

OS-Double⁺

sistema minimalista de correr com corte térmico para vidro simples e duplo
minimalist sliding system with thermal break for simple and double glazing
système minimaliste coulissant à rupture de pont thermique pour simple et double vitrage



Clube de Vela Costa Nova | Ferreira Arquitetos | Ivo Tavares Studio

CATÁLOGO TÉCNICO

TECHNICAL CATALOG | CATALOGUE TECHNIQUE



SISTEMAS
EURO 2000®
PERFIS DE ALUMÍNIO E VIDROS PARA ARQUITECTURA



Casa em Travanca | Nelson Resende, Arq. | Fotografia FG+SG



Casa em La Canada | Antonio Altarriba Estudio de Arquitectura | Fotografia Diego Opazo



ÍNDICE

TABLE OF CONTENTS | TABLE DE MATIÈRES

Apresentação Presentation Présentation	I
Listagem de perfis Profiles list Liste des profilés	II
Listagem de acessórios Accessories list Liste d'accessoires	III
Tipologias e mapas de quantidades - OS-D⁺ Soleira Tradicional Typologies and quantity maps - OS-D ⁺ Classic Sill Typologies et cartes des quantités - OS-D ⁺ Seuil Classic	IV
Tipologias e mapas de quantidades - OS-D⁺ Soleira Oculta Typologies and quantity maps - OS-D ⁺ Concealed Sill Typologies et cartes des quantités - OS-D ⁺ Seuil Cachée	V
Maquinações, cortes e fresagens Machinings, cuts and millings Usinages, coupes et fraisages	VI
Montagens Assemblies Assamblages	VII
Pré-aros Pre-frames Pré-cadres	VIII
Soleiras e Caleiras Sills and Drainage channels Seuils et Gouttières de vidanges	IX
Anotações Notes Remarques	X

OS-simple | OS-double

sistema minimalista de correr com corte térmico para vidro simples e duplo
 minimalist sliding system with thermal break for simple and double glazing
 système minimaliste coulissant à rupture de pont thermique pour simple et double vitrage



Concebido especialmente para vãos de grandes dimensões, o sistema minimalista de correr OS surge como resposta às novas tendências arquitetónicas que procuram conjugar o máximo de transparência com o mínimo de vista estrutural.

The minimalist sliding system rose as an answer to new architectural trends intending to combine the maximum transparency with the minimum structural view.

Spécialement conçu pour les grandes portées le système minimal coulissant apporte une solution aux nouvelles tendances architecturales qui cherchent à conjuguer le maximum de transparence avec une vue structurelle minimale.

OS-simple

OS-double

APRESENTAÇÃO

PRESENTATION | PRÉSENTATION

reta | straight | droite

DIMENSÕES

DIMENSIONS | DIMENSIONS

aros fixos | fixed frames | cadre dormant

53mm | 120.6mm | 188.2mm | 255.8mm

aros móveis | mobile frames | cadre ouvrant

46mm | 71mm | 96mm

aros centrais | middle profiles | centres

64mm | 89mm | 100mm | 110mm | 118mm

vista lateral | lateral view | vue latérale

30mm

vista central | central view | vue centrale

20mm

vistas superior e inferior

0mm

upper and lower sights | vues supérieure et inférieure

ENCHIMENTO

FILLING | REMPLISSAGE

10 mm | 12mm | 16mm

32 mm | 35mm (vidros temperados)
(tempered glasses | verres trempés)

CORTES

CUTS | COUPES

45° | 90°

VEDAÇÃO

INSULATION | ÉTANCHÉITÉ

Juntas em EPDM

EPDM joints | Joint en EPDM

PESO MÁXIMO

MAXIMUM WEIGHT | POIDS MAXIMALE

500 Kg/folha | leaf | vantail

Para pesos superiores, consultar o Departamento Técnico | For other weights, please consult our Technical Department | Pour d'autres poids, veuillez consulter notre Département Technique

ÁREA MÁXIMA

MAXIMUM AREA | AIRE MAXIMALE

8,00 m²/folha | leaf | vantail

ALTURA MÁXIMA

MAXIMUM HEIGHT | HAUTEUR MAXIMALE

4,00m/folha móvel | mobile leaf | vantail

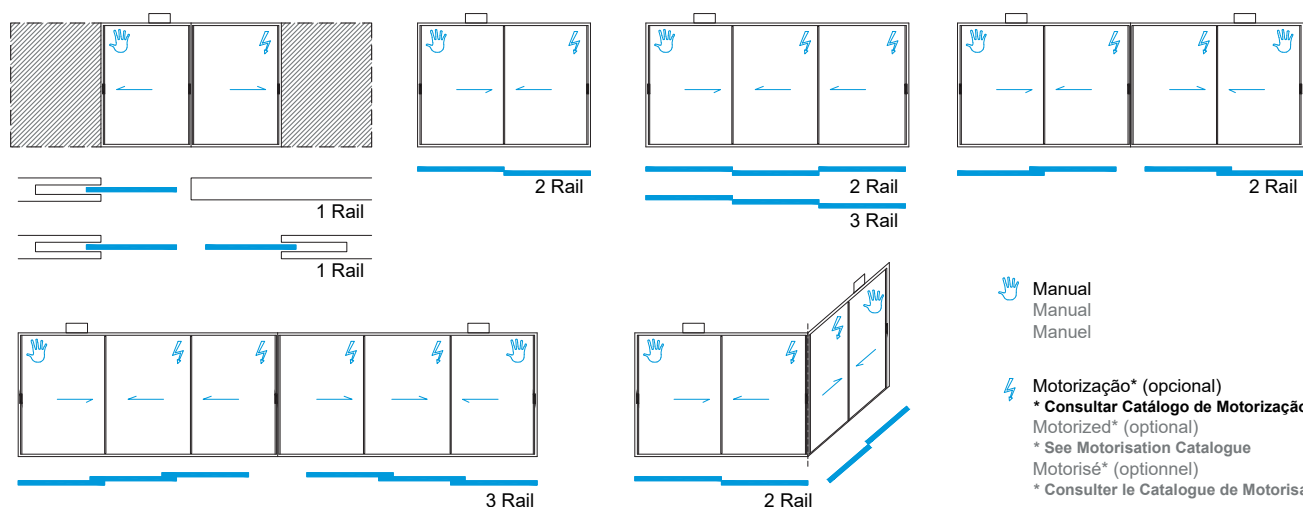
ACABAMENTOS

FINISHES | FINITIONS

Lacados | Anodizados | Bicolores

Powder coated | Anodised | Bicolour

Laqué | Anodisé | Bicouleur



Para outras tipologias, consultar o Departamento Técnico

For other typologies, please consult our Technical Department | Pour d'autres typologies, veuillez consulter notre Département Technique

Todas as medidas são consideradas em mm, salvo as devidamente identificadas

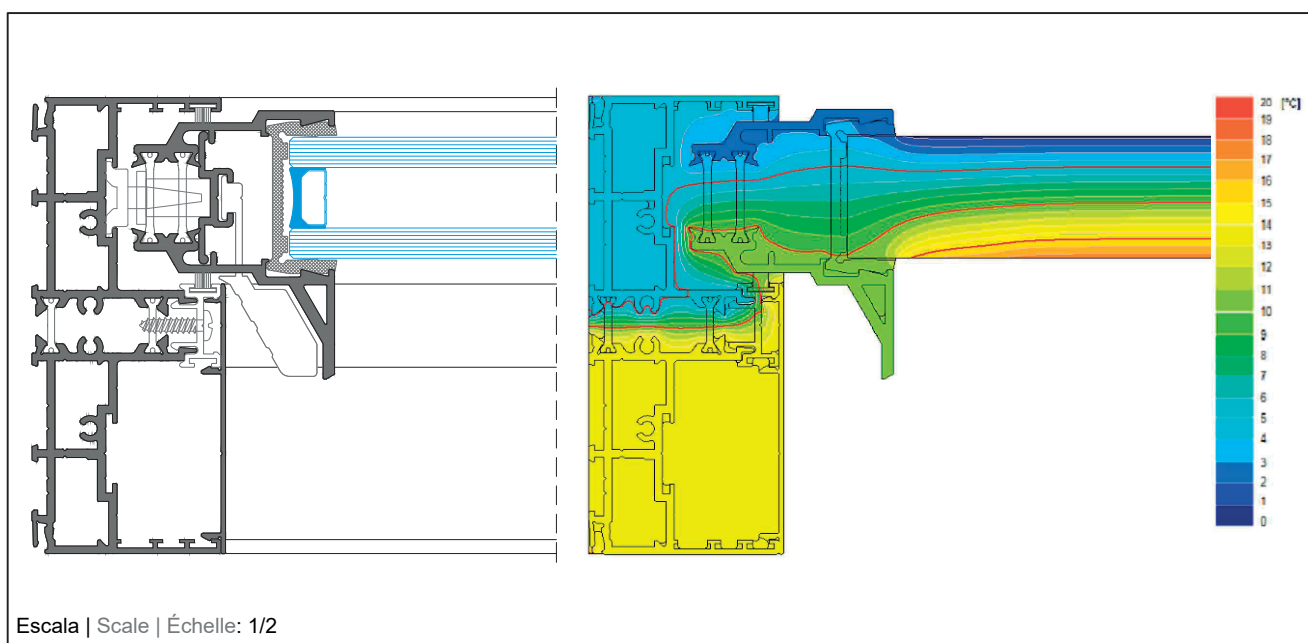
All measurements are considered in mm, except those duly identified | Toutes les mesures sont considérées en mm saufs celles qui sont dûment identifiées

DESEMPENHO DO SISTEMA

system performance | performance du système

Marcação CE CE Marking Marquage CE Ensaio Test Essais CXL 123/19 - 17-12-2019	Janela de 2 folhas de correr com 3,195m x 2,595m Vidro: 8 + 16 + 8 (temperados) 2 leaves window 3,195m x 2,595m - Glass: 8 + 16 + 8 (tempered) Fenêtre 2 vantaux 3,195m x 2,595m - Verre: 8 + 16 + 8 (trempé)
Permeabilidade ao AR AIR Permeability Permeabilité à l'AIR	4
Estanquidade à ÁGUA WATER Tightness Étanchéité à l'EAU	7A
Resistência ao VENTO WIND Resistance Résistance ao VENT	B3
Coef. Transm. TÉRMICA* THERMAL Transmittance Coef. Transm. THERMIQUE	$U_w = 1,48 \text{ W/m}^2\text{K}^*$ $U_g = 1,0 \text{ W/m}^2\text{K}$ (Janela de 2 folhas com 4.10x2.70m - LxH) (2 leaves window fenêtre 2 vantaux)
Isolamento ACÚSTICO ACOUSTIC Insulation Isolation ACOUSTIQUE	$R_w = 39\text{dB}$ - Ensaio Test Essais nº 166-19 de 26-06-2019 Janela de 2 folhas com 1,21mm x 1,46mm - LxH - OS Soleira Oculta Vidro 8 (temperado) + 14 + 55.2 (acústico) 2 leaves window with 1,21mm x 1,46mm - WxH - OS Concealed Sill Glass 8 (tempered) + 14 + 55.2 (acoustic) Fenêtre 2 vantaux avec 1,21mm x 1,46mm - LxH - OS Seuil Caché Verre 8 (trempé) + 14 + 55.2 (acoustique)
	$R_w = 38\text{dB}$ - Ensaio Test Essais nº 193-19 de 12-07-2019 Janela de 2 folhas com 3,14mm x 3,14mm - LxH - OS Soleira Oculta Vidro 8 (temperado) + 14 + 55.2 (acústico) 2 leaves window with 3,14mm x 3,14mm - WxH - OS Concealed Sill Glass 8 (tempered) + 14 + 55.2 (acoustic) Fenêtre 2 vantaux avec 3,14mm x 3,14mm - LxH - OS Seuil Caché Verre 8 (trempé) + 14 + 55.2 (acoustique)

* Cálculo realizado para novos perfis OS considerando uma tipologia com soleira tradicional
 Calculation performed for new OS profiles considering a typology with traditional sill
 Calcul effectué pour les nouveaux profilés OS en tenant compte d'une typologie de seuil traditionnelle



Escala | Scale | Échelle: 1/2

CUIDADOS A TER NA FABRICAÇÃO, MONTAGEM E MANUTENÇÃO PARA CAIXILHOS DO SISTEMA OS
CARES IN THE MANUFACTURE, INSTALLATION AND MAINTENANCE OF THE OS SYSTEM FRAMES
PRÉCAUTIONS POUR LA FABRICATION, L'ASSEMBLAGE ET LA MAINTENANCE DES CADRES DU SYSTÈME OS

1. NA FABRICAÇÃO (CORRETA EXECUÇÃO DOS CAIXILHOS)

MANUFACTURING (CORRECT FRAMES EXECUTION) | DANS LA FABRICATION (EXECUTION CORRECTE DES CHÂSSIS)

Todos os caixilhos deverão ser executados mediante os nossos catálogos técnicos e as nossas instruções técnicas. Sempre que se considerarem insuficientes os dados fornecidos, o Departamento Técnico deverá ser consultado ou solicitada a presença de um Técnico do GRUPO SOSOARES.

All frames must be executed according to our technical catalogs and technical instructions. Whenever deemed insufficient data provided, the Technical Department should be consulted or the presence of a Technician from Grupo Sosoares requested.

Tous les châssis doivent être effectués SELON nos catalogues techniques et nos instructions techniques. Lorsque considèrent insuffisantes les données fournies sont considérés insuffisantes, le Département Technique devra être consulté la présence d'un Technique du Groupe Sosoares requise.

IMPORTANTE | IMPORTANT | IMPORTANT:

- Ao realizar este sistema pela primeira vez, deverá requisitar **obrigatoriamente a presença de um técnico do GRUPO SOSOARES para auxiliar tecnicamente em todas as fases de execução (corte, maquinação, montagem e aplicação em obra), de pelo menos 1 caixilho:**
 - Ter em atenção a correta execução das drenagens de água;
 - Ter em atenção a aplicação das pelúcias corretas;
 - Ter em atenção a aplicação dos corta-vento nos aros fixos;
 - Maquinar os perfis móveis de acordo com os planos do cortante OS;
 - Executar uma correta aplicação de todos os acessórios.
- When performing this system for the first time, you should request a **mandatory presence of a technician from Grupo Sosoares to technically assist you at all stages of the implementation (cutting, milling, assembling and application on site), of at least 1 frame;**
 - Beware of the correct execution of water drainage;
 - Beware of the application of the correct brush gasket;
 - Beware of the application of the "Central-gasket" on fixed frames;
 - Milling the mobile profiles according to the OS Cutter Machine plans;
 - Execute a correct application of all accessories.
- Pour le première execution du système, veuillez la présence **obligatoire d'un Technicien du Groupe Sosoares afin de vous assister techniquement pendant toutes les phases d'exécution (coupe, usinage, assemblage et application sur site), au moins d'un châssis;**
 - Attention à la mise en œuvre correcte des drainages d'eau;
 - Attention à l'application des joint brosses correctes;
 - Attention à l'application des pièces d'étanchéité dans les dormants;
 - Usinage des profilés mobiles selon les plans d'outillage OS;
 - Application correcte de tous les accessoires.



2. NA MONTAGEM (RIGOR NAS PLANIMETRIAS DOS VÃOS)

IN ASSEMBLY (RIGOUR ON FRAMES' PLANIMETRY) | DANS L'ASSEMBLAGE (RIGEUR DANS LAS PLANIMÉTRIES DES BAIES)

Para um excelente funcionamento, é extremamente importante o executante/instalador deste sistema sensibilizar e responsabilizar o projetista e consequentemente o construtor para um elevado rigor nas planimetrias e nivelamentos da alvenaria para os vãos a que este sistema esteja destinado. Devem conferir estas mesmas características (planimetria e nivelamento) antes de aplicar os aros fixos e só após se confirmarem as devidas condições, fazer a aplicação em obra com idêntico rigor.

In order to achieve an excellent functioning, it is extremely important that the performer/installer of this system should warn and consequently blame the constructor regarding a high accuracy in planimetry and leveling the masonry for the frames that this system is designed for. They should check these same characteristics (planimetry and leveling) before applying the fixed frames and only after the proper conditions are confirmed, apply on site with the same rigour.

Afin d'obtenir les meilleures performances, il est extrêmement important l'exécutant/installateur de ce système sensibilise et responsabilise le concepteur et par conséquent le constructeur par rapport à une grande précision dans les planimétries et le nivellement de la maçonnerie pour les baies dont ce système est destiné. Veuillez vérifier ces mêmes caractéristiques (planimétrie et de nivellement) avant d'appliquer les cadres fixes et seulement après avoir confirmé que les conditions sont appropriées, faire l'application sur site avec la même rigueur.



CUIDADOS A TER NA FABRICAÇÃO, MONTAGEM E MANUTENÇÃO PARA CAIXILHOS DO SISTEMA OS
CARES IN THE MANUFACTURE, INSTALLATION AND MAINTENANCE OF THE OS SYSTEM FRAMES
PRÉCAUTIONS POUR LA FABRICATION, L'ASSEMBLAGE ET LA MAINTENANCE DES CADRES DU SYSTÈME OS**3. APÓS MONTAGEM (CUIDADOS DE MANUTENÇÃO)**
AFTER ASSEMBLY (MAINTENANCE CARES) | APRÈS L'ASSEMBLAGE (PRÉCAUTIONS DE MAINTENANCE)**ALUMÍNIO LACADO E ANODIZADO**
POWDER COATED AND ANODISED ALUMINIUM | ALUMINIUM LAQUÉ ET ANODISÉ

O alumínio depois de instalado em obra, requer uma limpeza regular para assim manter a sua superfície em bom estado. Quaisquer que sejam as peças de alumínio, perfis ou acessórios, se não forem devidamente tratadas podem sofrer danos que, em determinadas situações podem ser irreparáveis.

The aluminum, once installed on site, requires a regular cleaning in order to maintain its surface in good condition. Pieces of aluminum including profiles and accessories, if not properly treated, can be damage that, which in certain situations could be irreparable.

L'aluminium, une fois installé sur site, nécessite d'un nettoyage régulier afin de maintenir sa surface en bon état. Quelles que soient les pièces en aluminium, profilés ou accessoires, par manque de traitement adéquat peuvent être endommagés et dans certaines situations, ces dommages peuvent être irréparables.

CONTATO COM OUTROS MATERIAIS
CONTACT WITH OTHER MATERIALS | CONTACT AVEC D'AUTRES MATÉRIAUX

Sempre que o material for atingido por colas, mástiques ou produtos similares, cimento, cal, tintas ou quaisquer outros elementos utilizados na construção civil, deve-se proceder de imediato à respetiva remoção, recorrendo a um detergente líquido de PH neutro, diluído em água.

Whenever the material is hit by glues, mastics or similar products, cement, lime, paint or any other elements used in construction, you must immediately proceed to the due removal, using a PH neutral liquid detergent diluted in water.

Lorsque le matériel est souillé par des colles, mastics ou produits similaires, le ciment, la chaux, peinture ou d'autres éléments utilisés dans le bâtiment, il faut immédiatement procéder au respectif retrait, en utilisant un détergent liquide de pH neutre dilué avec de l'eau.

LIMPEZA DAS ZONAS DE DESLIZAMENTO
SLIDING AREAS CLEANSING | NETTOYAGE DES ZONES DE COULISSAGE

As zonas por onde deslizam os carrinhos deverão estar sempre limpas e desimpedidas de quaisquer objetos ou materiais (p.ex. areias, pedras, serrins, pós, terras, etc. ...) que possam diminuir as capacidades dos carrinhos, ou mesmo danificá-los. Estas impurezas poderão gerar danos irreparáveis e consequentemente um pior funcionamento do sistema. Tal limpeza deverá ser efectuada tantas vezes quanto as necessárias.

The areas where the sliding wheels carts slide should be kept clean and unobstructed of any objects or materials (sand, stones, dust, e.g.) that can reduce the capacity of the roller bearings, or even damage them. These impurities may produce permanent damaged and consequently a worse functioning of the system. Such cleansing must be carried out as many times as necessary.

Les zones où les rouleaux coulisent doivent être propres et dégagées de tout objet ou du matériaux (p.ex: sable, pierres, sciure, poudres, terres, etc ...) qui peuvent réduire la capacité des rouleaux, ou même les endommager. Ces impuretés peuvent produire des dommages irréversibles et donc un moins bon fonctionnement du système. Un tel nettoyage doit être effectué autant de fois que nécessaire.

PRODUTOS DE LIMPEZA A UTILIZAR
CLEANING PRODUCTS TO BE USED | PRODUITS DE NETTOYAGE À UTILISER

De um modo geral, um pano macio embebido em água é suficiente para limpar o alumínio. No entanto, para facilitar a operação, pode-se adicionar um detergente neutro líquido e macio, diluído (5% em volume) do tipo "Teepol".

In general, a cloth moistened with water is sufficient to clean aluminum. However, to facilitate the operation you can add a liquid detergent, soft dilute (5% by volume), like "Teepol".

En général, un chiffon doux imbibé d'eau est suffisant pour nettoyer l'aluminium. Toutefois, pour faciliter l'opération, on peut ajouter un détergent neutre liquide et doux dilué (5% en volume) type "Teepol".

PRODUTOS DE LIMPEZA A EVITAR
CLEANING PRODUCTS TO AVOID | PRODUITS DE NETTOYAGE À ÉVITER

Nunca utilizar escovas, lixas, esfregões, ou qualquer outro tipo de material abrasivo, bem como produtos de limpeza à base de solventes (ex. diluente, limpa vidros à base de amónia, etc.).

Never use brushes, scrapers, mops, or any other kind of abrasive material as well as cleaning products based on solvents (eg diluent wiper based on ammonia, etc.).

Ne jamais utiliser des brosses, du papier de verre, vadrouille, ou de tout autre matériau abrasif ainsi que des produits de nettoyage à base de solvants (ex. diluant, essuie-glace à base d'ammoniac, etc.).

CUIDADOS A TER NA FABRICAÇÃO, MONTAGEM E MANUTENÇÃO PARA CAIXILHOS DO SISTEMA OS
CARES IN THE MANUFACTURE, INSTALLATION AND MAINTENANCE OF THE OS SYSTEM FRAMES
PRÉCAUTIONS POUR LA FABRICATION, L'ASSEMBLAGE ET LA MAINTENANCE DES CADRES DU SYSTÈME OS**PRODUTOS DE LIMPEZA A EVITAR**
CLEANING PRODUCTS TO AVOID | PRODUITS DE NETTOYAGE À ÉVITER

Nunca utilizar escovas, lixas, esfregões, ou qualquer outro tipo de material abrasivo, bem como produtos de limpeza à base de solventes (ex. diluente, limpa vidros à base de amónia, etc.).

Never use brushes, scrapers, mops, or any other kind of abrasive material as well as cleaning products based on solvents (eg diluent wiper based on ammonia, etc.).

Ne jamais utiliser des brosses, du papier de verre, vadrouille, ou de tout autre matériau abrasif ainsi que des produits de nettoyage à base de solvants (ex. diluant, essuie-glace à base d'ammoniac, etc.).

FREQUÊNCIA DA LIMPEZA
CLEANING FREQUENCY | FRÉQUENCE DE NETTOYAGE

A limpeza deve ser levada a cabo sempre que a aparência natural do acabamento começar a alterar ou quando forem notórios depósitos de poluição atmosférica ou industrial. Pode no entanto, ser estabelecida a seguinte regra, respeitante à frequência da limpeza:

- Zonas marítimas e/ou industriais: 3 meses;
- Zonas rurais: 6 meses;
- Zonas onde ocorram fortes deposições de sal: deve ser identificada a frequência de limpeza de modo a não permitir a permanência prolongada dos sais.

Cleaning should be carried out whenever the natural appearance of the aluminium treatment starts to change or when industrial and air pollution deposits become notorious. We may however establish the following rule concerning the frequency of cleaning:

- Industrial and/or seaside: 3 months;
- Countryside: 6 months;
- Areas where a heavy deposition of salt happens: please adapt the cleaning frequency in order to prevent the prolonged permanence of salts.

Le nettoyage doit être effectué lorsque l'aspect naturel de la finition commence à changer ou lorsque les dépôts de la pollution atmosphérique ou industrielle deviennent visibles. Nous pouvons établir cependant la règle suivante concernant la fréquence de nettoyage:

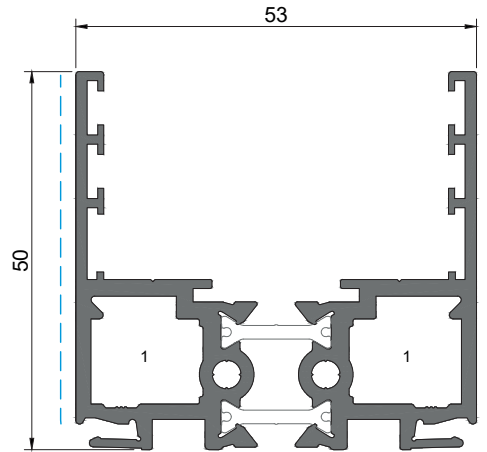
- Zones maritimes et / ou industriels: 3 mois;
- Zones rurales: 6 mois;
- Les zones où se produisent d'importants dépôts de sel: veuillez adapter de façon à ce sorte que la fréquence de nettoyage ne permette pas aux sels une permanence prolongée.



Casa em Rishon LeZion | Israel | Shafar Rosenfeld, Arq. | Fotografia Shai Epstein



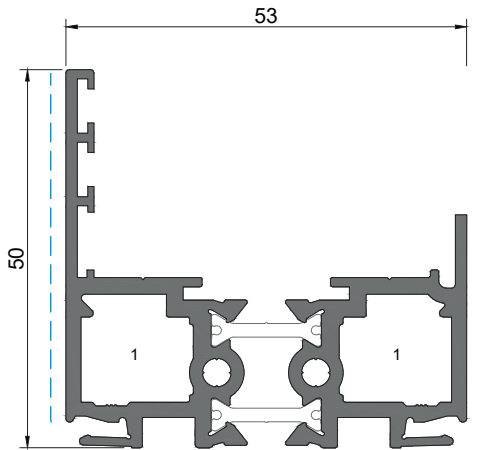
LISTAGEM DE PERFIS
PROFILES LIST | LISTE DES PROFILÉS



SO 14

Ombreira/padieira/soleira 1-rail

1-rail Door jamb/lintel/sill | Jambage/linteau/seuil 1-rail



SO 15

Ombreira/padieira/soleira 1-rail

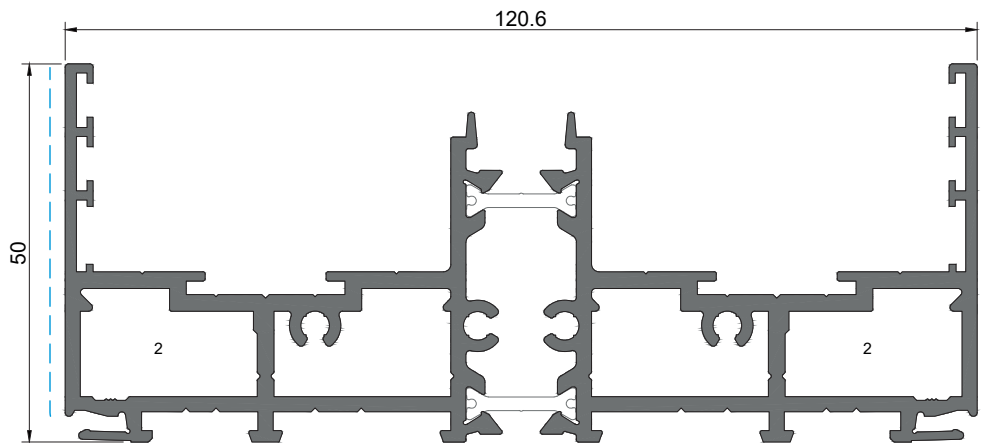
1-rail Door jamb/lintel/sill | Jambage/linteau/seuil 1-rail



SO 16

Bite

Bead | Parclose



SO 11

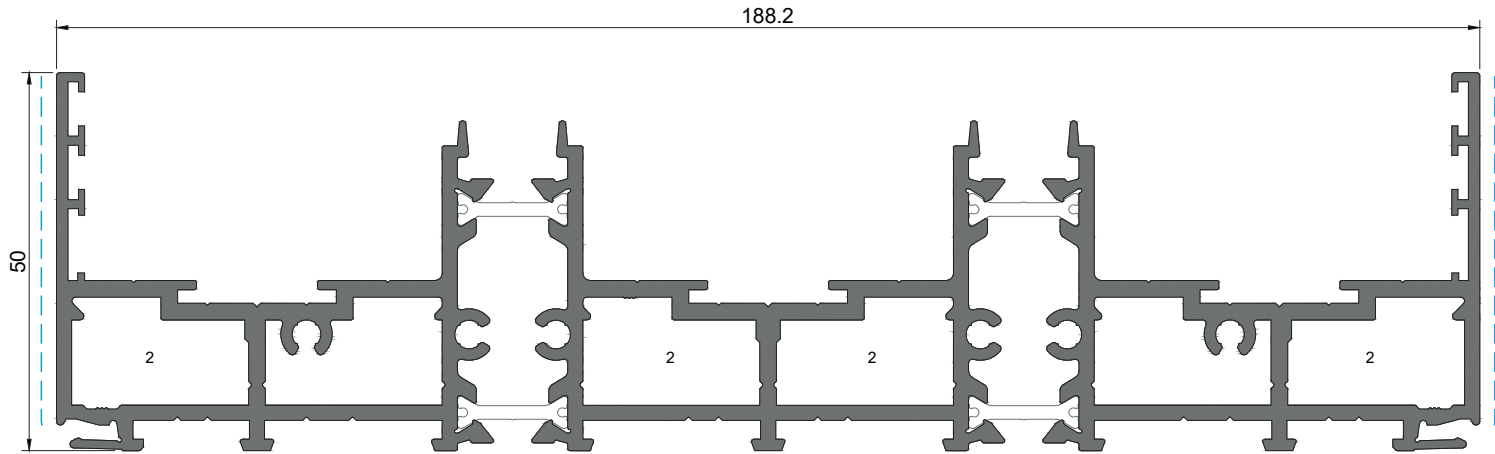
Ombreira/padieira/soleira 2-rail

2-rail Door jamb/lintel/sill | Jambage/linteau/seuil 2-rail

1 - ESQUADRO | BRACKET | EQUÉRRE 18-1310-C

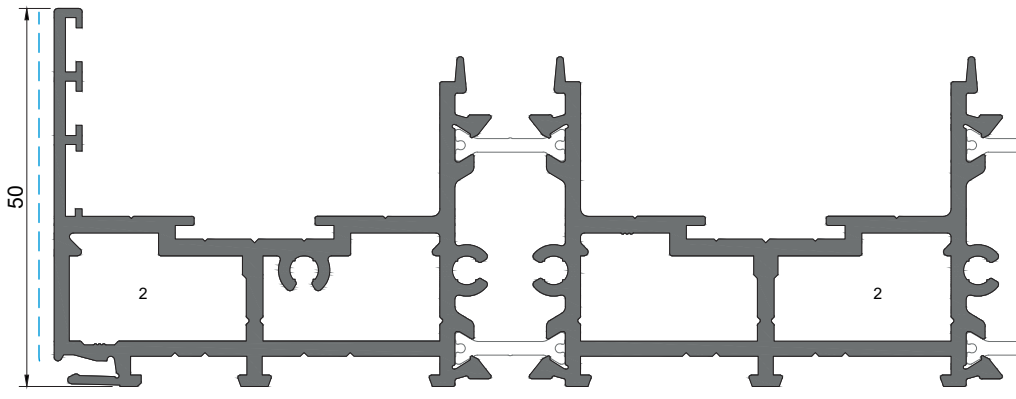
2 - ESQUADRO | BRACKET | EQUÉRRE 18-2210-D

3 - ESQUADRO | BRACKET | EQUÉRRE 18-3112-C



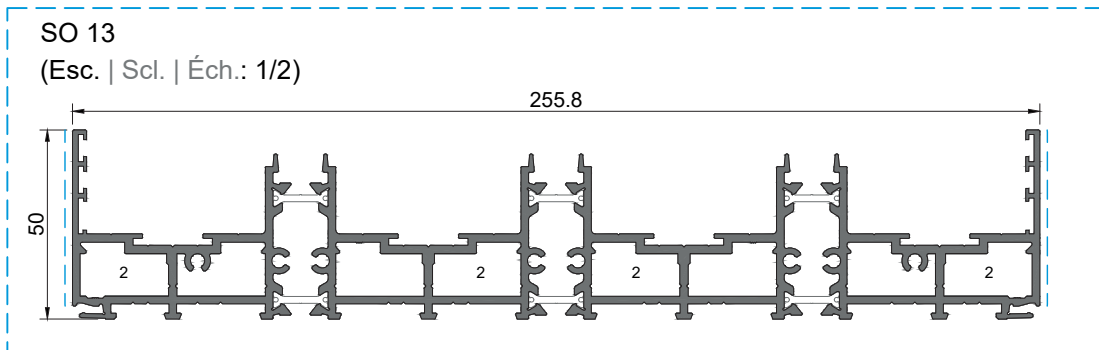
SO 12

Ombreira/padieira/soleira 3-rail
3-rail Door jamb/interior sill | Jambage/linteau/seuil 3-rail



SO 13

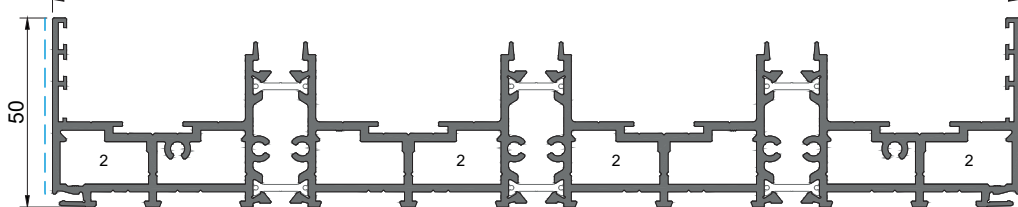
Ombreira/padieira/soleira 4-rail
4-rail Door jamb/interior sill | Jambage/linteau/seuil 4-rail

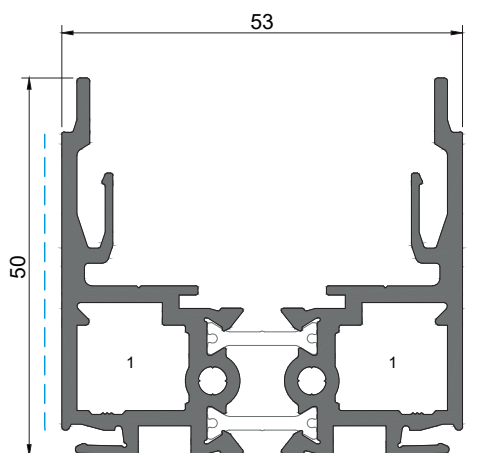


SO 13

(Esc. | ScI. | Éch.: 1/2)

255.8

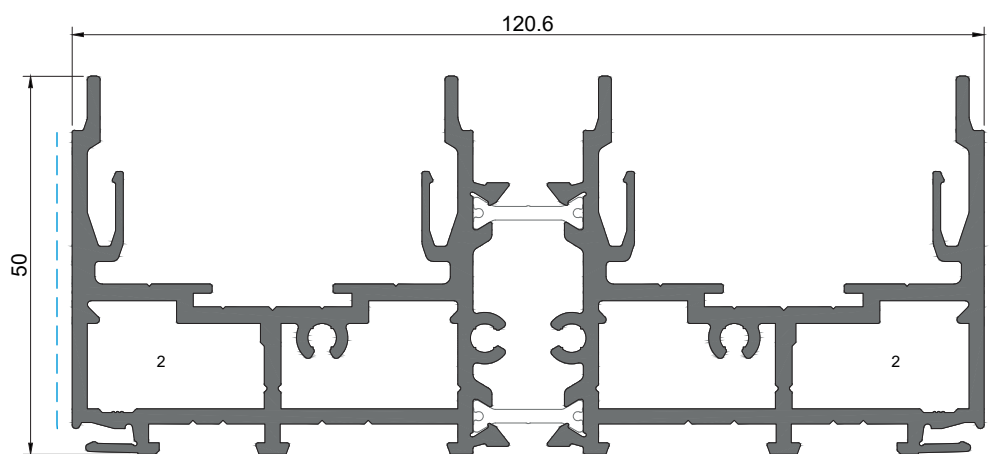




SO 24

Soleira oculta 1-rail

1-rail Concealed sill | Seuil cachée 1-rail



SO 21

Soleira oculta 2-rail

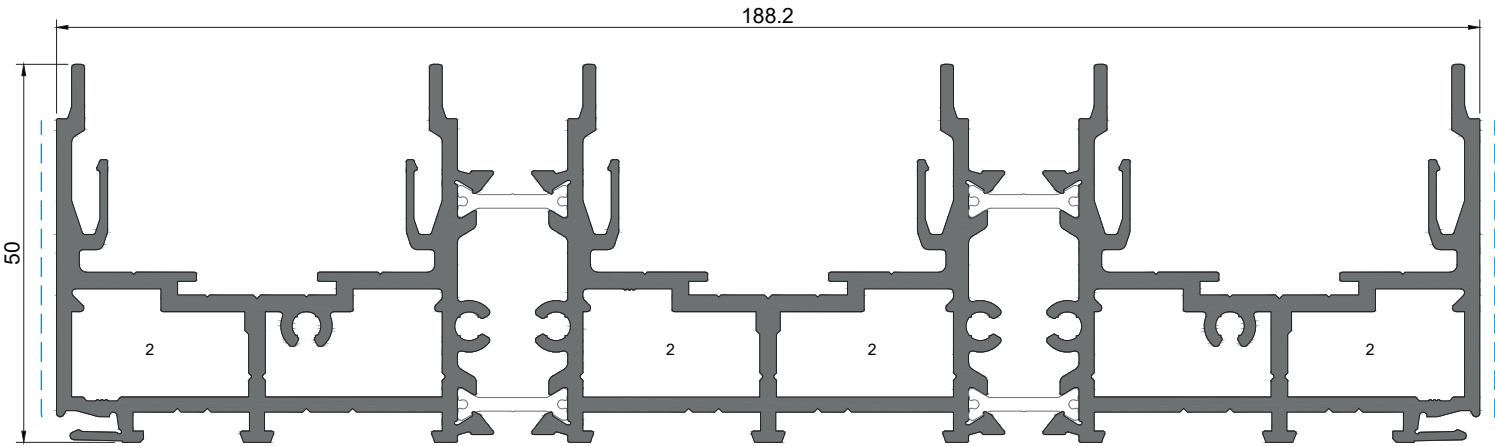
2-rail Concealed sill | Seuil cachée 2-rail

1 - ESQUADRO | BRACKET | EQUÉRRE 18-1310-C

2 - ESQUADRO | BRACKET | EQUÉRRE 18-2210-D

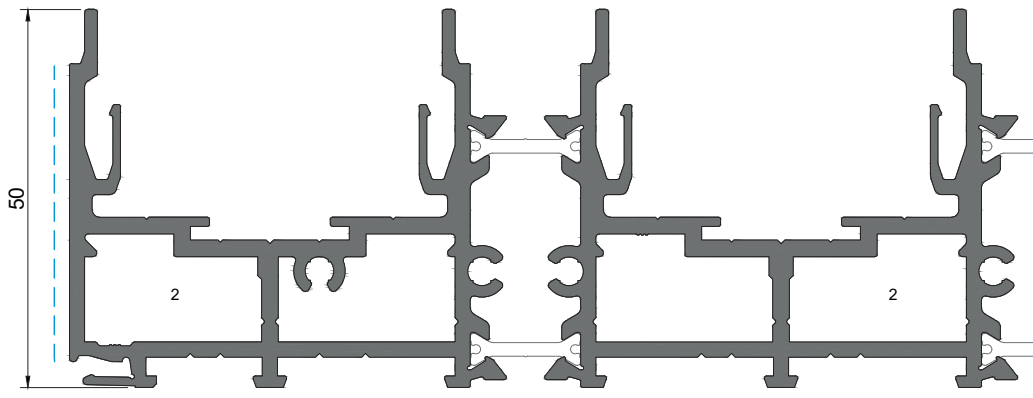
3 - ESQUADRO | BRACKET | EQUÉRRE 18-3112-C

Treatmento de superfície | Surface treatment | Traitement de surface
PB | PM | EF | EM PB | EF | EM
Para mais informações, consultar Catálogo de Cores Anodizadas
For further information, consult the Anodised Colours Catalogue | Pour plus d'informations, veuillez consulter le Catalogue des Couleurs Anodisées



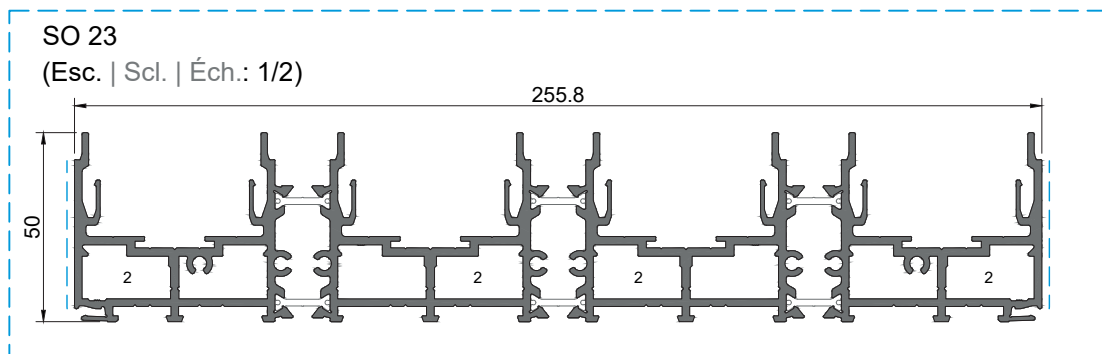
SO 22

Soleira oculta 3-rail
3-rail Concealed sill | Seuil cachée 3-rail



SO 23

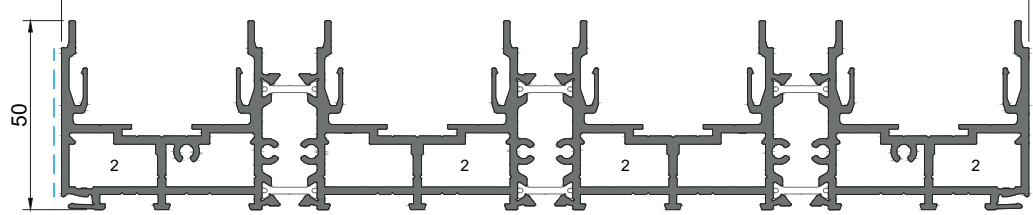
Soleira oculta 4-rail
4-rail Concealed sill | Seuil cachée 4-rail



SO 23

(Esc. | Scl. | Éch.: 1/2)

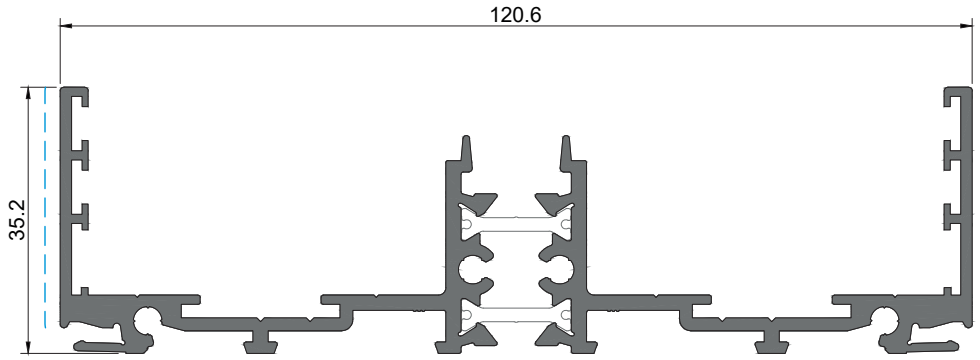
255.8



1 - ESQUADRO | BRACKET | EQUÉRRE 18-1310-C

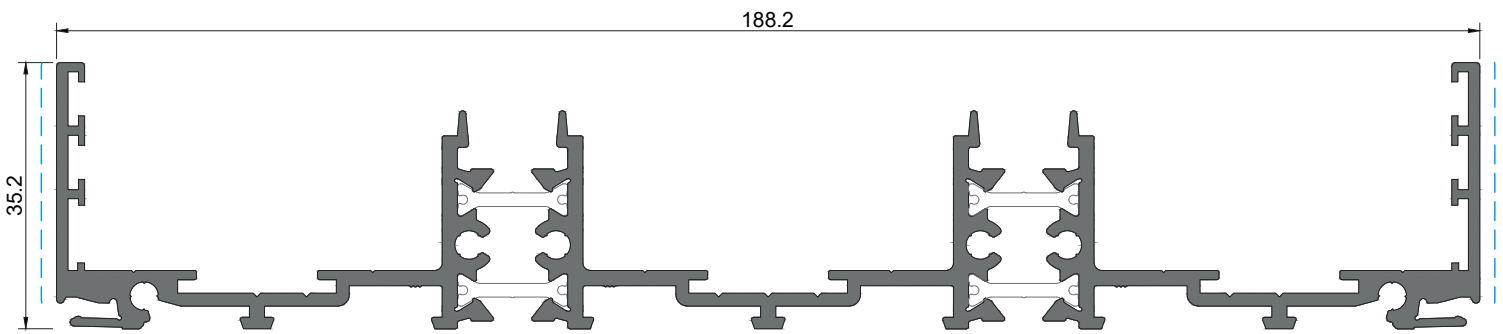
2 - ESQUADRO | BRACKET | EQUÉRRE 18-2210-D

3 - ESQUADRO | BRACKET | EQUÉRRE 18-3112-C



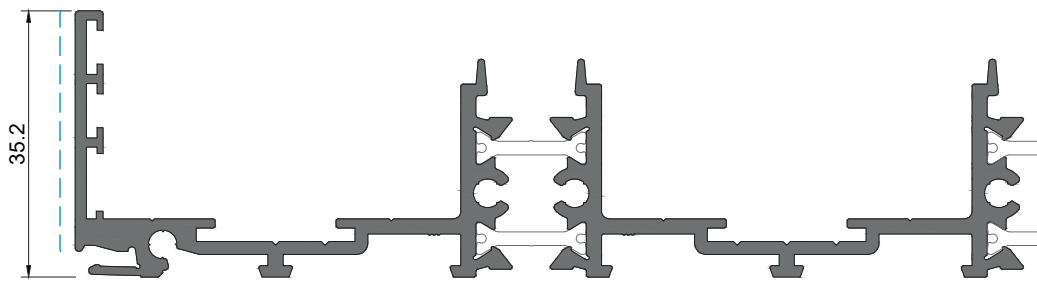
SO 05

Aro baixo para soleira 2-rail
2-rail Low frame for sill | Dormant bas pour seuil 2-rail



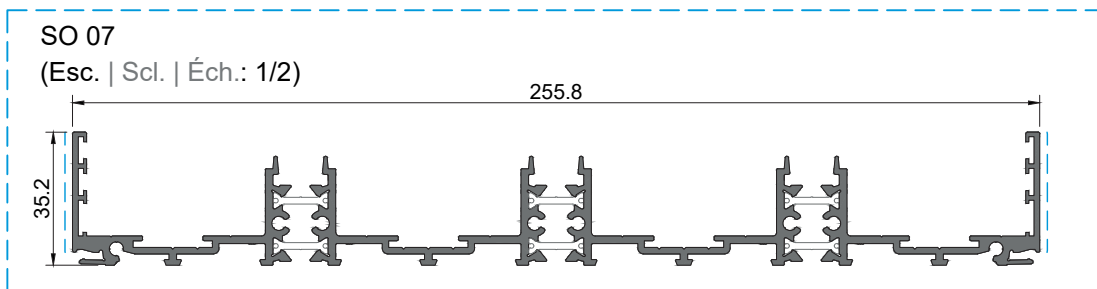
SO 06

Aro baixo para soleira 3-rail
3-rail Low frame for sill | Dormant bas pour seuil 3-rail



SO 07

Aro baixo para soleira 4-rail
4-rail Low frame for sill | Dormant bas pour seuil 4-rail



SO 07

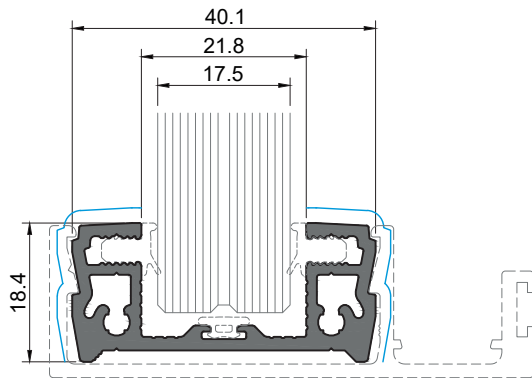
(Esc. | Scl. | Éch.: 1/2)

255.8

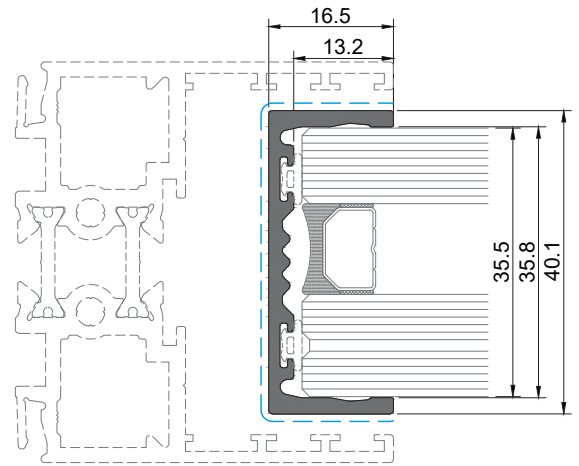
35.2

PERFIS NÃO DISPONÍVEIS (PERFIS COMPONENTES DO VIDRO)

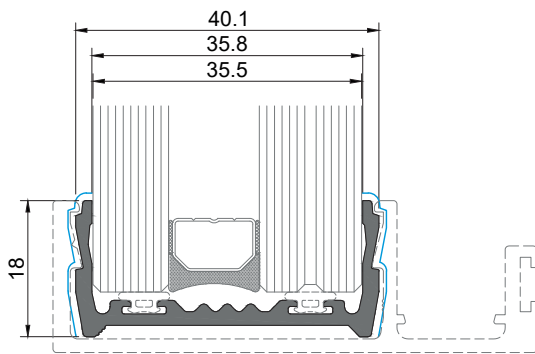
NOT AVAILABLE PROFILES (GLASS COMPONENT PROFILES) | PROFILÉS PAS DISPONIBLES (PROFILÉS COMPOSANT DU VERRE)



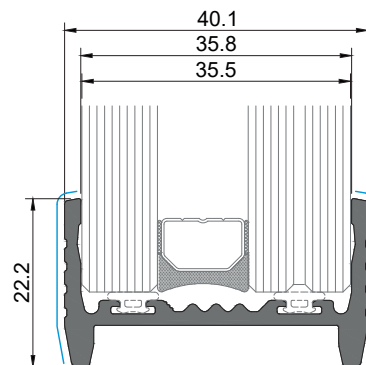
OS 87
Perfil de alumínio para vidro
Glazing aluminum profile
Profilé d'aluminium pour verre



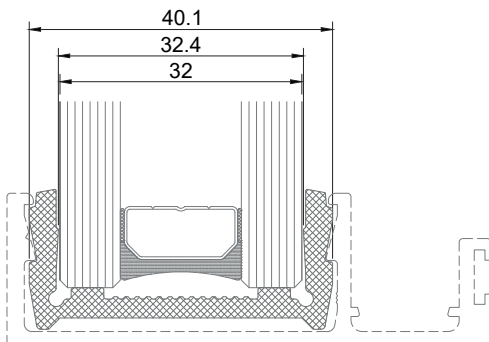
VO 96
Perfil de alumínio para vidro
Glazing aluminum profile
Profilé d'aluminium pour verre



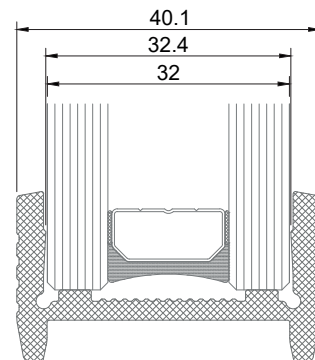
VO 97
Perfil de alumínio para vidro
Glazing aluminum profile
Profilé d'aluminium pour verre



VO 98
Perfil de alumínio para vidro
Glazing aluminum profile
Profilé d'aluminium pour verre

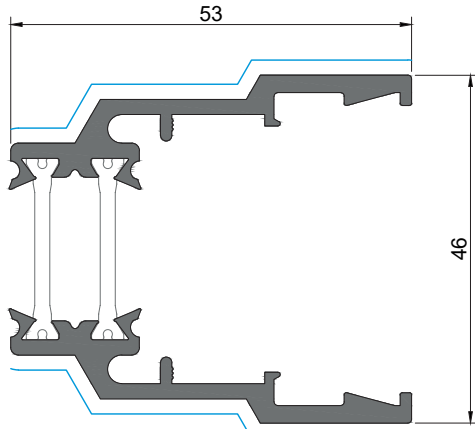


OS 96
Perfil de poliamida para vidro
Glazing polyamide profile
Profilé en polyamide pour verre

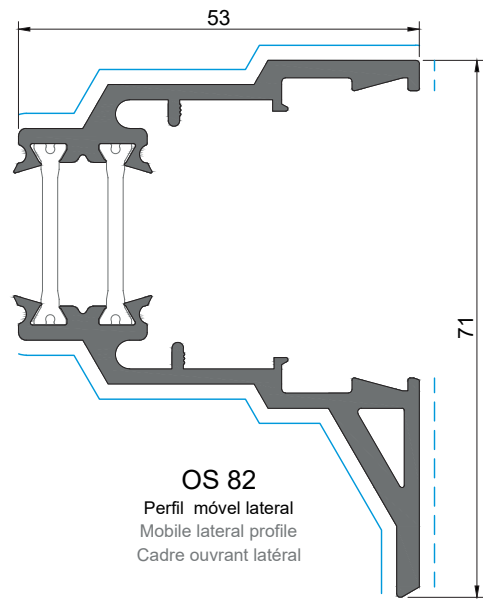


OS 96B
Perfil de poliamida para vidro
Glazing polyamide profile
Profilé en polyamide pour verre

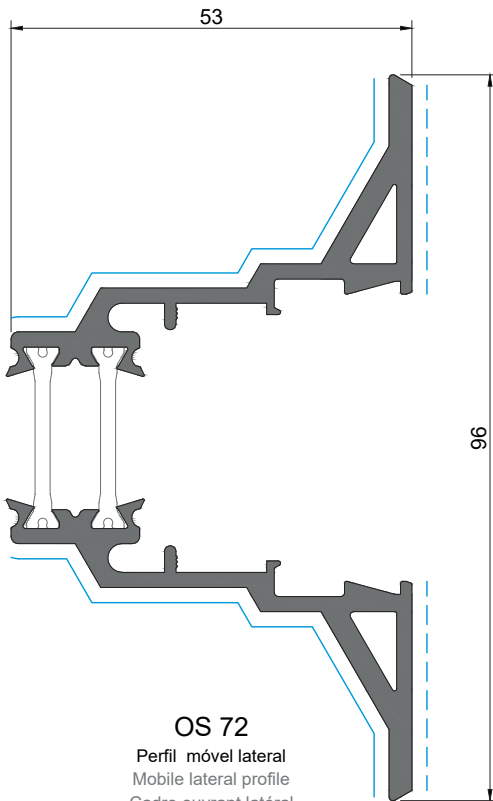
Tratamento de superfície | Surface treatment | Traitement de surface
 PB | PM | EF | EM PB | EF | EM
 Para mais informações, consultar Catálogo de Cores Anodizadas
 For further information, consult the Anodised Colours Catalogue | Pour plus d'informations, veuillez consulter le Catalogue des Couleurs Anodisées



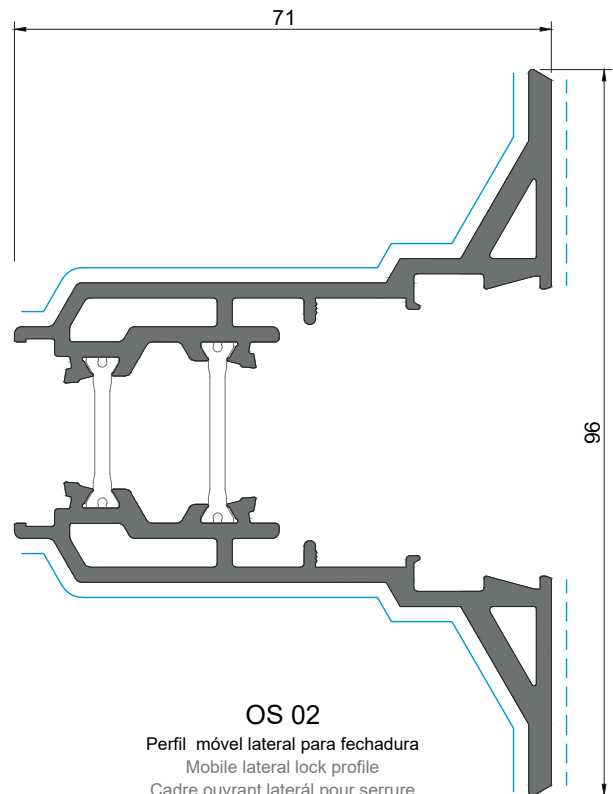
OS 12
Perfil móvel lateral
Mobile lateral profile
Cadre ouvrant latéral



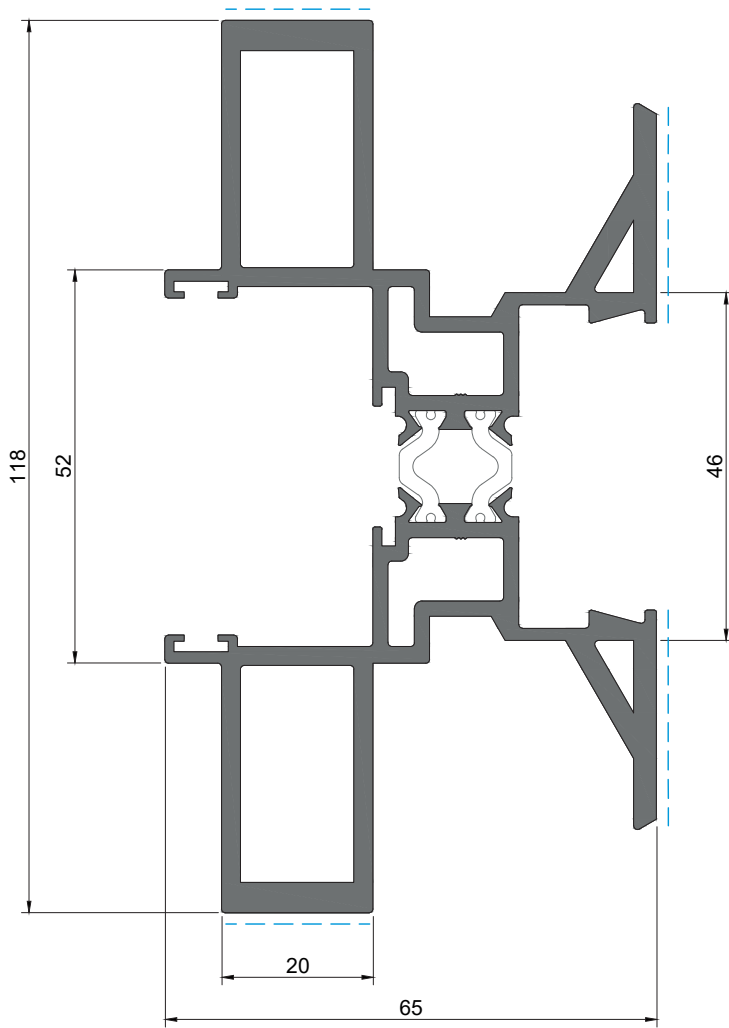
OS 82
Perfil móvel lateral
Mobile lateral profile
Cadre ouvrant latéral



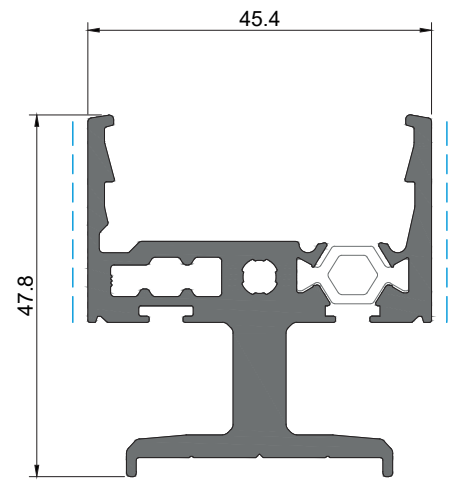
OS 72
Perfil móvel lateral
Mobile lateral profile
Cadre ouvrant latéral



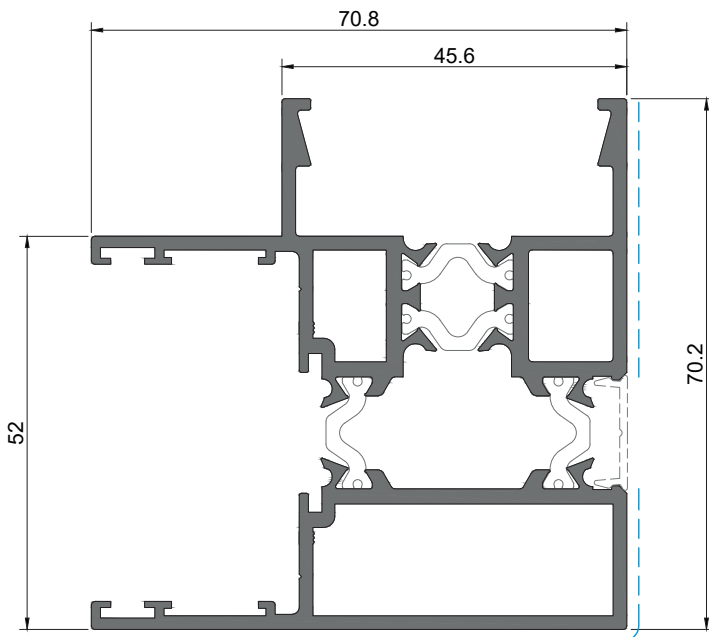
OS 02
Perfil móvel lateral para fechadura
Mobile lateral lock profile
Cadre ouvrant latéral pour serrure



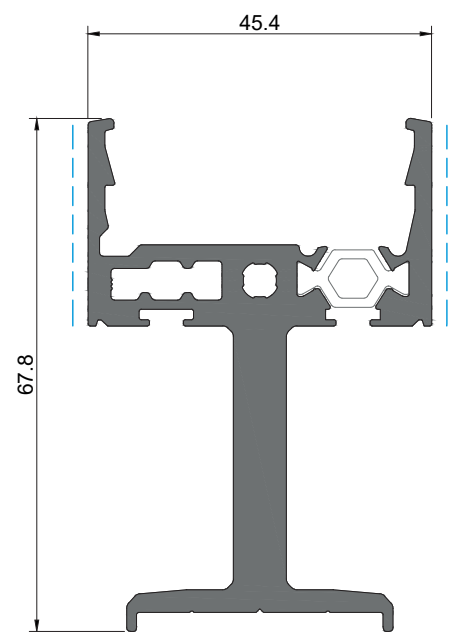
OS 27
Perfil união 3/4 folhas
3/4 Sashes connecting profile
Profilé pour connexion 3/4 vantaux



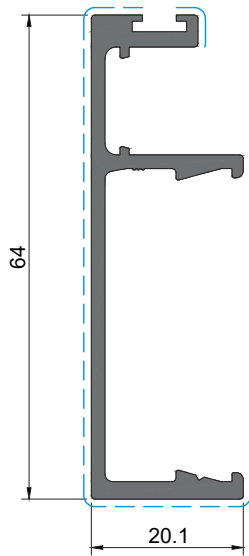
OS 08
Perfil móvel para soleira oculta
Concealed sill mobile profile
Profilé mobile pour seuil caché



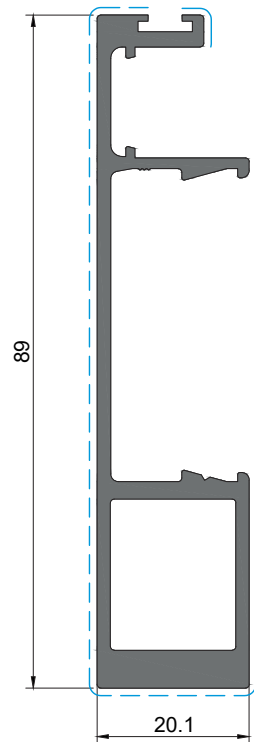
OS 55
Perfil canto 90°
90° Corner profile
Profilé de angle 90°



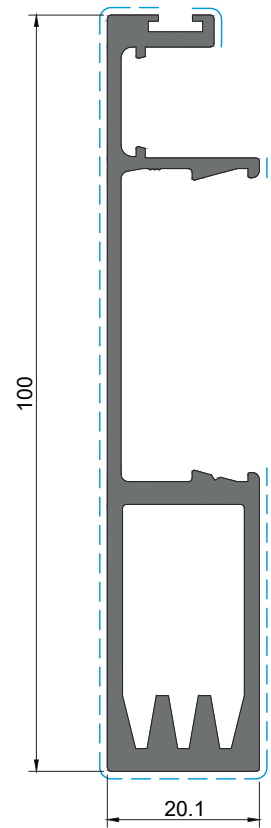
OS 18
Perfil móvel para soleira oculta
Concealed sill mobile profile
Profilé mobile pour seuil caché



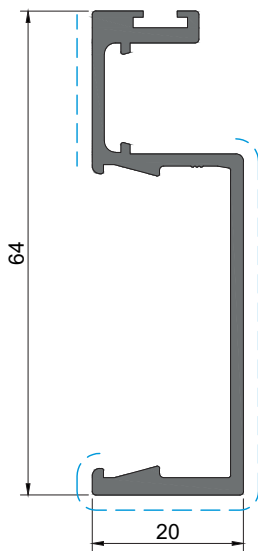
OS 11
Perfil central
Central profile
Profilé central



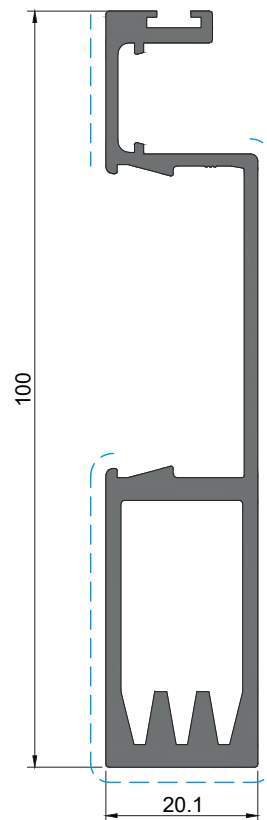
OS 51
Perfil central
Central profile
Profilé central



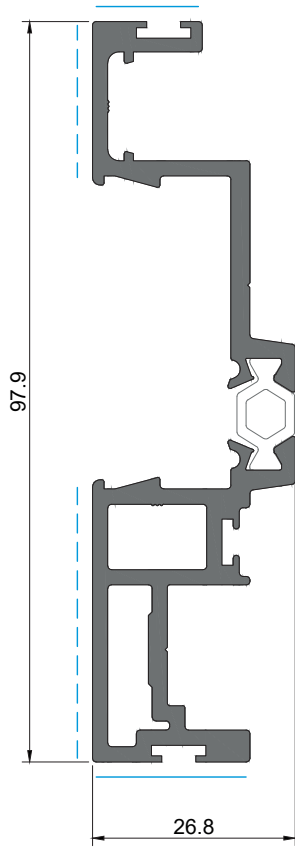
OS 61
Perfil central
Central profile
Profilé central



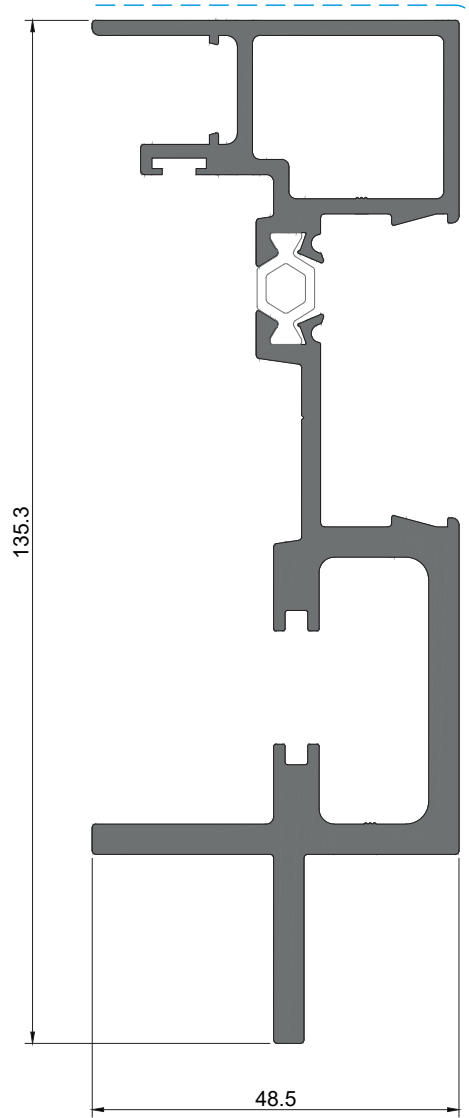
OS 17
Perfil central invertido
Inverted central profile
Profilé central inversé



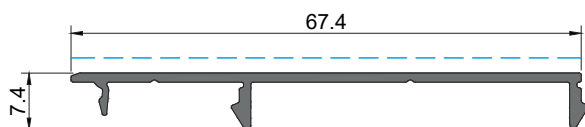
OS 67
Perfil central invertido
Inverted central profile
Profilé central inversé



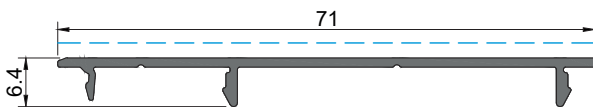
SO 38
Perfil central invertido
Inverted central profile
Profilé central inversé



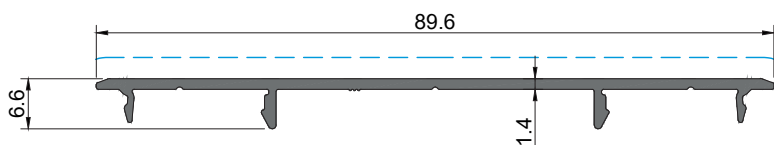
SO 39
Perfil ligação 2 folhas
2 Sashes connection profile
Profilé pour connexion 2 vantaux



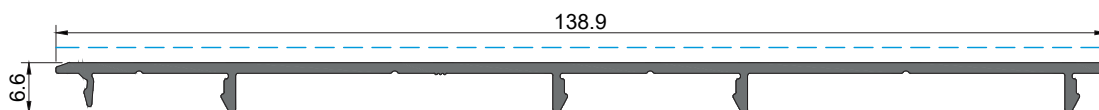
SO 63
Capa
Cover | Capot



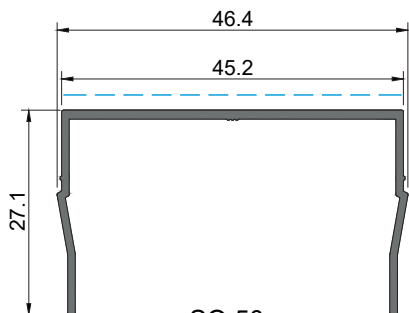
SO 60
Capa
Cover | Capot



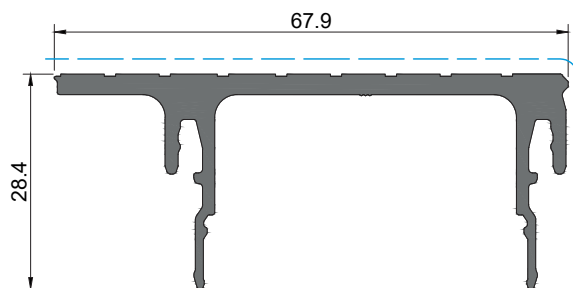
SO 62
Capa
Cover | Capot



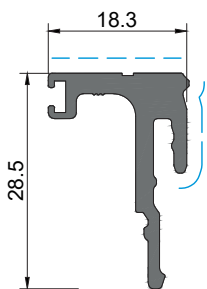
SO 61
Capa
Cover | Capot



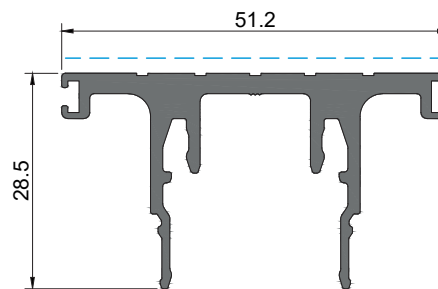
SO 50
Capa
Cover | Capot



SO 71
Capa para soleira oculta
Concealed sill cover | Capot pour seuil cacé

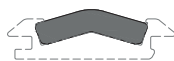


OS 40
Capa para soleira oculta
Concealed sill cover | Capot pour seuil cacé



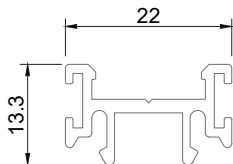
OS 41
Capa para soleira oculta
Concealed sill cover | Capot pour seuil cacé

Treatmento de superficie | Surface treatment | Traitement de surface
PB | PM | EF | EM PB | EF | EM
Para mais informações, consultar Catálogo de Cores Anodizadas
For further information, consult the Anodised Colours Catalogue | Pour plus d'informations, veuillez consulter le Catalogue des Couleurs Anodisées



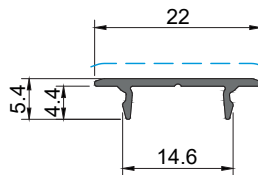
OS 801

Guia aço inox
Stainless steel guide | Guide acier inox



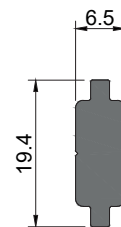
OS 95

Poliamida
Polyamide | Polyamide



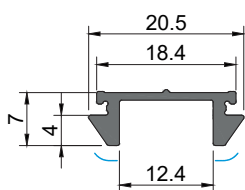
OS 30

Capa
Cover | Capot



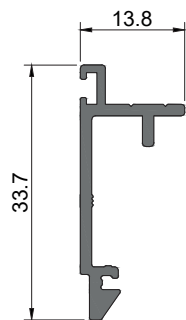
SO 33

Perfil vareta duplo
Perfil exclusivamente anodizado
Double rod profile
Profile exclusively anodised
Tige double
Profilé exclusivement anodisé



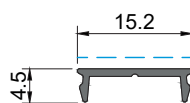
OS 35

Perfil guia superior
Perfil exclusivamente anodizado
Upper guide profile
Profile exclusively anodised
Profilé guide supérieur
Profilé exclusivement anodisé



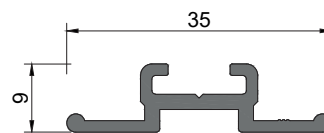
SO 37

Guia para motorização
Perfil exclusivamente anodizado
Motorization guide
Profile exclusively anodised
Guide pour motorisation
Profilé exclusivement anodisé



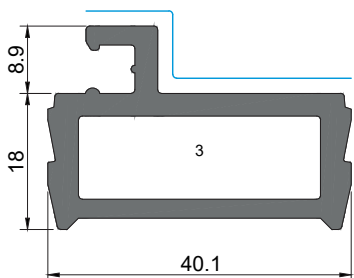
AT 30

Capa
Cover | Capot



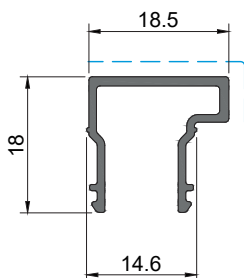
OS 33

Perfil vareta
Perfil anodizado - Preto
Rod profile
Anodised profile - Black
Tige
Profilé anodisé - Noir



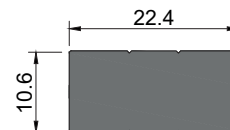
OS 47

Perfil mosquiteira
Flynet profile | Profilé pour mosquitaire



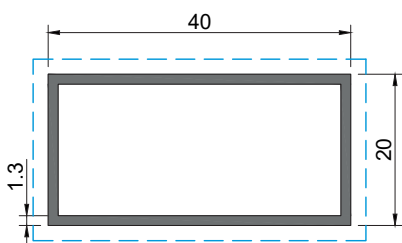
OS 48

Perfil mosquiteira
Flynet profile | Profilé pour mosquitaire



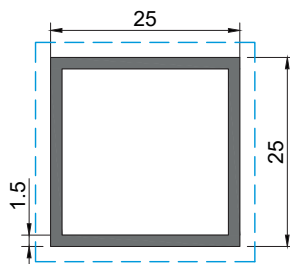
VO 21

Perfil de ligação
Connection profile | Profilé de liaison



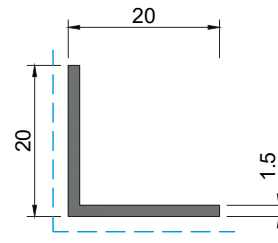
KP 42

Tubo
Tube | Tube



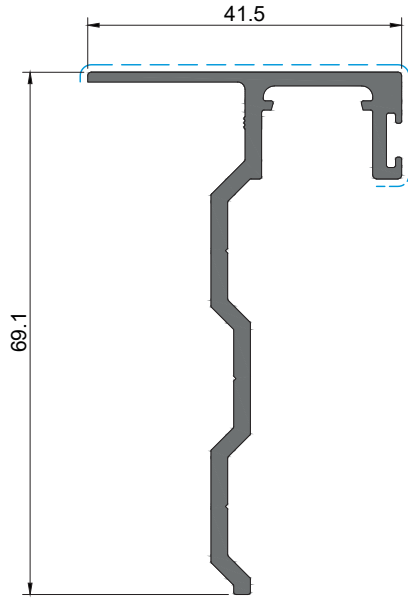
KQ 25

Tubo
Tube | Tube



KL 20

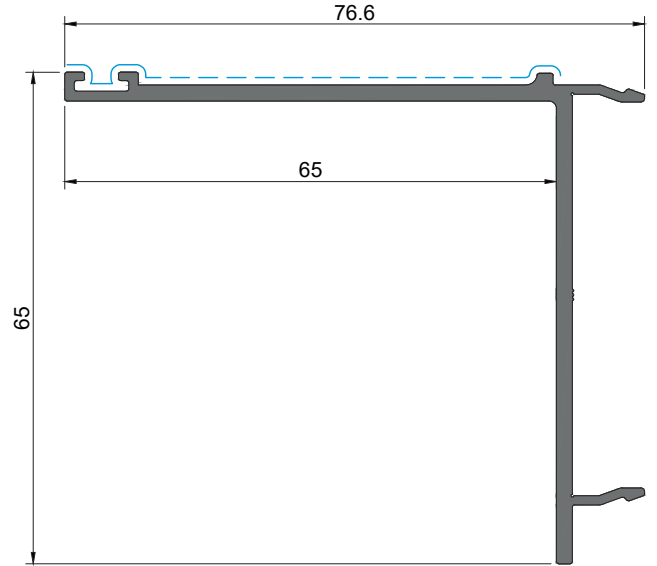
Cantoneira
Angle bracket | Équerre de fixation



SO 45

Perfil complementar para solução de embutir

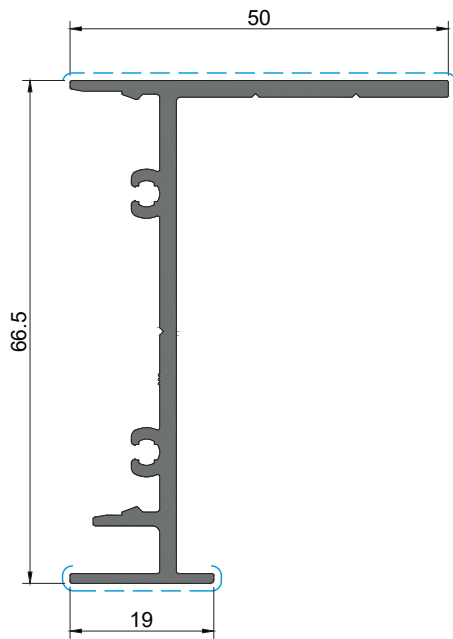
Complementary profile for pocket solution | Profilé complémentaire pour galandage



SO 46

Perfil remate para solução de embutir


Finishing profile for pocket solution | Profilé de finition pour galandage



SO 47

Perfil remate para solução de embutir

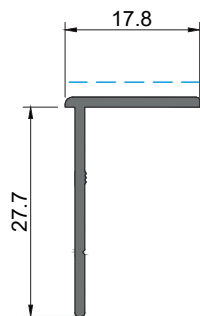
Finishing profile for pocket solution | Profilé de finition pour galandage



SO 48

Perfil remate para solução de embutir

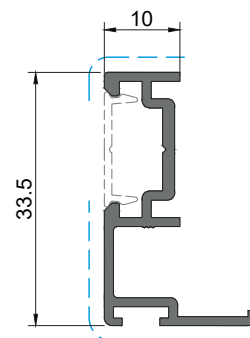
Finishing profile for pocket solution | Profilé de finition pour galandage



JM 81

Perfil complementar

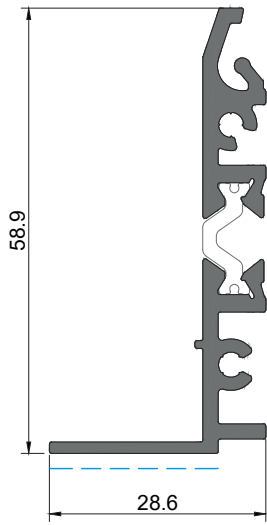
Complementary profile | Profilé complémentaire



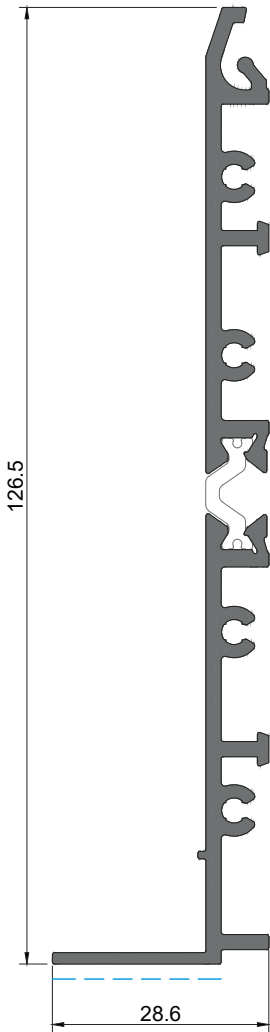
JF 66

Perfil complementar

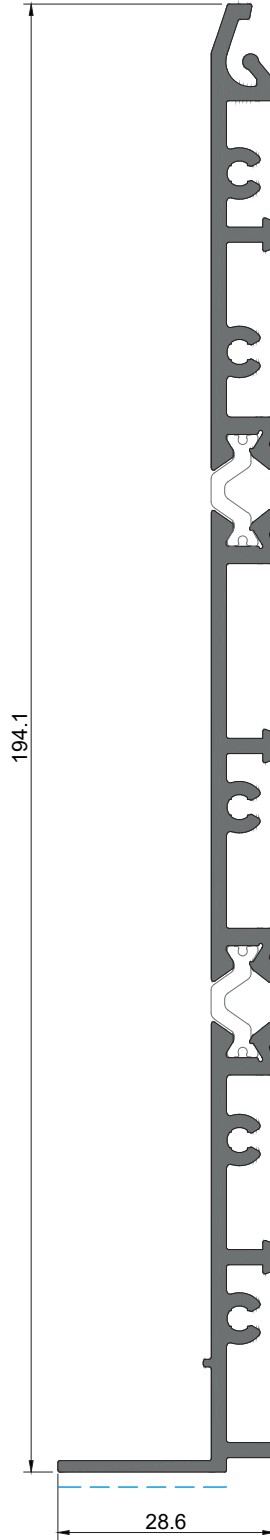
Complementary profile | Profilé complémentaire



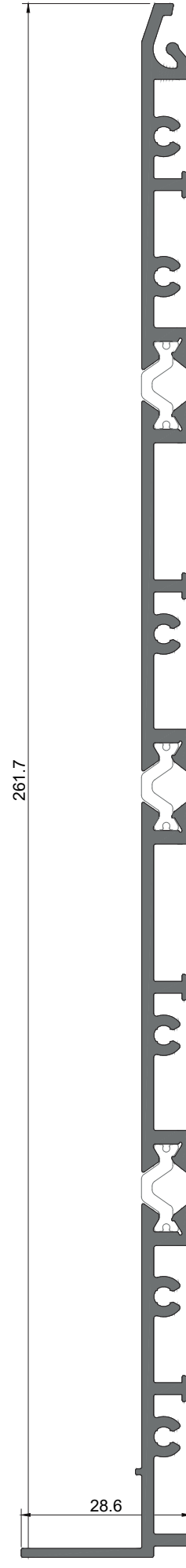
SO 80
Soleira 1-rail para caleira
1-rail Sill for drainage gutter
Seuil 1-rail pour gouttière de sol



SO 82
Soleira 2-rail para caleira
2-rail Sill for drainage gutter
Seuil 2-rail pour gouttière de sol

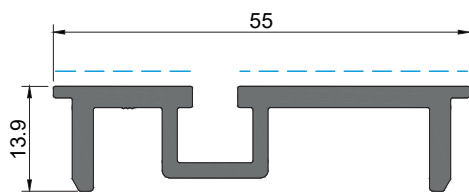


SO 84
Soleira 3-rail para caleira
3-rail Sill for drainage gutter
Seuil 3-rail pour gouttière de sol

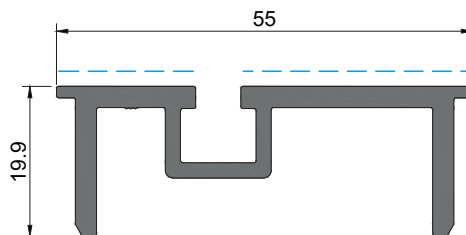


SO 83
Soleira 4-rail para caleira
4-rail Sill for drainage gutter
Seuil 4-rail pour gouttière de sol

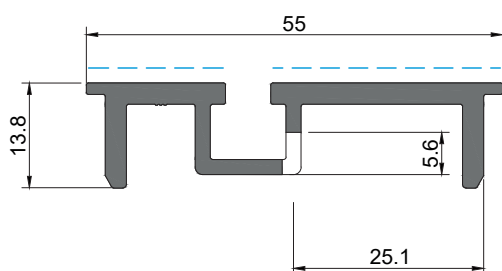
Treatmento de superfície | Surface treatment | Traitement de surface
PB | PM | EF | EM PB | EF | EM
Para mais informações, consultar Catálogo de Cores Anodizadas
For further information, consult the Anodised Colours Catalogue | Pour plus d'informations, veuillez consulter le Catalogue des Couleurs Anodisées



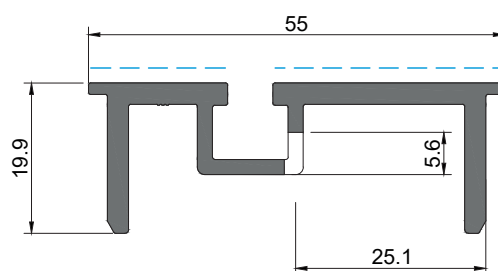
SO 26
Tampa baixa para caleira
Short drainage channel grid
Grille bas pour gouttière de vidange



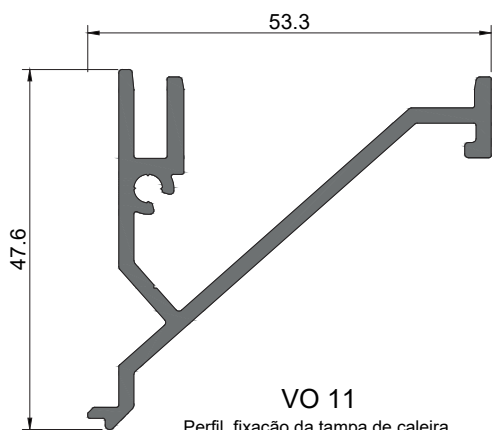
SO 27
Tampa alta para caleira
Tall drainage channel grid
Grille haute pour gouttière de vidange



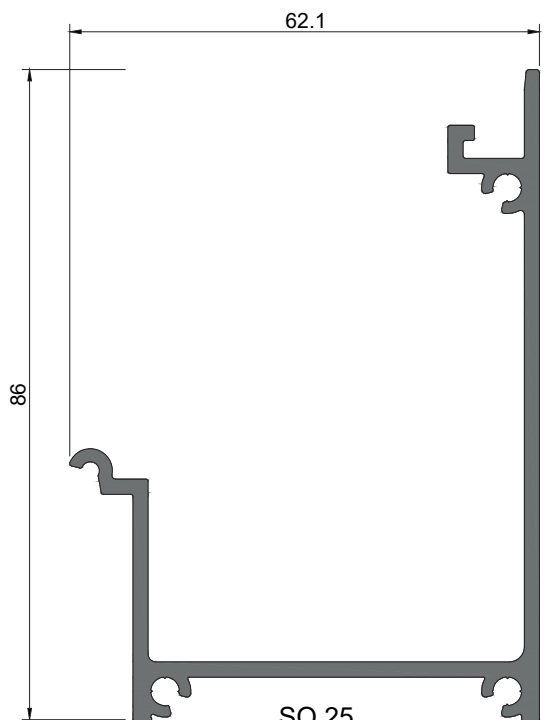
SO 58
Tampa baixa para caleira - Maquinado
Short drainage channel grid - Machined
Grille bas pour gouttière de vidange - Usiné



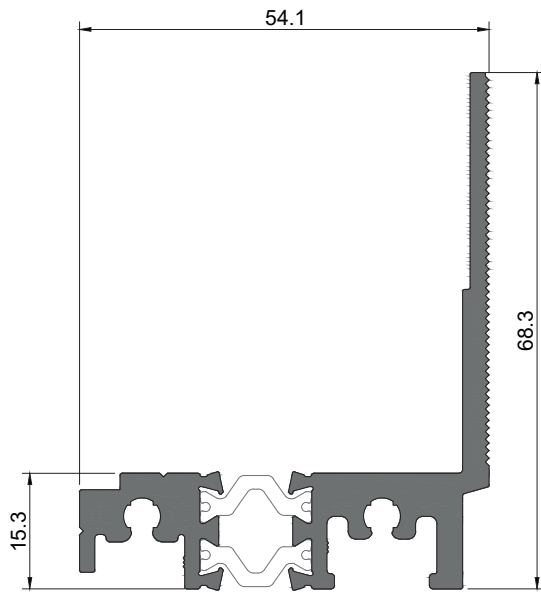
SO 59
Tampa alta para caleira - Maquinado
Tall drainage channel grid - Machined
Grille haute pour gouttière de vidange - Usiné



VO 11
Perfil fixação da tampa de caleira
(Perfil anodizado - Preto ou Natural)
Drainage channel grid profile
(Anodised profile - Black or Natural)
Profilé pour fixation de grille pour gouttière de vidange
(Profilé anodisé - Noir ou Naturel)



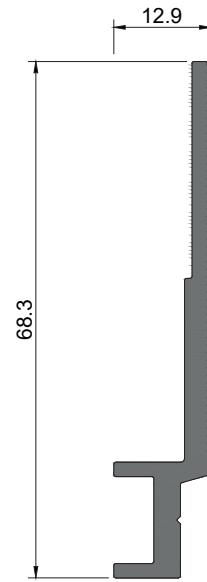
SO 25
Caleira
(Perfil anodizado - Preto ou Natural)
Drainage channel
(Anodised profile - Black or Natural)
Gouttière de vidange
(Profilé anodisé - Noir ou Naturel)



SO 98

Pré-aro 1 rail

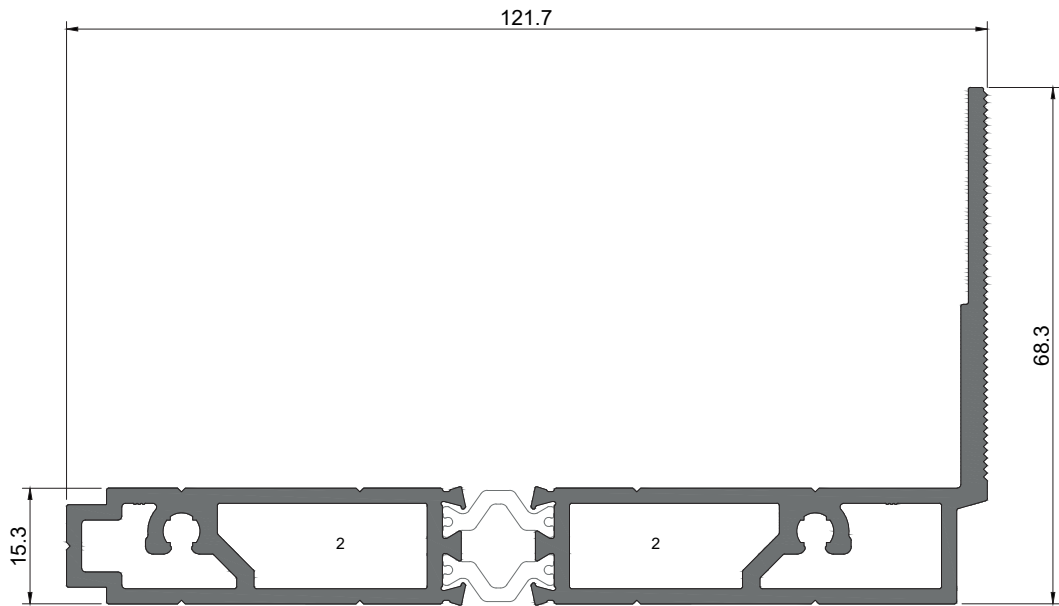
1-rail Pre-frame profile | Profilé pré-châssis 1-rail



SO 89

Bite

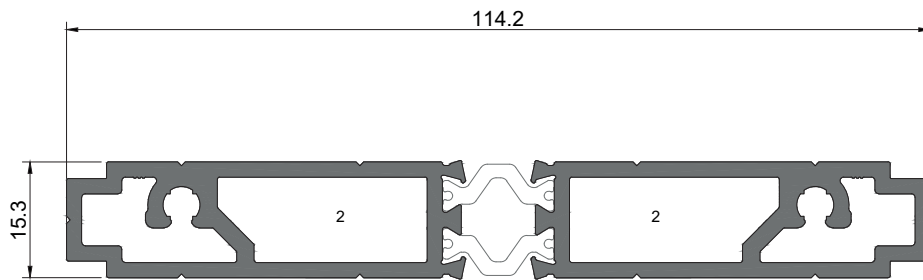
Bead | Parclose



SO 90

Pré-aro 2-rail

2-rail Pre-frame profile | Profilé pré-châssis 2-rail



SO 91

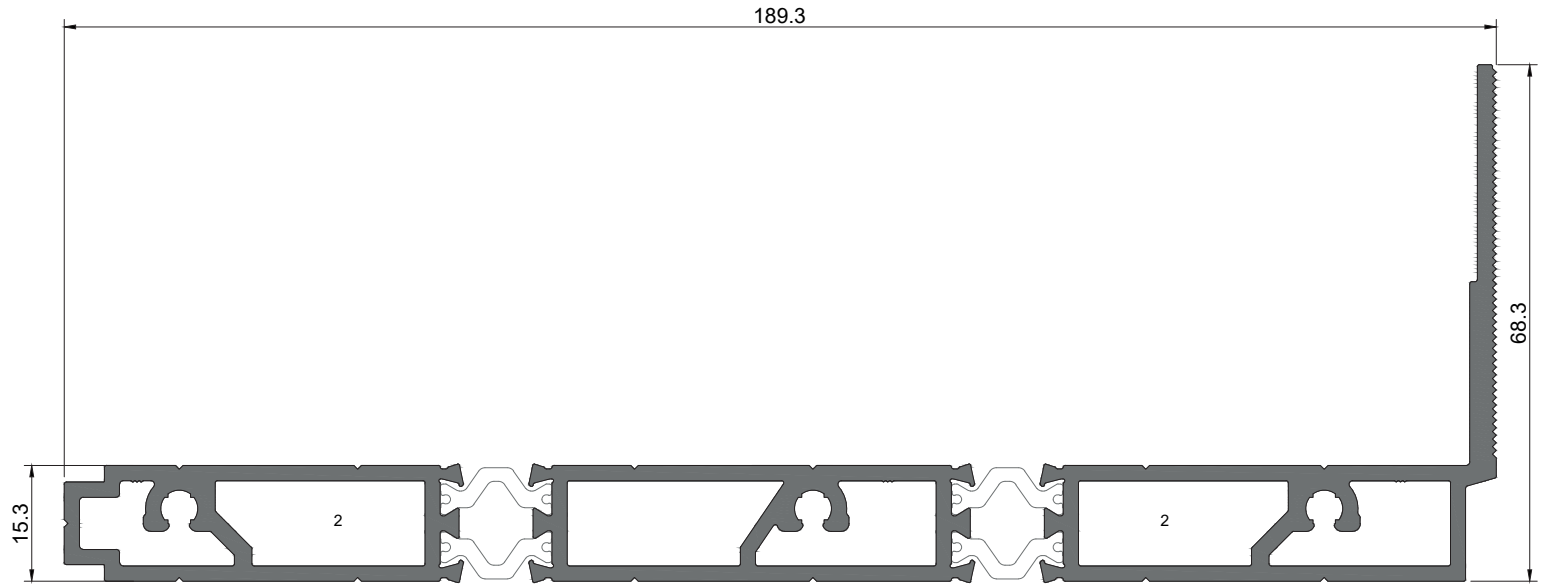
Pré-aro 2-rail

2-rail Pre-frame profile | Profilé pré-châssis 2-rail

1 - ESQUADRO | BRACKET | EQUÉRRE 18-1310-C

2 - ESQUADRO | BRACKET | EQUÉRRE 18-2210-D

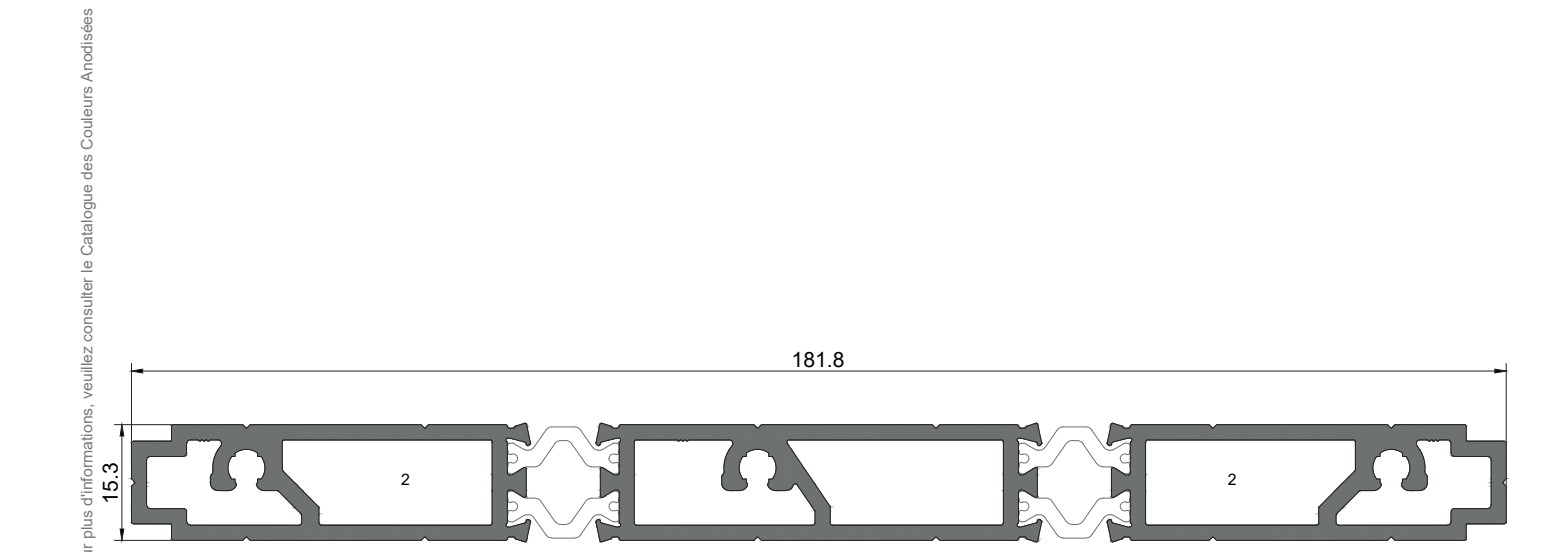
3 - ESQUADRO | BRACKET | EQUÉRRE 18-3112-C



SO 92

Pré-aro 3-rail

3-rail Pre-frame profile | Profilé pré-châssis 3-rail

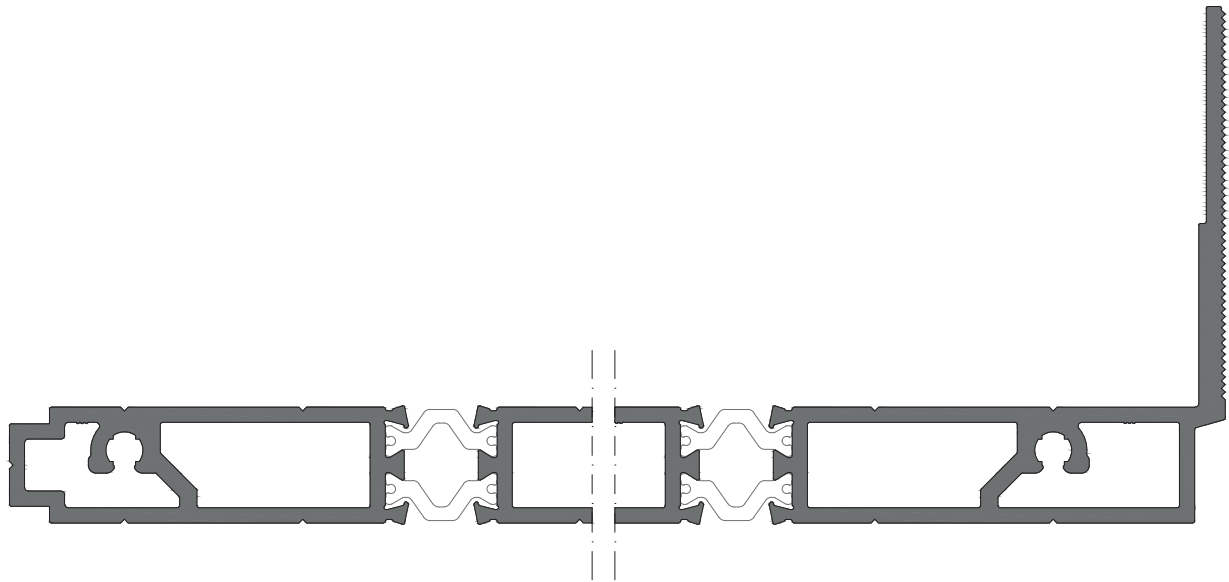


SO 93

Pré-aro 3-rail

3-rail Pre-frame profile | Profilé pré-châssis 3-rail

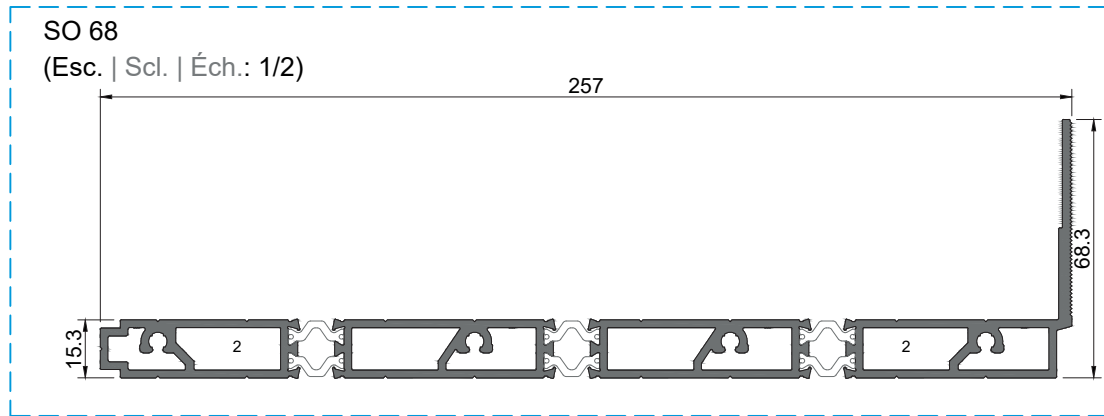
Treatmento de superficie | Surface treatment | Traitement de surface
PB | PM | EF | EM PB | EF | EM
Para mais informações, consultar Catálogo de Cores Anodizadas
For further information, consult the Anodised Colours Catalogue | Pour plus d'informations, veuillez consulter le Catalogue des Couleurs Anodisées



SO 68

Pré-aro 4-rail

4-rail Pre-frame profile | Profilé pré-châssis 4-rail



SO 68

(Esc. | Scl. | Éch.: 1/2)

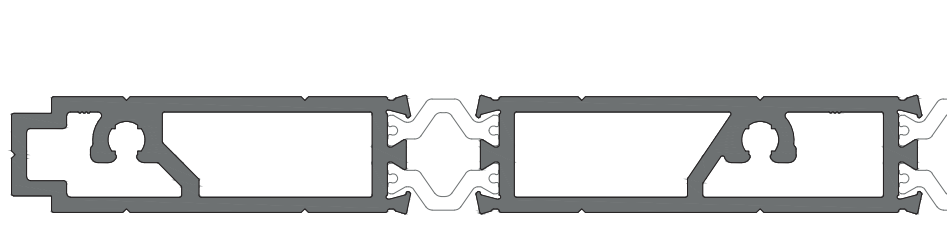
257

15.3

2

68.3

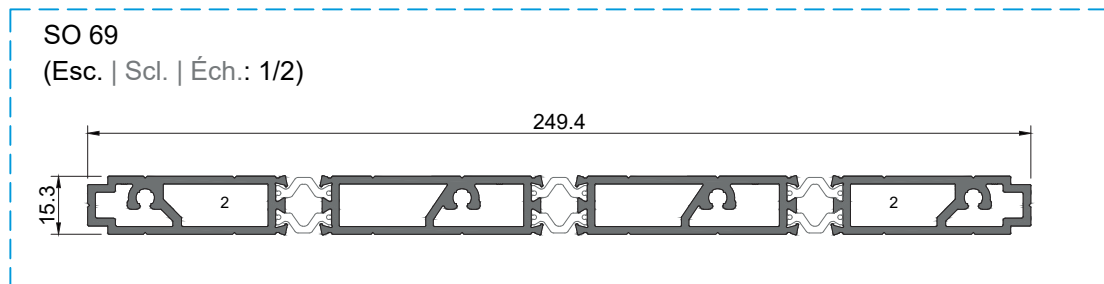
2



SO 69

Pré-aro 4-rail

4-rail Pre-frame profile | Profilé pré-châssis 4-rail



SO 69

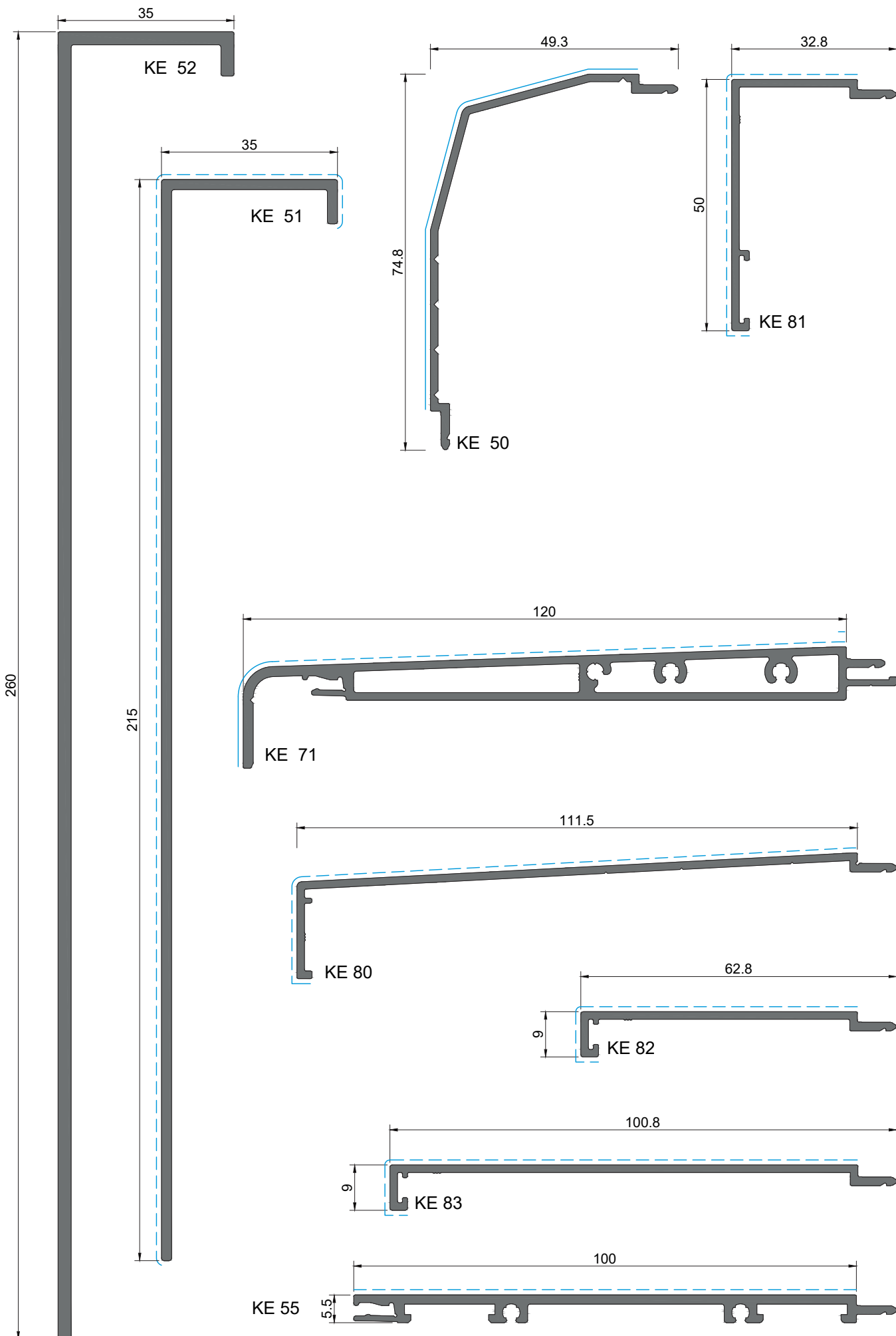
(Esc. | Scl. | Éch.: 1/2)

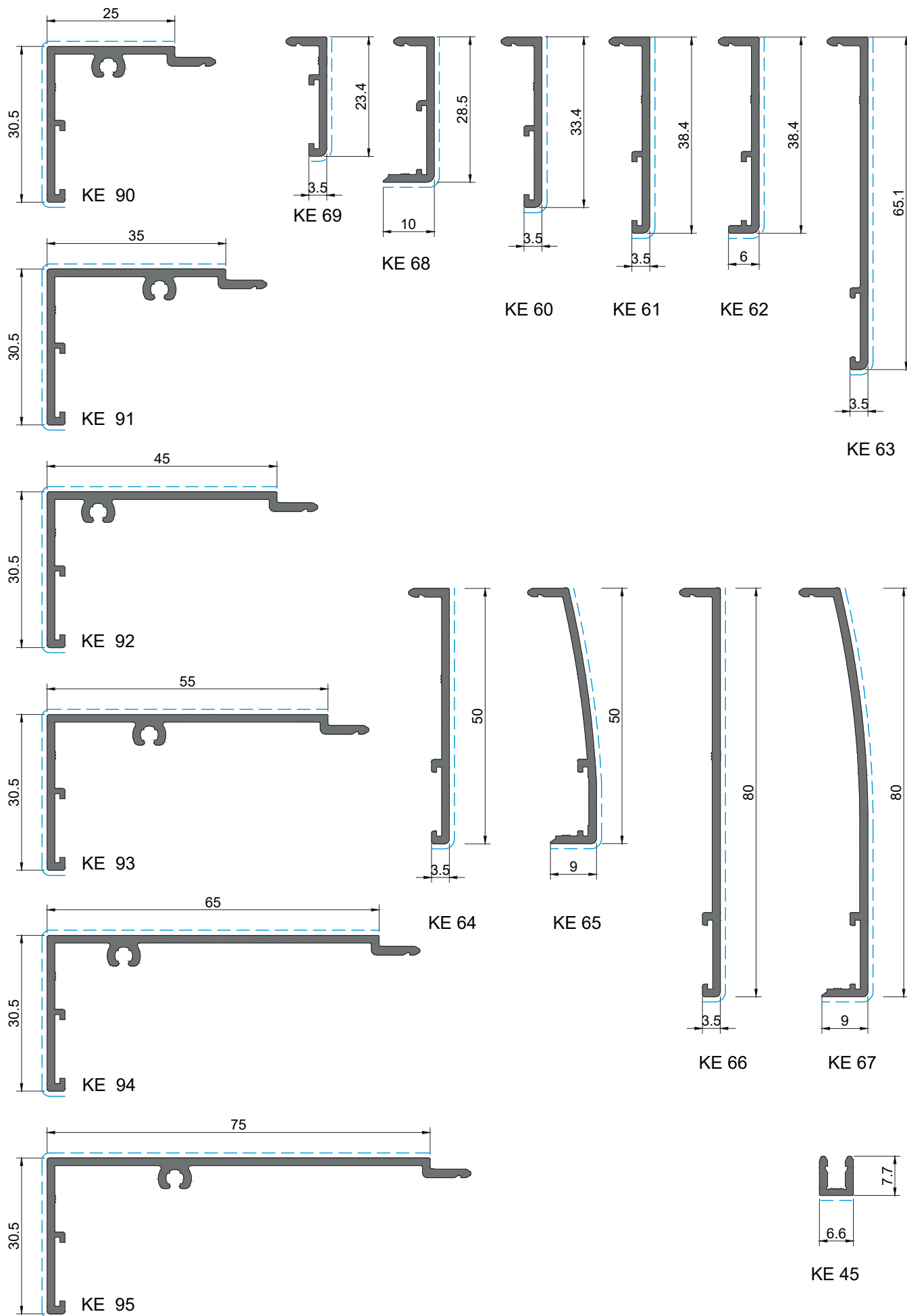
249.4

15.3

2

2





Treatmento de superficie | Surface treatment | Traitement de surface
 PB | PM | EF | EM PB | EF | EM
 Para mais informações, consultar Catálogo de Cores Anodizadas
 For further information, consult the Anodised Colours Catalogue | Pour plus d'informations, veuillez consulter le Catalogue des Couleurs Anodisées

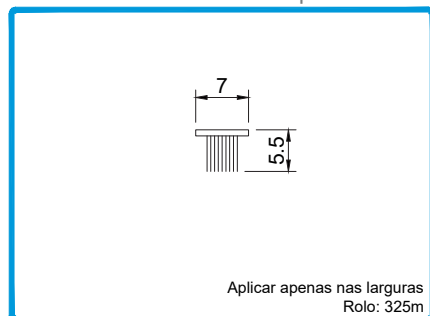


Casa 1441 | Portugal | P150, Arquitectos e Engenheiros, Lda | Fotografia MAI Studio, Arquitetura e Imagem



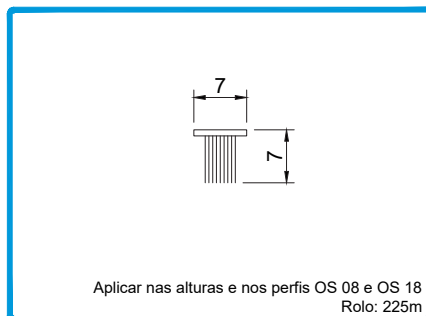
LISTAGEM DE ACESSÓRIOS
ACCESSORIES LIST | LIST D'ACCESSOIRES

VEDANTES E PELÚCIAS
SEALS AND GASKETS | JOINTS ET JOINTS BROSSES



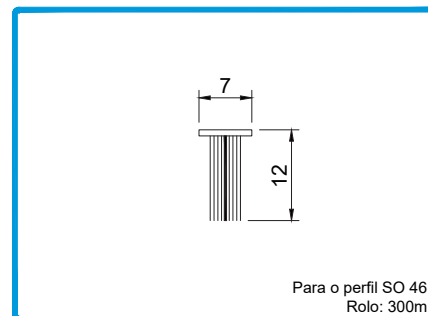
Aplicar apenas nas larguras
Rolo: 325m

208450 PELÚCIA 7x5.5 Cinza
208465 PELÚCIA 7x5.5 Preta



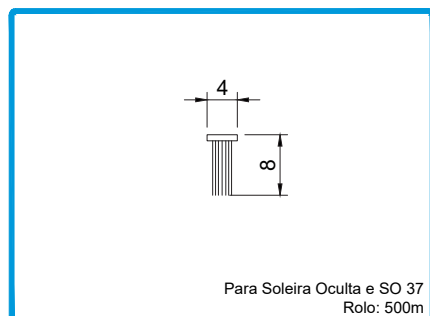
Aplicar nas alturas e nos perfis OS 08 e OS 18
Rolo: 225m

208458 PELÚCIA 7x7 Cinza
208467 PELÚCIA 7x7 Preta



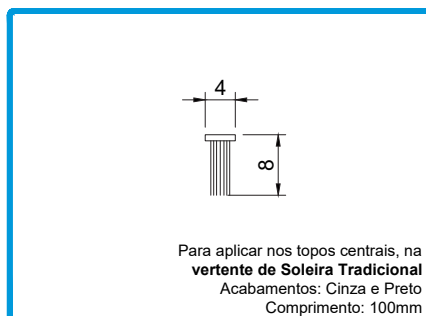
Para o perfil SO 46
Rolo: 300m

208593 PELÚCIA 7x12 STOP-FIN Cinza
208466 PELÚCIA 7x12 STOP-FIN Preta



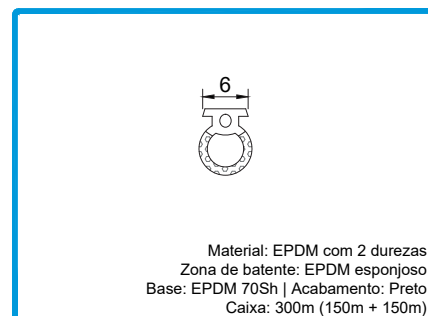
Para Soleira Oculta e SO 37
Rolo: 500m

208468 PELÚCIA SRF 4X8 2P1M Cinza
208469 PELÚCIA SRF 4X8 2P1M Preta



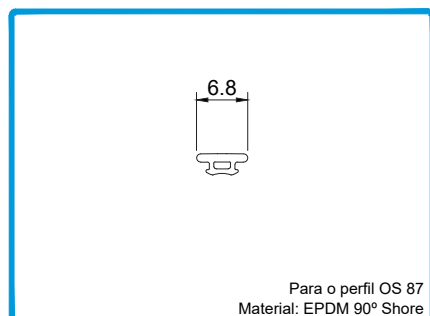
Para aplicar nos topos centrais, na
vertente de Soleira Tradicional
Acabamentos: Cinza e Preto
Comprimento: 100mm

208597 PELÚCIA SRF 4X8X100 2P1M



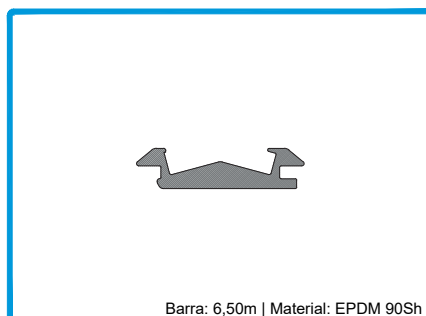
Material: EPDM com 2 durezas
Zona de batente: EPDM esponjoso
Base: EPDM 70Sh | Acabamento: Preto
Caixa: 300m (150m + 150m)

208225 JUNTA DE ESTANQUIDADE 2050



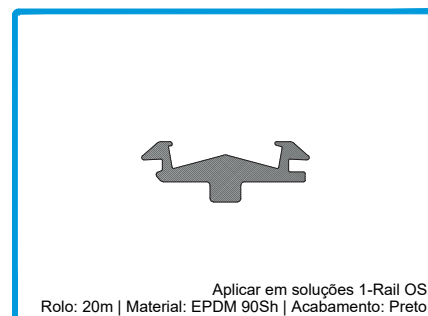
Para o perfil OS 87
Material: EPDM 90° Shore

208186 JUNTA VD 2075



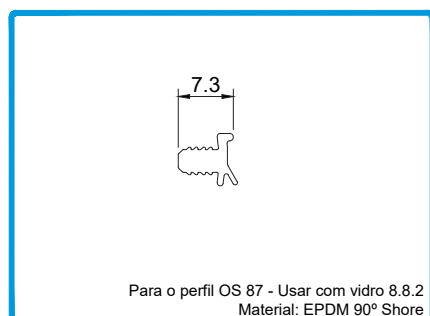
Barra: 6,50m | Material: EPDM 90Sh

208193 JUNTA VD 2060



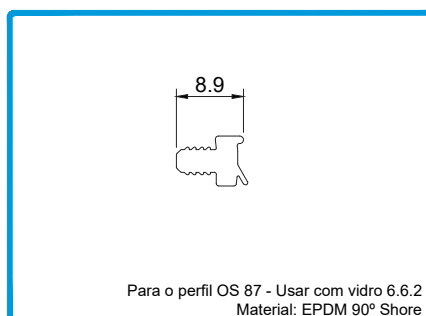
Aplicar em soluções 1-Rail OS
Rolo: 20m | Material: EPDM 90Sh | Acabamento: Preto

208203 JUNTA VD 2082



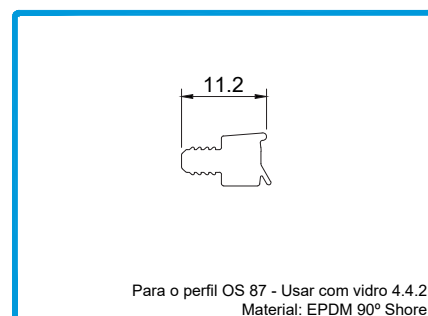
Para o perfil OS 87 - Usar com vidro 8.8.2
Material: EPDM 90° Shore

208187 JUNTA VD 2076



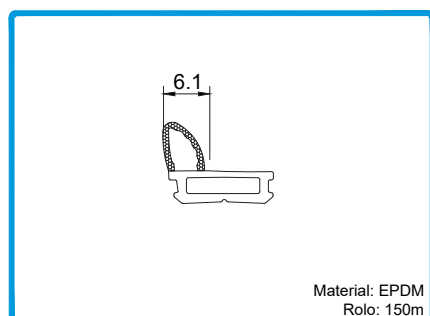
Para o perfil OS 87 - Usar com vidro 6.6.2
Material: EPDM 90° Shore

208188 JUNTA VD 2077



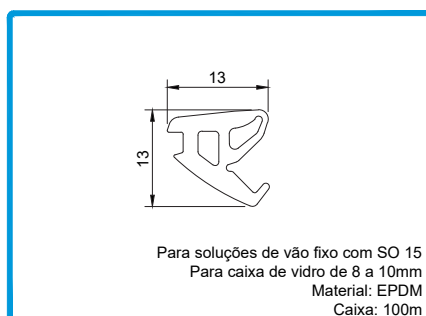
Para o perfil OS 87 - Usar com vidro 4.4.2
Material: EPDM 90° Shore

208207 JUNTA VD 2078



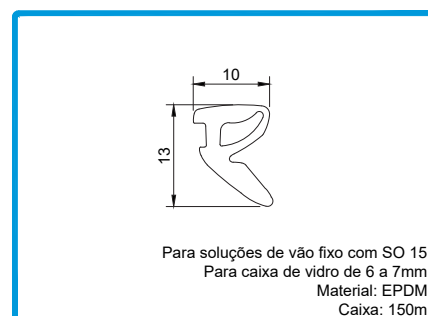
Material: EPDM
Rolo: 150m

208499 JUNTA VEDAÇÃO 2063N



Para soluções de vão fixo com SO 15
Para caixa de vidro de 8 a 10mm
Material: EPDM
Caixa: 100m

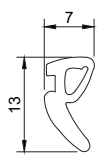
208912 JUNTA DE CUNHA RECORTADA 4193



Para soluções de vão fixo com SO 15
Para caixa de vidro de 6 a 7mm
Material: EPDM
Caixa: 150m

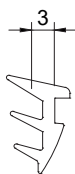
208913 JUNTA DE CUNHA RECORTADA 4194

VEDANTES E PELÚCIAS
SEALS AND GASKETS | JOINTS ET JOINTS BROSSES



Para soluções de vão fixo com SO 15
Para caixa de vidro de 3 a 4mm
Material: EPDM
Caixa: 200m

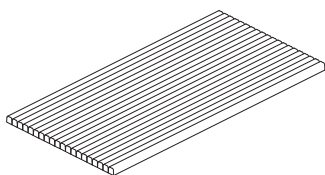
208914 JUNTA DE CUNHA RECORTADA 4195



Para soluções de vão fixo com SO 15
Material: EPDM
Rolo: 200m

208199 JUNTA DE CUNHA 2073

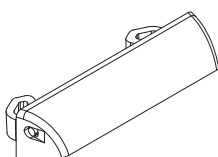
ACESSÓRIOS PARA VIDRO
GLASS ACCESSORIES | ACCESSOIRES POUR VERRE



Para soluções de aro fixo com o perfil SO 15

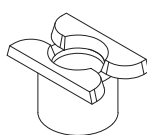
218112 CALÇO P/VIDRO 79x40x5

GOTEIRAS
DRIPS | GOUTTIÈRES



Acabamento: Preto e Branco
GOTEIRA C/ VÁLV. SVE

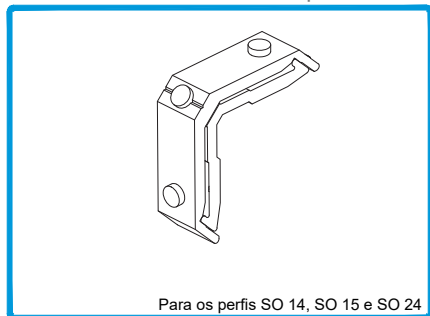
210268



Acabamento: Preto
Acabamento: Preto e Transparente

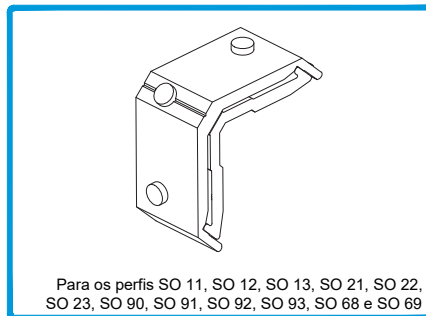
210265 GOTEIRA COM VÁLVULA BOLA

ACESSÓRIOS PARA OS AROS
FRAME ACCESSORIES | ACCESSOIRES POUR LES CADRES



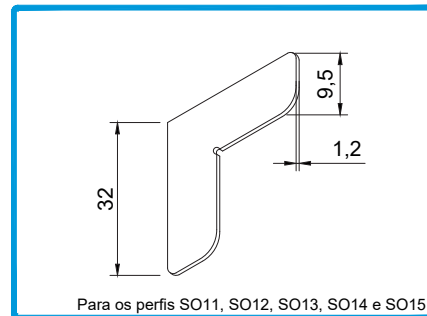
205173 ESQUADRO 18-1310-C

Para os perfis SO 14, SO 15 e SO 24



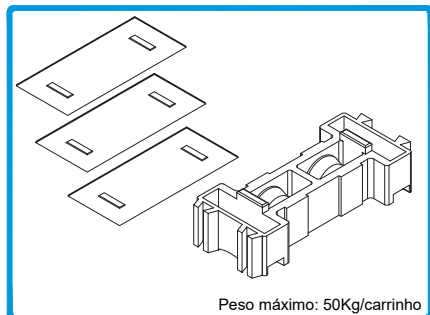
205172 ESQUADRO 18-2210-D

Para os perfis SO 11, SO 12, SO 13, SO 21, SO 22, SO 23, SO 90, SO 91, SO 92, SO 93, SO 68 e SO 69



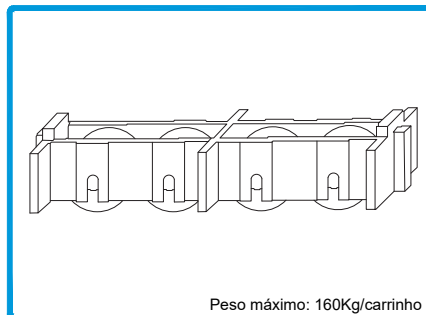
213017 CANTO ALINHAMENTO OS

Para os perfis SO11, SO12, SO13, SO14 e SO15



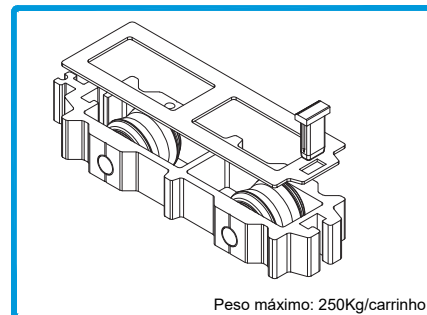
212099 CARRINHO OS

Peso máximo: 50Kg/carrinho



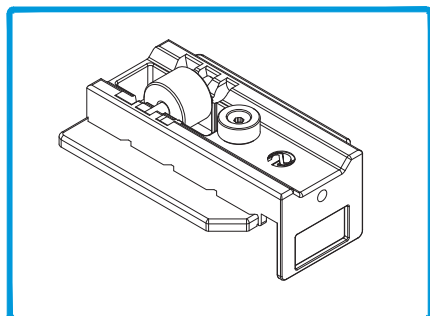
205121 CARRINHO OS 4 RODAS INOX

Peso máximo: 160Kg/carrinho

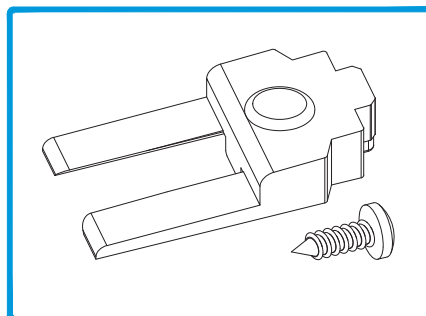


205162 CARRINHO OS Nº. 5

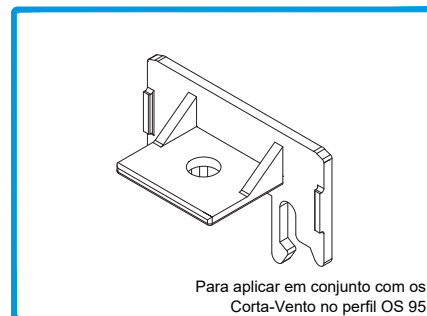
Peso máximo: 250Kg/carrinho



205161 CARRINHO-GUIA OS SUPERIOR Nº3

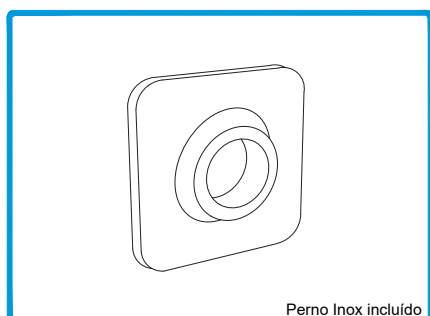


215078 PEÇA ANTI-LEVANTAMENTO OS



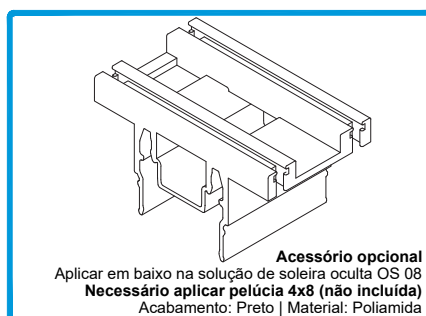
210510 TOPO BLOQUEIO PELÚCIA CV

Para aplicar em conjunto com os Corta-Vento no perfil OS 95



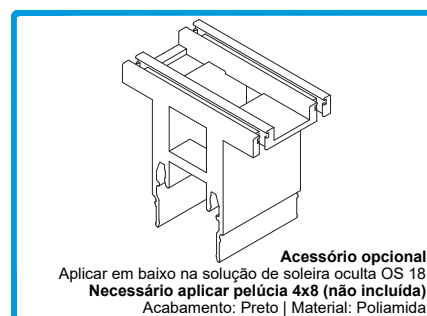
215194 CHAPA BLOQUEIO PELÚCIA

Perno Inox incluído



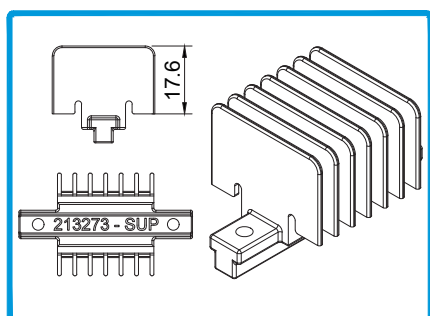
213281 CORTA VENTO SOL. OCULTA OS 08

Acessório opcional
Aplicar em baixo na solução de soleira oculta OS 08
Necessário aplicar pelúcia 4x8 (não incluída)
Acabamento: Preto | Material: Poliamida



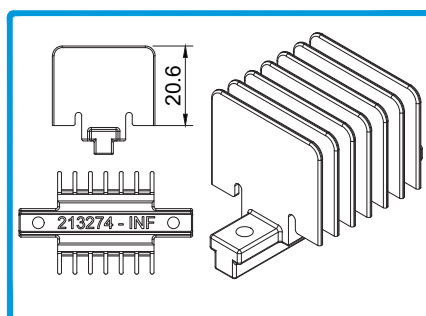
213275 CORTA VENTO SOL. OCULTA OS 18

Acessório opcional
Aplicar em baixo na solução de soleira oculta OS 18
Necessário aplicar pelúcia 4x8 (não incluída)
Acabamento: Preto | Material: Poliamida



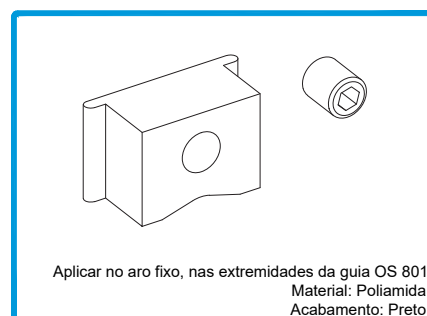
213273 CORTA VENTO SUPERIOR OS

17.6



213274 CORTA VENTO INFERIOR OS

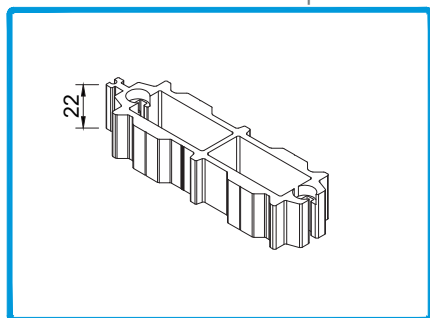
20.6



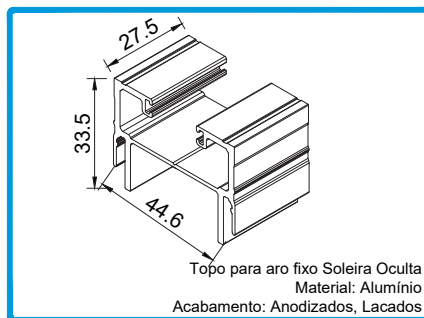
215083 ANTI-LEVANTAMENTO GUIA INOX OS

Aplicar no aro fixo, nas extremidades da guia OS 801
Material: Poliamida
Acabamento: Preto

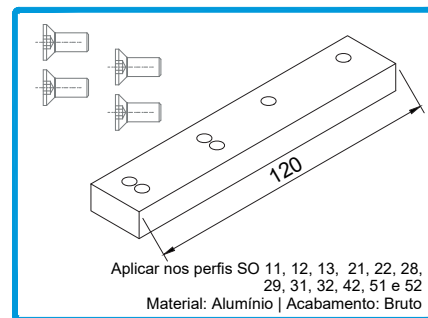
ACESSÓRIOS PARA OS AROS
FRAME ACCESSORIES | ACCESSOIRES POUR LES CADRES



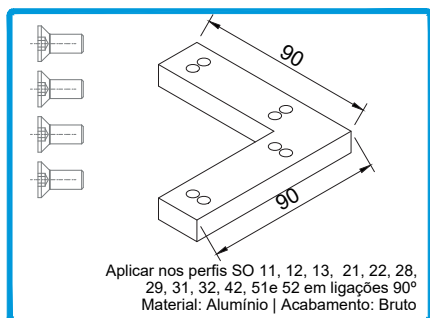
218134 CALÇO FIXO OS-DOUBLE



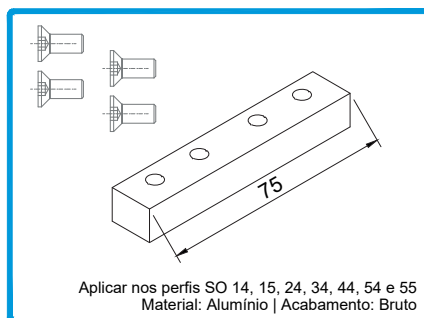
210159 TOPO ARO FIXO SOLEIRA OCVLTA V2 - Nº2



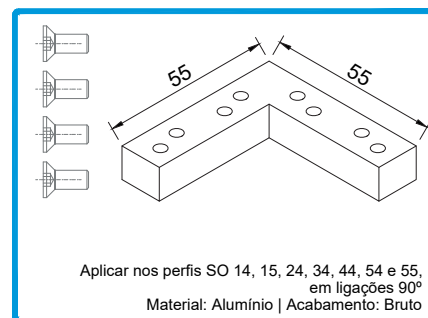
212953 CONJ. UNIÃO RETA OS



212954 CONJ. UNIÃO CANTO 90º OS

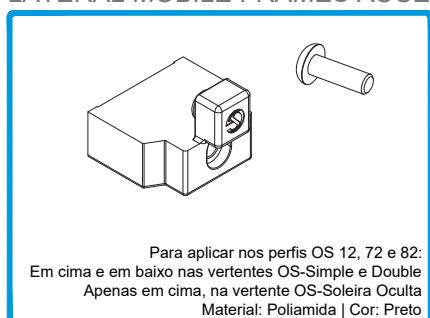


212956 CONJ. UNIÃO RETA 1-RAIL OS

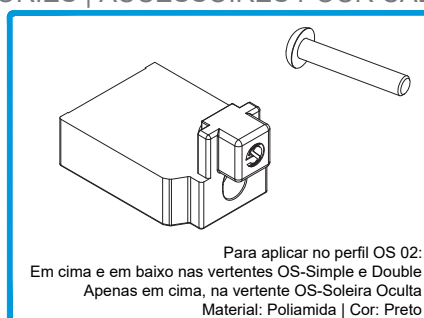


212957 CONJ. UNIÃO CANTO 90º 1-RAIL OS

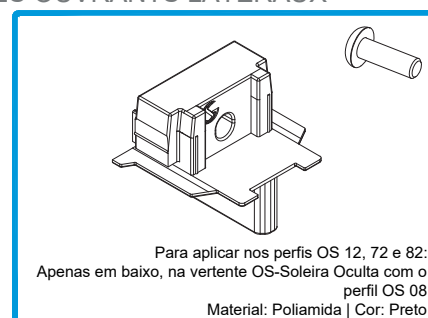
ACESSÓRIOS PARA AROS MÓVEIS LATERAIS
LATERAL MOBILE FRAMES ACCESSORIES | ACCESSOIRES POUR CADRES OUVRANTS LATÉRAUX



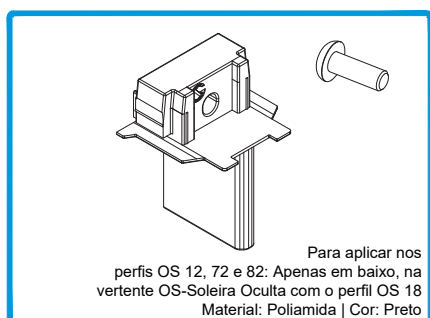
210137 TOPO LATERAL SUP. INF. Nº3 OS-V2



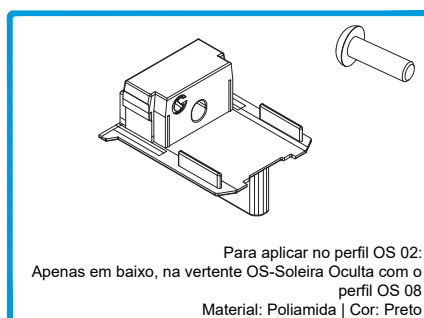
210149 TOPO LATERAL SUP. INF. Nº13 OS-V2 - FECHADURA



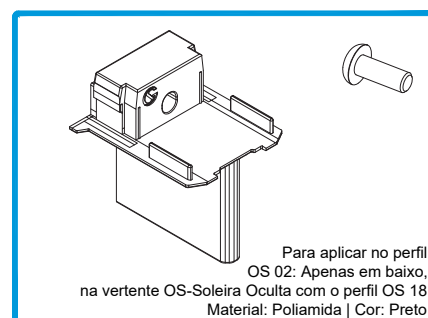
210135 TOPO LATERAL INF. 20mm Nº5 OS-V2 SOL. INVIS.



210136 TOPO LATERAL INF. 40mm Nº9 OS-V2 SOL. INVIS.



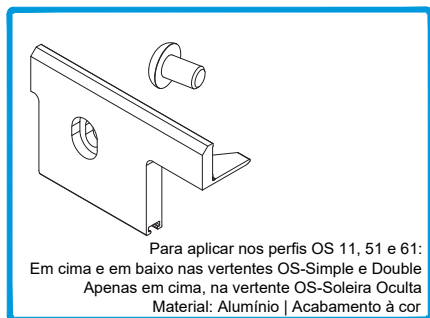
210141 TOPO LATERAL INF. 20mm Nº7 OS-V2 SOL. INVIS. - FECHADURA



210147 TOPO LATERAL INF. 40mm Nº11 OS-V2 SOL. INVIS. - FECHADURA

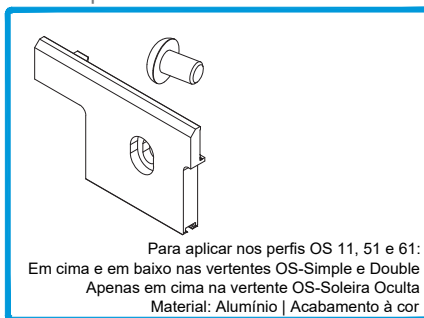
ACESSÓRIOS PARA AROS MÓVEIS CENTRAIS

CENTRAL MOBILE FRAMES ACCESSORIES | ACCESSOIRES POUR CADRES OUVRANTS CENTRAUX



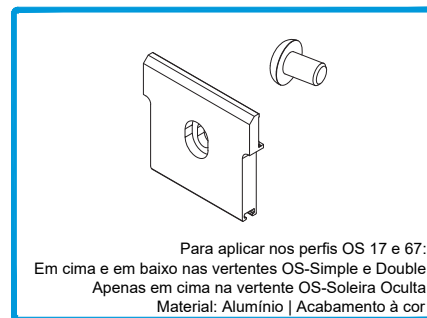
Para aplicar nos perfis OS 11, 51 e 61:
Em cima e em baixo nas vertentes OS-Simple e Double
Apenas em cima, na vertente OS-Soleira Oculta
Material: Alumínio | Acabamento à cor

210094 TOPO CENTRAL Nº2 OS V2 ESQUERDO



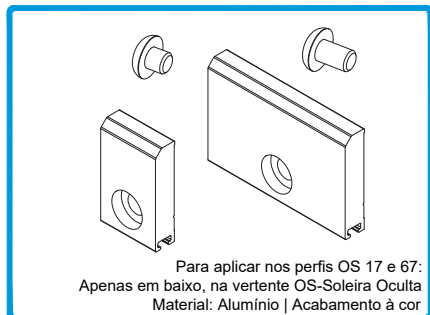
Para aplicar nos perfis OS 11, 51 e 61:
Em cima e em baixo nas vertentes OS-Simple e Double
Apenas em cima na vertente OS-Soleira Oculta
Material: Alumínio | Acabamento à cor

210095 TOPO CENTRAL Nº2 OS V2 DIREITO



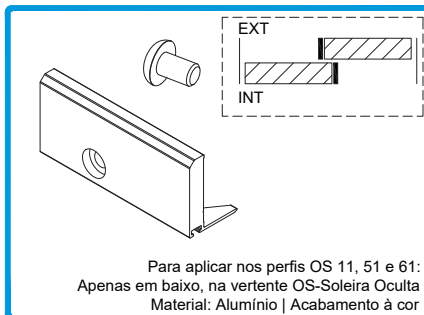
Para aplicar nos perfis OS 17 e 61:
Em cima e em baixo nas vertentes OS-Simple e Double
Apenas em cima na vertente OS-Soleira Oculta
Material: Alumínio | Acabamento à cor

210096 TOPO CENTRAL INVERTIDO Nº. 4 OS-V2



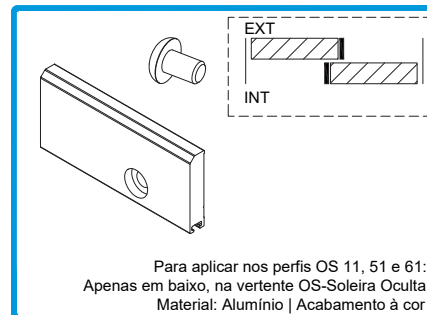
Para aplicar nos perfis OS 17 e 61:
Apenas em baixo, na vertente OS-Soleira Oculta
Material: Alumínio | Acabamento à cor

212451 CONJUNTO TOPO CENTRAL INV. Nº8 OS V2 SOL OCVLTA



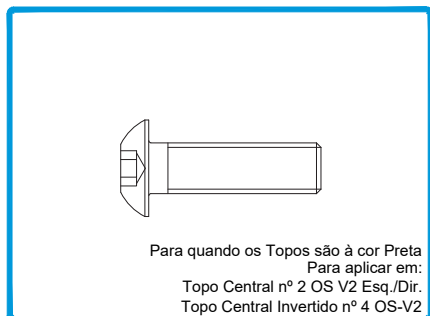
Para aplicar nos perfis OS 11, 51 e 61:
Apenas em baixo, na vertente OS-Soleira Oculta
Material: Alumínio | Acabamento à cor

210125 TOPO CENTRAL Nº6 OS V2 SOL OCVLTA ESQUERDO



Para aplicar nos perfis OS 11, 51 e 61:
Apenas em baixo, na vertente OS-Soleira Oculta
Material: Alumínio | Acabamento à cor

210126 TOPO CENTRAL Nº6 OS V2 SOL OCVLTA DIREITO



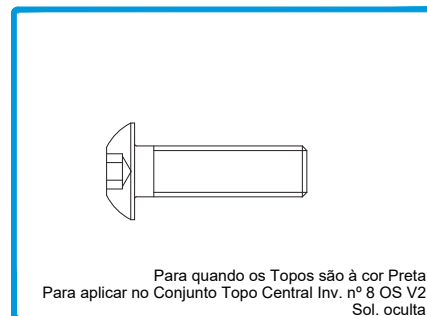
Para quando os Topos são à cor Preta
Para aplicar em:
Topo Central nº 2 OS V2 Esq./Dir.
Topo Central Invertido nº 4 OS-V2

290041 PARAFUSO 7380 M5x8 INOX PRETO



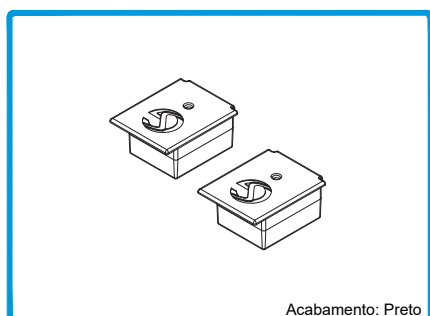
Para quando os Topos são à cor Preta
Para aplicar em:
Topo Central nº 6 OS-V2 Sol. oculta Esq/Dir

290042 PARAFUSO 7380 M5x16 INOX PRETO



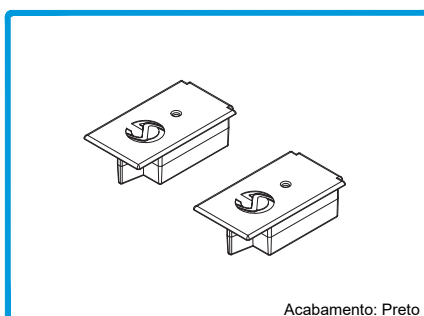
Para quando os Topos são à cor Preta
Para aplicar no Conjunto Topo Central Inv. nº 8 OS V2 Sol. oculta

290040 PARAFUSO 7380 M5x6 INOX PRETO



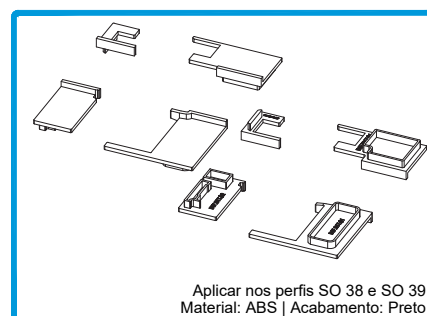
Acabamento: Preto

212065 CONJUNTO TOPOS OS 51



Acabamento: Preto

212066 CONJUNTO TOPOS OS 61

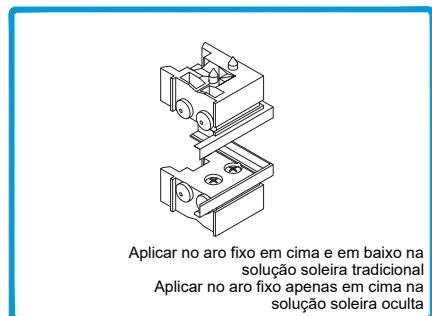


Aplicar nos perfis SO 38 e SO 39
Material: ABS | Acabamento: Preto

212019 CONJ. TOPOS SO38/SO39

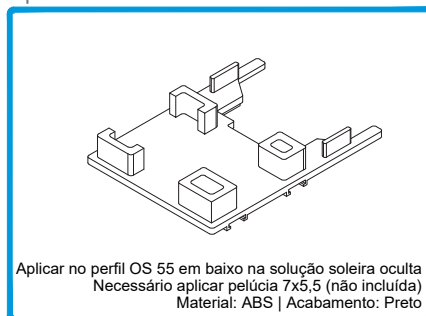
ACESSÓRIOS PARA LIGAÇÃO DE CANTO

CORNER CONNECTION ACCESSORIES | ACCESSOIRES DE CONNEXION EN ANGLE



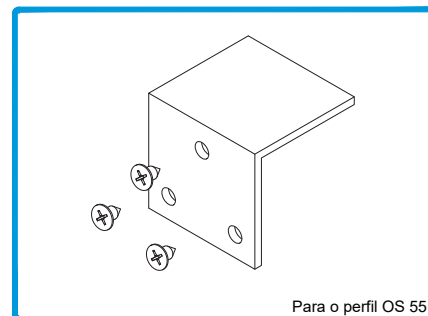
Aplicar no aro fixo em cima e em baixo na solução soleira tradicional
Aplicar no aro fixo apenas em cima na solução soleira oculta

212258 CONJUNTO TOPOS CANTO OS 55



Aplicar no perfil OS 55 em baixo na solução soleira oculta
Necessário aplicar pelúcia 7x5,5 (não incluída)
Material: ABS | Acabamento: Preto

210235 TOPO INF SOL. OCULTA OS 55

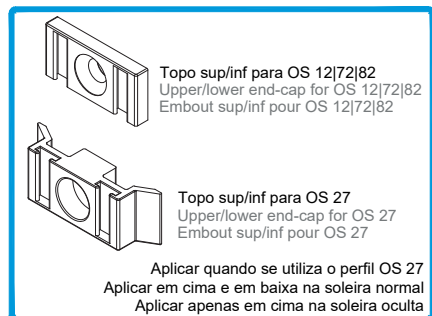


Para o perfil OS 55

213306 ÂNGULO REMATE CENTRAL

ACESSÓRIOS PARA LIGAÇÃO 2 FOLHAS

2 LEAVES CONNECTION ACCESSORIES | ACCESSOIRES POUR CONNEXION 2 VANTAUX

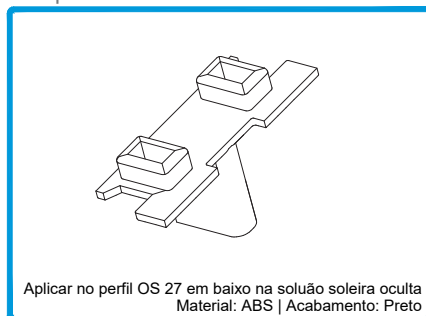


Topo sup/inf para OS 12|72|82
Upper/lower end-cap for OS 12|72|82
Embout sup/inf pour OS 12|72|82

Topo sup/inf para OS 27
Upper/lower end-cap for OS 27
Embout sup/inf pour OS 27

Aplicar quando se utiliza o perfil OS 27
Aplicar em cima e em baixo na soleira normal
Aplicar apenas em cima na soleira oculta

212124 CONJUNTO TOPOS PARA OS 27

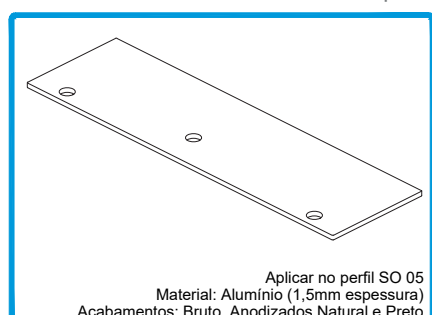


Aplicar no perfil OS 27 em baixo na solução soleira oculta
Material: ABS | Acabamento: Preto

210233 TOPO INF. SOL. OCULTA OS 27

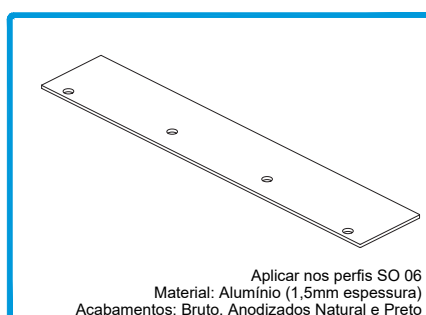
TOPOS DE AROS BAIXOS PARA SOLEIRA

LOW FRAME SILL END-CAPS | EMBOUTS DE DORMANT BAS POUR SEUIL



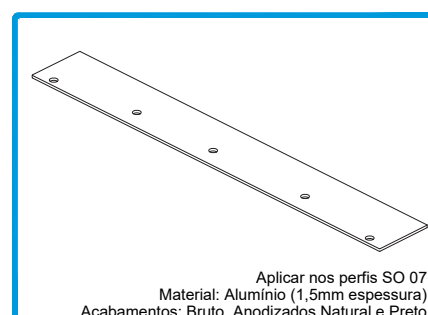
Aplicar no perfil SO 05
Material: Alumínio (1,5mm espessura)
Acabamentos: Bruto, Anodizados Natural e Preto

210255 TOPO PARA SO 05



Aplicar nos perfis SO 06
Material: Alumínio (1,5mm espessura)
Acabamentos: Bruto, Anodizados Natural e Preto

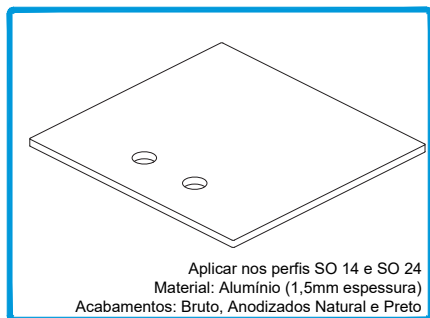
210256 TOPO PARA SO 06



Aplicar nos perfis SO 07
Material: Alumínio (1,5mm espessura)
Acabamentos: Bruto, Anodizados Natural e Preto

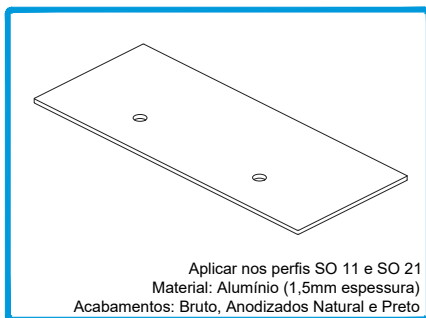
210257 TOPO PARA SO 07

TOPOS DE AROS BAIXOS PARA SOLEIRA
LOW FRAME SILL END-CAPS | EMBOUTS DE DORMANT BAS POUR SEUIL



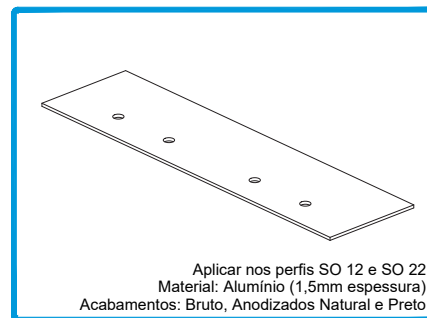
210065 TOPO PARA SO14/SO24

Aplicar nos perfis SO 14 e SO 24
Material: Alumínio (1,5mm espessura)
Acabamentos: Bruto, Anodizados Natural e Preto



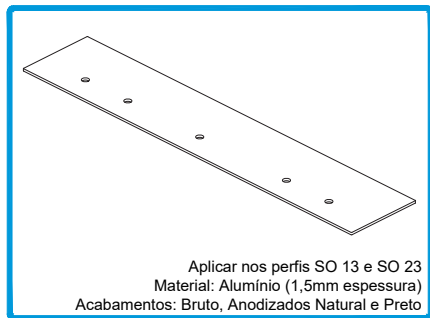
210054 TOPO PARA SO11/SO21

Aplicar nos perfis SO 11 e SO 21
Material: Alumínio (1,5mm espessura)
Acabamentos: Bruto, Anodizados Natural e Preto



210131 TOPO PARA SO12/SO22

Aplicar nos perfis SO 12 e SO 22
Material: Alumínio (1,5mm espessura)
Acabamentos: Bruto, Anodizados Natural e Preto

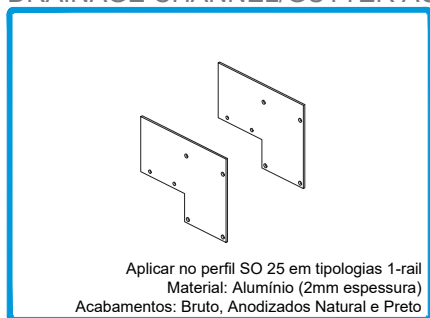


210055 TOPO PARA SO13/SO23

Aplicar nos perfis SO 13 e SO 23
Material: Alumínio (1,5mm espessura)
Acabamentos: Bruto, Anodizados Natural e Preto

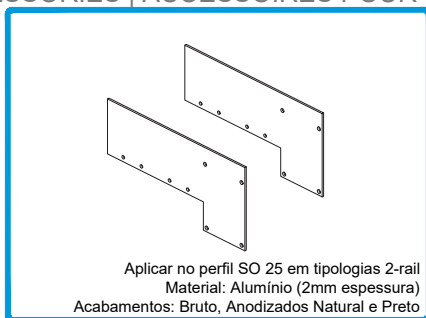
ACESSÓRIOS PARA SOLEIRAS/CALEIRAS

DRAINAGE CHANNEL/GUTTER ACCESSORIES | ACCESSOIRES POUR GOUTTIÈRE DE VIDANGE/SOL



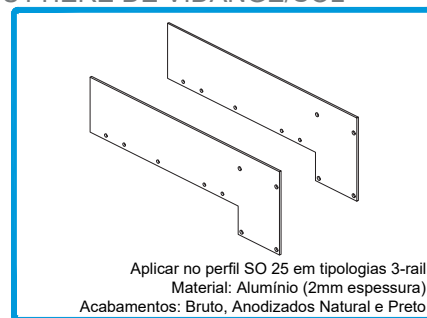
212245 CONJUNTO TOPOS
CALEIRA/SOLEIRA OS-D 1-RAIL

Aplicar no perfil SO 25 em tipologias 1-rail
Material: Alumínio (2mm espessura)
Acabamentos: Bruto, Anodizados Natural e Preto



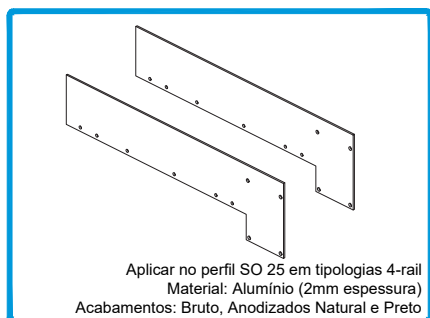
212246 CONJUNTO TOPOS
CALEIRA/SOLEIRA OS-D 2-RAIL

Aplicar no perfil SO 25 em tipologias 2-rail
Material: Alumínio (2mm espessura)
Acabamentos: Bruto, Anodizados Natural e Preto



212247 CONJUNTO TOPOS
CALEIRA/SOLEIRA OS-D 3-RAIL

Aplicar no perfil SO 25 em tipologias 3-rail
Material: Alumínio (2mm espessura)
Acabamentos: Bruto, Anodizados Natural e Preto



212251 CONJUNTO TOPOS
CALEIRA/SOLEIRA OS-D 4-RAIL

Aplicar no perfil SO 25 em tipologias 4-rail
Material: Alumínio (2mm espessura)
Acabamentos: Bruto, Anodizados Natural e Preto

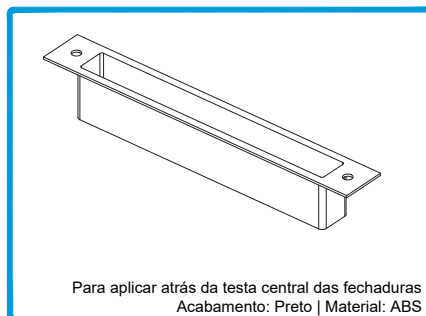
SISTEMAS DE FECHO
LOCKING SYSTEMS | SYSTÈMES DE FERMETURE

H (altura da folha)	FECHADURA
2050* - 2300 mm	1850mm
2301 - 2700 mm	2100mm
2701 - 6000 mm	2500mm

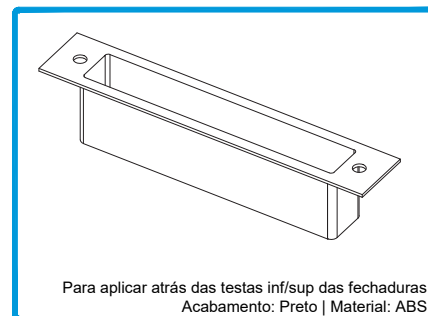
* Para uma folha com altura (H) inferior a 2050mm, deverá ser usada uma fechadura de 1 ponto.

Testa incluída

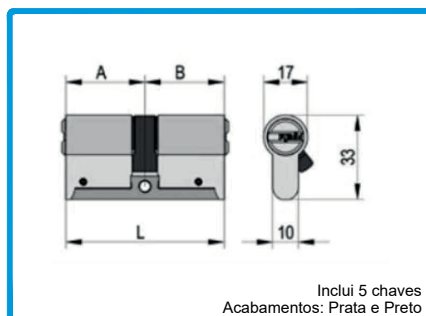
201053 FECHADURA OS 1850mm
201054 FECHADURA OS 2100mm
201055 FECHADURA OS 2500mm



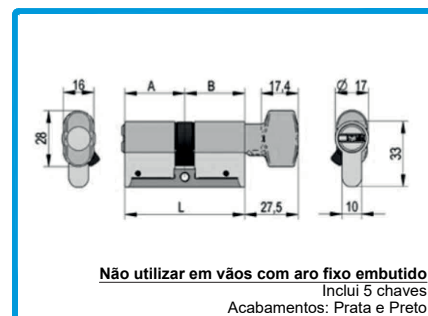
203301 COPO GRANDE FECH. OS



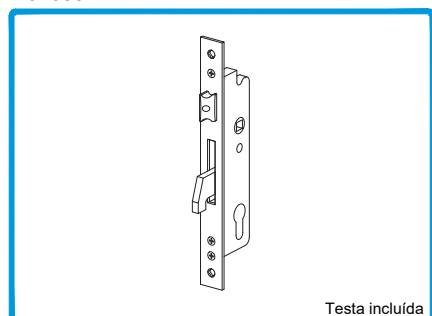
203302 COPO MÉDIO FECH. OS



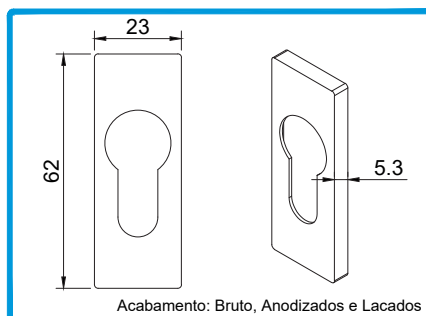
207436 CILINDRO ALTA SEGURANÇA 30/30



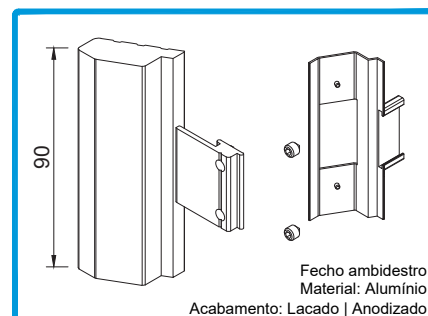
207437 CILINDRO ALTA SEGURANÇA 30B/30



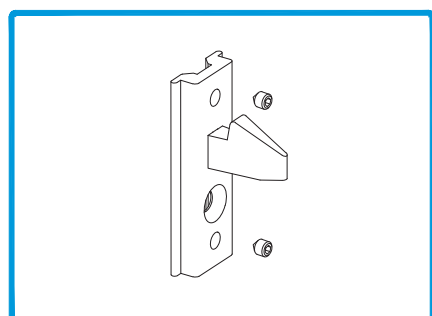
201202 FECHADURA OS MONOPONTO



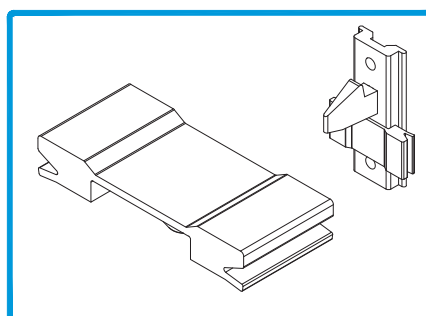
220196 ESPELHO ALUMÍNIO 23MM P/ SEGREDO



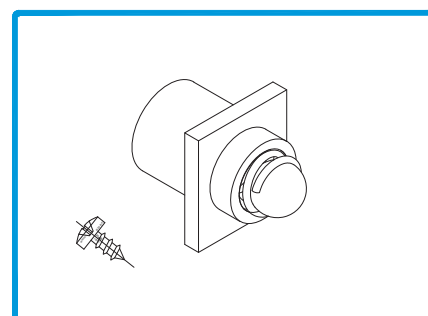
201065 FECHO LATERAL OS Nº3



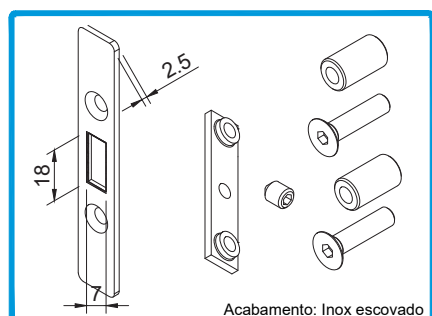
202312 CONTRA-FECHO OS - INOX 316L



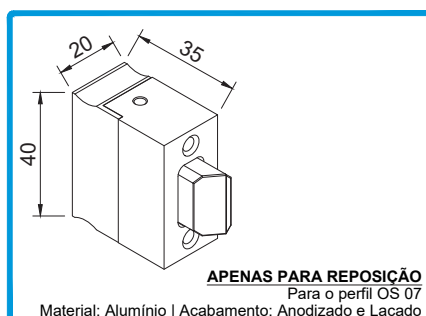
213217 AMORTECEDOR OS



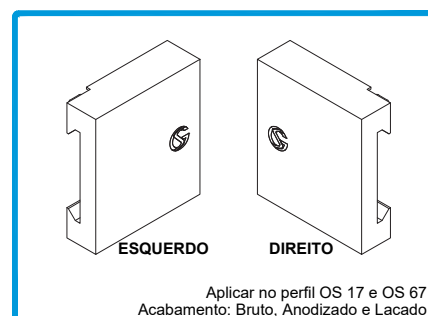
228166 MOLLA RETENÇÃO PARA FECHO OS



280007 TESTA PARA FECHO OS

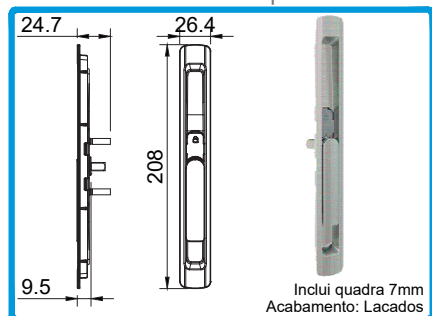


201066 FECHO CENTRAL OS Nº3

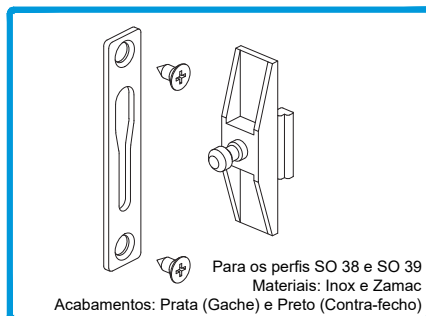


201084 FECHO CENTRAL OS Nº5 ESQ
201085 FECHO CENTRAL OS Nº5 DIR

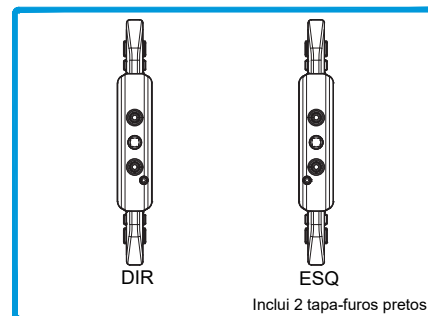
SISTEMAS DE FECHO
LOCKING SYSTEMS | SYSTÈMES DE FERMETURE



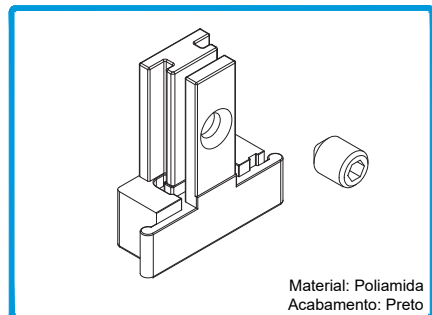
201083 FECHO DE EMBUTIR 180°
LAC 900 / LAC 905



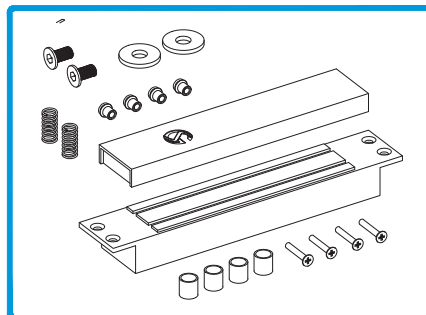
212000 CONJ. FECHO SO38/SO39
Para os perfis SO 38 e SO 39
Materiais: Inox e Zamac
Acabamentos: Prata (Gache) e Preto (Contra-fecho)



203006 CAIXA TRANSMISSÃO 180° CE DIR
203007 CAIXA TRANSMISSÃO 180° CE ESQ



210260 TOPO PARA OS 33



223256 KIT FECHO MAGNÉTICO
OS DOUBLE

- 1 UN. → Hfolha | Hsash < 1500 mm
- 2 UN. → Hfolha | Hsash > 1500 e | and ≤ 2500 mm
- 3 UN. → Hfolha | Hsash > 2500 e | and ≤ 4000 mm

MOTORES
MOTORS | MOTEURS




223997 KIT BASE MOTOR TIPO N2 ATÉ 2500
223986 KIT BASE MOTOR TIPO N2 ATÉ 5500
223993 KIT BASE MOTOR TIPO N2 ATÉ 8000



223994 KIT BASE MOT. TIPO N3 ATÉ 6000
223995 KIT BASE MOT. TIPO N3 ATÉ 12000



223985 KIT BASE MOTOR TIPO N3B iii)
ATÉ 5000 CURSO



223984 KIT BASE MOTOR TIPO N4 ATÉ 6000
223996 KIT BASE MOTOR TIPO N4 ATÉ 12000



299613 CONVERSOR MOTOR N2
299614 CONVERSOR MOTOR N3

COMANDOS E BOTÕES
CONTROLLERS AND BUTTONS | COMMANDES ET BOUTONS



214255 COMANDO MURAL COM ESPELHO S/ FIOS



214304 COMANDO MURAL 001G PAREDE 3 VIAS



299090 BOTÃO DE ABERTURA INOX
Possível de aplicar sem espelho



299087 BOTÃO DE ABERTURA OCULTO C/ LED



299989 SELECTOR DE CHAVE SALIENTE C/ FIOS



299987 DIGIKEY EDSW S/ FIOS



299902 DIGIKEY EDS C/ FIOS



299903 LEITOR DE PROXIMIDADE
Inclui 3 cartões



214269 COMANDO DIST. RF P1



223084 KIT FOTOCÉLULAS CORTINA 900MM

223983 KIT FOTOCÉLULAS CORTINA 1480MM



223085 KIT FOTOCÉLULAS SLIM

FONTES DE ALIMENTAÇÃO
POWER SUPPLIES | SOURCES D'ALIMENTATION

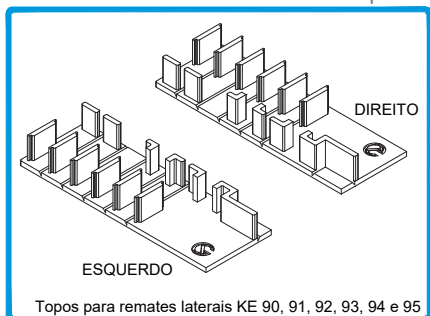


299070 UN. ALIMENTAÇÃO 12V
C/ BATERIA SE

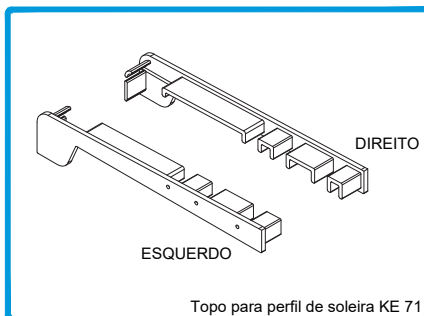


299071 UN. ALIMENTAÇÃO 12V
C/ BATERIA SE (RC)

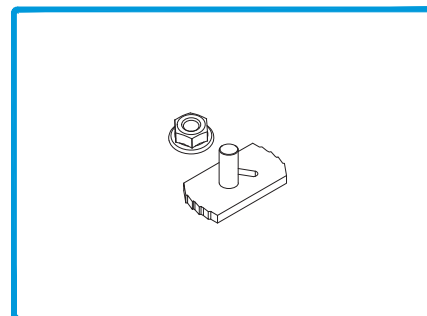
ACESSÓRIOS RENOVIATIO
RENOVIATIO ACCESSORIES | ACCESSOIRES RENOVIATIO



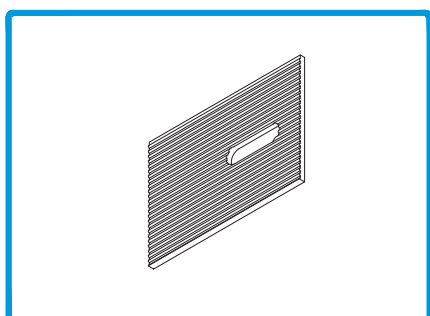
Topos para remates laterais KE 90, 91, 92, 93, 94 e 95
212223 CONJUNTO TOPOS INFERIORES
RENOVIATIO



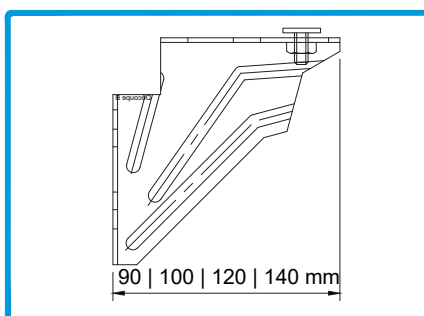
Topo para perfil de soleira KE 71
212221 CONJUNTO TAPA TOPOS KE 71



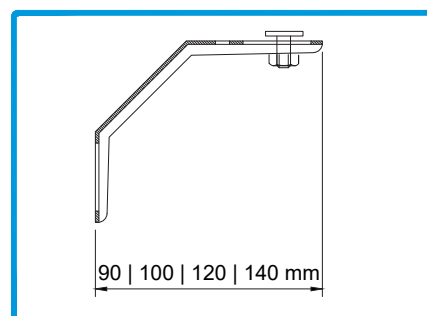
207220 PRESILHA M6x37mm



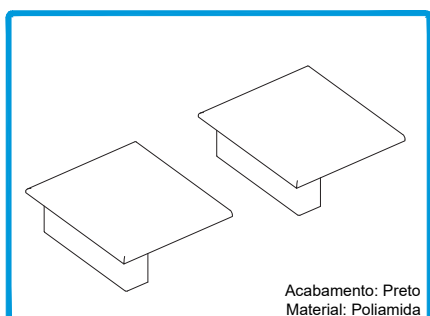
218116 CALÇO SEPARADOR 50x70mm



230309 SUPORTE FIXAÇÃO 90mm
230014 SUPORTE FIXAÇÃO 100mm
230019 SUPORTE FIXAÇÃO 120mm
230308 SUPORTE FIXAÇÃO 140mm



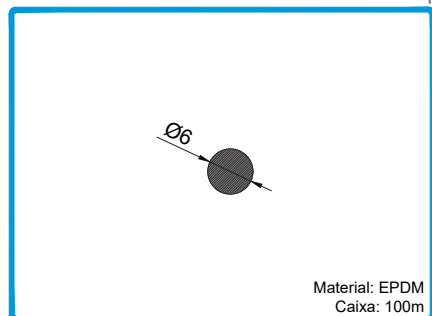
213257 ÂNGULO FIXAÇÃO 90mm
213239 ÂNGULO FIXAÇÃO 100mm
213240 ÂNGULO FIXAÇÃO 120mm
213256 ÂNGULO FIXAÇÃO 140mm



Acabamento: Preto
Material: Poliamida
212173 CONJ. TOPOS KE51-KE52

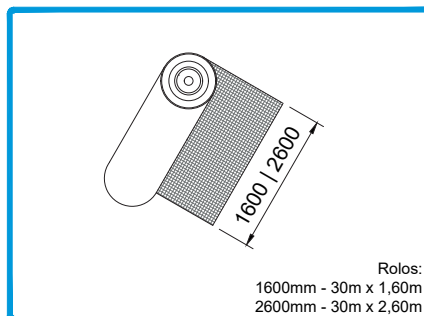
ACESSÓRIOS PARA MOSQUITEIRA

MOSQUITO NET ACCESSORIES | ACCESSOIRES POUR MOUSTIQUEIRE



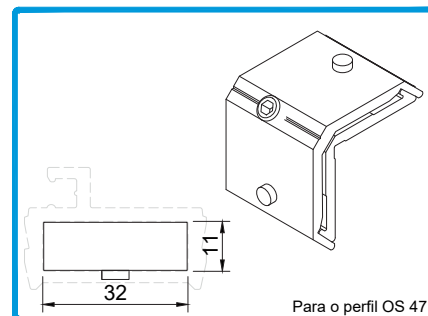
Material: EPDM
Caixa: 100m

208310 JUNTA MOSQUITEIRO 1027 Pr.



Rolos:
1600mm - 30m x 1,60m
2600mm - 30m x 2,60m

229105 REDE MOSQ. FIBRA 1600mm (Cinza)
229106 REDE MOSQ. FIBRA 2600mm (Cinza)

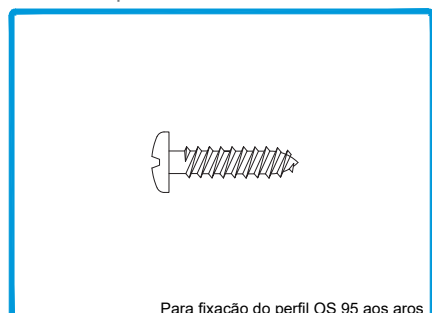


Para o perfil OS 47

204149 ESQUADRO 18-3112-C

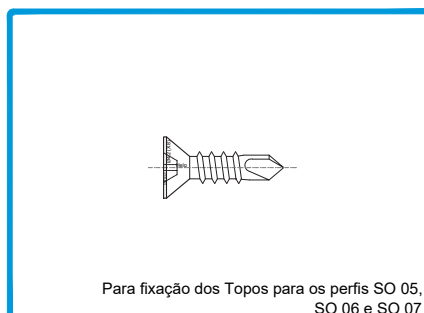
DIVERSOS

DIVERS | DIVERS



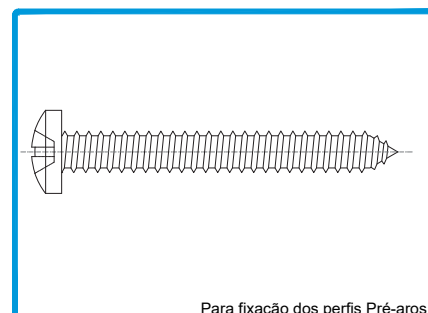
Para fixação do perfil OS 95 aos aros

290020 PARAFUSO PAR 006 7/8x10 CQ



Para fixação dos Topos para os perfis SO 05,
SO 06 e SO 07

290051 PAR. AUTO-PERF. CX 4,2x13 A2



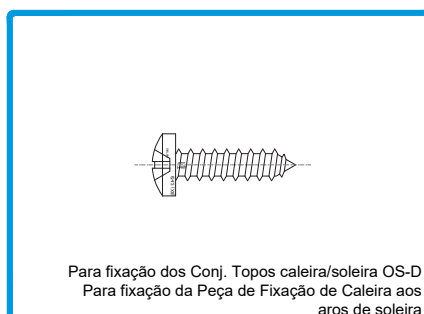
Para fixação dos perfis Pré-aeros

290264 PARAF PAR 005 PK 1 3/4X12 CQ



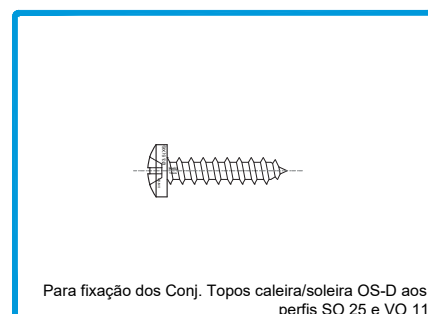
Para fixação do perfil SO 89

290111 PARAFUSO CQ 4,2X13 INOX A2



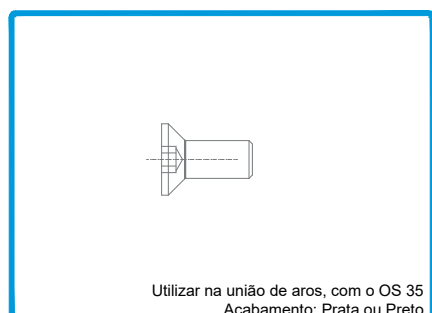
Para fixação dos Conj. Topos caleira/soleira OS-D
Para fixação da Peça de Fixação de Caleira aos
aros de soleira

290729 PARAFUSO PKI PH 5/8x6 CQ



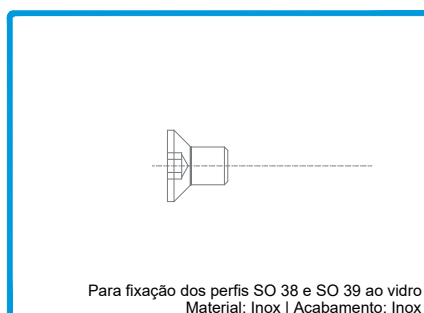
Para fixação dos Conj. Topos caleira/soleira OS-D aos
perfis SO 25 e VO 11

290730 PARAFUSO PKI PH 5/8x8 CQ



Utilizar na união de aros, com o OS 35
Acabamento: Prata ou Preto

290059 PARAFUSO DIN7991 M5x12 INOX A2



Para fixação dos perfis SO 38 e SO 39 ao vidro
Material: Inox | Acabamento: Inox

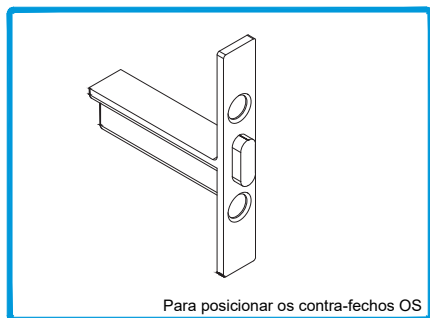
290004 PARAFUSO DIN 7991 M5x8 INOX A2



Para fixação da Guia Inox OS, nas emendas de perfis

290016 PARAFUSO FIXAÇÃO DE TOPOS

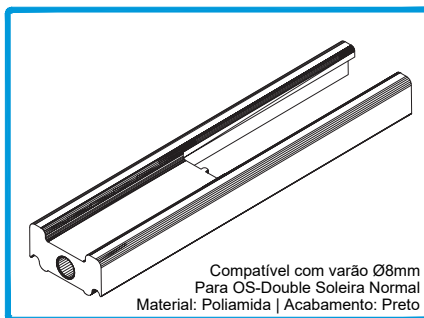
DIVERSOS
DIVERS | DIVERS



Para posicionar os contra-fechos OS

211602

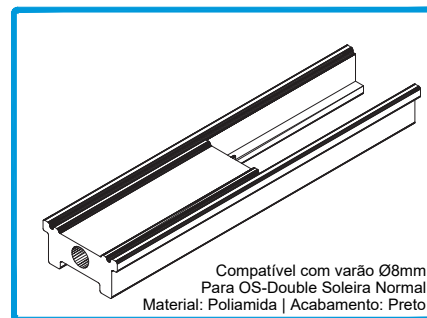
GABARITO P/
CONTRA-FECHOS OS



Compatível com varão Ø8mm
Para OS-Double Soleira Normal
Material: Poliamida | Acabamento: Preto

211214

PEÇA P/ APL. CARRINHOS OS V2



Compatível com varão Ø8mm
Para OS-Double Soleira Normal
Material: Poliamida | Acabamento: Preto

211215

PEÇA P/ APL. CARRINHOS OS V2
SOL. OC.



Limpeza de alumínio lacado ou anodizado
Para preparação das superfícies a serem unidas
e limpeza final

208704


PRODUTO LIMPEZA DE ALUMÍNIO
(1L) Transparente



Junta de vedação elástica, resistente aos U.V.
Impede a corrosão de penetrar pelas zonas cortadas.

208019

SELA JUNTAS 150gr. (Cinza)

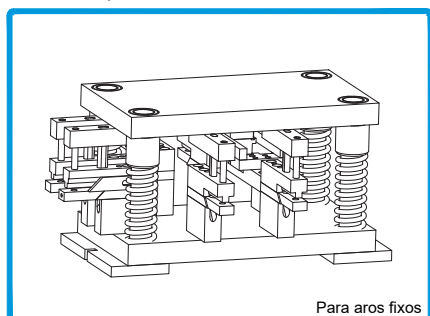


Resistente a raios UV
Rolo: 2m
Material: Junta Adesiva Composta | Acabamento: Branco

299112

MEMBRANA SELAGEM 50MM
(2M)

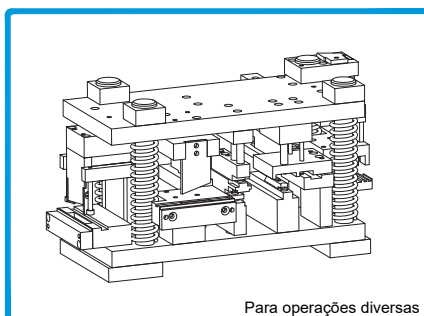
FERRAMENTAS
TOOLS | OUTILS



Para aros fixos

408175

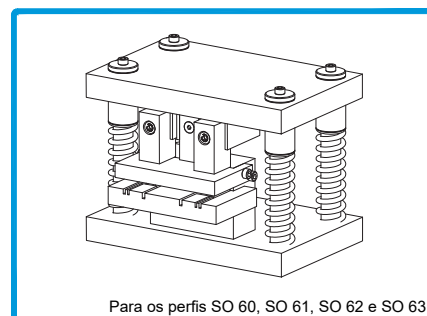
CORTANTE ESQUADROS OS Nº 2



Para operações diversas

408168

CORTANTE OS



Para os perfis SO 60, SO 61, SO 62 e SO 63

408024

CORTANTE CAPAS OS-D



Casa de la Brisa | Castellón | Fran Silvestre, Arq | Fotografía Diego Opazo

IV

TIPOLOGIAS E MAPA DE QUANTIDADES - OS TRADICIONAL
TYPOLOGIES AND QUANTITY MAPS - OS CLASSIC
TYPOLOGIES ET CARTES DE QUANTITÉS - OS CLASSIQUE

TABELA DE ENCHIMENTOS - VÃO FIXO SIMPLES

FILLING TABLE - SIMPLE FIXED FRAME

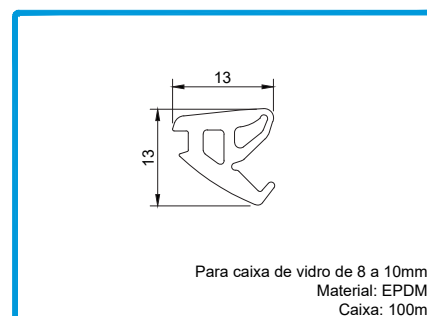
TABLE DE VITRAGE - CADRE FIXE SIMPLES



CALÇO P/VIDRO 79x40x5
GLAZING SHIM | CALE DE VITRAGE

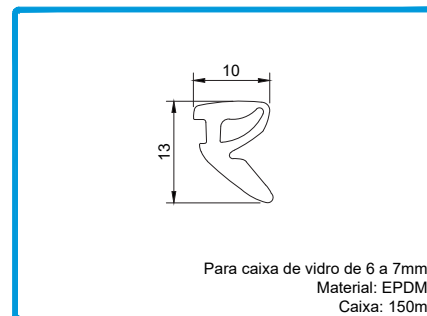
- CALÇO DE APOIO**
SUPPORT SHIM | CALE D'ASSISE
- CALÇO DE SEGURANÇA***
SAFETY SUPPORT | CALE DE SÉCURITÉ

* Opção
OPTION | OPTION



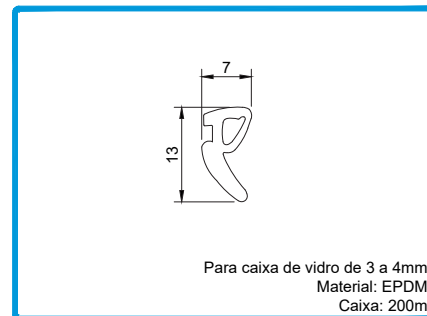
Para caixa de vidro de 8 a 10mm
Material: EPDM
Caixa: 100m

208912 JUNTA DE CUNHA RECORTADA 4193
GASKET | JOINT



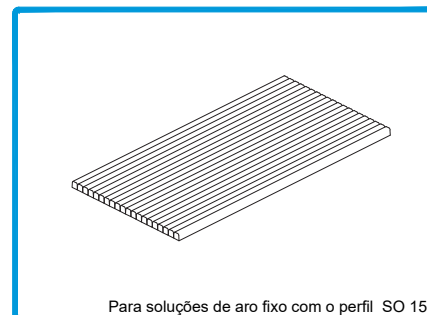
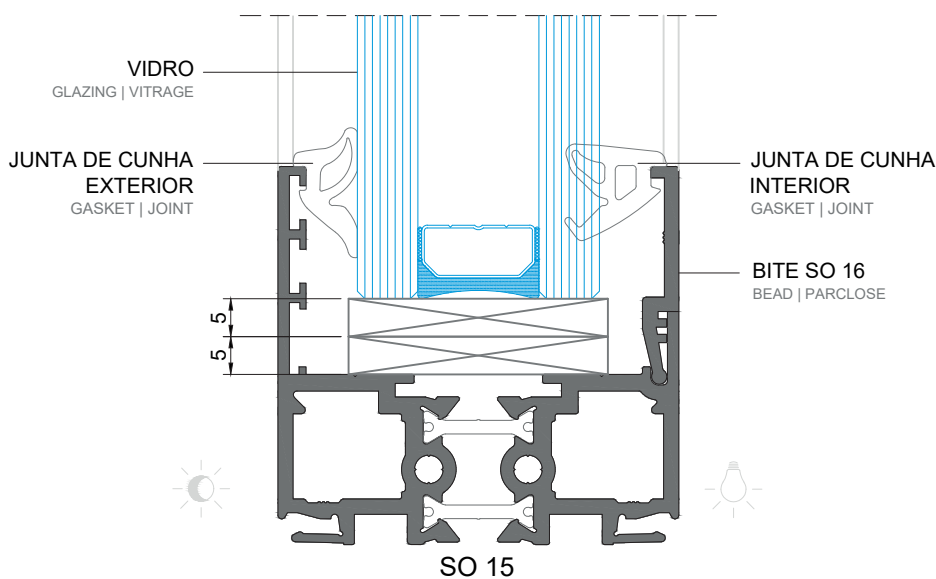
Para caixa de vidro de 6 a 7mm
Material: EPDM
Caixa: 150m

208913 JUNTA DE CUNHA RECORTADA 4194
GASKET | JOINT



Para caixa de vidro de 3 a 4mm
Material: EPDM
Caixa: 200m

208914 JUNTA DE CUNHA RECORTADA 4195
GASKET | JOINT



Para soluções de aro fixo com o perfil SO 15

218112 CALÇO P/VIDRO 79x40x5
GLASS SUPPORT 79x40x5
CALES À VIDRAGE 79x40x5

VEDANTE EXTERIOR OUTER GASKET JOINT-EXTÉRIEUR	ESPESSURA DO VIDRO GLASS THICKNESS ÉPAISSEUR DU VERRE	VEDANTE INTERIOR INNER GASKET JOINT INTÉRIEUR	BITES GLAZING BEADS PARCLOSES
4193	30	4193	SO 16
4194	32	4193	SO 16
4194	34	4194	SO 16
4195	36	4194	SO 16
4195	38	4195	SO 16

TABELA DE ENCHIMENTOS - SOLUÇÃO OS-D+ 32mm

FILLING TABLE - OS-D+ 32MM SOLUTION

TABLE DE VITRAGE - SOLUTION OS-D+ 32mm

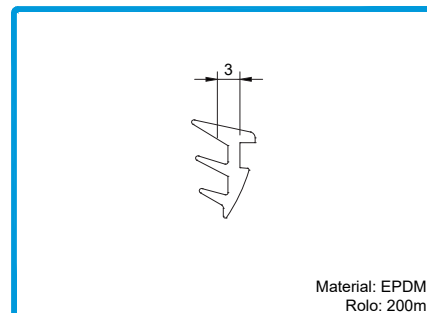


CALÇO FIXO OS-DOUBLE
OS-DOUBLE FIXED SHIM | CALE FIXE OS-DOUBLE

CALÇO DE APOIO
GLASS SUPPORT | CALE DE VITRAGE

CALÇO DE SEGURANÇA*
GLASS SUPPORT | CALE DE VITRAGE

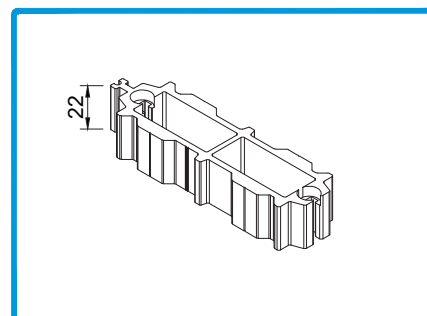
* Opção
OPTION | OPTION



208199

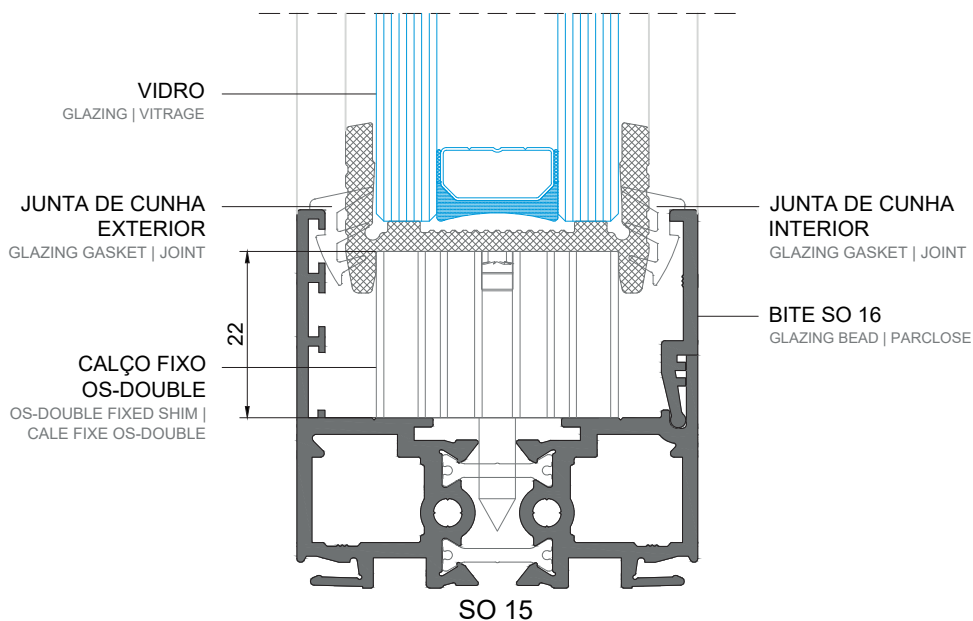
JUNTA DE CUNHA 2073
GASKET | JOINT

Material: EPDM
Rolo: 200m



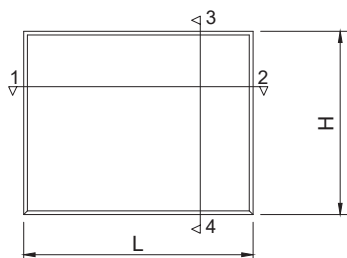
218134

CALÇO FIXO OS-DOUBLE
OS-DOUBLE FIXED SHIM
CALE FIXE OS-DOUBLE



VEDANTE EXTERIOR OUTER GASKET JOINT EXTERIEUR	ESPESSURA DO VIDRO GLASS THICKNESS ÉPAISSEUR DU VERRE	VEDANTE INTERIOR INNER GASKET JOINT INTERIEUR	BITES GLAZING BEADS PARCLOSES
2073	32	2073	SO 16

FOLHA FIXA COM 1 VIDRO
FIXED FRAME WITH 1 GLASS
CADRE FIXE AVEC 1 VERRE

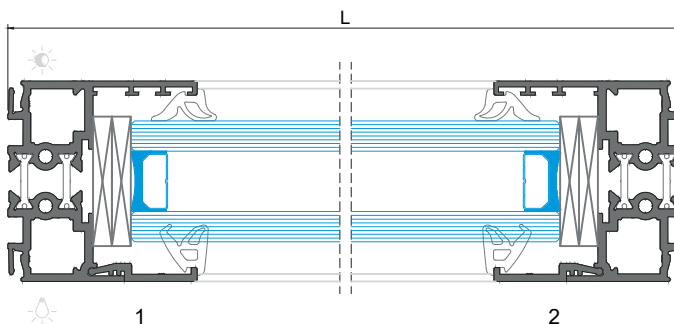
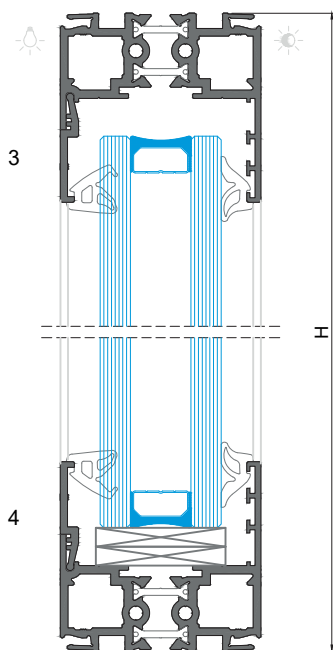


PERFIS PROFILES PROFILÉS					
CÓDIGO CODE	DESIGNAÇÃO DESIGNATION NOMINATION	CORTE HORIZ. HORIZONT. DETAIL DÉTAIL HORIZONT.	CORTE VERT. VERTICAL DETAIL DÉTAIL VERTICAL	QUANT. QUANTITY QUANTITÉ	CORTE CUT COUPE
SO 15	ARO FIXO FIXED FRAME DORMANT	L	H	2+2	
SO 16	BITE GLAZING BEAD PARCLOSE	L-62	H-100	2+2	

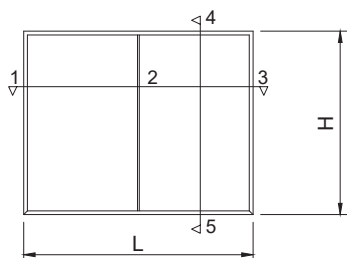
ACESSÓRIOS ACCESSORIES ACCESSOIRES		
CÓDIGO CODE	DESIGNAÇÃO DESIGNATION NOMINATION	QUANTIDADE QUANTITY QUANTITÉ
205173	ESQUADRO 18-1310-C BLOCKING BRACKET ÉQUERRE	8
218112	CALÇO P/VIDRO 79x40x5 GLASS SUPPORT CALE DE VITRAGE	DIVERSOS DIVERSES DIVERS
213017	CANTO DE ALINHAMENTO OS REINFORCING CORNER CLEAT ÉQUERRE REINFORCEMENT	4

VEDANTES SEALENTS JOINTS		
CÓDIGO CODE	DESIGNAÇÃO DESIGNATION NOMINATION	QUANTIDADE QUANTITY QUANTITÉ
OPÇÃO*	JUNTA DE CUNHA INTERIOR GASKET JOINT	2L + 2H
OPÇÃO*	JUNTA DE CUNHA EXTERIOR GASKET JOINT	2L + 2H

*Consultar tabela de enchimentos | Consult table of glazing | Consulter le tableau des vitrage



FOLHA FIXA COM 2 VIDROS
FIXED FRAME WITH 2 GLASSES
CADRE FIXE AVEC 2 VERRE

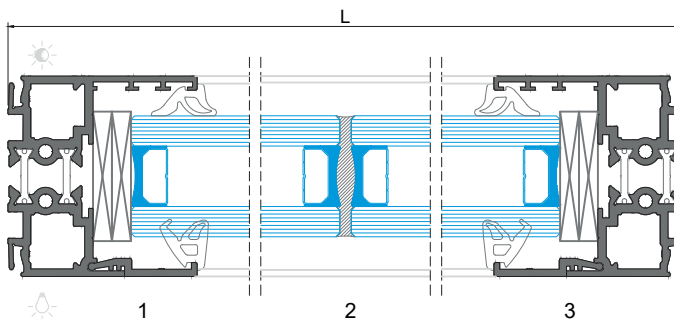
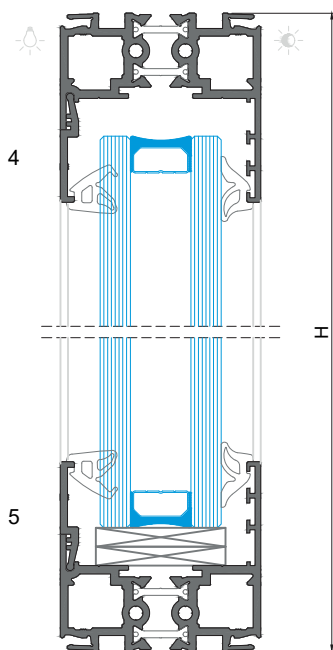


PERFIS PROFILES PROFILÉS					
CÓDIGO CODE	DESIGNAÇÃO DESIGNATION NOMINATION	CORTE HORIZ. HORIZONTAL DETAIL DÉTAIL HORIZONTAL	CORTE VERT. VERTICAL DETAIL DÉTAIL VERTICALE	QUANT. QUANTITY QUANTITÉ	CORTE CUT GOÛPE
SO 15	ARO FIXO FIXED FRAME DORMANT	L	H	2+2	
SO 16	BITE GLAZING BEAD PARCLOSE	L-62	H-100	2+2	

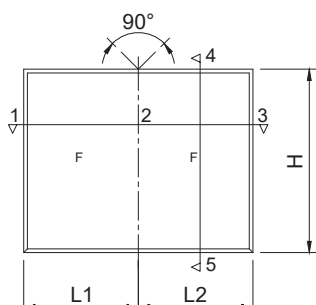
ACESSÓRIOS ACCESSORIES ACCESSOIRES		
CÓDIGO CODE	DESIGNAÇÃO DESIGNATION NOMINATION	QUANTIDADE QUANTITY QUANTITÉ
205173	ESQUADRO 18-1310-C BLOCKING BRACKET ÉQUERRE	8
218112	CALÇO P/VIDRO 79x40x5 GLASS SUPPORT CALE DE VITRAGE	DIVERSOS DIVERSES DIVERS
213017	CANTO DE ALINHAMENTO OS REINFORCING CORNER CLEAT ÉQUERRE REINFORCEMENT	4

VEDANTES SEALENTS JOINTS		
CÓDIGO CODE	DESIGNAÇÃO DESIGNATION NOMINATION	QUANTIDADE QUANTITY QUANTITÉ
OPÇÃO*	JUNTA DE CUNHA INTERIOR GASKET JOINT	2L + 2H
OPÇÃO*	JUNTA DE CUNHA EXTERIOR GASKET JOINT	2L + 2H

*Consultar tabela de enchimentos | Consult table of glazing | Consulter le tableau des vitrage



FOLHA FIXA - CANTO 90°
FIXED FRAME - 90° ANGLE
CADRE FIXE - ANGLE 90°

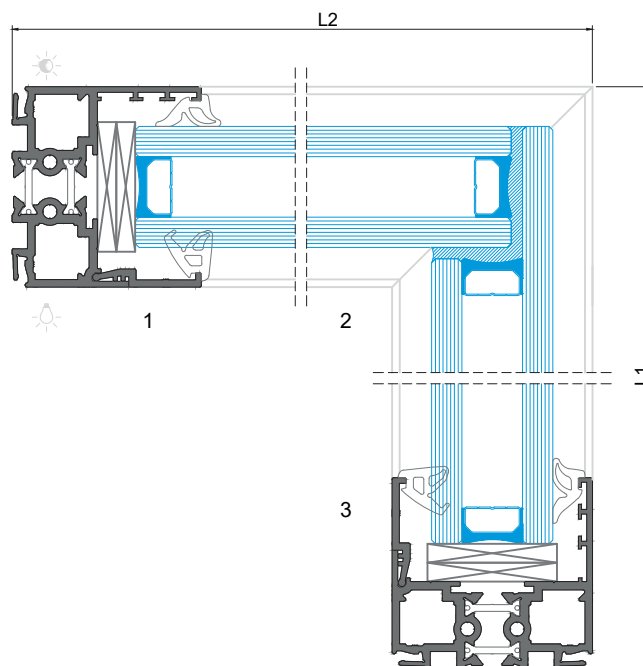
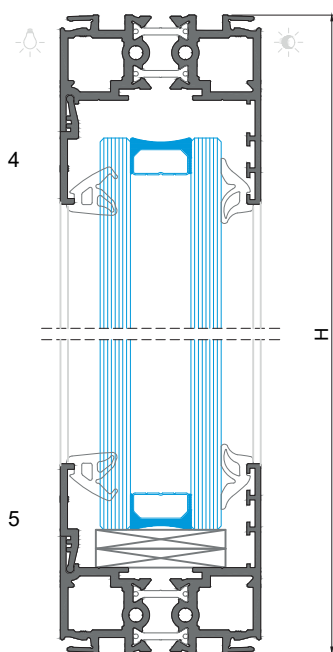


PERFIS PROFILES PROFILÉS					
CÓDIGO CODE	DESIGNAÇÃO DESIGNATION NOMINATION	CORTE HORIZ. HORIZONT. DETAIL DÉTAIL HORIZONT.	CORTE VERT. VERTICAL DETAIL DÉTAIL VERTICALE	QUANT. QUANTITY QUANTITÉ	CORTE CUT COUPE
SO 15	ARO FIXO FIXED FRAME DORMANT	L1 L2	H	2 + 2	
SO 16	BITE GLAZING BEAD PARCLOSE	L1-84 L2-84	H-100	2 + 2	

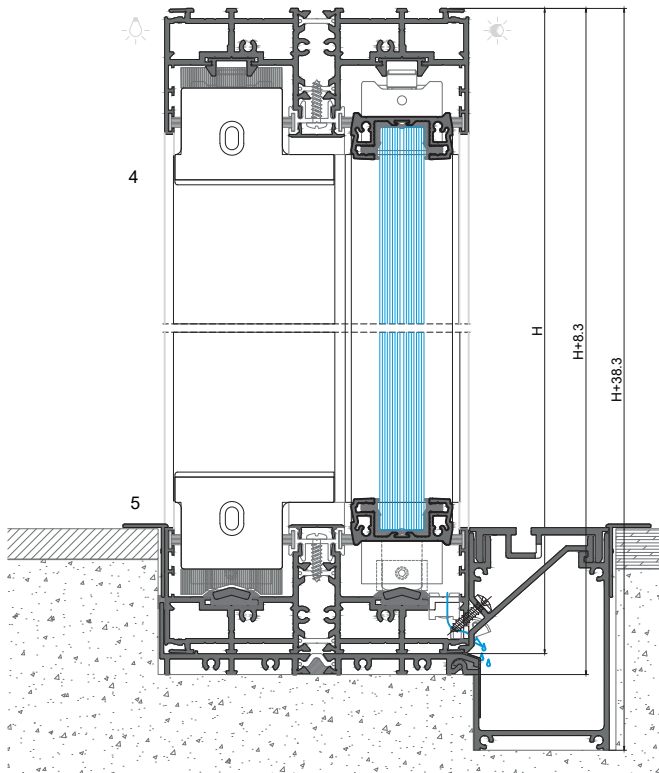
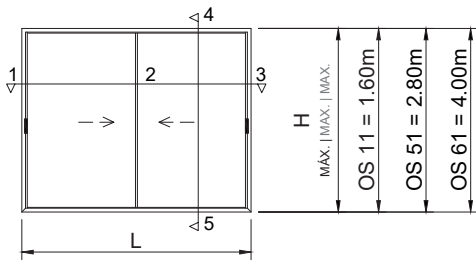
ACESSÓRIOS ACCESSORIES ACCESSOIRES		
CÓDIGO CODE	DESIGNAÇÃO DESIGNATION NOMINATION	QUANTIDADE QUANTITY QUANTITÉ
205173	ESQUADRO 18-1310-C BLOCKING BRACKET ÉQUERRE	8
218112	CALÇO P/VIDRO 79x40x5 GLASS SUPPORT CALE DE VITRAGE	DIVERSOS DIVERSES DIVERS
213017	CANTO DE ALINHAMENTO OS REINFORCING CORNER CLEAT ÉQUERRE REINFORCEMENT	4

VEDANTES SEALENTS JOINTS		
CÓDIGO CODE	DESIGNAÇÃO DESIGNATION NOMINATION	QUANTIDADE QUANTITY QUANTITÉ
OPÇÃO*	JUNTA DE CUNHA INTERIOR GASKET JOINT	2L1 + 2L2 + 2H
OPÇÃO*	JUNTA DE CUNHA EXTERIOR GASKET JOINT	2L1 + 2L2 + 2H

*Consultar tabela de enchimentos | Consult table of glazing | Consulter le tableau des vitrage



JANELA DE CORRER 2 FOLHAS - LINHA OS-Simple
2 SASHES SLIDING WINDOW - OS-Simple GLAZING LINE
FENÊTRE COULISSANT 2 VANTAUX - LIGNE OS-Simple

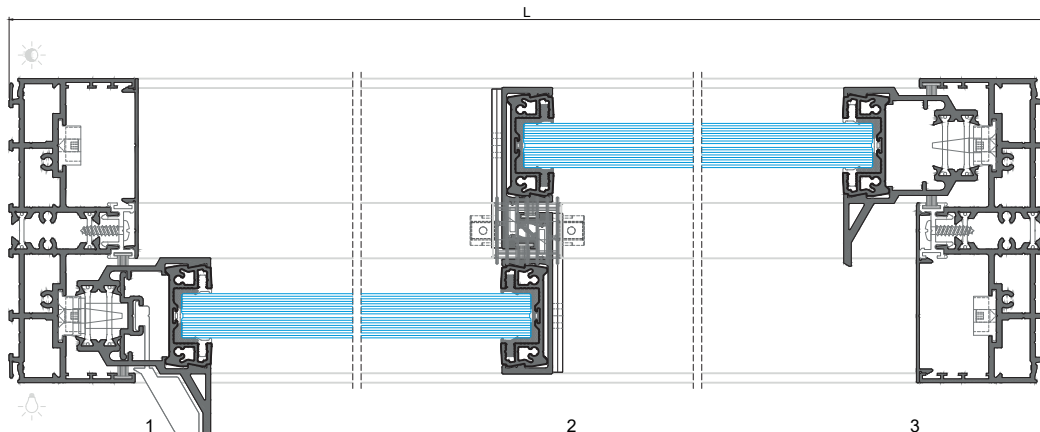


PERFIS PROFILES PROFILÉS					
CÓDIGO CODE	DESIGNAÇÃO DESIGNATION NOMINATION	CORTE HORIZ. HORIZONTAL DÉTAIL HORIZONTAL	CORTE VERT. VERTICAL DÉTAIL VERTICAL	QUANT. QUANTITY QUANTITÉ	CORTE CUT COUPE
SO 11	ARO FIXO FIXED FRAME DORMANT	L	H	2+2	
OS 11	ARO MÓVEL CENTRAL PROFILE PROFILE	-	H-118	2	
OS 82	ARO MÓVEL LATERAL MOBILE FR. OUVRANT	-	H-118	2	
OS 33	VARETA ROD PROFILE TIGE	-	H-222	2	
OS 801	GUIA INF. INOX LOWER GUIDE GUIDE INFÉRIEUR	L-46	-	2	
OS 35	GUIA SUP. UPPER GUIDE GUIDE SUPÉRIEUR	L-46	-	2	
SO 60	CAPA COVER COUVERTURE	-	H-46	2	
OS 30	CAPA COVER COUVERTURE	(L/2)-65	-	4	
OS 95	POLIAMIDA POLYAMIDE POLYAMIDE	(L/2)-50	H-74	4+2	
SO 82	PERFIL SOLEIRA SILL PROFILE PROFILÉ DE SEUIL	CONSULTAR DEPARTAMENTO TÉCNICO CONSULT TECHNICAL DEPARTMENT CONSULTER DÉPARTEMENT TECHNIQUE			
SO 25	PERFIL CALEIRA DRAINAGE CHANNEL GOUTTIÈRE DE VIDANGE				
SO 58	TAMPA DE CALEIRA DRAINAGE CHANNEL GRID GRILLE POUR GOUTTIÈRE DE VIDANGE				
VO 11	PERFIL FIXAÇÃO TAMPA DRAINAGE CHANNEL GRID FIX. PROF. PROF. FIXATION GRILLE				

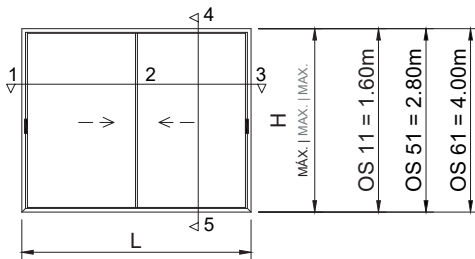
* Opcional | Optional | Optionnel

ACESSÓRIOS ACCESSORIES ACCESSOIRES		
CÓDIGO CODE	DESIGNAÇÃO DESIGNATION NOMINATION	QUANTIDADE QUANTITY QUANTITÉ
205162	CARRINHO OS Nº5 ROLLER BEARING ROULEAU	4
205161	CARRINHO-GUIA OS SUPERIOR Nº3 UPPER-GUIDE ROLLER BEARING N3 ROULEAU-GUIDE SUPÉRIEUR N3	4
205172	ESQUADRO 18-2210-D BLOCKING BRACKET ÉQUERRE	8
213017	CANTO ALINHAMENTO OS ANGLE ANGLE	8
202312	CONTRA-FECHO OS INOX 316L COUNTER-LOCK BRACKET CONTRE-FERMETURE SUPPORT	6
213217	AMORTECEDOR OS SHOCK ABSORBER AMORTISSEUR	6
280007	TESTA OS STRIKING PLATE GÂCHE	6
201065	FECHO LATERAL OS Nº3 Nº3 LATERAL LOCK SERRURE LATÉRALE Nº3	2
228166	MOLA PARA RETENÇÃO DE FECHO OS OS LOCK RETAINER SPRING RESSORT DE RETENUE POUR FERMETURE OS	2
210137	TOPO LATERAL SUP/INF Nº3 OS-V2 LAT. UPPER/LOWER Nº3 OS-V2 END-CAP EMBOUT LAT SUP/INF Nº3 OS-V2	4
210268	GOTEIRA C/ VÁLVULA SVE FLAP VALVE CLAPET À VOILE	DIVERSOS DIVERSES DIVERS
210265	GOTEIRA C/ VÁLVULA BOLA BALL VALVE CLAPET À BILLE	DIVERSOS DIVERSES DIVERS
290020	PARAFUSO PAR 006 SCREW VIS	DIVERSOS DIVERSES DIVERS
210260	TOPO P/ OS 33 END-CAP EMBOUT	4
215078	PEÇA ANTI-LEVANTAMENTO OS ANTI-LIFT ACCESSORY ANTI-LEVAGE ACCESSOIRE	2
215083	ANTI-LEVANTAMENTO GUIA INOX OS OS GUIDE ANTI-LIFT ACCESSORY ACCESSOIRE ANTI-LEVAGE POUR GUIDE INOX OS	4
215194	CHAPA BLOQUEIO PELÚCIA PILE SEAL LOCK PLATE PLAQUE DE VERROUILLAGE DE JOINT BRASSE	4
210510	TOPO BLOQUEIO PELÚCIA CV PILE SEAL LOCK END-CAP KIT EMBOUT DE VERROUILLAGE DE JOINT BRASSE CV	4
212246	CONJ. TOPOS CAL/SOL. OS-D 2-RAIL DRAINAGE CHANNE/SILL OS-D 2-RAIL END-CAP KIT KIT D'EMBOUT DE GOUTTIÈRE/SEUIL OS-D 2-RAIL	1

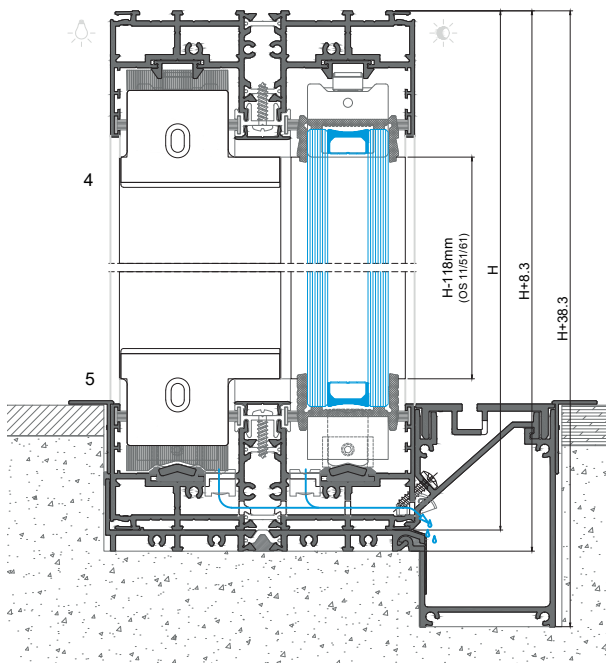
VEDANTES SEALENTS JOINTS		
CÓDIGO CODE	DESIGNAÇÃO DESIGNATION NOMINATION	QUANTIDADE QUANTITY QUANTITÉ
208458 ou or ou 208467	PELÚCIA 7x7 Cinza PILE SEAL JOINT BRASSE ou or ou PELÚCIA 7x7 Preta PILE SEAL JOINT BRASSE	6H
208450	PELÚCIA 7x5.5 PILE SEAL JOINT BRASSE	8L
208697	PELÚCIA SRF SRF 4X8X100 2P1M PILE SEAL JOINT BRASSE	4un.
208499	VD 2063.N	2H
208193	VD 2060	2L
208187	VD 2076 (Para vidro for glass pour verre 88.2) ou or ou	INCLUIDA NO VIDRO INCLUDED IN GLASS INCLUS DANS LE VERRE
208188	VD 2077 (Para vidro for glass pour verre 66.2) ou or ou	
208207	VD 2078 (Para vidro for glass pour verre 44.2) ou or ou	
208186	VD 2075	



JANELA DE CORRER 2 FOLHAS
COM PERFIS CENTRAIS OS 11 | OS 51 | OS 61
2 SASHES SLIDING WINDOW
WITH CENTRAL PROFILES OS 11 | OS 51 | OS 61
FENÊTRE COULISSANT 2 VANTAOX
AVEC PROFILÉS CENTRALES OS 11 | OS 51 | OS 61



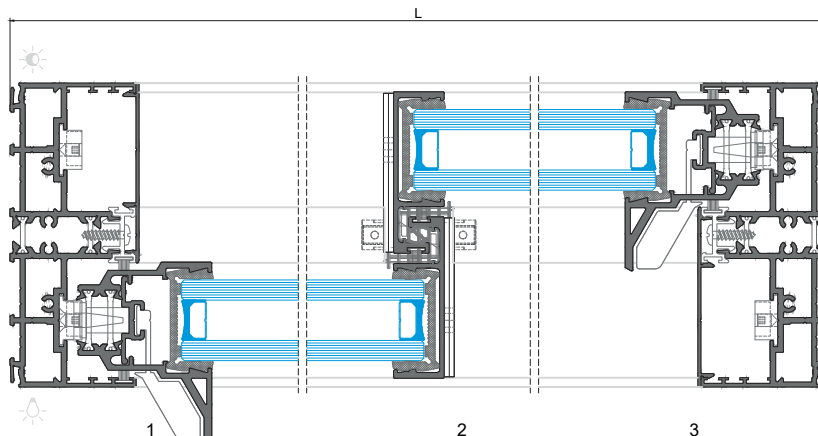
PERFIS PROFILES PROFILÉS					
CÓDIGO CODE	DESIGNAÇÃO DESIGNATION NOMINATION	CORTE HORIZ. HORIZONTAL DÉTAIL HORIZONTAL	CORTE VERT. VERTICAL DÉTAIL VERTICALE	QUANT. QUANTITY QUANTITÉ	CORTE CUT COUPE
SO 11	ARO FIXO FIXED FRAME DORMANT	L	H	2+2	
OS 11 ou ou ou OS 51 ou ou ou OS 61	ARO MÓVEL CENTRAL PROFILE PROFILÉ	-	H-118	2	
OS 33	VARETA ROD PROFILE TIGE	-	H-222	2	
SO 60	TAMPA DE CANAL TRACK COVER PROFILE CACHE CANAL	-	H-46	2	
OS 82	ARO MÓVEL LATERAL MOBILE FR. OUVRANT	-	H-118	2	
OS 35	GUIA SUP. UPPER GUIDE GUIDE SUPÉRIEUR	L-46	-	2	
OS 801	GUIA INF. INOX LOWER GUIDE GUIDE INFÉRIEUR	L-46	-	2	
OS 95	POLIAMIDA POLYAMIDE POLYAMIDE	(L/2)-50	H-74	4+2	
OS 30	PERFIL REMATE PROFILE PROFILÉ	(L/2)-65	-	4	
SO 82	PERFIL SOLEIRA SILL PROFILE PROFILÉ DE SEUIL	CONSULTAR DEPARTAMENTO TÉCNICO CONSULT TECHNICAL DEPARTMENT CONSULTER DÉPARTEMENT TECHNIQUE			
SO 25	PERFIL CALEIRA DRAINAGE CHANNEL GOUTTIÈRE DE VIDANGE				
SO 58	TAMPA DE CALEIRA DRAINAGE CHANNEL GRID GRILLE POUR GOUTTIÈRE DE VIDANGE				
VO 11	PERFIL FIXAÇÃO TAMPA DRAINAGE CHANNEL GRID FIX. PROF. PROF. FIXATION GRILLE				



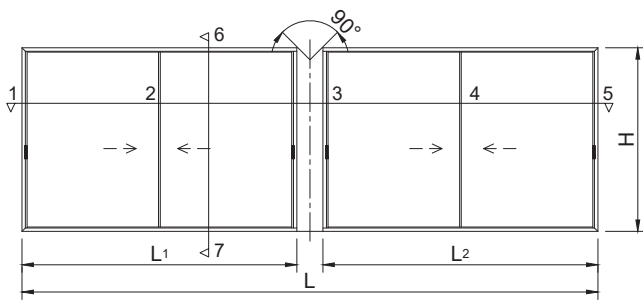
ACESSÓRIOS ACCESSORIES ACCESSOIRES		
CÓDIGO CODE	DESIGNAÇÃO DESIGNATION NOMINATION	QUANTIDADE QUANTITY QUANTITÉ
205162	CARRINHO OS N°5 ROLLER BEARING ROULEAU	4
205161	CARRINHO-GUIA OS SUPERIOR N°3 UPPER-GUIDE ROLLER BEARING N3 ROULEAU-GUIDE SUPÉRIEUR N3	4
205172	ESQUADRO 18-2210-D BLOCKING BRACKET EQUERRE	8
213017	CANTO ALINHAMENTO OS ANGLE ANGLE	8
202312	CONTRA-FECHO OS INOX 316L COUNTER-LOCK BRACKET CONTRE-PERMETURE SUPPORT	6
213217	AMORTECEDOR OS SHOCK ABSORBER AMORTISSEUR	6
280007	TESTA OS STRIKING PLATE GÂCHE	6
201065	FECHO LATERAL OS N°3 N°3 LATERAL LOCK SERRURE LATÉRALE N°3	2
228166	MOLA PARA RETENÇÃO DE FECHO OS OS LOCK RETAINER SPRING RESSORT DE RETENUE POUR FERMETURE OS	2
210094	TOPO CENTRAL N°2 OS-V2 ESQUERDO CENTRAL N°2 LEFT END-CAP EMBOUT CENTRAL N°2 GAUCHE	2
210095	TOPO CENTRAL N°2 OS-V2 DIREITO CENT. N°2 RIGHT END-CAP EMBOUT CENT. N°2 DROITE	2
210137	TOPO LATERAL SUP/INF N°3 OS-V2 LAT. UPPER/LOWER N°3 OS-V2 END-CAP EMBOUT LAT SUP/INF N°3 OS-V2	4
213273	CORTA-VENTO OS SUPERIOR UPPER CENTRAL GASKET PIÈCE D'ÉTANCHÉITE SUPÉRIEUR	1
213274	CORTA-VENTO OS INFERIOR LOWER CENTRAL GASKET PIÈCE D'ÉTANCHÉITE INFÉRIEUR	1
210260	TOPO P/ OS 33 END-CAP EMBOUT	4
212065	CONJUNTO TOPOS OS 51 OS 51 END-CAP KIT KIT D'EMBOUT OS 51	2
212066	CONJUNTO TOPOS OS 61 OS 61 END-CAP KIT KIT D'EMBOUT OS 61	2
210268	GOTEIRA C/ VÁLVULA SVE FLAP VALVE CLAPET À VOILET	2
210265	GOTEIRA C/ VÁLVULA BOLA BALL VALVE CLAPET À BILLE	DIVERSOS DIVERSES DIVERS
290020	PARAFUSO PAR 006 SCREW VIS	DIVERSOS DIVERSES DIVERS
215078	PEÇA ANTI-LEVANTAMENTO OS ANTI-LIFT ACCESSORY ANTI-LEVAGE ACCESSOIRE	2
215083	ANTI-LEVANTAMENTO GUIA INOX OS OS GUIDE ANTI-LIFT ACCESSORY ACCESSOIRE ANTI-LEVAGE POUR GUIDE INOX OS	4
215194	CHAPA BLOQUEIO PELÚCIA PILE SEAL LOCK PLATE PLAQUE DE VERROUILLAGE DE JOINT BROSSE	4
210510	TOPO BLOQUEIO PELÚCIA CV PILE SEAL LOCK END-CAP CV EMBOUT DE VERROUILLAGE DE JOINT BROSSE CV	4
212246	CONJ. TOPOS CAL./SOL. OS-D 2-RAIL DRAINAGE CHANNEL/SILL OS-D 2-RAIL END-CAP KIT KIT D'EMBOUT DE GOUTTIÈRE/SEUIL OS-D 2-RAIL	1

* OPCIONAL | OPTIONAL | OPTIONNEL

VEDANTES SEALENTS JOINTS		
CÓDIGO CODE	DESIGNAÇÃO DESIGNATION NOMINATION	QUANTIDADE QUANTITY QUANTITÉ
208458 ou ou ou 208467	PELÚCIA 7x7 Cinza PILE SEAL JOINT BROSSE ou ou ou PELÚCIA 7x7 Preta PILE SEAL JOINT BROSSE	6H
208460	PELÚCIA 7x5.5 PILE SEAL JOINT BROSSE	8L
208597	PELÚCIA SRF SRF 4X8X100 2P1M PILE SEAL JOINT BROSSE	4un.
208499	VD 2063.N	2H
208193	VD 2060	2L



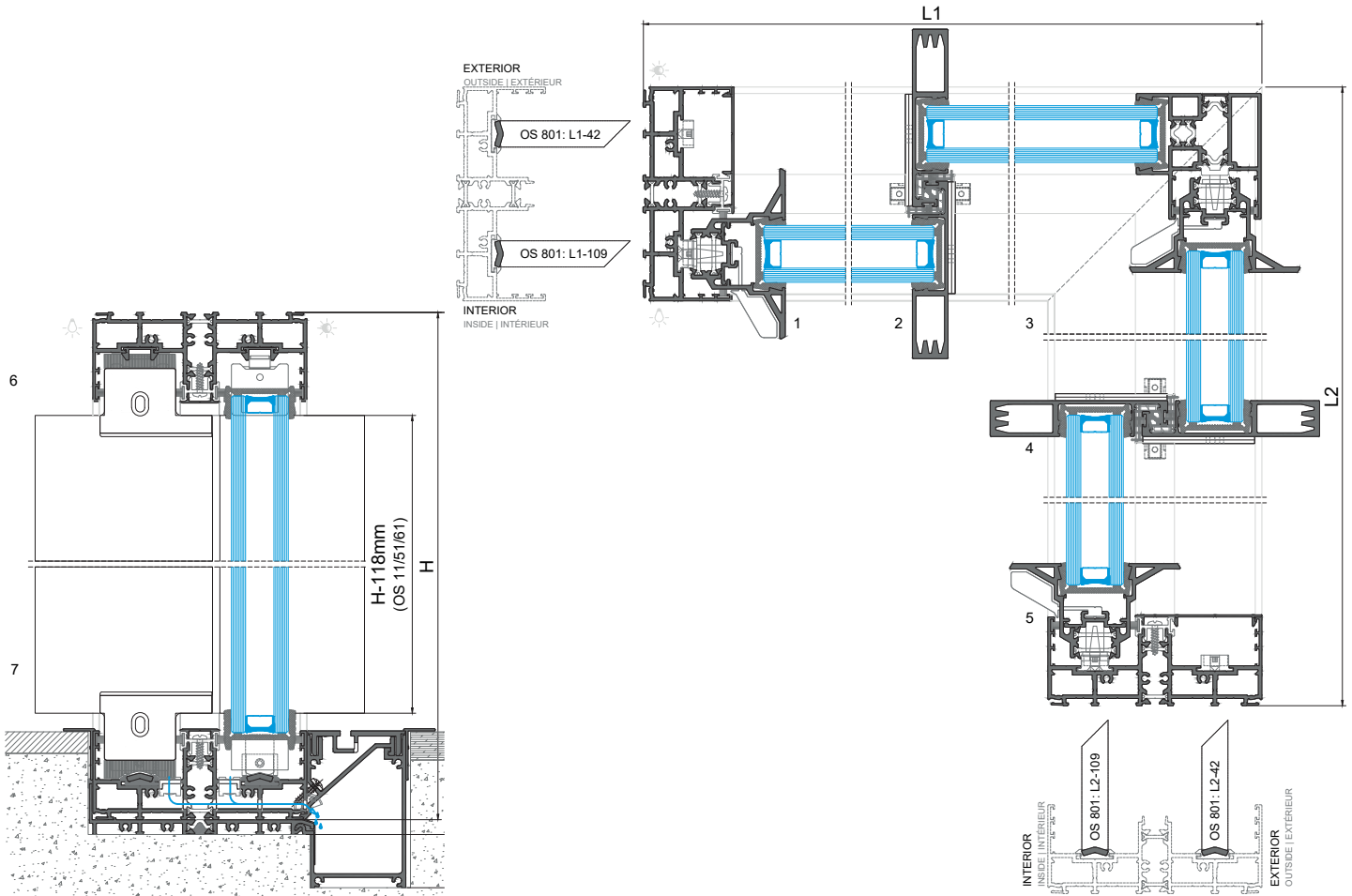
JANELA DE CORRER 4 FOLHAS (2+2) EM CANTO 90°
4 SASHES (2+2) SLIDING WINDOW - CORNER 90°
FENÊTRE COULISSANT 4 VANTAOX (2+2) - ANGLE 90°



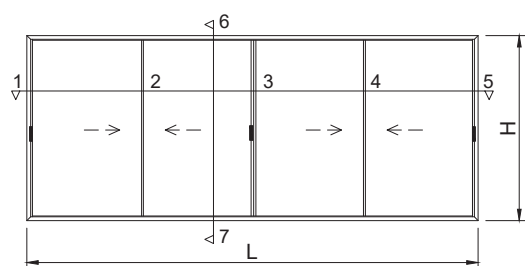
PERFIS PROFILES PROFILÉS					
CODIGO CODE	DESIGNAÇÃO DESIGNATION NOMINATION	CORTE HORIZ. HORIZONTAL DETAIL DÉTAIL HORIZONTAL	CORTE VERT. VERTICAL DETAIL DÉTAIL VERTICAL	QUANT. QUANTITY QUANTITÉ	CORTE CUT COUPE
SO 11	ARO FIXO FIXED FRAME DORMANT	L1 L2	H	2 + 2	
OS 72	ARO MÓVEL LATERAL MOBILE FR. OUVRANT	-	H-118	3	
OS 33	VARETA ROD PROFILE TIGE	-	H-222	3	
OS 55	ARO MÓVEL CANTO MOBILE FR. OUVRANT	-	H-114	1	
OS 61	ARO MÓVEL CENTRAL PROFILE PROFILÉ	-	H-118	4	
SO 60	TAMPA DE CANAL TRACK COVER PROFILÉ CACHE CANAL	-	H-46	2	
OS 35	GUIA SUP. UPPER GUIDE GUIDE SUPÉRIEUR	L1-106 L1-39 L2-106 L2-39	-	1 1 1 1	
OS 801	GUIA INF. INOX LOWER GUIDE GUIDE INFÉRIEUR	Conforme esquema According to scheme Selon schéma			
OS 95	POLIAMIDA POLYAMIDE POLYAMIDE	(L1-89)/2 (L1-133)/2 (L2-124)/2 (L2-99)/2	H-74	2 2 2 2	
OS 30	PERFIL REMATE PROFILE PROFILÉ	L1/2-60 L1/2-67 L2/2-77 L2/2-50	-	2 2 2 2	
AT 30	PERFIL REMATE PROFILE PROFILÉ	-	H-114	1	
SO 82	PERFIL SOLEIRA SILL PROFILE PROFILÉ DE SEUIL	CONSULTAR DEPARTAMENTO TÉCNICO CONSULT TECHNICAL DEPARTMENT CONSULTER DÉPARTEMENT TECHNIQUE			
SO 25	PERFIL CALEIRA DRAINAGE CHANNEL GOUTTIÈRE DE VIDANGE				
SO 58	TAMPA DE CALEIRA GRID GRILLE POUR GOUTTIÈRE DE VIDANGE				
VO 11	PERFIL FIXAÇÃO TAMPA CHANNEL GRID FIX. PROF. PROF. FIXATION GRILLE				

ACESSÓRIOS ACCESSORIES ACCESSOIRES		
CODIGO CODE	DESIGNAÇÃO DESIGNATION NOMINATION	QUANTIDADE QUANTITY QUANTITÉ
205162	CARRINHO OS Nº5 ROLLER BEARING ROULEAU	8
205161	CARRINHO-GUIA OS SUPERIOR Nº3 UPPER-GUIDE ROLLER BEARING N3 ROULEAU-GUIDE SUPÉRIEUR N3	8
205172	ESQUADRO 18-2210-D BLOCKING BRACKET ÉQUERRE	8
213017	CANTO ALINHAMENTO OS ANGLE ANGLE	8
202312	CONTRA-FECHO OS INOX 316L COUNTER LOCK BRACKET CONTRE-FERMETURE SUPPORT	9
213217	AMORTECEDOR OS SHOCK ABSORBER AMORTISSEUR	9
280007	TESTA OS STRIKING PLATE GÂCHE	9
201065	FECHO LATERAL OS Nº3 Nº3 LATERAL LOCK SERRURE LATÉRALE Nº3	3
228166	MOLA PARA RETENÇÃO DE FECHO OS OS LOCK RETAINER SPRING RESSORT DE RETENUE POUR FERMETURE OS	3
210094	TOPO CENTRAL Nº2 OS-V2 ESQUERDO CENTRAL Nº2 LEFT END-CAP EMBOUT CENTRAL Nº2 GAUCHE	4
210095	TOPO CENTRAL Nº2 OS-V2 DIREITO CENT. Nº2 RIGHT END-CAP EMBOUT CENT. Nº2 DROITE	4
210137	TOPO LATERAL SUPINF Nº3 OS-V2 LAT. UPPER/LOWER Nº3 OS-V2 END-CAP EMBOUT LAT SUPINF Nº3 OS-V2	6
213273	CORTA-VENTO OS SUPERIOR UPPER CENTRAL GASKET PIÈCE D'ÉTANCHÉITE SUPÉRIEUR	2
213274	CORTA-VENTO OS INFERIOR LOWER CENTRAL GASKET PIÈCE D'ÉTANCHÉITE INFÉRIEUR	2
210260	TOPO P/ OS 33 END-CAP EMBOUT	6
212258	CONJUNTO TOPOS CANTO OS 55 OS 55 END-CAP KIT KIT D'EMBOUT OS 55	1
212066	CONJUNTO TOPOS OS 61 OS 61 END-CAP KIT KIT D'EMBOUT OS 61	4
210268	GOTEIRA C/ VÁLVULA SVE FLAP VALVE CLAPET À VOILE	DIVERSOS DIVERSES LOWERS
210265	GOTEIRA C/ VÁLVULA BOLA BALL VALVE CLAPET À BILLE	DIVERSOS DIVERSES DIVERS
290020	PARAFUSO PAR 006 SCREW VIS	DIVERSOS DIVERSES DIVERS
215078	PEÇA ANTI-LEVANTAMENTO OS ANTI-LIFT ACCESSORY ANTI-LEVAGE ACCESSOIRE	3
215083	ANTI-LEVANTAMENTO GUIA INOX OS OS GUIDE ANTI-LIFT ACCESSORY ACCESSOIRE ANTI-LEVAGE POUR GUIDE INOX OS	4
215194	CHAPA BLOQUEIO PELÚCIA PILE SEAL LOCK PLATE PLAQUE DE VERROUILLAGE DE JOINT BROSSÉ	8
210510	TOPO BLOQUEIO PELÚCIA CV PILE SEAL LOCK END-CAP CV EMBOUT DE VERROUILLAGE DE JOINT BROSSÉ CV	8
212246	CONJ. TOPOS CAL/SOL OS-D 2-RAIL DRAINAGE CHANNEL/SILL OS-D 2-RAIL END-CAP KIT KIT D'EMBOUT DE GOUTTIÈRE/SEUIL OS-D 2-RAIL	1

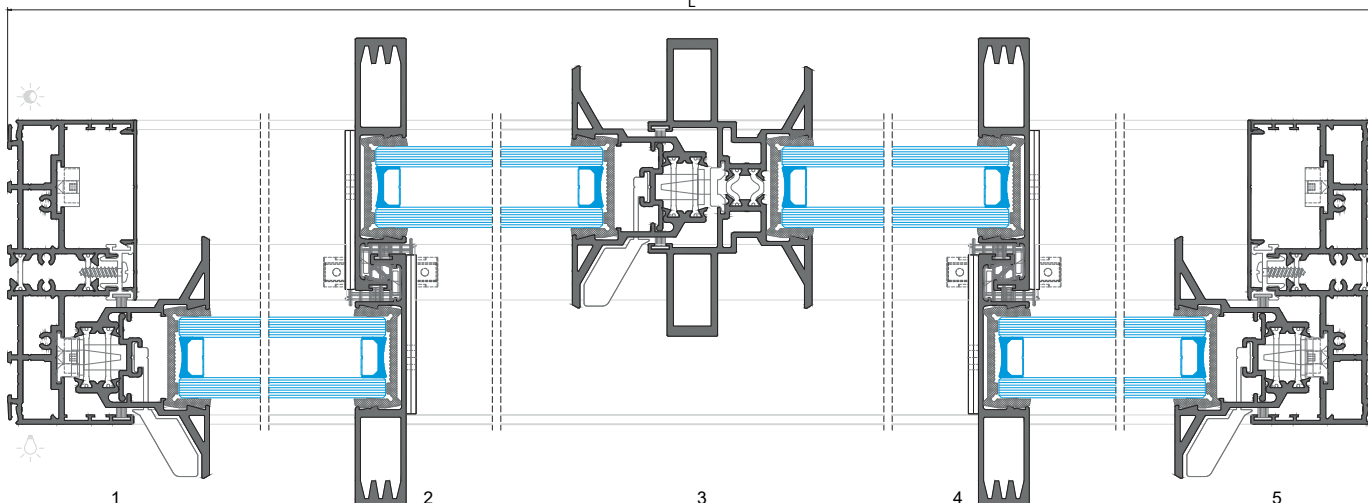
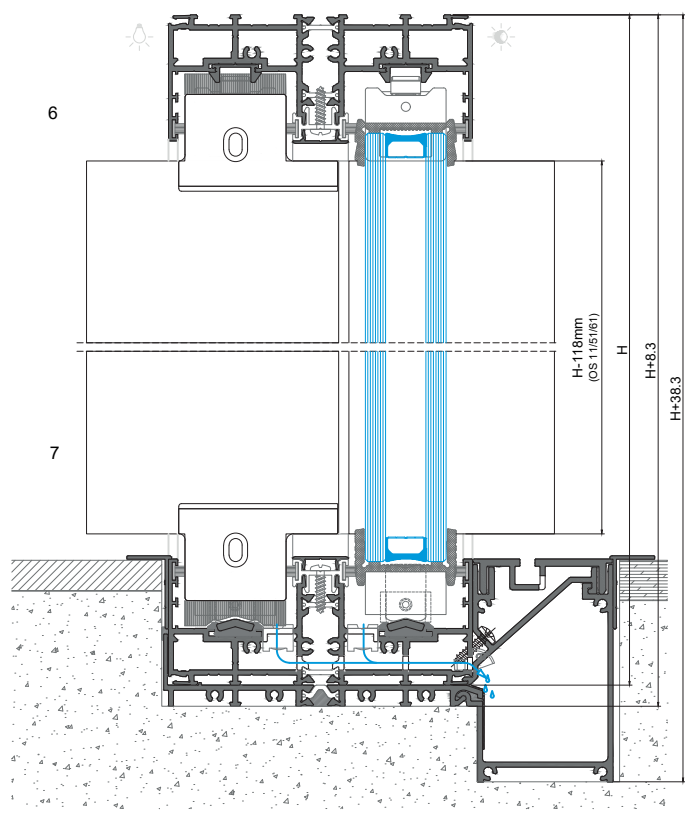
VEDANTES SEALENTS JOINTS		
CODIGO CODE	DESIGNAÇÃO DESIGNATION NOMINATION	QUANTIDADE QUANTITY QUANTITÉ
208458 ou or ou	PELÚCIA 7x7 Cinza PILE SEAL JOINT BROSSÉ	10H
208467	PELÚCIA 7x7 Preta PILE SEAL JOINT BROSSÉ	
208450	PELÚCIA 7x5.5 PILE SEAL JOINT BROSSÉ	8L1 + 8L2
208597	PELÚCIA SRF SRF 4X8X100 2P1M PILE SEAL JOINT BROSSÉ	8un.
208499	VD 2063.N	4H
208193	VD 2060	2L1 + 2L2



JANELA DE CORRER 4 FOLHAS - COM PERFIL OS 27
4 SASHES SLIDING WINDOW - WITH OS 27 PROFILE
FENÊTRE COULISSANT 4 VANTAOX - AVEC PROFILÉ OS 27



VEDANTES SEALENTS JOINTS		
CÓDIGO CODE	DESIGNAÇÃO DESIGNATION / NOMINATION	QUANTIDADE QUANTITY / QUANTITE
208458	PELÚCIA 7x7 Cinza PILE SEAL / JOINT BROSSE ou or ou	10H
208467	PELÚCIA 7x7 Preta PILE SEAL / JOINT BROSSE	
208450	PELÚCIA 7x5.5 PILE SEAL / JOINT BROSSE	8L
208597	PELÚCIA SRF SRF 4X8X100 2P1M PILE SEAL / JOINT BROSSE	8un.
208499	VD 2063.N	4H
208193	VD 2060	2L

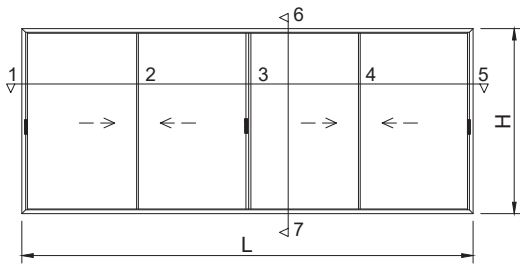


PERFIS PROFILES PROFILÉS					
CÓDIGO CODE	DESIGNAÇÃO DESIGNATION / NOMINATION	CORTE HORIZ. HORIZONTAL DETAIL	CORTE VERT. VERTICAL DETAIL	QUANT. QUANTITY	CORTE CUT
SO 11	ARO FIXO FIXED FRAME DORMANT	L	H	2+2	
OS 27	PERFIL UNIÃO 3/4 F UNION PROFILE / PROFILÉ D'UNION	-	H-118	1	
OS 61	ARO MÓVEL CENTRAL PROFILE / PROFILÉ	-	H-118	4	
OS 72	ARO MÓVEL LATERAL MOBILE FR. / OUVRANT	-	H-118	3	
OS 33	VARETA ROD PROFILE TIGE	-	H-222	3	
SO 60	TAMPA DE CANAL TRACK COVER / PROFILÉ CACHE CANAL	-	H-46	2	
OS 35	GUIA SUP. UPPER GUIDE / GUIDE SUPÉRIEUR	L-46	-	2	
OS 801	GUIA INF. INOX LOWER GUIDE / GUIDE INFÉRIEUR	L-46	-	2	
OS 95	POLIAMIDA POLYAMIDE / POLYAMIDE	(L-136)/4 (L-119)/2	H-74	4 2	+2
OS 30	PERFIL REMATE PROFILE / PROFILÉ	(L2)-60 (L4)-49	-	2 4	
SO 82	PERFIL SOLEIRA SILL PROFILE / PROFILÉ DE SEUIL				
SO 25	PERFIL CALEIRA DRAINAGE CHANNEL / GOUTTIERE DE VIDANGE				
SO 58	TAMPA DE CALEIRA DRAINAGE CHANNEL GRID / GRILLE POUR GOUTTIERE DE VIDANGE				
VO 11	PERFIL FIXAÇÃO TAMPA DRAINAGE CHANNEL GRID FIX. PROF. / PROF. FIXATION GRILLE				

CONSULTAR DEPARTAMENTO TÉCNICO
CONSULT TECHNICAL DEPARTMENT
CONSULTER DÉPARTEMENT TECHNIQUE

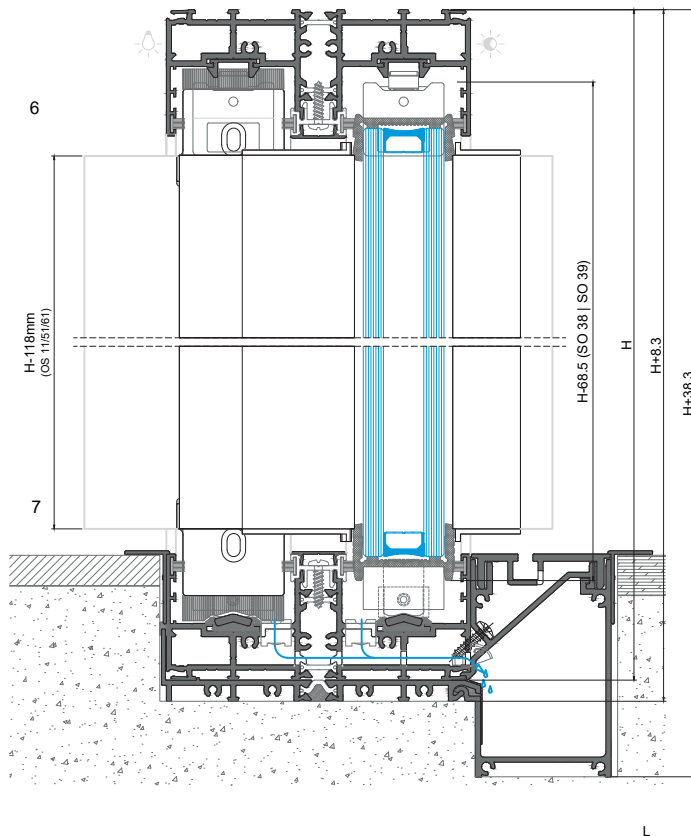
ACESSÓRIOS ACCESSORIES ACCESSOIRES		
CÓDIGO CODE	DESIGNAÇÃO DESIGNATION / NOMINATION	QUANTIDADE QUANTITY / QUANTITE
205162	CARRINHO OS Nº5 ROLLER BEARING / ROULEAU	8
205161	CARRINHO-GUIA OS SUPERIOR Nº3 UPPER-GUIDE ROLLER BEARING N3 / ROULEAU-GUIDE SUPÉRIEUR N3	8
205172	ESQUADRO 18-2210-D BLOCKING BRACKET / ÉQUERRE	8
213017	CANTO ALINHAMENTO OS ANGLE / ANGLE	8
202312	CONTRA-FECHO OS INOX 316L COUNTER-LOCK BRACKET / CONTRE-FERMETURE SUPPORT	9
213217	AMORTECEDOR OS SHOCK ABSORBER / AMORTISSEUR	9
280007	TESTA OS STRIKING PLATE / GÂCHE	9
201065	FECHO LATERAL OS Nº3 Nº3 LATERAL LOCK / SERRURE LATÉRALE Nº3	3
228166	MOLA PARA RETENÇÃO DE FECHO OS OS LOCK RETAINER SPRING / RESSORT DE RETENUE POUR FERMETURE OS	3
210094	TOPO CENTRAL Nº2 OS-V2 ESQUERDO CENTRAL Nº2 LEFT END-CAP / EMBOUT CENTRAL Nº2 GAUCHE	4
210095	TOPO CENTRAL Nº2 OS-V2 DIREITO CENT. Nº2 RIGHT END-CAP / EMBOUT CENT. Nº2 DROITE	4
210137	TOPO LATERAL SUP/INF Nº3 OS-V2 LAT. UPPER/LOWER Nº3 OS-V2 END-CAP / EMBOUT LAT SUP/INF Nº3 OS-V2	6
213273	CORTA-VENTO OS SUPERIOR UPPER CENTRAL GASKET / PIÈCE D'ÉTANCHÉITE SUPÉRIEUR	2
213274	CORTA-VENTO OS INFERIOR LOWER CENTRAL GASKET / PIÈCE D'ÉTANCHÉITE INFÉRIEUR	2
210260	TOPO P/ OS 33 END-CAP / EMBOUT	6
212066	CONJUNTO TOPOS OS 61 OS 61 END-CAP KIT / KIT D'EMBOUT OS 61	4
212124	CONJ. TOPOS PARA OS 27 END-CAPS / EMBOUT	2
210268	GOTEIRA C/ VÁLVULA SVE FLAP VALVE / CLAPET À VOILE	DIVERSOS DIVERSES / DIVERS
210265	GOTEIRA C/ VÁLVULA BOLA BALL VALVE / CLAPET À BILLE	DIVERSOS DIVERSES / DIVERS
290020	PARAFUSO PAR 006 SCREW / VIS	DIVERSOS DIVERSES / DIVERS
215078	PEÇA ANTI-LEVANTAMENTO OS ANTI-LIFT ACCESSORY / ANTI-LEVAGE ACCESSOIRE	2
215083	ANTI-LEVANTAMENTO GUIA INOX OS OS GUIDE ANTI-LIFT ACCESSORY / ACCESSOIRE ANTI-LEVAGE POUR GUIDE INOX OS	4
215194	CHAPA BLOQUEIO PELÚCIA PILE SEAL LOCK PLATE / PLAQUE DE VERROUILLAGE DE JOINT BROSSE	8
210510	TOPO BLOQUEIO PELÚCIA CV PILE SEAL LOCK END-CAP CV / EMBOUT DE VERROUILLAGE DE JOINT BROSSE CV	8
212246	CONJ. TOPOS CAL / SOL OS-D 2-RAIL DRAINAGE CHANNEL/SILL OS-D 2-RAIL END-CAP KIT / KIT D'EMBOUT DE GOUTTIERE/SEUIL OS-D 2-RAIL	1

JANELA DE CORRER 4 FOLHAS - COM PERFIS SO 38 + SO 39
4 SASHES SLIDING WINDOW - WITH SO 38 + SO 39 PROFILES
FENÊTRE COULISSANT 4 VANTAUX - AVEC PROFILÉS SO 38 + SO 39

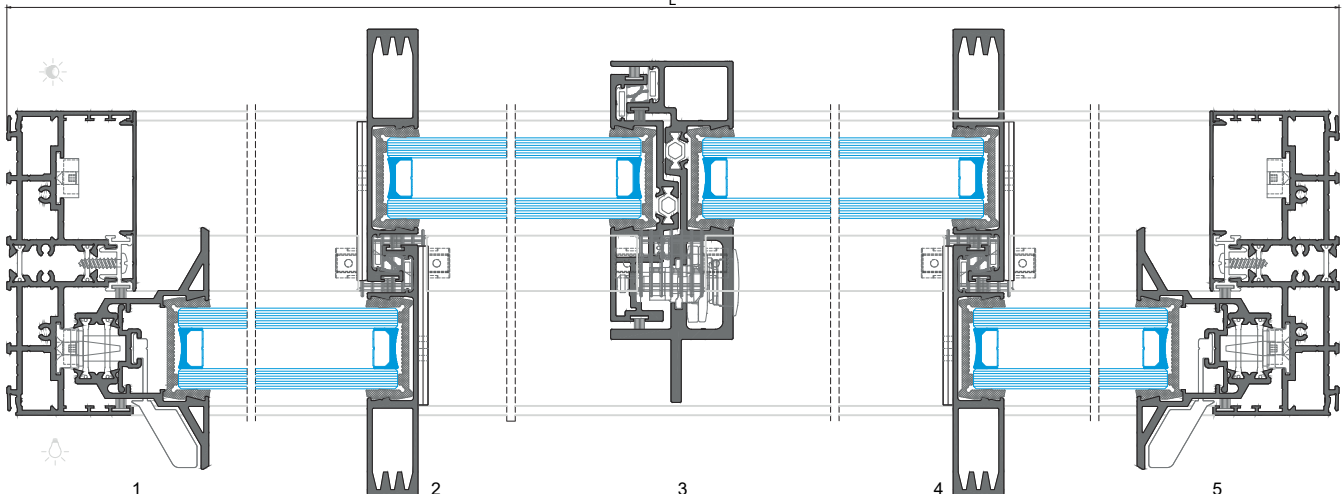


VEDANTES SEALENTS JOINTS		
CÓDIGO CODE	DESIGNAÇÃO DESIGNATION NOMINATION	QUANTIDADE QUANTITY QUANTITÉ
208458 ou or ou	PELÚCIA 7x7 Cinza PILE SEAL JOINT BRASSE	8H
208467	PELÚCIA 7x7 Preta PILE SEAL JOINT BRASSE	
208450	PELÚCIA 7x5.5 PILE SEAL JOINT BRASSE	8L+3H
208499	VD 2063.N	6H
208193	VD 2060	2L
208225	VD 2050	1H

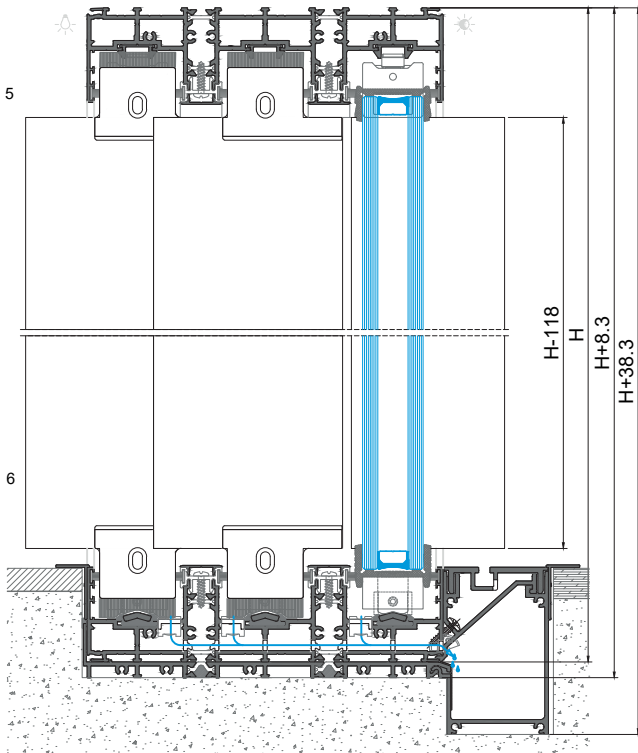
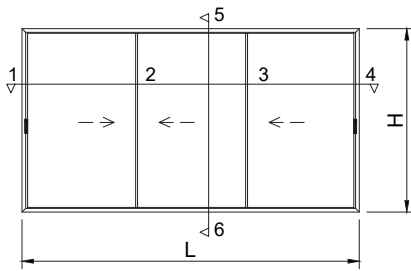
PERFIS PROFILES PROFILÉS					
CÓDIGO CODE	DESIGNAÇÃO DESIGNATION NOMINATION	CORTE HORIZ. HORIZONTAL DETAIL DÉTAIL HORIZONTAL	CORTE VERT. VERTICAL DETAIL DÉTAIL VERTICALE	QUANT. QUANTITY QUANTITÉ	CORTE CUT COUPÉ
SO 11	ARO FIXO FIXED FRAME DORMANT	L	H	2+2	
OS 61	ARO MÓVEL CENTRAL PROFILE PROFILE	-	H-118	4	
SO 38	PERFIL CENTRAL CONTRA FECHO	-	H-68.5	1	
SO 39	PERFIL CENTRAL FECHO	-	H-68.5	1	
OS 72	ARO MÓVEL LATERAL MOBILE FR. OUVRANT	-	H-118	2	
OS 33	VARETA ROD PROFILE TIGE	-	H-222	2	
SO 33	BARRA DE CREMONE DUPLA DOUBLE CREMONE ROD TIGE CREMONE DOUBLE	-	VARIÁVEL VARIABLE VARIABLE	4	
SO 60	TAMPA DE CANAL TRACK COVER PROFILE CACHE CANAL	-	H-46	2	
OS 35	GUIA SUP. UPPER GUIDE GUIDE SUPÉRIEUR	L-46	-	2	
OS 801	GUIA INF. INOX LOWER GUIDE GUIDE INFÉRIEUR	L-46	-	2	
OS 95	POLIAMIDA POLYAMIDE POLYAMIDE	(L-85)/4 (L-212)/4	H-74	4 + 2	
OS 30	PERFIL REMATE PROFILE PROFILÉ	(L-147)/4 (L-220)/4	-	4	
SO 82	PERFIL SOLEIRA SILL PROFILE PROFILÉ DE SEUIL	CONSULTAR DEPARTAMENTO TÉCNICO CONSULT TECHNICAL DEPARTMENT CONSULTER DÉPARTEMENT TECHNIQUE			
SO 25	PERFIL CALEIRA DRAINAGE CHANNEL GOUTTIERE DE VIDANGE				
SO 58	TAMPA DE CALEIRA DRAINAGE CHANNEL GRID GRILLE POUR GOUTTIERE DE VIDANGE				
SO 11	PERFIL FIXAÇÃO TAMPA DRAINAGE CHANNEL GRID FIX. PROF. PROF. FIXATION GRILLE				
VO 11					



ACESSÓRIOS ACCESSORIES ACCESSOIRES		
CÓDIGO CODE	DESIGNAÇÃO DESIGNATION NOMINATION	QUANTIDADE QUANTITY QUANTITÉ
205162	CARRINHO OS Nº5 ROLLER BEARING ROULEAU	8
205161	CARRINHO-GUIA OS SUPERIOR Nº3 UPPER-GUIDE ROLLER BEARING Nº3 ROULEAU-GUIDE SUPÉRIEUR Nº3	8
205172	ESQUADRO 18-2210-D BLOCKING BRACKET ÉQUERRE	8
213017	CANTO ALINHAMENTO OS ANGLE ANGLE	8
202312	CONTRA-FECHO OS INOX 316L COUNTER-LOCK BRACKET CONTRE-FERMETURE SUPPORT	6
213217	AMORTECEDOR OS SHOCK ABSORBER AMORTISSEUR	6
280007	TESTA OS STRIKING PLATE GÂCHE	6
201065	FECHO LATERAL OS Nº3 Nº3 LATERAL LOCK SERRURE LATÉRALE Nº3	2
228166	MOLA PARA RETENÇÃO DE FECHO OS OS LOCK-RETENTION SPRING RESSORT DE RETENUE POUR FERMETURE OS	2
210094	TOPO CENTRAL Nº2 OS-V2 ESQUERDO CENTRAL Nº2 LEFT END-CAP EMBOUT CENTRAL Nº2 GAUCHE	4
210095	TOPO CENTRAL Nº2 OS-V2 DIREITO CENT. Nº2 RIGHT END-CAP EMBOUT CENT. Nº2 DROITE	4
210137	TOPO LATERAL SUP/INF Nº3 OS-V2 LAT. UPPER/LOWER Nº3 OS-V2 END-CAP EMBOUT LAT SUP/INF Nº3 OS-V2	4
213273	CORTA-VENTO OS SUPERIOR UPPER CENTRAL GASKET PIÈCE D'ÉTANCHÉITE SUPÉRIEUR	3
213274	CORTA-VENTO OS INFERIOR LOWER CENTRAL GASKET PIÈCE D'ÉTANCHÉITE INFÉRIEUR	3
212066	CONJUNTO TOPOS OS 61 OS 61 END-CAP KIT KIT D'EMBOUT OS 61	4
210260	TOPO P/ OS 33 END-CAP EMBOUT	4
210268	GOTEIRA C/ VÁLVULA SVE FLAP VALVE CLAPET À VOILET	DIVERSOS DIVERSES DIVERS
210265	GOTEIRA C/ VÁLVULA BOLA BALL VALVE CLAPET À BILLE	DIVERSOS DIVERSES DIVERS
290020	PARAFUSO PAR 006 SCREW VIS	DIVERSOS DIVERSES DIVERS
215078	PEÇA ANTI-LEVANTAMENTO OS ANTI-LIFT ACCESSORY ANTI-LEVAGE ACCESSOIRE	2
215083	ANTI-LEVANTAMENTO GUIA INOX OS OS GUIDE ANTI-LIFT ACCESSORY ACCESSOIRE ANTI-LEVAGE POUR GUIDE INOX OS	4
215194	CHAPA BLOQUEIO PELÚCIA PILE SEAL LOCK PLATE PLAQUE DE VERROUILLAGE DE JOINT BRASSE	8
210510	TOPO BLOQUEIO PELÚCIA CV1 PILE SEAL LOCK END-CAP CV EMBOUT DE VERROUILLAGE DE JOINT BRASSE CV	8
290004	PARAFUSO DIN7991 M5x8 INOX A2 SCREW VIS	4
212019	CONJ. TOPOS SO38/SO39 END-CAP KIT KIT D'EMBOUT	1
201083	FECHO EMBUTIR 180° LOCK SERRURE	1
203006 203007	CAIXA TRANSMISSÃO 180° CE DIR/ESQ GEAR BOX MÉCANISME	1
212000	CONJ. FECHO SO38/SO39 LOCK SET KIT FERMETURE	1



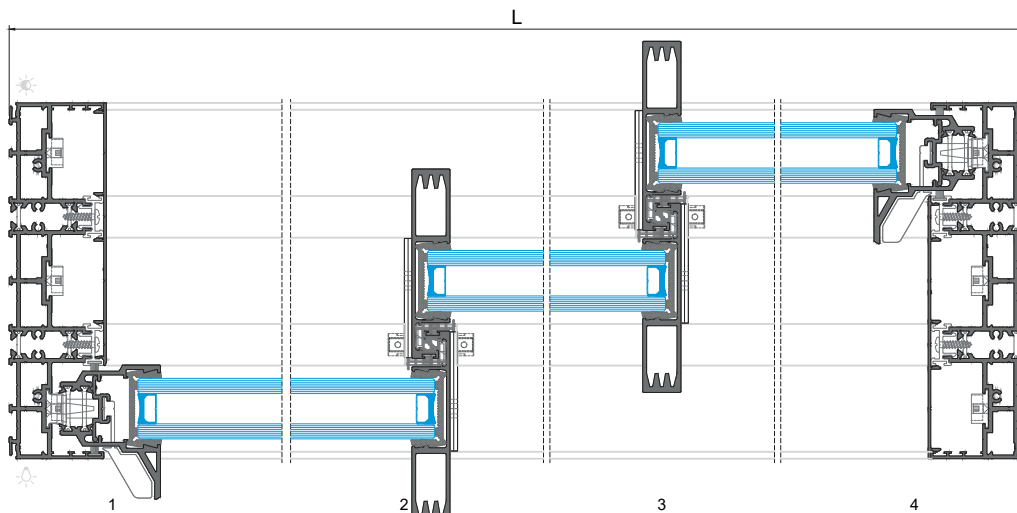
JANELA DE CORRER 3 FOLHAS
3 SASHES SLIDING WINDOW
FENÊTRE COULISSANT 3 VANTAOX



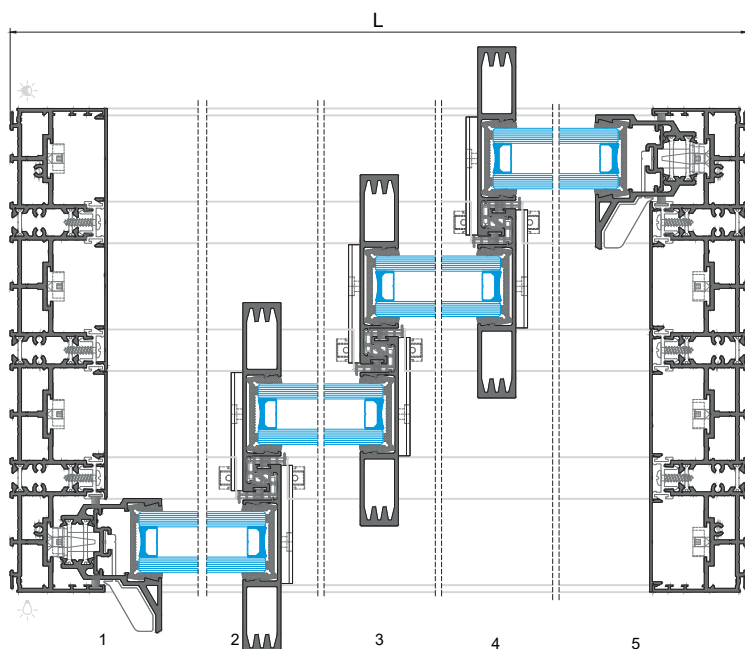
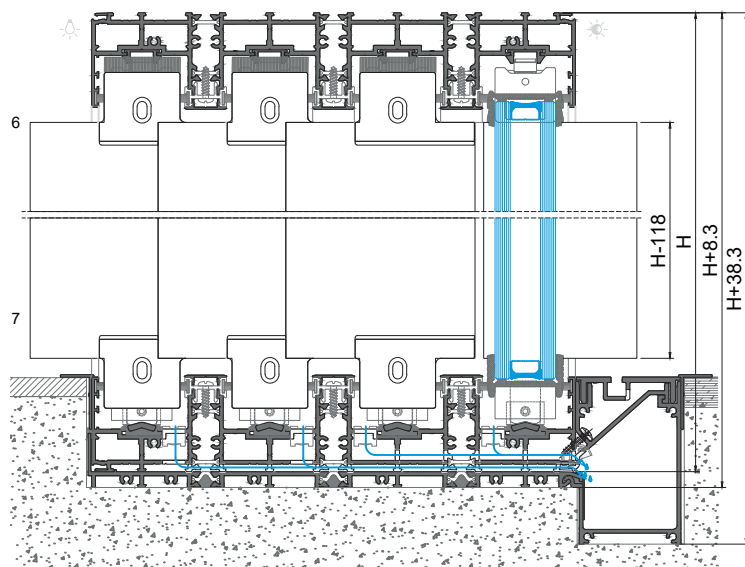
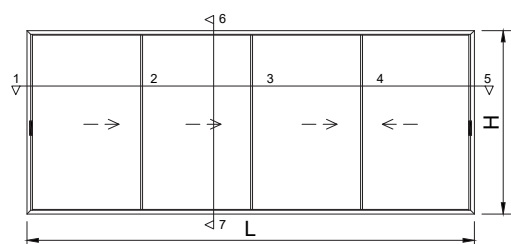
PERFIS PROFILÉS PROFILÉS					
CÓDIGO CODE	DESIGNAÇÃO DESIGNATION NOMINATION	CORTE HORIZ. HORIZONTAL DETAIL	CORTE VERT. VERTICAL DETAIL	QUANT. QUANTITY	CORTE CUT
SO 12	ARO FIXO FIXED FRAME DORMANT	L	H	2+2	
OS 61	ARO MÓVEL CENTRAL PROFILE PROFILÉ	-	H-118	4	
OS 33	VARETA ROD PROFILE TIGE	-	H-222	2	
SO 61	TAMPA DE CANAL TRACK COVER PROFILÉ CACHE CANAL	-	H-46	2	
OS 82	ARO MÓVEL LATERAL MOBILE FR. OUVRANT	-	H-118	2	
OS 35	GUIA SUP. UPPER GUIDE GUIDE SUPÉRIEUR	L-46	-	3	
OS 801	GUIA INF. INOX LOWER GUIDE GUIDE INFÉRIEUR	L-46	-	3	
OS 95	POLIAMIDA POLYAMIDE POLYAMIDE	[(L/3)-26.5 /[(L/3)-36.5]x2	H-74	4+4	
OS 30	PERFIL REMATE PROFILE PROFILÉ	[(L/3)-44]x2 /[(L/3)-42	-	4	
SO 84	PERFIL SOLEIRA SILL PROFILE PROFILÉ DE SEUIL	CONSULTAR DEPARTAMENTO TÉCNICO CONSULT TECHNICAL DEPARTMENT CONSULTER DÉPARTEMENT TECHNIQUE			
SO 25	PERFIL CALEIRA DRAINAGE CHANNEL GOÛTTIÈRE DE VIDANGE				
SO 58	TAMPA DE CALEIRA DRAINAGE CHANNEL GRID GRILLE POUR GOÛTTIÈRE DE VIDANGE				
VO 11	PERFIL FIXAÇÃO TAMPA DRAINAGE CHANNEL GRID FIX. PROF. PROF. FIXATION GRILLE				

ACESSÓRIOS ACCESSORIES ACCESSOIRES		
CÓDIGO CODE	DESIGNAÇÃO DESIGNATION NOMINATION	QUANTIDADE QUANTITY QUANTITÉ
205162	CARRINHO OS Nº5 ROLLER BEARING ROULEAU	6
205161	CARRINHO-GUIA OS SUPERIOR Nº3 UPPER-GUIDE ROLLER BEARING N3 ROULEAU-GUIDE SUPÉRIEUR N3	6
205172	ESQUADRO 18-2210-D BLOCKING BRACKET ÉQUERRE	16
213017	CANTO ALINHAMENTO OS ANGLE ANGLE	8
202312	CONTRA-FECHO OS INOX 316L COUNTER-LOCK BRACKET CONTRE-FERMETURE SUPPORT	6
213217	AMORTECEDOR OS SHOCK ABSORBER AMORTISSEUR	6
280007	TESTA OS STRIKING PLATE GÂCHE	6
201065	FECHO LATERAL OS Nº3 Nº3 LATERAL LOCK SERRURE LATÉRALE Nº3	2
228166	MOLA PARA RETENÇÃO DE FECHO OS OS LOCK RETAINER SPRING RESSORT DE RETENUE POUR FERMETURE OS	2
210094	TOPO CENTRAL Nº2 OS-V2 ESQUERDO CENTRAL Nº2 LEFT END-CAP EMBOUT CENTRAL Nº2 GAUCHE	4
210095	TOPO CENTRAL Nº2 OS-V2 DIREITO CENT. Nº2 RIGHT END-CAP EMBOUT CENT. Nº2 DROITE	4
210137	TOPO LATERAL SUP/INF Nº3 OS-V2 LAT. UPPER/LOWER Nº3 OS-V2 END-CAP EMBOUT LAT SUP/INF Nº3 OS-V2	4
213273	CORTA-VENTO OS SUPERIOR UPPER CENTRAL GASKET PIÈCE D'ÉTANCHÉITE SUPÉRIEUR	2
213274	CORTA-VENTO OS INFERIOR LOWER CENTRAL GASKET PIÈCE D'ÉTANCHÉITE INFÉRIEUR	2
210260	TOPO P/ OS 33 END-CAP EMBOUT	4
212066	CONJUNTO TOPOS OS 61 OS 61 END-CAP KIT KIT D'EMBOUT OS 61	4
210268	GOTEIRA C/ VÁLVULA SVE FLAP VALVE CLAPET À VOLET	DIVERSOS DIVERSES DIVERS
210265	GOTEIRA C/ VÁLVULA BOLA BALL VALVE CLAPET À BILLE	DIVERSOS DIVERSES DIVERS
290020	PARAFUSO PAR 006 SCREW VIS	DIVERSOS DIVERSES DIVERS
215078	PEÇA ANTI-LEVANTAMENTO OS ANTI-LIFT ACCESSORY ANTI-LEVAGE ACCESSOIRE	2
215083	ANTI-LEVANTAMENTO GUIA INOX OS OS GUIDE ANTI-LIFT ACCESSORY ACCESSOIRE ANTI-LEVAGE POUR GUIDE INOX OS	6
215194	CHAPA BLOQUEIO PELÚCIA PILE SEAL LOCK PLATE PLAQUE DE VERROUILLAGE DE JOINT BROSSÉ	8
210510	TOPO BLOQUEIO PELÚCIA CV PILE SEAL LOCK END-CAP CV EMBOUT DE VERROUILLAGE DE JOINT BROSSÉ CV	8
212247	CONJ. TOPOS CAL./SOL. OS-D 3-RAIL DRAINAGE CHANNEL/SILL OS-D 3-RAIL END-CAP KIT KIT D'EMBOUT DE GOÛTTIÈRE/SEUIL OS-D 3-RAIL	1

VEDANTES SEALENTS JOINTS		
CÓDIGO CODE	DESIGNAÇÃO DESIGNATION NOMINATION	QUANTIDADE QUANTITY QUANTITÉ
208458 ou 208467	PELÚCIA 7x7 Cinza PILE SEAL JOINT BROSSÉ ou or ou	8H
208450	PELÚCIA 7x7 Preta PILE SEAL JOINT BROSSÉ	8H
208450	PELÚCIA 7x5.5 PILE SEAL JOINT BROSSÉ	12L
208597	PELÚCIA SRF SRF 4X8X100 2P1M PILE SEAL JOINT BROSSÉ	8un.
208499	VD 2063.N	4H
208193	VD 2060	3L



JANELA DE CORRER 4 FOLHAS
4 SASHES SLIDING WINDOW
FENÊTRE COULISSANT 4 VANTAUX



PERFIS | PROFILES | PROFILÉS

CÓDIGO CODE	DESIGNAÇÃO DESIGNATION NOMINATION	CORTE HORIZ. HORIZONTAL DETAIL	CORTE VERT. VERTICAL DETAIL	QUANT. QUANTITY	CORTE CUT
OS 13	ARO FIXO FIXED FRAME DORMANT	L	H	2+2	
OS 82	ARO MÓVEL LATERAL MOBILE FR. OUVRANT	-	H-118	2	
OS 33	VARETA ROD PROFILE TIGE	-	H-222	2	
OS 61	ARO MÓVEL CENTRAL PROFILE PROFILÉ	-	H-118	6	
OS 801	GUIA INF. INOX LOWER GUIDE GUIDE INFÉRIEUR	L-46	-	4	
OS 35	GUIA SUP. UPPER GUIDE GUIDE SUPÉRIEUR	L-46	-	4	
OS 95	POLIAMIDA POLYAMIDE POLYAMIDE	(L-57)/4 (L-98)/2 (3xL-337)/4	H-74	4 4 + 6 4	
OS 30	PERFIL REMATE PROFILE PROFILÉ	(L-120)/4 (L-130)/2 (3xL-400)/4	-	4 4 4	
SO 63	TAMPA DE CANAL TRACK COVER PROFILE CACHE CANAL	-	H-46	2	
SO 61	TAMPA DE CANAL TRACK COVER PROFILE CACHE CANAL	-	H-46	2	
SO 83	PERFIL SOLEIRA SILL PROFILE PROFILÉ DE SEUIL	CONSULTAR DEPARTAMENTO TÉCNICO CONSULT TECHNICAL DEPARTMENT CONSULTER DÉPARTEMENT TECHNIQUE			
SO 25	PERFIL CALEIRA DRAINAGE CHANNEL GOUTTIÈRE DE VIDANGE				
SO 58	TAMPA DE CALEIRA DRAINAGE CHANNEL GRID GRILLE POUR GOUTTIÈRE DE VIDANGE				
VO 11	PERFIL FIXAÇÃO TAMPA DRAINAGE CHANNEL GRID FIX. PROF. PROF. FIXATION GRILLE				

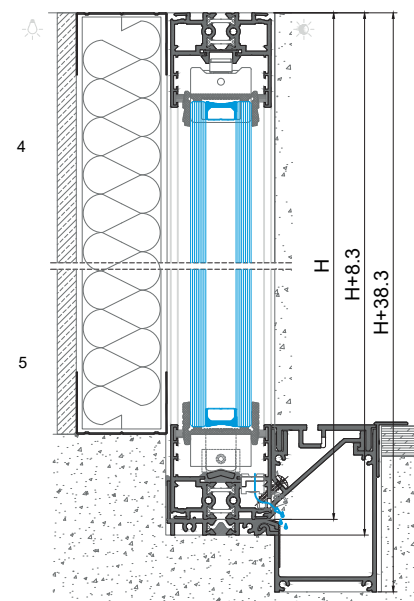
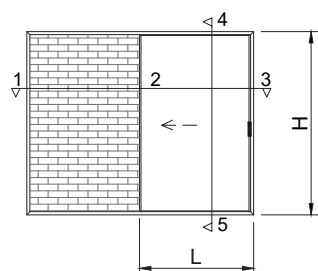
ACESSÓRIOS | ACCESSORIES | ACCESSOIRES

CÓDIGO CODE	DESIGNAÇÃO DESIGNATION NOMINATION	QUANTIDADE QUANTITY QUANTITÉ
205162	CARRINHO OS Nº5 ROLLER BEARING ROULEAU	8
205161	CARRINHO-GUIA OS SUPERIOR Nº3 UPPER-GUIDE ROLLER BEARING N3 ROULEAU-GUIDE SUPÉRIEUR N3	8
205172	ESQUADRO 18-2210-D BLOCKING BRACKET ÉQUERRE	16
213017	CANTO ALINHAMENTO OS ANGLE ANGLE	8
202312	CONTRA-FECHO OS INOX 316L COUNTER-LOCK BRACKET CONTRE-FERMETURE SUPPORT	6
213217	AMORTECEDOR OS SHOCK ABSORBER AMORTISSEUR	6
280007	TESTA OS STRIKING PLATE GÂCHE	6
201065	FECHO LATERAL OS Nº3 Nº3 LATERAL LOCK SERRURE LATÉRALE Nº3	2
228166	MOLA PARA RETENÇÃO DE FECHO OS OS LOCK RETAINER SPRING RESSORT DE RETENUE POUR FERMETURE OS	2
210094	TOPO CENTRAL Nº2 OS-V2 ESQUERDO CENTRAL Nº2 LEFT END-CAP EMBOUT CENTRAL Nº2 GAUCHE	6
210095	TOPO CENTRAL Nº2 OS-V2 DIREITO CENT. Nº2 RIGHT END-CAP EMBOUT CENT. Nº2 DROITE	6
210137	TOPO LATERAL SUP/INF Nº3 OS-V2 LAT. UPPER/LOWER Nº3 OS-V2 END-CAP EMBOUT LAT SUP/INF Nº3 OS-V2	4
213273	CORTA-VENTO OS SUPERIOR UPPER CENTRAL GASKET PIÈCE D'ÉTANCHÉITE SUPÉRIEUR	3
213274	CORTA-VENTO OS INFERIOR LOWER CENTRAL GASKET PIÈCE D'ÉTANCHÉITE INFÉRIEUR	3
212066	CONJUNTO TOPOS OS 61 OS 61 END-CAP KIT KIT D'EMBOUT OS 61	6
210280	TOPO P/ OS 33 END-CAP EMBOUT	4
210268	GOTEIRA C/ VÁLVULA SVE FLAP VALVE CLAPET À VOILE	DIVERSOS DIVERSES DIVERS
210265	GOTEIRA C/ VÁLVULA BOLA BALL VALVE CLAPET À BILLE	DIVERSOS DIVERSES DIVERS
290020	PARAFUSO PAR 006 SCREW VIS	DIVERSOS DIVERSES DIVERS
215078	PEÇA ANTI-LEVANTAMENTO OS ANTI-LIFT ACCESSORY ANTI-LEVAGE ACCESSOIRE	2
215083	ANTI-LEVANTAMENTO GUIA INOX OS OS GUIDE ANTI-LIFT ACCESSORY ACCESSOIRE ANTI-LEVAGE POUR GUIDE INOX OS	8
215194	CHAPA BLOQUEIO PELÚCIA PILE SEAL LOCK PLATE PLAQUE DE VERROUILLAGE DE JOINT BROSSÉ	12
210510	TOPO BLOQUEIO PELÚCIA CV PILE SEAL LOCK END-CAP CV EMBOUT DE VERROUILLAGE DE JOINT BROSSÉ CV	12
212251	CONJ. TOPOS CAL /SOL OS-D 4-RAIL 4-RAIL END-CAP KIT KIT D'EMBOUT DE GOUTTIÈRE/SEUIL OS-D 4-RAIL	1

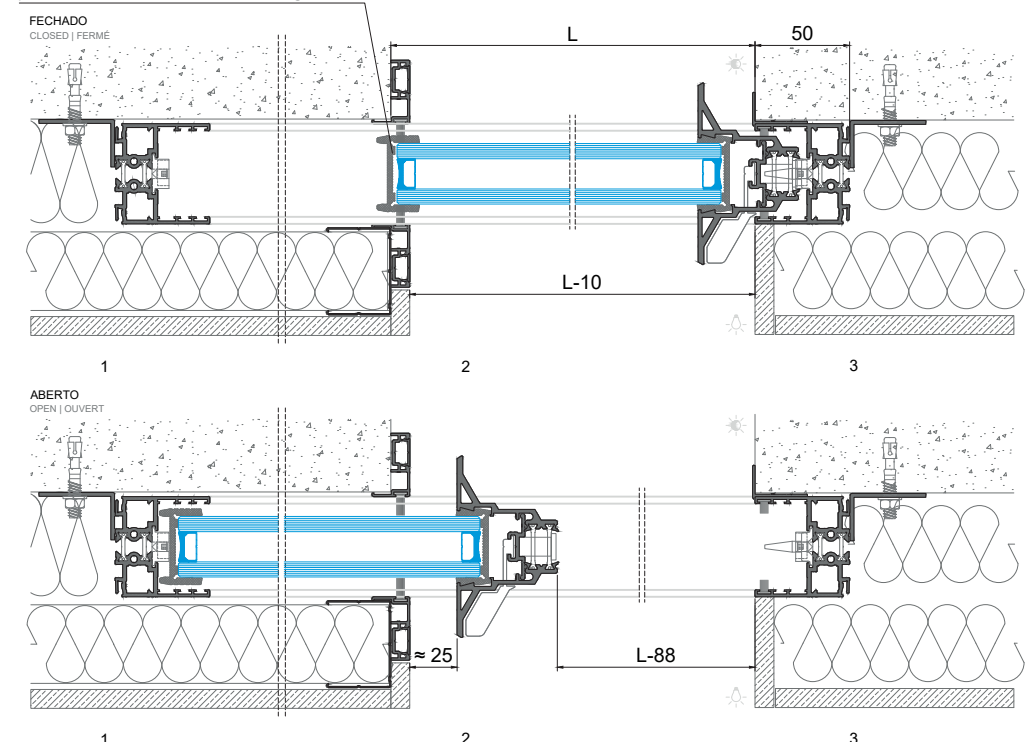
VEDANTES | SEALENTS | JOINTS

CÓDIGO CODE	DESIGNAÇÃO DESIGNATION NOMINATION	QUANTIDADE QUANTITY QUANTITÉ
208458 ou 191 ou 194	PELÚCIA 7x7 Cinza PILE SEAL JOINT BROSSÉ	10H
208467	PELÚCIA 7x7 Preta PILE SEAL JOINT BROSSÉ	
208450	PELÚCIA 7x5.5 PILE SEAL JOINT BROSSÉ	16L
208597	PELÚCIA SRF SRF 4X8X100 2P1M PILE SEAL JOINT BROSSÉ	12un.
208499	VD 2063.N	6H
208193	VD 2060	4L

JANELA DE CORRER DE EMBUTIR COM 1 FOLHA
1 SASH POCKET SLIDING WINDOW
FENÊTRE COULISSANT À GALANDAGE 1 VANTAIL



Na encomenda do vidro, indicar a posição do vidro interior/exterior e esquerda/direita
When placing the order, please mention the position of the glass inside/outside and left/right
A la passation de commande, veuillez indiquer la position du verre intérieure/extérieure et gauche/droite



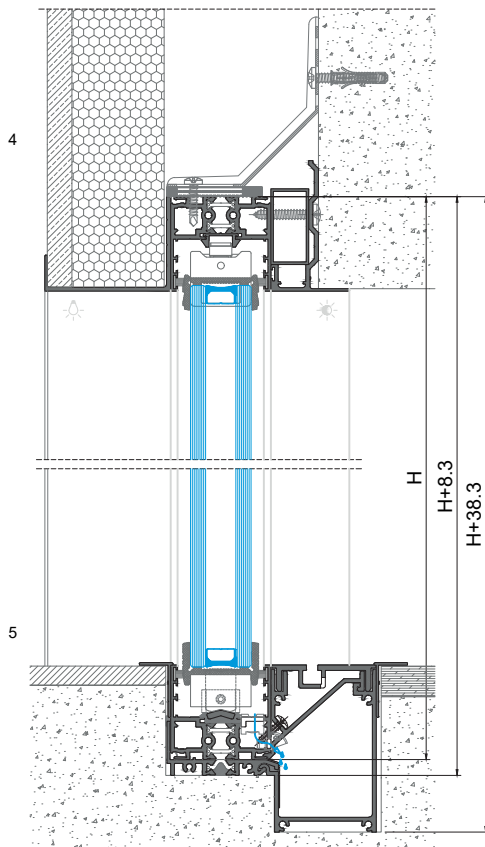
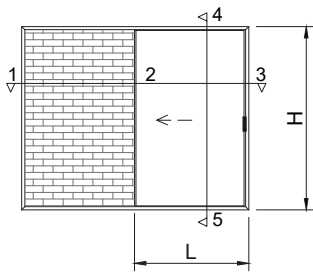
PERFIS PROFILES PROFILÉS					
CÓDIGO CODE	DESIGNAÇÃO DESIGNATION NOMINATION	CORTE HORIZ. HORIZONTAL DETAIL	CORTE VERT. VERTICAL DETAIL	QUANT. QUANTITY	CORTE CUT
SO 14	ARO FIXO FIXED FRAME DORMANT	(Lx2)+13	H	2+2	
OS 33	VARETA PROFILE PROFILE	-	H-222	1	
OS 72	ARO MÓVEL LAT. MOBILE FR. OUVRANT	-	H-118	1	
OS 801	GUIA (INOX) LOWER GUIDE GUIDE INFÉRIEUR	(Lx2)-33	-	1	
OS 35	GUIA UPPER GUIDE GUIDE SUPÉRIEUR	(Lx2)-33	-	1	
AT 30	PERFIL REMATE PROFILE PROFILE*	-	H	2	
JF 66	PERFIL REMATE PROFILE PROFILE*	-	H	2	
JM 81	PERFIL REMATE PROFILE PROFILE*	-	H	1	
SO 80	PERFIL SOLEIRA SILL PROFILE PROFILÉ DE SEUIL	CONSULTAR DEPARTAMENTO TÉCNICO CONSULT TECHNICAL DEPARTMENT CONSULTER DÉPARTEMENT TECHNIQUE			
SO 25	PERFIL CALEIRA DRAINAGE CHANNEL GOUTTIÈRE DE VIDANGE				
SO 58	TAMPA DE CALEIRA GRID GRILLE POUR GOUTTIÈRE DE VIDANGE				
VO 11	PERFIL FIXAÇÃO TAMPA DRAINAGE CHANNEL GRID FIX. PROF. PROF. FIXATION GRILLE				

* Opcional | Optional | Optionnel

ACESSÓRIOS ACCESSORIES ACCESSOIRES		
CÓDIGO CODE	DESIGNAÇÃO DESIGNATION NOMINATION	QUANTIDADE QUANTITY QUANTITÉ
205162	CARRINHO OS Nº 5 ROLLER BEARING ROULEAU	2
205161	CARRINHO-GUIA OS SUPERIOR Nº3 UPPER-GUIDE ROLLER BEARING Nº3 ROULEAU-GUIDE SUPÉRIEUR Nº3	1
205173	ESQUADRO 18-1310-C BLOCKING BRACKET ÉQUERRE	8
213017	CANTO ALINHAMENTO OS ANGLE ANGLE	8
202312	CONTRA-FECHO OS INOX 316L COUNTER-LOCK BRACKET C-FERMETURE SUPPORT	3
213217	AMORTECEDOR OS SHOCK ABSORBER AMORTISSEUR	3
280007	TESTA OS STRIKING PLATE GÂCHE	3
201065	FECHO LAT. OS Nº3 Nº3 LATERAL LOCK SERRURE LATÉRALE Nº3	1
228166	MOLA DE RETENÇÃO PARA FECHO OS RETAINER SPRING FOR OS LOCK RESSORT DE RETENUE POUR FERMETURE OS	1
210137	TOPO LATERAL SUP/INF Nº3 OS-V2 LAT. UPPER/LOWER Nº3 OS-V2 END-CAP EMBOUT LAT SUP/INF Nº3 OS-V2	2
210288	GOTEIRA C/ VÁLVULA SVE FLAP VALVE CLAPET À VOLET	DIVERSOS DIVERSES DIVERS
210285	GOTEIRA C/ VÁLVULA BOLA BALL VALVE CLAPET À BILLE	DIVERSOS DIVERSES DIVERS
290020	PARAFUSO PAR 006 SCREW VIS	DIVERSOS DIVERSES DIVERS
210260	TOPO P/ OS 33 END-CAP EMBOUT	2
215078	PEÇA ANTI-LEVANTAMENTO OS ANTI-LIFT ACCESSORY ANTI-LEVAGE ACCESSOIRE	1
215083	ANTI-LEVANTAMENTO GUIA INOX OS OS GUIDE ANTI-LIFT ACCESSORY ACCESSOIRE ANTI-LEVAGE POUR GUIDE INOX OS	2
215194	CHAPA BLOQUEIO PELÚCIA PILE SEAL LOCK PLATE PLAQUE DE VERROUILLAGE DE JOINT BROSSÉ	4
212245	CONJ. TOPOS CAL/SOL OS-D 1-RAIL DRAINAGE CHANNEL/SILL OS-D 1-RAIL END-CAP KIT KIT D'EMBOUT DE GOUTTIÈRE/SEUIL OS-D 1-RAIL	1

VEDANTES SEALENTS JOINTS		
CÓDIGO CODE	DESIGNAÇÃO DESIGNATION NOMINATION	QUANTIDADE QUANTITY QUANTITÉ
208458 ou or ou 208467	PELÚCIA 7x7 Cinza PILE SEAL JOINT BROSSÉ ou or ou PELÚCIA 7x7 Preta PILE SEAL JOINT BROSSÉ	2H
208450	PELÚCIA 7x5.5 PILE SEAL JOINT BROSSÉ	4L
208593	PELÚCIA 7x12 S-FIN PILE SEAL JOINT BROSSÉ	2H
208193	VD 2060	2L

JANELA DE CORRER DE EMBUTIR COM 1 FOLHA
1 SASH POCKET SLIDING WINDOW
FENÊTRE COULISSANT À GALANDAGE 1 VANTAIL

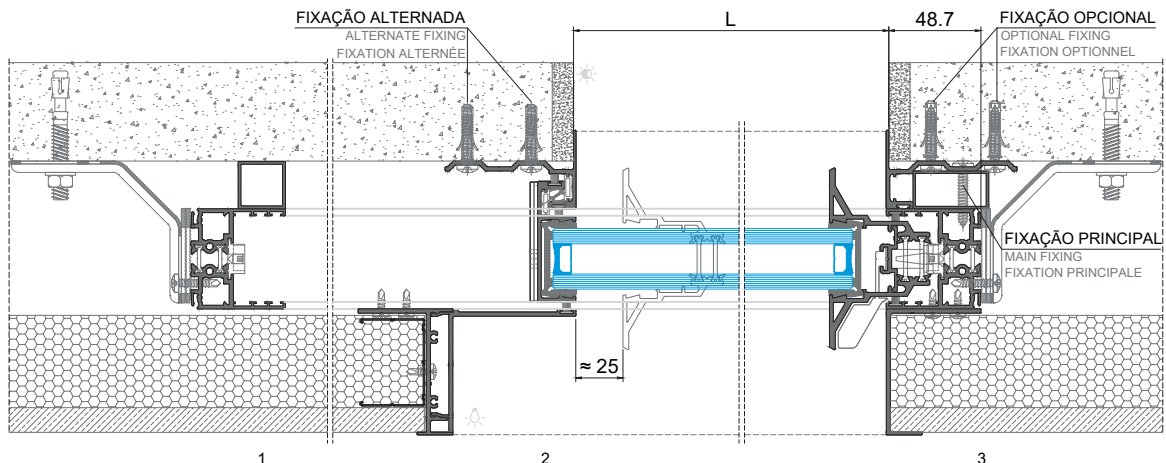


PERFIS PROFILES PROFILÉS					
CÓDIGO CODE	DESIGNAÇÃO DESIGNATION NOMINATION	CORTE HORIZ. HORIZONTAL DETAIL	CORTE VERT. VERTICAL DETAIL	QUANT. QUANTITY	CORTE CUT
SO 14	ARO FIXO FIXED FRAME DORMANT	(Lx2)+65	H	2+2	
OS 72	ARO MÓVEL LATERAL MOBILE FR. OUVRANT	-	H-118	1	
OS 33	VARETA ROD PROFILE TIGE	-	H-222	1	
OS 11	ARO MÓVEL CENTRAL PROFILE PROFILÉ	-	H-118	1	
OS 801	GUIA INF. INOX LOWER GUIDE GUIDE INFÉRIEUR	(Lx2)+19	-	1	
OS 35	GUIA SUP. UPPER GUIDE GUIDE SUPÉRIEUR	(Lx2)+19	-	1	
SO 45	PERFIL REMATE PROFILE PROFILÉ				
SO 46	PERFIL REMATE PROFILE PROFILÉ				
SO 47	PERFIL REMATE PROFILE PROFILÉ				
SO 48	PERFIL REMATE PROFILE PROFILÉ				
JM 81	PERFIL COMPLEMENTAR COMPLEMENTAR PROFILE PROF. COMPLÉMENTAIRE				
KQ 25	PERFIL REMATE PROFILE PROFILÉ				
KP 42	PERFIL REMATE PROFILE PROFILÉ				
SO 80	PERFIL SOLEIRA SILL PROFILE PROFILÉ DE SEUIL				
SO 25	PERFIL CALEIRA DRAINAGE CHANNEL GOUTTIÈRE DE VIDANGE				
SO 58	TAMPA DE CALEIRA DRAINAGE CHANNEL GRID GRILLE POUR GOUTTIÈRE DE VIDANGE				
VO 11	PERFIL FIXAÇÃO TAMPA DRAINAGE CHANNEL GRID FIX. PROF. PROF. FIXATION GRILLE				

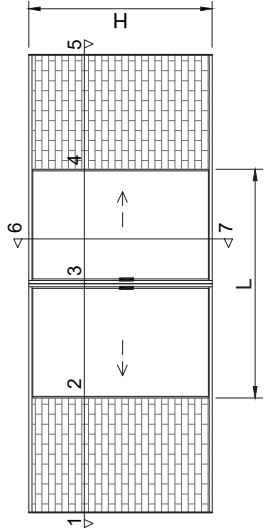
CONSULTAR DEPARTAMENTO TÉCNICO
CONSULT TECHNICAL DEPARTMENT
CONSULTER DÉPARTEMENT TECHNIQUE

ACESSÓRIOS ACCESSORIES ACCESSOIRES		
CÓDIGO CODE	DESIGNAÇÃO DESIGNATION NOMINATION	QUANTIDADE QUANTITY QUANTITÉ
205162	CARRINHO OS Nº5 ROLLER BEARING ROULEAU	2
205161	CARRINHO-GUIA OS SUPERIOR Nº3 UPPER GUIDE ROLLER BEARING N3 ROULEAU-GUIDE SUPÉRIEUR N3	2
205173	ESQUADRO 18-1310-C BLOCKING BRACKET EQUERRE	8
213017	CANTO ALINHAMENTO OS ANGLE ANGLE	8
202312	CONTRA-FECHO OS INOX 316L COUNTER-LOCK BRACKET CONTRE-FERMETURE SUPPORT	3
213217	AMORTECEDOR OS SHOCK ABSORBER AMORTISSEUR	3
280007	TESTA OS STRIKING PLATE GÂCHE	3
201065	FECHO LATERAL OS Nº3 Nº3 LATERAL LOCK SERRURE LATÉRALE Nº3	1
228166	MOLA PARA RETENÇÃO DE FECHO OS OS LOCK RETAINER SPRING RESSORT DE RETENUE POUR FERMETURE OS	1
210094	TOPO CENTRAL Nº2 OS-V2 ESQUERDO CENTRAL Nº2 LEFT END-CAP EMBOUT CENTRAL Nº2 GAUCHE	1
210095	TOPO CENTRAL Nº2 OS-V2 DIREITO CENT. Nº2 RIGHT END-CAP EMBOUT CENT. Nº2 DROITE	1
210137	TOPO LATERAL SUP/INF Nº3 OS-V2 LAT. UPPER/LOWER Nº3 OS-V2 END-CAP EMBOUT LAT SUP/INF Nº3 OS-V2	2
210268	GOTEIRA C/ VÁLVULA SVE DRIP GOUTTIÈRE	2
210265	GOTEIRA C/ VÁLVULA BOLA BALL VALVE CLAPET À BILLE	DIVERSOS DIVERSES DIVERS
290020	PARAFUSO PAR 006 SCREW VIS	DIVERSOS DIVERSES DIVERS
210260	TOPO P/ OS 33 END-CAP EMBOUT	2
215078	PEÇA ANTI-LEVANTAMENTO OS ANTI-LIFT ACCESSORY ANTI-LEVAGE ACCESSOIRE	1
215083	ANTI-LEVANTAMENTO GUIA INOX OS OS GUIDE ANTI-LIFT ACCESSORY ACCESSOIRE ANTI-LEVAGE POUR GUIDE INOX OS	2
215194	CHAPA BLOQUEIO PELÚCIA PILE SEAL LOCK PLATE PLAQUE DE VERROUILLAGE DE JOINT BROSSÉ	4
212245	CONJ. TOPOS CAL/SOL. OS-D 1-RAIL 1-RAIL END-CAP KIT KIT D'EMBOUT DE GOUTTIÈRE/SEUIL OS-D 1-RAIL	1

VEDANTES SEALENTS JOINTS		
CÓDIGO CODE	DESIGNAÇÃO DESIGNATION NOMINATION	QUANTIDADE QUANTITY QUANTITÉ
208458 ou of ou	208467 PELÚCIA 7x7 Cinza PILE SEAL JOINT BROSSÉ	5H
208450	PELÚCIA 7x7 Preta PILE SEAL JOINT BROSSÉ	4L
208597	PELÚCIA 7x5.5 PILE SEAL JOINT BROSSÉ	2un.
208499	VD 2063.N	2H
208193	VD 2060	2L



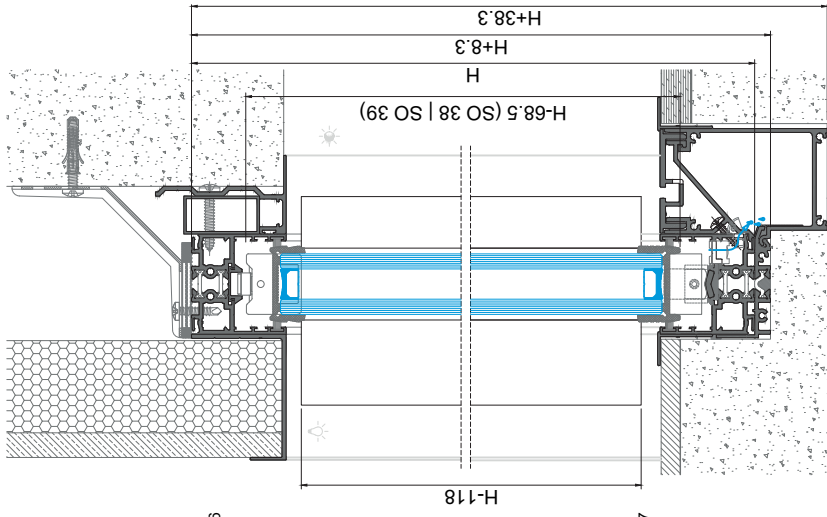
JANELA DE CORRER DE EMBUTIR COM 2 FOLHAS 1-RAI
2 SASHES 1-RAIL POCKET SLIDING WINDOW with OS 67+OS 07
FENÊTRE COULISSANT À GALANDAGE 2 VANTAUX
1-RAIL avec OS 67+OS 07



PERFIS PROFILES		CORTES SECTIONS	
CODIGO CODE	DESIGNAÇÃO DESIGNATION	HORIZ. HORIZONTAL	VERT. VERTICAL
SO 14	ARO FIXO FIXED FRAME DORMANT	(Lx2)+97	H
SO 38	PERFIL CENTRAL CONTRA FECHO	-	H-69
SO 38	PERFIL CENTRAL FECHO	-	H-69
SO 33	BARRA DE CREMONA DUPLA	VARIAVEL	4
OS 11	ARO MOVEL CENTRAL PROFILE PROFILE	-	H-118
OS 01	GUIA INF. INOX LOWER GUIDE GUIDE INFÉRIEUR	(Lx2)+51	-
OS 35	GUIA SUP. UPPER GUIDE GUIDE SUPÉRIEUR	(Lx2)+51	-
SO 45	PERFIL REMATE PROFILE PROFILE	-	-
SO 46	PERFIL REMATE PROFILE PROFILE	-	-
SO 47	PERFIL REMATE PROFILE PROFILE	-	-
SO 48	PERFIL REMATE PROFILE PROFILE	-	-
JM 81	PERFIL COMPLEMENTAR COMPLÉMENTAIRE	-	-
KQ 25	PERFIL REMATE PROFILE PROFILE	-	-
KP 42	PERFIL REMATE PROFILE PROFILE	-	-
SO 80	PERFIL SOLEIRA	-	-
SO 25	PERFIL CALEIRA	-	-
SO 58	TAMPA DE CALEIRA DRAINAGE CHANNEL	-	-
VO 11	PERFIL FIXAÇÃO TAMPA CHANNEL BRACKET PROFILE FIXATION GRILLE	-	-

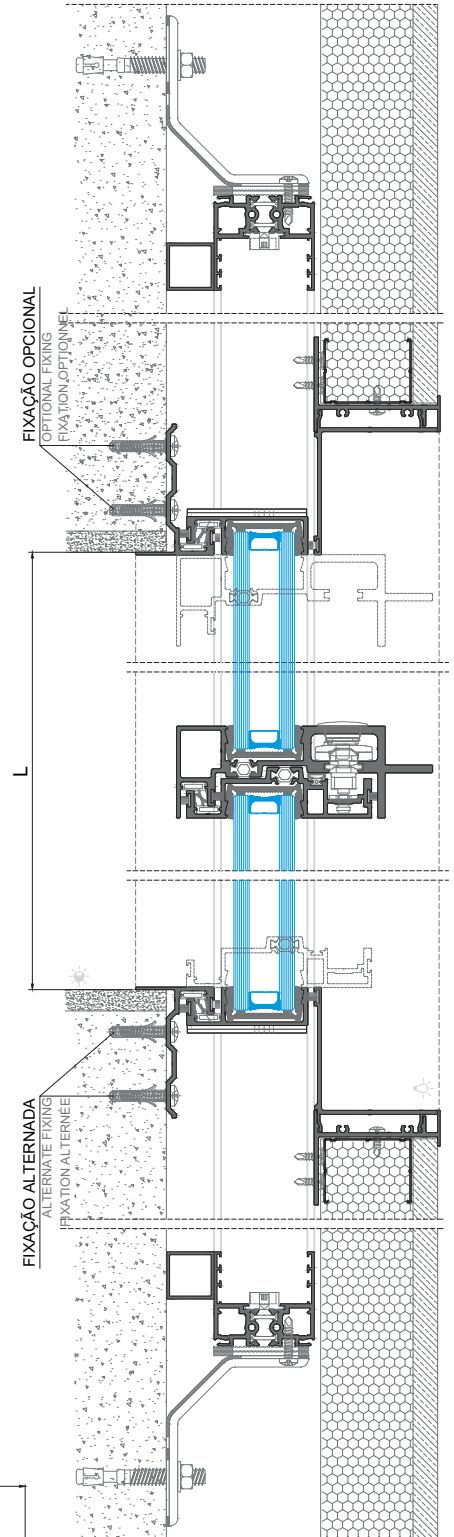
* OPCIONAL | OPTIONAL

CONSULTAR DEPARTAMENTO TÉCNICO
CONSULTER DÉPARTEMENT TECHNIQUE



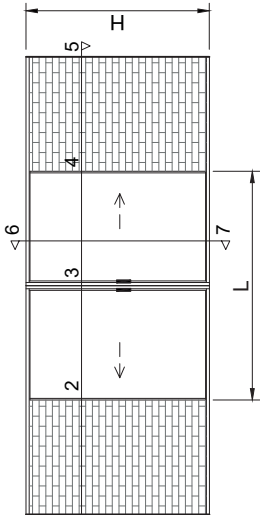
ACESSÓRIOS ACCESSORIES ACCESSOIRES		
CODIGO CODE	DESIGNAÇÃO DESIGNATION NOMINATION	QUANTIDADE QUANTITY QUANTITE
205162	CARRINHO OS N°5 ROLLER BEARING ROLLEAU	4
205161	CARRINHO-GUIA OS SUPERIOR N°3 UPPER GUIDE ROLLER BEARING N3 ROULEAU-GUIDE SUPERIEUR N3	4
205173	ESQUADRO 18-131DC BLOCKING BRACKET ÉCOURRE	8
213017	CANTO ALINHAMENTO OS ANGLE ANGLE	8
201066	FECHO CENTRAL OS N°3 N°3 CENTRAL LOCK SERRURE CENTRALE N°3	1
212066	CONJUNTO TOPOS OS 61 OS 61 END-CAP KIT KIT D'EMBOUT OS 61	1
210094	TOPO CENTRAL N°2 OS VZ ESQUERDO N°2 GAUCHE	2
210095	TOPO CENTRAL N°2 OS VZ DIREITO CENT. N°2 RIGHT END-CAP EMBOUT CENT. N°2 DROITE	2
210268	GOTEIRA C/ VÁLVULA SVE DRIP GOUTIÈRE	4
210265	GOTEIRA C/ VÁLVULA BOLA BALL VALVE CLAPET À BILLE	DIVERSOS
280020	PARAFUSO PAR 006 SCREW VIS	DIVERSOS
215083	ANTILLEVANTAMENTO GUIA INOX OS OS GUIDE ANTI-LEVER ACCESSORY ACCESSOIRE ANTI-LEVAGE POUR GUIDE INOX OS	2
215164	CHAPA BLOQUEIO PELÚCIA PELURE SEAL LOCK-PLATE PLAQUE DE VERROUILLAGE DE JOINT BROUSSE	8
212245	CONJ. TOPOS CAL/SOL. OS-D 1-RAIL DRAINAGE CHANNEL/BILL OS-D 1-RAIL END-CAP KIT KIT D'EMBOUT DE GOUTIÈRE/BIL OS-D 1-RAIL	1
280004	PARAFUSO DIN7991 M5x8 INOX A2 SCREW VIS	4
212019	CONJ. TOPOS SO38/OS09 END-CAP KIT KIT D'EMBOUT	1
201083	FECHO EMBUTIR 180° LOCK SERRURE	1
203005	CAIXA TRANSMISSÃO 180° CE DIR/ESQ GEAR BOX MÉCANISME	1
203007	CONJ. FECHO SO38/OS09 LOCK SET KIT FERMETURE	1

VEDANTES SEALENTS JOINTS		
CODIGO CODE	DESIGNAÇÃO DESIGNATION NOMINATION	QUANTIDADE QUANTITY QUANTITE
208458	PELÚCIA 7x7 Cinza PILE SEAL JOINT BROUSSE	8H
208467	PELÚCIA 7x7 Preta PILE SEAL JOINT BROUSSE	8L+3H
208597	PELÚCIA SRF 4X8X100 2P-1M PILE SEAL JOINT BROUSSE	4un.
208499	VD 2063 N	6H
208193	VD 2060	2L
208225	VD 2050	1H



1 2 3 4 5

JANELA DE CORRER DE EMBUTIR COM 2 FOLHAS 1-RAIL
2 SASHES 1-RAIL POCKET SLIDING WINDOW with OS 27
FENÊTRE COULISSANT À GALANDAGE À 2 VANTAUX 1-RAIL avec OS 27



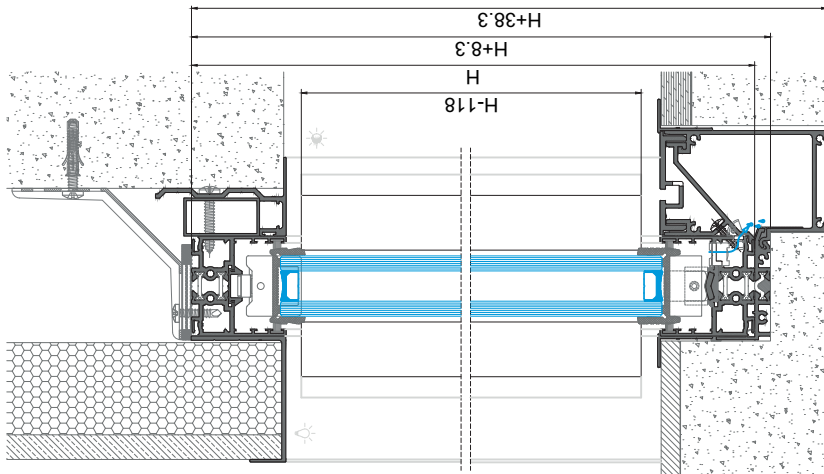
6

PERFIS PROFILES PROFILS		CORTES SECTIONS DÉTAILS	
CÓDIGO CODE	DESIGNAÇÃO DESIGNATION / NOMINATION	CORTE HORIZ. HORIZONTAL / DETAIL	CORTE VERT. VERTICAL / DETAIL
		QUANT. QUANTITY	QUANT. QUANTITY
SO 14	ARO FIXO FIXED FRAME / DORMANT	H	2+2
OS 33	VARETA ROD PROFILE / TIGE	-	H-222
OS 27	PERFIL UNIAO 3/4 F UNION PROFILE / JOINT / UNION	-	H-118
OS 72	ARO MOVEL LATERAL MOBILE FR. / OUVRIANT	-	H-118
OS 11	ARO MOVEL CENTRAL PROFILE / PROFILÉ	-	H-118
OS 801	GUIA INF. INOX LOWER GUIDE / GUIDE INFÉRIEUR	(Lx)-48	-
OS 95	GUIA SUP. UPPER GUIDE / GUIDE SUPÉRIEUR	(Lx)-48	-
SO 45	PERFIL REIMATE PROFILE / PROFILÉ		
SO 46	PERFIL REIMATE PROFILE / PROFILÉ		
SO 47	PERFIL REIMATE PROFILE / PROFILÉ		
SO 48	PERFIL REIMATE PROFILE / PROFILÉ		
JM 81	PERFIL COMPLEMENTAR COMPLEMENT # PROFILE / PROFILÉ / COMPLÉMENTAIRE		
KQ 25	PERFIL REIMATE PROFILE / PROFILÉ		
KP 42	PERFIL REIMATE PROFILE / PROFILÉ		
SO 80	PERFIL SOLEIRA PROFILÉ / PROFILÉ / DE SEUIL		
SO 25	PERFIL CANAL BEANAGE CHANNEL / GOUTTIÈRE DE VIDANGE		
SO 98	TAMPA DE CALEIRA DRAINAGE CHANNEL GRID / GRILLE POUR GOUTTIÈRE DE VIDANGE		
VO 11	PERFIL FIXAÇÃO TAMPA DRAINAGE CHANNEL GRID FIX. PROF. / PROF. FIXATION GRILLE		

* OPCIONAL | OPTIONAL | OPTIONNEL

CONSULTAR DEPARTAMENTO TÉCNICO
CONSULT TECHNICAL DEPARTMENT
CONSULTER DÉPARTEMENT TECHNIQUE

7



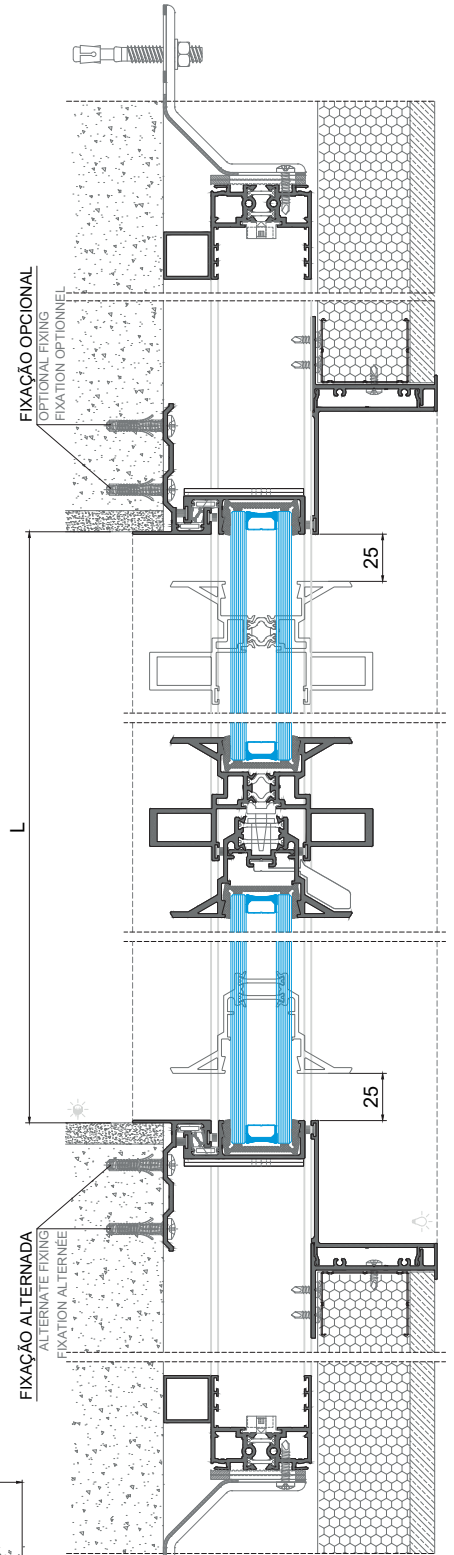
ACESSÓRIOS ACCESSORIES ACCESSOIRES		
CÓDIGO CODE	DESIGNAÇÃO DESIGNATION / NOMINATION	QUANTIDADE QUANTITY / QUANTITÉ
205162	CARRINHO OS N°5 ROLLER BEARING / ROULEAU UPPER GUIDE ROLLER BEARING N3 / ROULEAU-GUIDE SUPERIEUR N3	4
205161	CARRINHO-GUIA OS SUPERIOR N°3	4
205173	ESQUADRO 18-1310-C BLOCKING BRACKET ÉCOURRE	8
213017	CANTO ALINHAMENTO OS ANGLE / ANGLE	8
202312	CONTRA-FECHO OS INOX 316L COUNTER-LOCK BRACKET / CONTRE-FERMETURE SUPPORT	3
213017	AMORTECEDOR OS SHOCK ABSORBER / AMORTISSEUR	3
260007	TESTA OS STRIKING PLATE / GÂCHE	3
201065	FECHO LATERAL OS N°3 N°3 LATERAL LOCK / SERRURE LATÉRALE N°3	1
228166	MOLA PARA RETENÇÃO DE FECHO OS OS LOCK RETAINER SPRING / RESSORT DE RETENUE POUR FERMETURE OS	1
210094	TOPO CENTRAL N°2 OS-V2 ESQUERDO TOP CENTRAL N°2 OS-V2 LEFT / GAUCHE	2
210095	TOPO CENTRAL N°2 OS-V2 DIREITO TOP CENTRAL N°2 OS-V2 RIGHT / DROITE	2
210137	TOPO LATERAL SUPINF N°3 OS-V2 LAT. UPPER LOWER N°3 OS-V2 END-CAP / EMBOUT. LAT. SUPINF N°3 OS-V2	2
212124	CONJ. TOPOS PARA OS 27 END-CAPS / EMBOUT	2
210268	GOTEIRA C/ VÁLVULA SVE BALL VALVE / CLAPET À BILLE	DIVERSOS DIVERSES / DIVERS
210265	GOTEIRA C/ VÁLVULA BOLA BALL VALVE / CLAPET À BILLE	DIVERSOS DIVERSES / DIVERS
200020	PARAFUSO PAR 006 SCREW / VIS	DIVERSOS DIVERSES / DIVERS
210260	TOPO PI OS 33 END-CAP / EMBOUT	2
215078	PEÇA ANTI-LEVANTAMENTO OS OS GUIDE ANTI-LIFT ACCESSORY / ACCESSOIRE ANTI-LEVAGE POUR GUIDE INOX OS	1
215083	ANTI-LEVANTAMENTO GUIA INOX OS OS GUIDE ANTI-LIFT ACCESSORY / ACCESSOIRE ANTI-LEVAGE POUR GUIDE INOX OS	2
215194	CHAPA BLOQUEIO PELÚCIA PILE SEAL LOOK-PLATE / PLAQUE DE VERROUILLAGE DE JOINT BROUSSE	8
212245	CONJ. TOPOS CAL/SOL. OS-D TRAIL DRAINAGE CHANNEL/BILL OS-D -RAIL END-CAP KIT / KIT D'EMBOUT DE GOUTTIÈRE/SEUIL OS-D TRAIL	1

VEDANTES | SEALENTS | JOINTS

CÓDIGO CODE	DESIGNAÇÃO DESIGNATION / NOMINATION	QUANTIDADE QUANTITY / QUANTITÉ
208458	PELÚCIA 7x7 Cinza PILE SEAL / JOINT BROUSSE ou / ou / ou	8H
208467	PELÚCIA 7x7 Preto PILE SEAL / JOINT BROUSSE	8L
208450	PELÚCIA 7x5.5 PILE SEAL / JOINT BROUSSE	4un.
208597	PELÚCIA SRF SRF 4X8X100 2P-1M PILE SEAL / JOINT BROUSSE	4H
208499	VD 2063.N	2L
208193	VD 2060	

FIXAÇÃO ALTERNADA
ALTERNATE FIXING

FIXAÇÃO OPCIONAL
OPTIONAL FIXING



1

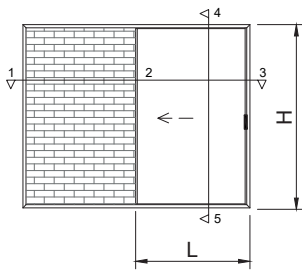
2

3

4

5

JANELA DE CORRER DE EMBUTIR COM 1 FOLHA 2-RAIL
1 SASH 2-RAIL POCKET SLIDING WINDOW
FENÊTRE COULISSANT À GALANDAGE 1 VANTAIL 2-RAIL

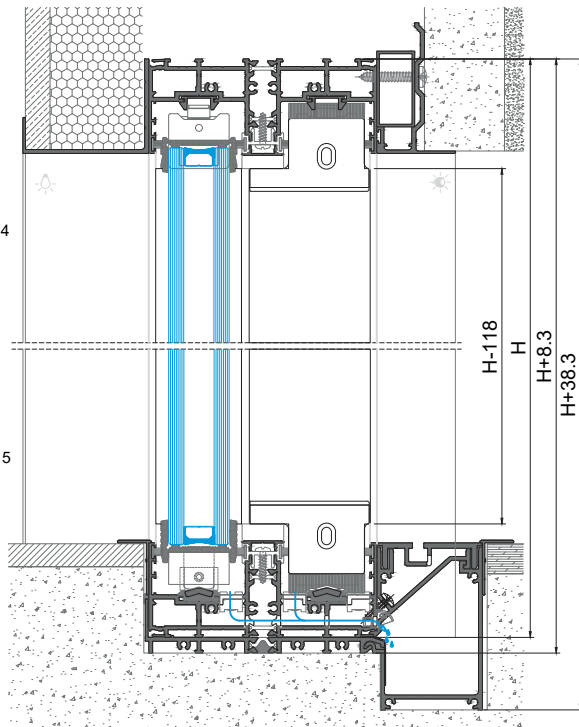


VEDANTES SEALENTS JOINTS		
CÓDIGO CODE	DESIGNAÇÃO DESIGNATION NOMINATION	QUANTIDADE QUANTITY QUANTITÉ
208458 ou or ou 208467	PELÚCIA 7x7 Cinza PILE SEAL JOINT BRASSE ou or ou PELÚCIA 7x7 Preta PILE SEAL JOINT BRASSE	5H
208450	PELÚCIA 7x5.5 PILE SEAL JOINT BRASSE	16L
208597	PELÚCIA SRF SRF 4X8X100 2P1M PILE SEAL JOINT BRASSE	4un.
208499	VD 2063.N	2H
208193	VD 2060	2L

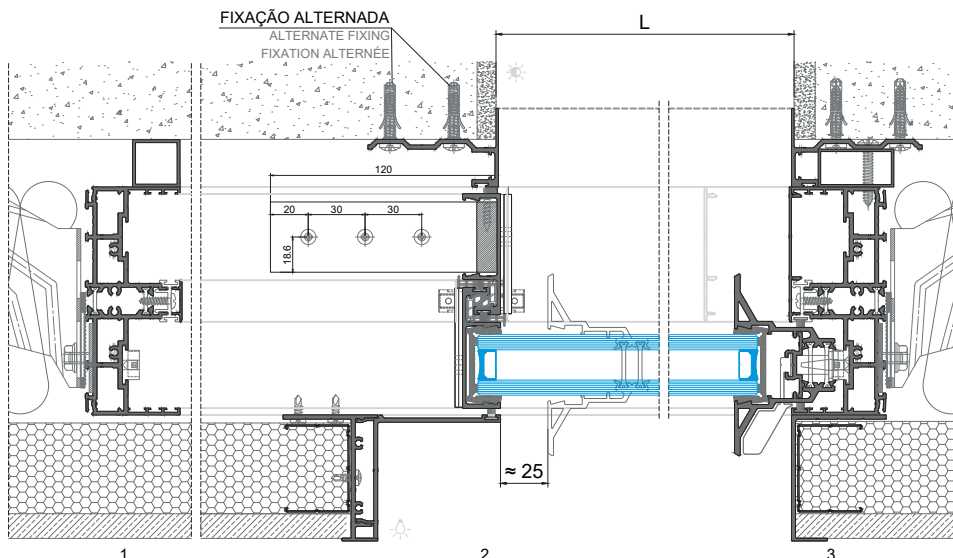
PERFIS PROFILES PROFILÉS					
CÓDIGO CODE	DESIGNAÇÃO DESIGNATION NOMINATION	CORTE HORIZ. HORIZONTAL DETAIL	CORTE VERT. VERTICAL DETAIL	QUANT. QUANTITY	CORTE CUT
SO 11	ARO FIXO FIXED FRAME DORMANT				
OS 11	ARO MÓVEL CENTRAL PROFILE PROFILÉ				
OS 72	ARO MÓVEL LATERAL MOBILE FR. OUVVRANT				
OS 33	VARETA ROD PROFILE TIGE				
SO 60	TAMPA DE CANAL TRACK COVER PROFILE CACHE CANAL				
OS 801	GUIA INF. INOX LOWER GUIDE GUIDE INFÉRIEUR				
OS 35	GUIA SUP. UPPER GUIDE GUIDE SUPÉRIEUR				
OS 95	POLIAMIDA POLYAMIDE POLYAMIDE				
OS 30	PERFIL REMATE PROFILE PROFILÉ				
SO 45	PERFIL REMATE PROFILE PROFILÉ				
SO 46	PERFIL REMATE PROFILE PROFILÉ				
SO 47	PERFIL REMATE PROFILE PROFILÉ				
SO 48	PERFIL REMATE PROFILE PROFILÉ				
JM 81	PERFIL COMPLEMENTAR COMPLEMENT PROFILE PROF. COMPLÉMENTAIRE				
KQ 25	PERFIL REMATE PROFILE PROFILÉ				
KP 42	PERFIL REMATE PROFILE PROFILÉ				
SO 82	PERFIL SOLEIRA SILL PROFILE PROFILÉ DE SEUIL				
SO 25	PERFIL CALEIRA DRAINAGE CHANNEL GOUTTIÈRE DE VIDANGE				
SO 58	TAMPA DE CALEIRA DRAINAGE CHANNEL GRID GRILLE POUR GOUTTIÈRE DE VIDANGE				
VO 11	PERFIL FIXAÇÃO TAMPA DRAINAGE CHANNEL GRID FIX. PROF. PROF. FIXATION GRILLE				

* OPCIONAL | OPTIONAL | OPTIONNEL

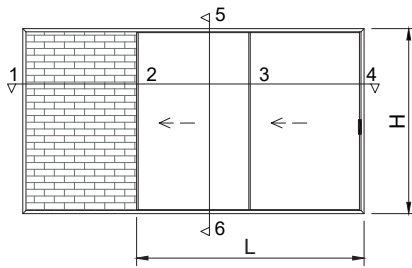
CONSULTAR DEPARTAMENTO TÉCNICO
CONSULT TECHNICAL DEPARTMENT
CONSULTER DÉPARTEMENT TECHNIQUE



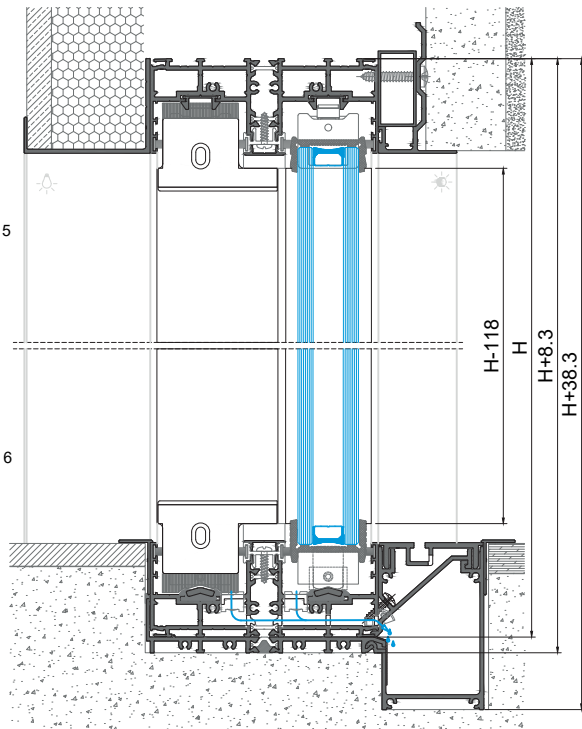
ACESSÓRIOS ACCESSORIES ACCESSOIRES		
CÓDIGO CODE	DESIGNAÇÃO DESIGNATION NOMINATION	QUANTIDADE QUANTITY QUANTITÉ
205162	CARRINHO OS N°5 ROLLER BEARING ROULEAU	2
205161	CARRINHO-GUIA OS SUPERIOR N°3 UPPER-GUIDE ROLLER BEARING N3 ROULEAU-GUIDE SUPÉRIEUR N3	2
205172	ESQUADRO 18-2210-D BLOCKING BRACKET ÉQUERRE	8
213017	CANTO ALINHAMENTO OS ANGLE ANGLE	8
202312	CONTRA-FECHO OS INOX 316L COUNTER-LOCK BRACKET CONTRE-FERMETURE SUPPORT	3
213217	AMORTECEDOR OS SHOCK ABSORBER AMORTISSEUR	3
280007	TESTA OS STRIKING PLATE GÂCHE	3
201065	FECHO LATERAL OS N°3 N°3 LATERAL LOCK SERRURE LATÉRALE N°3	1
228166	MOLA PARA RETENÇÃO DE FECHO OS OS LOCK RETAINER SPRING RESSORT DE RETENUE POUR FERMETURE OS	1
210094	TOPO CENTRAL N°2 OS-V2 ESQUERDO CENTRAL N°2 LEFT END-CAP EMBOUT CENTRAL N°2 GAUCHE	2
210095	TOPO CENTRAL N°2 OS-V2 DIREITO CENT. N°2 RIGHT END-CAP EMBOUT CENT. N°2 DROITE	2
210137	TOPO LATERAL SUP/INF N°3 OS-V2 LAT. UPPER/LOWER N°3 OS-V2 END-CAP EMBOUT LAT SUP/INF N°3 OS-V2	2
213273	CORTA-VENTO OS SUPERIOR UPPER CENTRAL GASKET PIÈCE D'ÉTANCHÉITE SUPÉRIEUR	1
213274	CORTA-VENTO OS INFERIOR LOWER CENTRAL GASKET PIÈCE D'ÉTANCHÉITE INFÉRIEUR	1
210268	GOTEIRA C/ VÁLVULA SVE FLAP VALVE CLAPET À VOLET	DIVERSOS DIVERSES DIVERS
210265	GOTEIRA C/ VÁLVULA BOLA BALL VALVE CLAPET À BILLE	DIVERSOS DIVERSES DIVERS
290020	PARAFUSO PAR 006 SCREW VIS	DIVERSOS DIVERSES DIVERS
210260	TOPO P/ OS 33 END-CAP EMBOUT	2
215078	PEÇA ANTI-LEVANTAMENTO OS ANTI-LIFT ACCESSORY ANTI-LEVAGE ACCESSOIRE	1
215083	OS GUIDE ANTI-LEVAMENTO GUIA INOX OS OS GUIDE ANTI-LIFT ACCESSORY ACCESSOIRE ANTI-LEVAGE POUR GUIDE INOX OS	2
215194	CHAPA BLOQUEIO PELÚCIA PILE SEAL LOCK PLATE BAGUE DE VERROUILLAGE DE JOINT BRASSE	2
210510	TOPO BLOQUEIO PELÚCIA CV PILE SEAL LOCK END-CAP CV EMBOUT DE VERROUILLAGE DE JOINT BRASSE CV	2
212246	CONJ. TOPOS CAL/SOL OS-D 2-RAIL DRAINAGE CHANNE/SILL OS-D 2-RAIL END-CAP KIT KIT D'EMBOUT DE GOUTTIÈRE/SEUIL OS-D 2-RAIL	1



JANELA DE CORRER DE EMBUTIR COM 2 FOLHAS 2-RAIL
2 SASHES 2-RAIL POCKET SLIDING WINDOW
FENÊTRE COULISSANT À GALANDAGE 2 VANTAUX 2-RAIL



VEDANTES SEALENTS JOINTS		
CÓDIGO CODE	DESIGNAÇÃO DESIGNATION NOMINATION	QUANTIDADE QUANTITY QUANTITE
208458	PELÚCIA 7x7 Cinza PILE SEAL JOINT BRASSE	7H
208467	PELÚCIA 7x7 Preta PILE SEAL JOINT BRASSE	
208450	PELÚCIA 7x5.5 PILE SEAL JOINT BRASSE	16L
208597	PELÚCIA SRF 4X8X100 2P1M PILE SEAL JOINT BRASSE	8un.
208499	VD 2063.N	4H
208193	VD 2060	4L

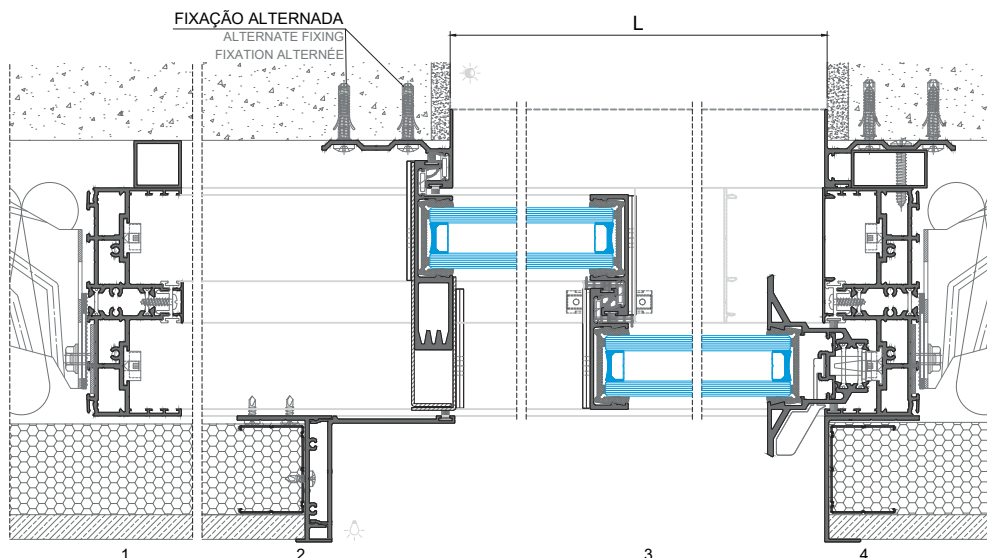


PERFIS PROFILES PROFILÉS					
CÓDIGO CODE	DESIGNAÇÃO DESIGNATION NOMINATION	CORTE HORIZ. HORIZONTAL DETAIL	CORTE VERT. VERTICAL DETAIL	QUANT. QUANTITY	CORTE CUT
SO 11	ARO FIXO FIXED FRAME DORMANT				
OS 11	ARO MÓVEL CENTRAL PROFILE PROFILE				
OS 61	ARO MÓVEL CENTRAL PROFILE PROFILE				
OS 72	ARO MÓVEL LATERAL MOBILE FR. OUVRANT				
OS 33	VARETA ROD PROFILE TIGE				
SO 60	TAMPA DE CANAL TRACK COVER PROFILE CACHE CANAL				
OS 801	GUIA INF. INOX LOWER GUIDE GUIDE INFÉRIEUR				
OS 35	GUIA SUP. UPPER GUIDE GUIDE SUPÉRIEUR				
OS 95	POLIAMIDA POLYAMIDE POLYAMIDE				
OS 30	PERFIL REMATE PROFILE PROFILÉ				
SO 45	PERFIL REMATE PROFILE PROFILÉ				
SO 46	PERFIL REMATE PROFILE PROFILÉ				
SO 47	PERFIL REMATE PROFILE PROFILÉ				
SO 48	PERFIL REMATE PROFILE PROFILÉ				
JM 81	PERFIL COMPLEMENTAR COMPLÉMENT PROFILE PROF. COMPLÉMENTAIRE				
KQ 25	PERFIL REMATE PROFILE PROFILÉ				
KP 42	PERFIL REMATE PROFILE PROFILÉ				
SO 82	PERFIL SOLEIRA SILL PROFILE PROFILÉ DE SEUIL				
SO 25	PERFIL CALEIRA DRAINAGE CHANNEL GOUTTIERE DE VIDANGE				
SO 58	TAMPA DE CALEIRA DRAINAGE CHANNEL GRID GRILLE POUR GOUTTIERE DE VIDANGE				
VO 11	PERFIL FIXAÇÃO TAMPA DRAINAGE CHANNEL GRID FIX. PROF. PROF. FIXATION GRILLE				

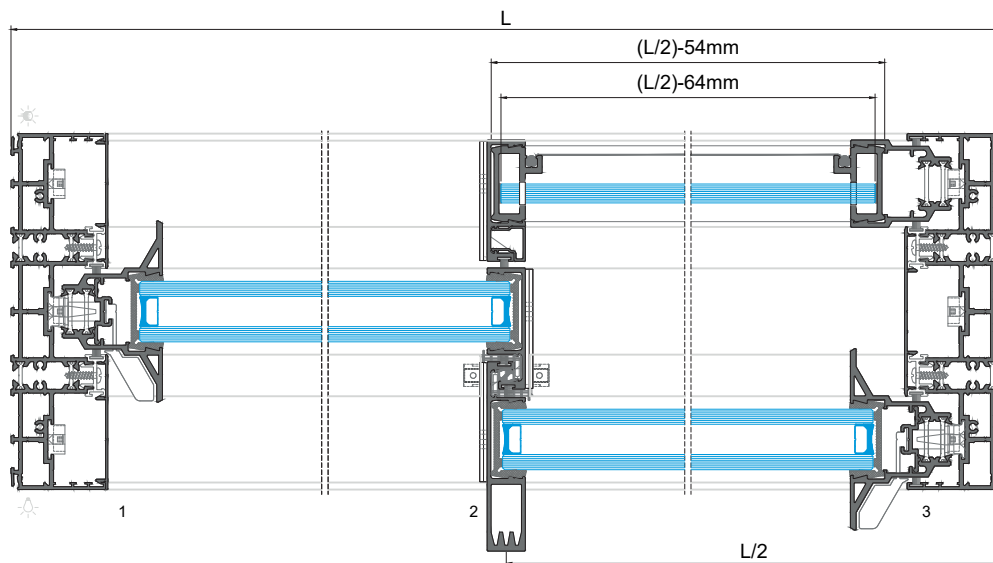
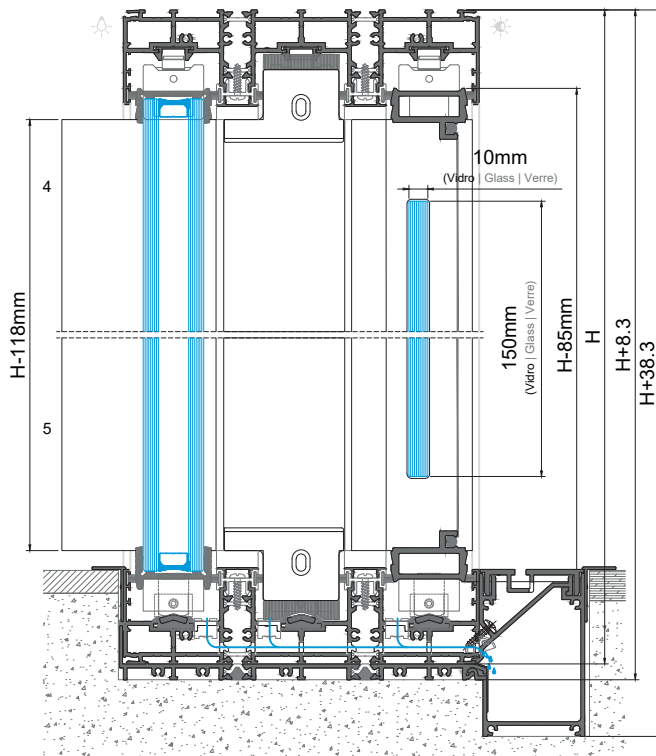
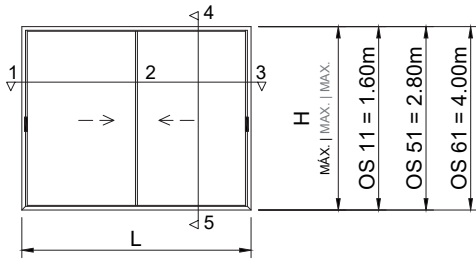
CONSULTAR DEPARTAMENTO TÉCNICO
CONSULT TECHNICAL DEPARTMENT
CONSULTER DÉPARTEMENT TECHNIQUE

* OPCIONAL | OPTIONAL | OPTIONNEL

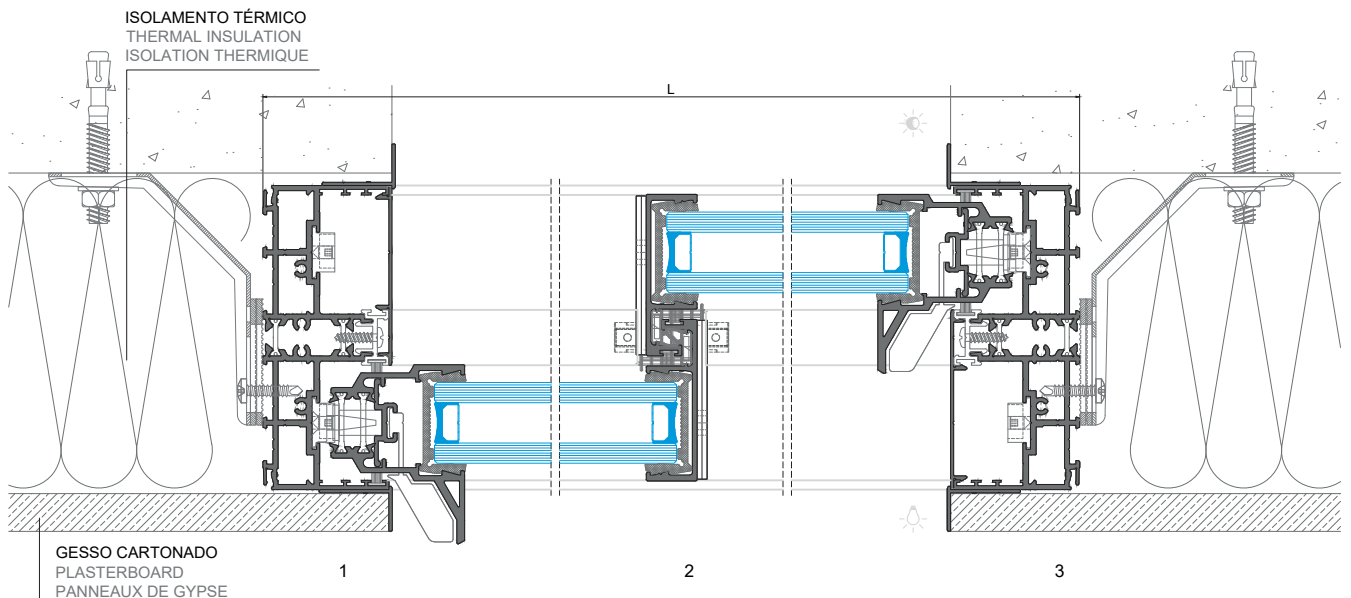
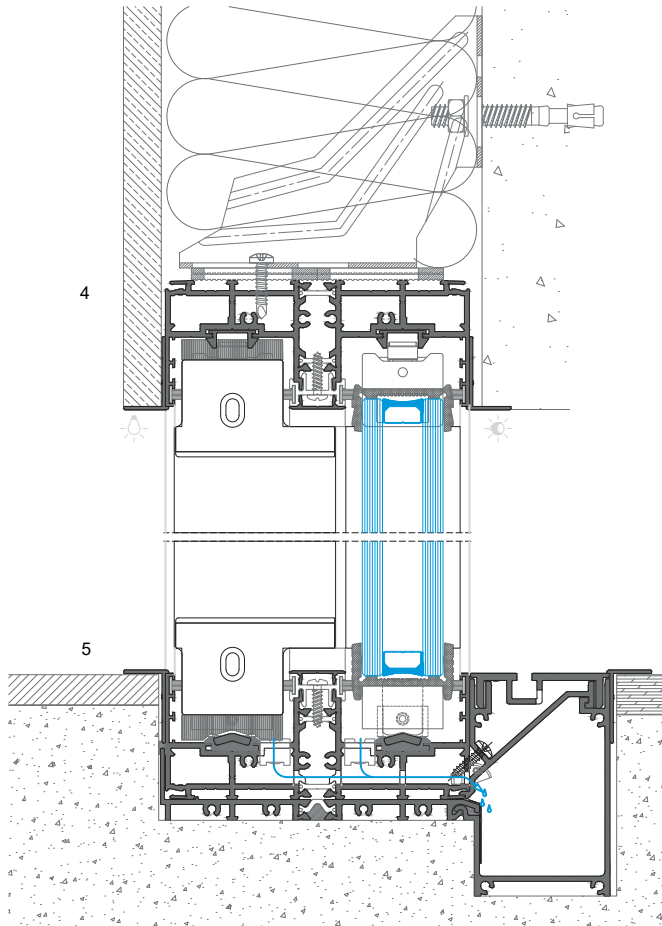
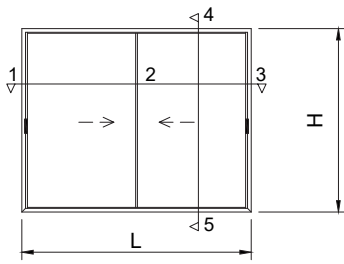
ACESSÓRIOS ACCESSORIES ACCESSOIRES		
CÓDIGO CODE	DESIGNAÇÃO DESIGNATION NOMINATION	QUANTIDADE QUANTITY QUANTITE
205162	CARRINHO OS Nº5 ROLLER BEARING ROULEAU	4
205161	CARRINHO-GUIA OS SUPERIOR Nº3 UPPER-GUIDE ROLLER BEARING N3 ROULEAU-GUIDE SUPÉRIEUR N3	4
205172	ESQUADRO 18-2210-D BLOCKING BRACKET ÉQUERRE	8
213017	CANTO ALINHAMENTO OS ANGLE ANGLE	8
202312	CONTRA-FECHO OS INOX 316L COUNTER-LOCK BRACKET CONTRE-FERMETURE SUPPORT	3
213217	AMORTECEDOR OS SHOCK ABSORBER AMORTISSEUR	3
280007	TESTA OS STRIKING PLATE GÂCHE	3
201065	FECHO LATERAL OS Nº3 Nº3 LATERAL LOCK SERRURE LATÉRALE Nº3	1
228166	MOLA PARA RETENÇÃO DE FECHO OS OS LOCK RETAINER SPRING RESSORT DE RETENUE POUR FERMETURE OS	1
210094	TOPO CENTRAL Nº2 OS-V2 ESQUERDO CENTRAL Nº2 LEFT END-CAP EMBOUT CENTRAL Nº2 GAUCHE	4
210095	TOPO CENTRAL Nº2 OS-V2 DIREITO CENT. Nº2 RIGHT END-CAP EMBOUT CENT. Nº2 DROITE	4
210137	TOPO LATERAL SUP/INF Nº3 OS-V2 LAT. UPPER/LOWER Nº3 OS-V2 END-CAP EMBOUT LAT SUP/INF Nº3 OS-V2	2
213273	CORTA-VENTO OS SUPERIOR UPPER CENTRAL GASKET PIÈCE D'ÉTANCHÉITE SUPÉRIEUR	1
213274	CORTA-VENTO OS INFERIOR LOWER CENTRAL GASKET PIÈCE D'ÉTANCHÉITE INFÉRIEUR	1
210268	GOTEIRA C/ VÁLVULA SVE FLAP VALVE CLAPET À VOLET	DIVERSOS DIVERSES DIVERS
210265	GOTEIRA C/ VÁLVULA BOLA BALL VALVE CLAPET À BILLE	DIVERSOS DIVERSES DIVERS
290020	PARAFUSO PAR 006 SCREW VIS	DIVERSOS DIVERSES DIVERS
210260	TOPO P/ OS 33 END-CAP EMBOUT	2
212066	CONJUNTO TOPOS OS 61 OS 61 END-CAP KIT KIT D'EMBOUT OS 61	1
215078	PEÇA ANTI-LEVANTAMENTO OS ANTI-LIFT ACCESSORY ANTI-LEVAGE ACCESSOIRE	1
215083	ANTI-LEVANTAMENTO GUIA INOX OS OS GUIDE ANTI-LIFT ACCESSORY ACCESSOIRE ANTI-LEVAGE POUR GUIDE INOX OS	4
215194	CHAPA BLOQUEIO PELÚCIA PILE SEAL LOCK PLATE PLAQUE DE VERROUILLAGE DE JOINT BRASSE	4
210510	TOPO BLOQUEIO PELÚCIA CV PILE SEAL LOCK END-CAP CV EMBOUT DE VERROUILLAGE DE JOINT BRASSE CV	4
212246	CONJ. TOPOS CAL /SOL OS-D 2-RAIL DRAINAGE CHANNEL/SILL OS-D 2-RAIL END-CAP-KIT KIT D'EMBOUT DE GOUTTIERE/SEUIL OS-D 2-RAIL	1



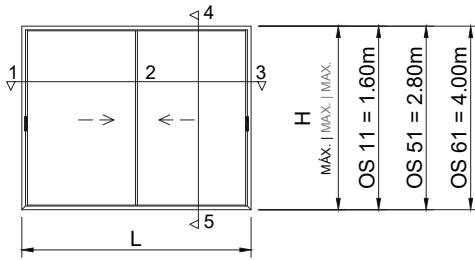
JANELA DE CORRER 2 FOLHAS COM APLICAÇÃO DE REDE MOSQUITEIRA PELO EXTERIOR
2 SASHES SLIDING WINDOW WITH OUTER MOSQUITO NET
FENÊTRE COULISSANT 2 VANTAUX AVEC MOUSTIQUAIRE PAR L'EXTÉRIEUR



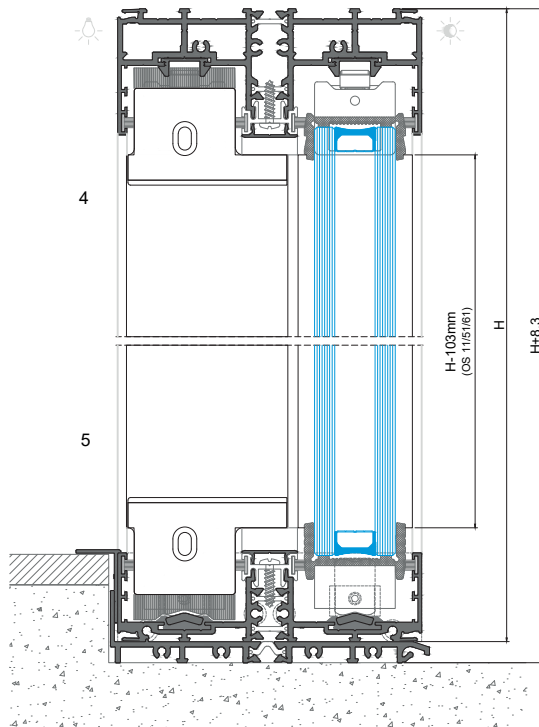
JANELA DE CORRER 2 FOLHAS - LINHA RENOVATIO
2 SASHES SLIDING WINDOW - LINE RENOVATIO
FENÊTRE COULISSANT 2 VANTAUX - LIGNE RENOVATIO



JANELA DE CORRER 2 FOLHAS COM PERFIL DE SOLEIRA SO 05 E PERFIS CENTRAIS OS 11 | OS 51 | OS 61
2 SASHES SLIDING WINDOW WITH SO 05 SILL PROFILE AND CENTRAL PROFILES OS 11 | OS 51 | OS 61
FENÊTRE COULISSANT 2 VANTAUX AVEC PROFILÉ DE SEUIL SO 05 ET PROFILÉS CENTRALES OS 11 | OS 51 | OS 61



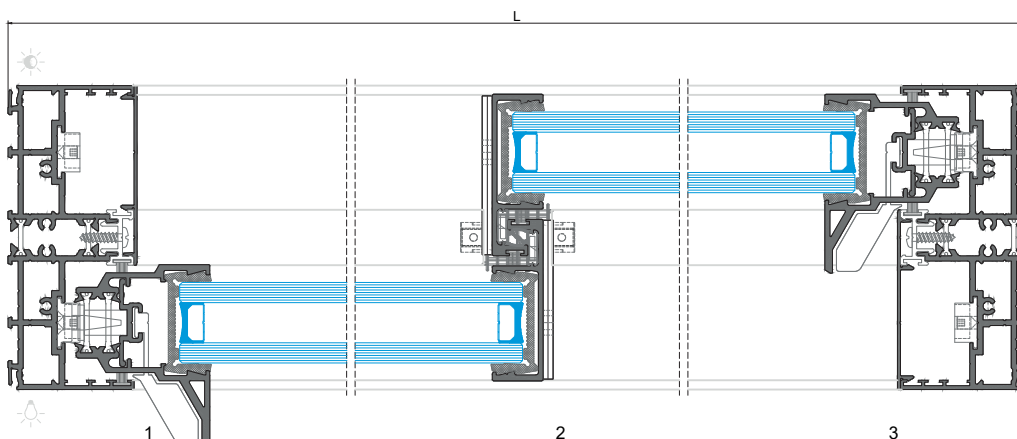
PERFIS PROFILES PROFILÉS					
CÓDIGO CODE	DESIGNAÇÃO DESIGNATION NOMINATION	CORTE HORIZ. HORIZONTAL DETAIL	CORTE VERT. VERTICAL DETAIL	QUANT. QUANTITY	CORTE CUT
SO 11	ARO FIXO FIXED FRAME DORMANT	L	H	1+2	
SO 05	ARO FIXO SOLEIRA FIXED SILL FRAME SEUIL	L	-	1	
OS 11 ou or ou OS 51 ou or ou OS 61	ARO MÓVEL CENTRAL PROFILE PROFILÉ	-	H-103	2	
OS 33	VARETA ROD PROFILE TIGE	-	H-207	2	
SO 60	TAMPA DE CANAL TRACK COVER PROFILÉ CACHE CANAL	-	H-31	2	
OS 82	ARO MÓVEL LATERAL MOBILE FR. OUVRANT	-	H-103	2	
OS 35	GUIA SUP. UPPER GUIDE GUIDE SUPÉRIEUR	L-46	-	2	
OS 801	GUIA INF. INOX LOWER GUIDE GUIDE INFÉRIEUR	L-46	-	2	
OS 95	POLIAMIDA POLYAMIDE POLYAMIDE	(L/2)-50	H-59	4+2	
OS 30	PERFIL REMATE PROFILE PROFILÉ	(L/2)-65	-	4	
SO 82	PERFIL SOLEIRA SILL PROFILE PROFILÉ DE SEUIL	L	-	1	



ACESSÓRIOS ACCESSORIES ACCESSOIRES		
CÓDIGO CODE	DESIGNAÇÃO DESIGNATION NOMINATION	QUANTIDADE QUANTITY QUANTITÉ
205162	CARRINHO OS Nº5 ROLLER BEARING ROULEAU	4
205161	CARRINHO-GUIA OS SUPERIOR Nº3 UPPER-GUIDE ROLLER BEARING N3 ROULEAU-GUIDE SUPÉRIEUR N3	4
205172	ESQUADRO 18-2210-D BLOCKING BRACKET ÉQUERRE	8
213017	CANTO ALINHAMENTO OS ANGLE ANGLE	8
202312	CONTRA-FECHO OS INOX 316L COUNTER-LOCK BRACKET CONTRE-FERMETURE SUPPORT	6
213217	AMORTECEDOR OS SHOCK ABSORBER AMORTISSEUR	6
280007	TESTA OS STRIKING PLATE GÂCHE	6
201065	FECHO LATERAL OS Nº3 Nº3 LATERAL LOCK SERRURE LATÉRALE Nº3	2
228166	MOLA PARA RETENÇÃO DE FECHO OS OS LOCK RETAINER SPRING RESSORT DE RETENUE POUR FERMETURE OS	2
210094	TOPO CENTRAL Nº2 OS-V2 ESQUERDO CENTRAL Nº2 LEFT END-CAP EMBOUT CENTRAL Nº2 GAUCHE	2
210095	TOPO CENTRAL Nº2 OS-V2 DIREITO CENT. Nº2 RIGHT END-CAP EMBOUT CENT. Nº2 DROITE	2
210137	TOPO LATERAL SUP/INF Nº3 OS-V2 LAT. UPPER/LOWER Nº3 OS-V2 END-CAP EMBOUT LAT SUP/INF Nº3 OS-V2	4
213273	CORTA-VENTO OS SUPERIOR UPPER CENTRAL GASKET PIÈCE D'ÉTANCHÉITE SUPÉRIEUR	1
213274	CORTA-VENTO OS INFERIOR LOWER CENTRAL GASKET PIÈCE D'ÉTANCHÉITE INFÉRIEUR	1
210260	TOPO P/ OS 33 END-CAP EMBOUT	4
212065	CONJUNTO TOPOS OS 51 OS 51 END-CAP KIT KIT D'EMBOUT OS 51	2
212066	CONJUNTO TOPOS OS 61 OS 61 END-CAP KIT KIT D'EMBOUT OS 61	2
210268	GOTEIRA C/ VÁLVULA SVE FLAP VALVE CLAPET À VOLET	DIVERSOS DIVERS DIVERS
210265	GOTEIRA C/ VÁLVULA BOLA BALL VALVE CLAPET À BILLE	DIVERSOS DIVERS DIVERS
290020	PARAFUSO PAR 006 SCREW VIS	DIVERSOS DIVERS DIVERS
215078	PEÇA ANTI-LEVANTAMENTO OS ANTI-LIFT ACCESSORY ANTI-LEVAGE ACCESSOIRE	2
215083	ANTH-LEVANTAMENTO GUIA INOX OS OS GUIDE ANTI-LIFT ACCESSORY ACCESSOIRE ANTI-LEVAGE POUR GUIDE INOX OS	4
215194	CHAPA BLOQUEIO PELÚCIA PILE SEAL LOCK PLATE PLAQUE DE VERROUILLAGE DE JOINT BROUSSE	4
210510	TOPO BLOQUEIO PELÚCIA CV PILE SEAL LOCK END-CAP CV EMBOUT DE VERROUILLAGE DE JOINT BROUSSE CV	4
210255	TOPO PARA SO 05 SO 05 END-CAP EMBOUT POUR SO 05	2

* OPCIONAL | OPTIONAL | OPTIONNEL

VEDANTES SEALENTS JOINTS		
CÓDIGO CODE	DESIGNAÇÃO DESIGNATION NOMINATION	QUANTIDADE QUANTITY QUANTITÉ
208458 ou or ou 208467	PELÚCIA 7x7 Cinza PILE SEAL JOINT BROUSSE ou or ou PELÚCIA 7x7 Preta PILE SEAL JOINT BROUSSE	6H
208460	PELÚCIA 7x5.5 PILE SEAL JOINT BROUSSE	8L
208597	PELÚCIA SRF SRF 4X8X100 2P1M PILE SEAL JOINT BROUSSE	4un.
208499	VD 2063.N	2H
208193	VD 2060	2L



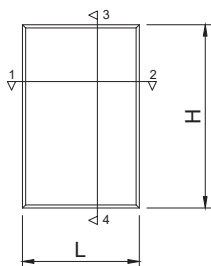


Hofmann House | Valencia | Fran Silvestre, Arq | Fotografia FG+SG

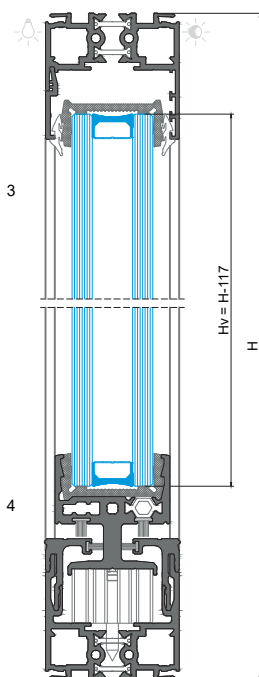
V

TIPOLOGIAS E MAPA DE QUANTIDADES - OS SOLEIRA OCULTA
TYOLOGIES AND QUANTITY MAPS - OS CONCEALED SILL
TYOLOGIES ET CARTES DE QUANTITÉS - OS SEUIL CACHÉE

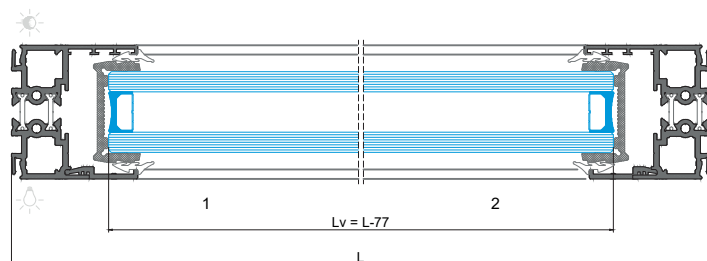
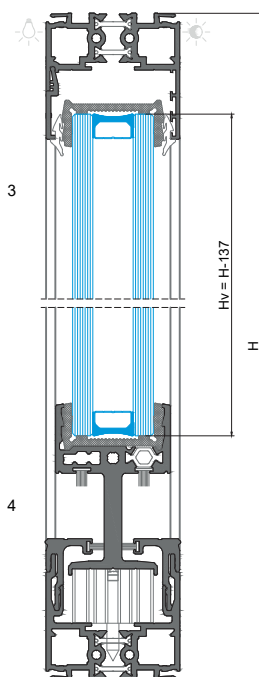
VÃO FIXO 1 FOLHA - Perfil OS 18
1 SASH FIXED FRAME - Profile OS 18
CADRE FIXE À 1 VANTAIL - Profilé OS 18



PERFIL | PROFILE | PROFILÉ - OS 08



PERFIL | PROFILE | PROFILÉ - OS 08 - OS 18

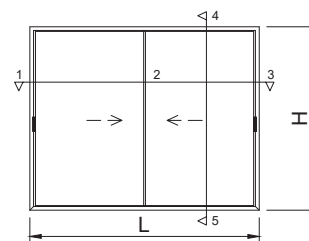


PERFIS PROFILES PROFILÉS					
CÓDIGO CODE	DESIGNAÇÃO DESIGNATION NOMINATION	CORTE HORIZ. HORIZONTAL DETAIL	CORTE VERT. VERTICAL DETAIL	QUANT. QUANTITY	CORTE COUPE
SO 15	ARO FIXO FIXED FRAME DORMANT	L	H	1+2	
SO 24	ARO FIXO SOLEIRA FIXED SILL FRAME SEUIL	L	-	1	
SO 16	BITE BEAD PARCLOSE	L-62	H-106	1+2	
OS 08 OS 18	ARO MÓVEL MOBILE FR. OUVRANT	L-66	-	1	
OS 40	PERFIL REMATE PROFILE PROFILÉ	L-100	-	2	

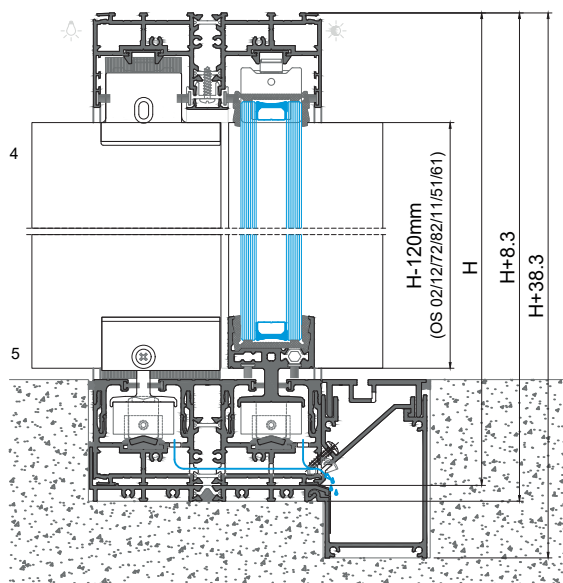
ACESSÓRIOS ACCESSORIES ACCESSOIRES		
CÓDIGO CODE	DESIGNAÇÃO DESIGNATION NOMINATION	QUANTIDADE QUANTITY QUANTITÉ
205173	ESQUADRO 18-1310-C BLOCKING BRACKET EQUERRE	8
213017	CANTO ALINHAMENTO OS ANGLE ANGLE	4
218134	CALÇO FIXO OS-DOUBLE OS-DOUBLE FIXED SHIM CALE FIXE OS-DOUBLE	2
210268	GOTEIRA C/ VÁLVULA SVE FLAP VALVE CLAPET À VOILET	2
290020	PARAFUSO PAR 006 SCREW VIS	DIVERSOS DIVERSES DIVERS

VEDANTES SEALENTS JOINTS		
CÓDIGO CODE	DESIGNAÇÃO DESIGNATION NOMINATION	QUANTIDADE QUANTITY QUANTITÉ
208199	JUNTA DE CUNHA 2073 GASKET JOINT	2L+4H
208458 ou or ou	PELÚCIA 7x7 Cinza PILE SEAL JOINT BROSSE (OS 08 OS 18)	2L
208487	PELÚCIA 7x7 Preta PILE SEAL JOINT BROSSE (OS 08 OS 18)	2L
208468	PELÚCIA SRF 4x8 2P1M Cinza PILE SEAL JOINT BROSSE (OS 48)	2L

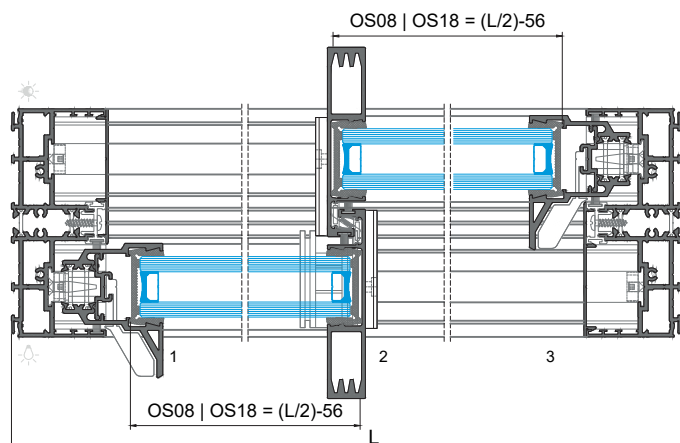
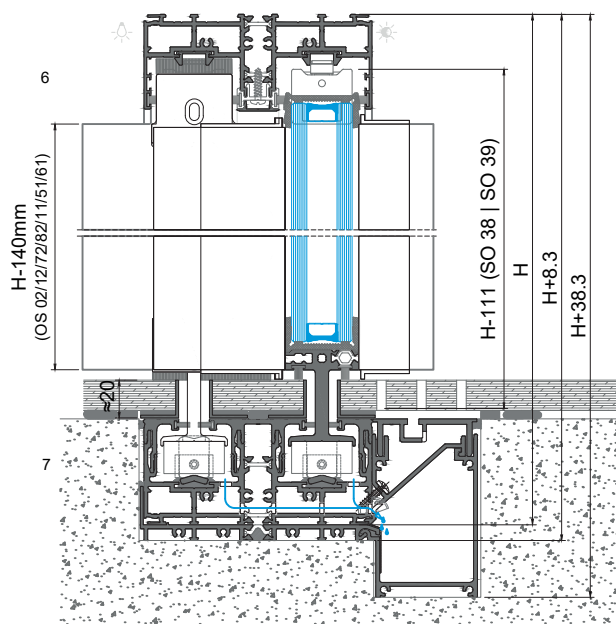
JANELA DE CORRER 2 FOLHAS
2 SASHES SLIDING WINDOW
FENÊTRE COULISSANT 2 VANTAUX



PERFIL | PROFILE | PROFILÉ - OS 08



PERFIL | PROFILE | PROFILÉ - OS 18

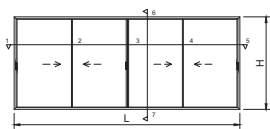


PERFIS PROFILES PROFILÉS					
CÓDIGO CODE	DESIGNAÇÃO DESIGNATION / NOMINATION	CORTE HORIZ. HORIZONTAL DETAIL	CORTE VERT. VERTICAL DETAIL	QUANT. QUANTITY	CORTE CUT
SO 11	ARO FIXO FIXED FRAME DORMANT	L	H	1+2	
SO 21	ARO FIXO SOLEIRA FIXED SILL FRAME SEUIL	L	-	1	
OS 82	ARO MÓVEL LATERAL MOBILE FR. OUVRANT	-	H-120 H-140	2	
OS 33	VARETA ROD PROFILE TIGE	-	H-224 H-244	2	
OS 61	ARO MÓVEL CENTRAL PROFILE PROFILÉ	-	H-120 H-140	2	
OS 08 OS 18	ARO MÓVEL MOBILE FR. OUVRANT	(L/2)-56	-	2	
OS 40	PERFIL REMATE PROFILE PROFILÉ	(L/2)-50,5	-	4	
OS 41	PERFIL REMATE PROFILE PROFILÉ	(L-130)/2	-	2	
OS 801	GUIA INF. INOX LOWER GUIDE GUIDE INFÉRIEUR	L-46	-	2	
OS 35	GUIA SUP. UPPER GUIDE GUIDE SUPÉRIEUR	L-46	-	2	
OS 95	POLIAMIDA POLYAMIDE POLYAMIDE	(L/2)-50	H-74	2+2	
OS 30	PERFIL REMATE PROFILE PROFILÉ	(L/2)-65	-	2	
SO 60	TAMPA DE CANAL TRACK COVER PROFILE CACHE CANAL	-	H-79	2	
SO 82	PERFIL SOLEIRA SILL PROFILE PROFILÉ DE SEUIL	CONSULTAR DEPARTAMENTO TÉCNICO CONSULT TECHNICAL DEPARTMENT CONSULTER DÉPARTEMENT TECHNIQUE			
SO 25	PERFIL CALEIRA DRAINAGE CHANNEL GOÛTIERRE DE VIDANGE				
SO 59	TAMPA DE CALEIRA DRAINAGE CHANNEL GRID GRILLE POUR GOÛTIERRE DE VIDANGE				
VO 11	PERFIL FIXAÇÃO TAMPA DRAINAGE CHANNEL GRID FIX. PROF. PROF. FIXATION GRILLE				

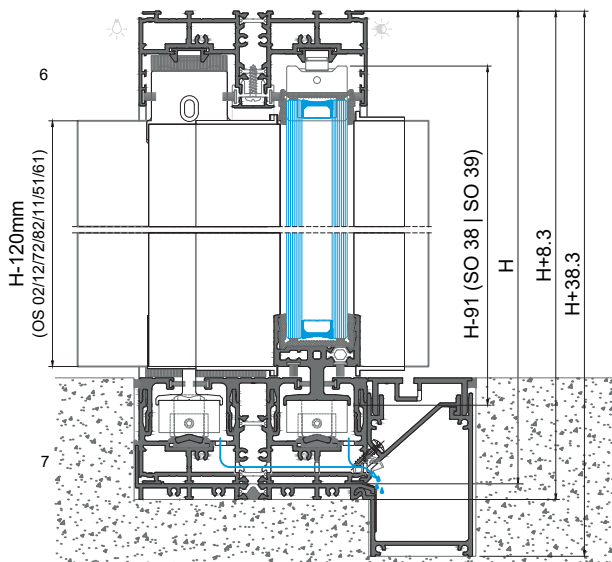
ACESSÓRIOS ACCESSORIES ACCESSOIRES		
CÓDIGO CODE	DESIGNAÇÃO DESIGNATION / NOMINATION	QUANTIDADE QUANTITY / QUANTITE
205162	CARRINHO OS Nº5 ROLLER BEARING ROULEAU	4
205161	CARRINHO-GUIA OS SUPERIOR Nº3 UPPER-GUIDE ROLLER BEARING Nº3 ROULEAU-GUIDE SUPÉRIEUR Nº3	4
205172	ESQUADRO 18-2210-D BLOCKING BRACKET ÉQUERRE	8
213017	CANTO ALINHAMENTO OS ANGLE ANGLE	4
202312	CONTRA-FECHO OS INOX 316L COUNTER-LOCK BRACKET CONTRE-FERMETURE SUPPORT	6
213217	AMORTECEDOR OS SHOCK ABSORBER AMORTISSEUR	6
280007	TESTA OS STRIKING PLATE GÂCHE	6
201065	FECHO LATERAL OS Nº3 Nº3 LATERAL LOCK SERRURE LATÉRALE Nº3	2
228166	MOLA PARA RETENÇÃO DE FECHO OS OS LOCK RETAINER SPRING RESSORT DE RETENUE POUR FERMETURE OS	2
210125	TOPO CENTRAL Nº6 OS-V2 SOL OCULTA ESQ CENTRAL END-CAP Nº6 OS-V2 LEFT EMBOUT CENTRAL Nº6 OS-V2 GAUCHE	2
210095	TOPO CENTRAL Nº2 OS-V2 DIREITO CENT. Nº2 RIGHT END-CAP EMBOUT CENT. Nº2 DROITE	2
210137	TOPO LATERAL SUP/INF Nº3 OS-V2 LAT. UPPER/LOWER Nº3 OS-V2 END-CAP EMBOUT LAT SUP/INF Nº3 OS-V2	2
210135	TOPO LAT. INF. 20mm Nº5 OS-V2 Sol. Invisível LAT. INF. 20mm Nº5 END-CAP EMBOUT LAT. INF. 20mm Nº5 ou or ou	2
210136	TOPO LAT. INF. 40mm Nº9 OS-V2 Sol. Invisível LAT. INF. 40mm Nº9 END-CAP EMBOUT LAT. INF. 40mm Nº9 ou or ou	2
210159	TOPO ARO FIXO SOLEIRA OCULTA V2-N2 CONCEALED SILL FIXED FRAME END-CAP V2-N2 EMBOUT CADRE DORMANT SEUIL GÂCHE V2-N2	4
212066	CONJUNTO TOPOS OS 61 OS 61 END-CAP KIT KIT D'EMBOUT OS 61	2
210260	TOPO P/ OS 33 END-CAP EMBOUT	4
213273	CORTA-VENTO OS SUPERIOR UPPER CENTRAL GASKET PIÈCE D'ÉTANCHÉITE SUPÉRIEUR	1
213281	CORTA-VENTO SOL OCULTA OS 08 CONCEALED CENTRAL GASKET PIÈCE D'ÉTANCHÉITE CACHÉE ou or ou	1
213275	CORTA-VENTO SOL OCULTA OS 18 CONCEALED CENTRAL GASKET PIÈCE D'ÉTANCHÉITE CACHÉE (OS 18)	1
210268	GOTEIRA C/ VÁLVULA SVE FLAP VALVE CLAPET À VOILET	2
290020	PARAFUSO PAR 006 SCREW VIS	DIVERSOS DIVERSES DIVERS
215078	PEÇA ANTI-LEVANTAMENTO OS ANTI-LIFT ACCESSORY ANTI-LEVAGE ACCESSOIRE	2
215083	ANTI-LEVANTAMENTO GUIA INOX OS OS GUIDE ANTI-LIFT ACCESSORY ACCESSOIRE ANTI-LEVAGE POUR GUIDE	4
215194	CHAPA BLOQUEIO PELÚCIA PILE SEAL LOCK PLATE PLAQUE DE VERROUILLAGE DE JOINT BRASSE	2
210510	TOPO BLOQUEIO PELÚCIA CV PILE SEAL LOCK END-CAP CV EMBOUT DE VERROUILLAGE DE JOINT BRASSE CV	2
212246	CONJ. TOPOS CAL./SOL. OS-D 2-RAIL DRAINAGE CHANNEL/SILL OS-D 2-RAIL END-CAP KIT KIT D'EMBOUT DE GOÛTIERRE/SEUIL OS-D 2-RAIL	1

VEDANTES SEALENTS JOINTS		
CÓDIGO CODE	DESIGNAÇÃO DESIGNATION / NOMINATION	QUANTIDADE QUANTITY / QUANTITE
208458 ou or ou 208467	PELÚCIA 7x7 Cinza PILE SEAL JOINT BRASSE ou or ou 208467	6H
208450	PELÚCIA 7x5.5 PILE SEAL JOINT BRASSE	4L
208458 ou or ou 208467	PELÚCIA 7x7 Cinza PILE SEAL JOINT BRASSE (OS 08 OS 18) ou or ou 208467	2L
208468	PELÚCIA SRF 4x8 2P1M GRA Cinza PILE SEAL JOINT BRASSE	4L
208499	VD 2063.N	2H
208193	VD 2060	2L

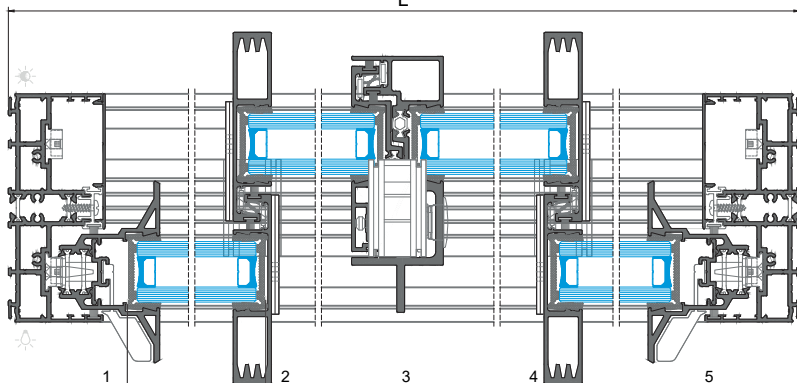
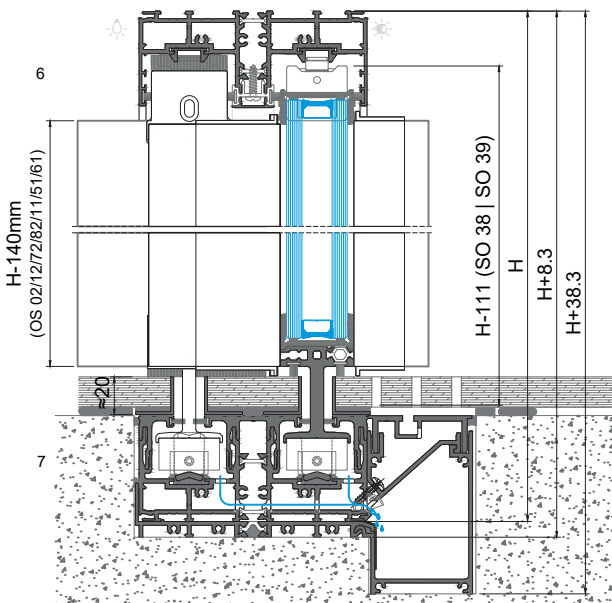
JANELA DE CORRER 4 FOLHAS - COM PERFIS SO 38 + SO 39
4 SASHES SLIDING WINDOW - WITH SO 38 + SO 39 PROFILES
FENÊTRE COULISSANT 4 VANTAUX - AVEC PROFILÉS SO 38 + SO 39



PERFIL | PROFILE | PROFILÉ - OS 08



PERFIL | PROFILE | PROFILÉ - OS 18



OS08 | OS18 = (L-11)/4

PERFIS | PROFILES | PROFILÉS

CÓDIGO CODE	DESIGNAÇÃO DESIGNATION NOMINATION	CORTE HORIZ. HORIZONTAL DETAIL DÉTAIL HORIZONTAL	CORTE VERT. VERTICAL DETAIL DÉTAIL VERTICALE		QUANT. QUANTITY	CORTE CUT COUPE
			OS 08	OS 18		
SO 11	ARO FIXO FIXED FRAME DORMANT	L		H	1+2	
SO 21	ARO FIXO SOLEIRA FIXED SILL FRAME SEUIL	L	-		1	
OS 61	ARO MÓVEL CENTRAL PROFILE PROFILÉ	-	H-120	H-140	4	
SO 38	PERFIL CENTRAL CONTRA FECHO	-	H-91	H-111	1	
SO 39	PERFIL CENTRAL FECHO	-	H-91	H-111	1	
OS 72	ARO MÓVEL LATERAL MOBILE FR. OUVRANT	-	H-120	H-140	2	
OS 33	VARETA ROD PROFILE TIGE	-	H-224	H-244	2	
SO 33	BARRA DE CREMONE DUPLA DOUBLE CREMONE BAR TIGE CREMONE DOUBLE	-	VARIÁVEL VARIABLE VARIABLE		4	
SO 60	TAMPA DE CANAL TRACK COVER PROFILE CACHE CANAL	-	H-79		2	
OS 35	GUIA SUP. UPPER GUIDE GUIDE SUPÉRIEUR	L-46			2	
OS 801	GUIA INF. INOX LOWER GUIDE GUIDE INFÉRIEUR	L-46			2	
OS 95	POLIAMIDA POLYAMIDE POLYAMIDE	(L-96)/4 (L-233)/4 (L-85)/4 (L-212)/4	H-74		2 2 2 2	
OS 30	PERFIL REMATE PROFILE PROFILÉ	(L-147)/4 (L-220)/4			2	
OS 08	ARO MÓVEL MOBILE FR. OUVRANT	(L-111)/4			4	
OS 18	PERFIL REMATE PROFILE PROFILÉ	(L-88)/4 (L-112)/4			4	
OS 40	PERFIL REMATE PROFILE PROFILÉ	(L-149)/4 (L-233)/4			2	

ACESSÓRIOS | ACCESSORIES | ACCESSOIRES

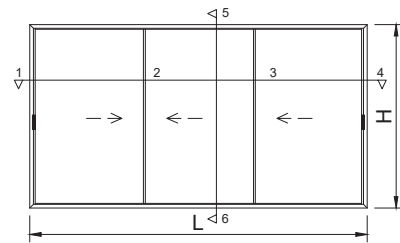
CÓDIGO CODE	DESIGNAÇÃO DESIGNATION NOMINATION	QUANTIDADE QUANTITY QUANTITÉ
205162	CARRINHO OS Nº5 ROLLER BEARING ROULEAU	8
205161	CARRINHO-GUIA OS SUPERIOR Nº3 UPPER GUIDE ROLLER BEARING Nº3 ROULEAU-GUIDE SUPÉRIEUR Nº3	8
205172	ESQUADRO 18-2210-D BLOCKING BRACKET ÉQUERRE	8
213017	CANTO ALINHAMENTO OS ANGLE ANGLE	8
202312	CONTRA-FECHO OS INOX 316L COUNTER-LOCK BRACKET CONTRE-FERMETURE SUPPORT	6
213217	AMORTECEDOR OS SHOCK ABSORBER AMORTISSEUR	6
280007	TESTA OS STRIKING PLATE GÂCHE	6
201065	FECHO LATERAL OS Nº3 Nº3 LATERAL LOCK SERRURE LATÉRALE Nº3	2
228166	MOLA PARA RETENÇÃO DE FECHO OS OS LATCH RETAINING SPRING RESSORT DE RETENUE POUR FERMETURE OS	2
210094	TOPO CENTRAL Nº2 OS-V2 ESQUERDO CENTRAL Nº2 LEFT END-CAP EMBOUT CENTRAL Nº2 GAUCHE	2
210095	TOPO CENTRAL Nº2 OS-V2 DIREITO CENT. Nº2 RIGHT END-CAP EMBOUT CENT. Nº2 DROITE	2
210125	TOPO CENTRAL Nº6 OS-V2 SOL OCULTA ESQUERDO CENTRAL Nº6 LEFT END-CAP EMBOUT CENTRAL Nº6 GAUCHE	2
210126	TOPO CENTRAL Nº6 OS-V2 SOL OCULTA DIREITO CENT. Nº6 RIGHT END-CAP EMBOUT CENT. Nº6 DROITE	2
210137	TOPO LATERAL SUP/INF Nº3 OS-V2 LAT. UPPER/LOWER Nº3 OS-V2 END-CAP EMBOUT LAT SUP/INF Nº3 OS-V2	2
210135	TOPO LAT. INF. 20mm Nº5 OS-V2 Sol. Invisível (OS 08) LAT. INF. 20mm Nº5 END-CAP EMBOUT LAT. INF. 20mm Nº5 ou or ou	2
210136	TOPO LAT. INF. 40mm Nº9 OS-V2 Sol. Invisível (OS 18) LAT. INF. 40mm Nº9 END-CAP EMBOUT LAT. INF. 40mm Nº9	2
213273	CORTA-VENTO OS SUPERIOR UPPER CENTRAL GASKET PIÈCE DÉTANCHÉITE SUPÉRIEUR	2
213281	CORTA-VENTO SOL OCULTA OS 08 CONCEALED CENTRAL GASKET PIÈCE DÉTANCHÉITE CACHÉE (OS 08)	2
213275	CORTA-VENTO SOL OCULTA OS 18 CONCEALED CENTRAL GASKET PIÈCE DÉTANCHÉITE CACHÉE (OS 18)	2
212066	CONJUNTO TOPOS OS 61 OS 61 END-CAP KIT KIT D'EMBOUT OS 61	4
210260	TOPO P/ OS 33 END-CAP EMBOUT	4
210268	GOTEIRA C/ VÁLVULA SVE FLAP VALVE CLAPET À VOILE	DIVERSOS DIVERSES DIVERS
290020	PARAFUSO PAR 006 SCREW VIS	DIVERSOS DIVERSES DIVERS
215078	PEÇA ANTI-LEVANTAMENTO OS ANTI-LIFT ACCESSORY ANTI-LEVAGE ACCESSOIRE	2
215083	ANTI-LEVANTAMENTO GUIA INOX OS OS GUIDE ANTI-LIFT ACCESSORY ACCESSOIRE ANTI-LEVAGE POUR GUIDE INOX OS	4
215194	CHAPA BLOQUEIO PELÚCIA PILE SEAL LOCK PLATE PLAQUE DE VERROUILLAGE DE JOINT BROSSÉ	8
210510	TOPO BLOQUEIO PELÚCIA CV PILE SEAL LOCK END-CAP CV EMBOUT DE VERROUILLAGE DE JOINT BROSSÉ CV	8
290004	PARAFUSO DIN7991 M5x8 INOX A2 SCREW VIS	2
212019	CONJ. TOPOS SO38/SO39 END-CAP KIT KIT D'EMBOUT	1*
201083	FECHO EMBUTIR 180º LOCK SERRURE	1
203006	CAIXA TRANSMISSÃO 180º CE DIR/ESQ GEAR BOX MÉCANISME	1
212000	CONJ. FECHO SO38/SO39 LOCK SET KIT FERMETURE	1

* USAR APENAS O TOPOS SUPERIORES
USE ONLY THE UPPER END-CAPS | UTILISER UNIQUEMENT LES EMBOUTS SUPÉRIEURES

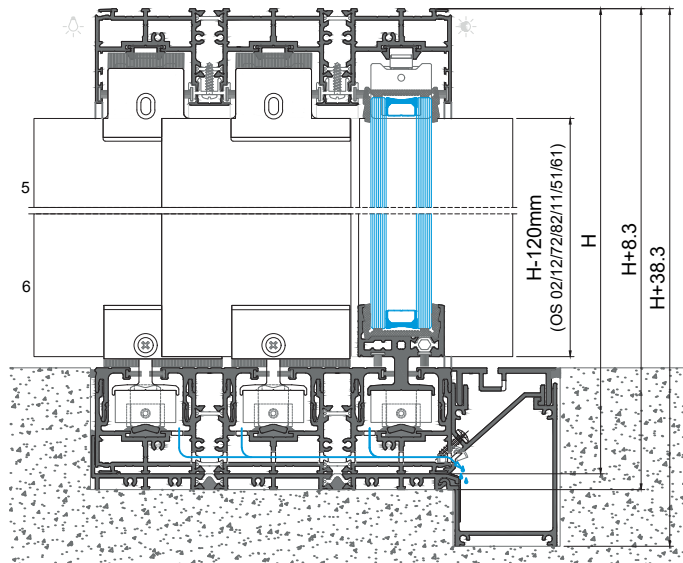
VEDANTES | SEALENTS | JOINTS

CÓDIGO CODE	DESIGNAÇÃO DESIGNATION NOMINATION	QUANTIDADE QUANTITY QUANTITÉ
208458 ou or ou	PELÚCIA 7x7 Cinza PILE SEAL JOINT BROSSÉ	8H
208467	PELÚCIA 7x7 Preta PILE SEAL JOINT BROSSÉ	8H
208450	PELÚCIA 7x5.5 PILE SEAL JOINT BROSSÉ	8L+3H
208597	PELÚCIA SRF SRF 4X8X100 2P1M PILE SEAL JOINT BROSSÉ	8un.
208499	VD 2063.N	6H
208193	VD 2060	2L
208225	JUNTA DE ESTANQUIDADE 2050 GASKET JOINT	1H

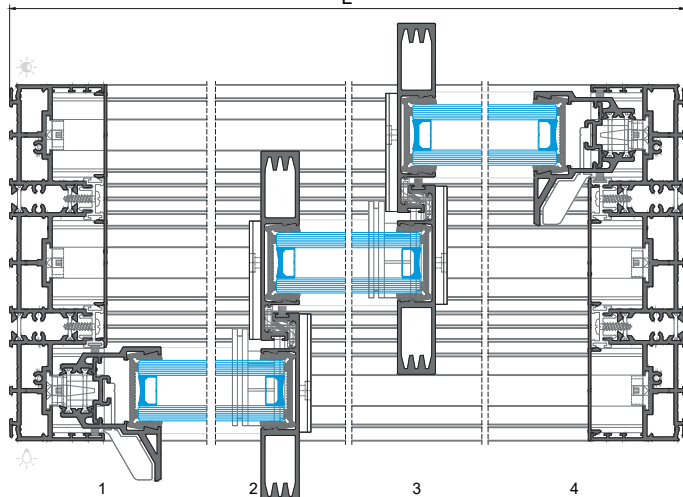
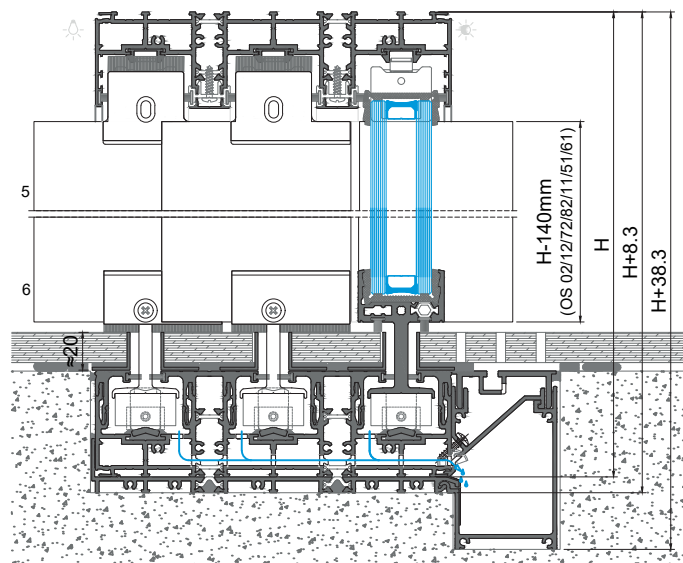
JANELA DE CORRER 3 FOLHAS
3 SASHES SLIDING WINDOW
FENÊTRE COULISSANT 3 VANTAUX



PERFIL | PROFILE | PROFILÉ - OS 08



PERFIL | PROFILE | PROFILÉ - OS 18



PERFIS | PROFILES | PROFILÉS

CÓDIGO CODE	DESIGNAÇÃO DESIGNATION NOMINATION	CORTE HORIZ. HORIZONTAL DETAIL		CORTE VERT. VERTICAL DETAIL		QUANT. QUANTITY	CORTE CUT COUPE
		OS 08	OS 18	OS 08	OS 18		
SO 12	ARO FIXO FIXED FRAME DORMANT	L		H		1+2	
SO 22	ARO FIXO SOLEIRA FIXED SILL FRAME SEUIL	L		-		1	
OS 82	ARO MÓVEL LATERAL MOBILE FR. OUVRANT	-		H-120	H-140	2	
OS 33	VARETA ROD PROFILE TIGE	-		H-224	H-244	2	
OS 61	ARO MÓVEL CENTRAL PROFILE PROFILÉ	-		H-120	H-140	4	
OS 08	ARO MÓVEL MOBILE FR. OUVRANT	(L/3)-32		-		3	
OS 40	PERFIL REMATE PROFILE PROFILÉ	(L/3)-26.5		-		2	
OS 18	PERFIL REMATE PROFILE PROFILÉ	(L/3)-36.5)x2		-		2	
OS 41	PERFIL REMATE PROFILE PROFILÉ	(2L-265)/3		-		2	
OS 801	GUIA INF. INOX LOWER GUIDE GUIDE INFÉRIEUR	L-46		-		3	
OS 35	GUIA SUP. UPPER GUIDE GUIDE SUPÉRIEUR	L-46		-		3	
OS 95	POLIAMIDA POLYAMIDE POLYAMIDE	(2L-225)/3 (L-85)/3 (2L-217)/3 (L-77)/3		H-74		2 + 4	
OS 30	PERFIL REMATE PROFILE PROFILÉ	(L/3)+44)x2		-		2	
SO 61	TAMPA DE CANAL TRACK COVER PROFILE CACHE CANAL	-		H-79		2	
SO 84	PERFIL SOLEIRA SILL PROFILE PROFILÉ DE SEUIL						
SO 25	PERFIL CALEIRA DRAINAGE CHANNEL GOÛTTIÈRE DE VIDANGE						
SO 59	TAMPA DE CALEIRA DRAINAGE CHANNEL GRID GRILLE POUR GOÛTTIÈRE DE VIDANGE						
VO 11	PERFIL FIXAÇÃO TAMPA DRAINAGE CHANNEL GRID FIX. PROF. PROF. FIXATION GRILLE						

CONSULTAR DEPARTAMENTO TÉCNICO
CONSULT TECHNICAL DEPARTMENT
CONSULTER DÉPARTEMENT TECHNIQUE

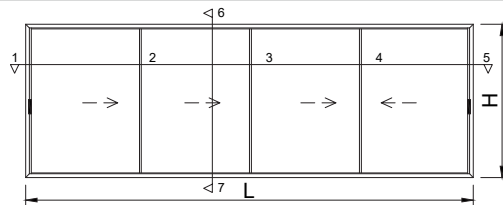
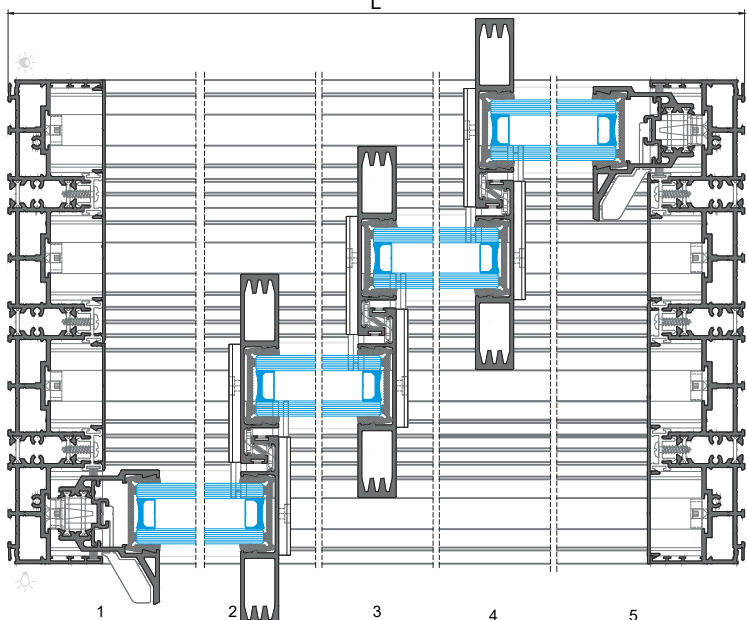
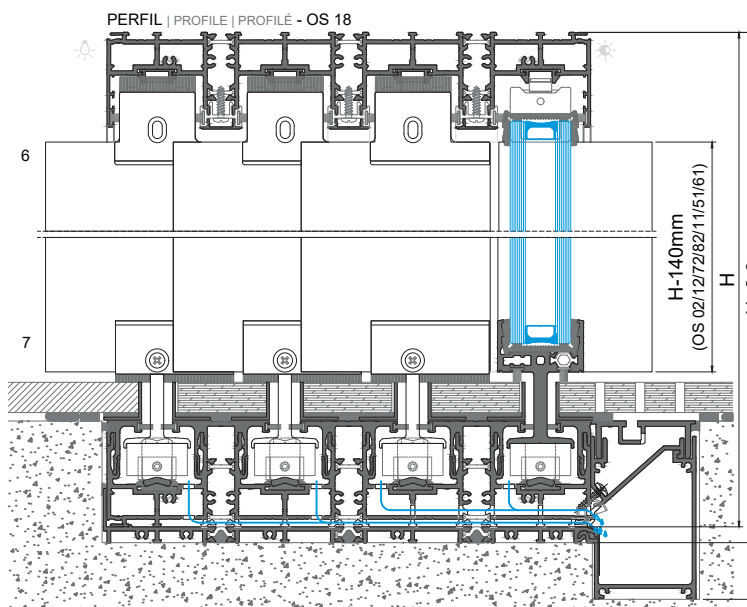
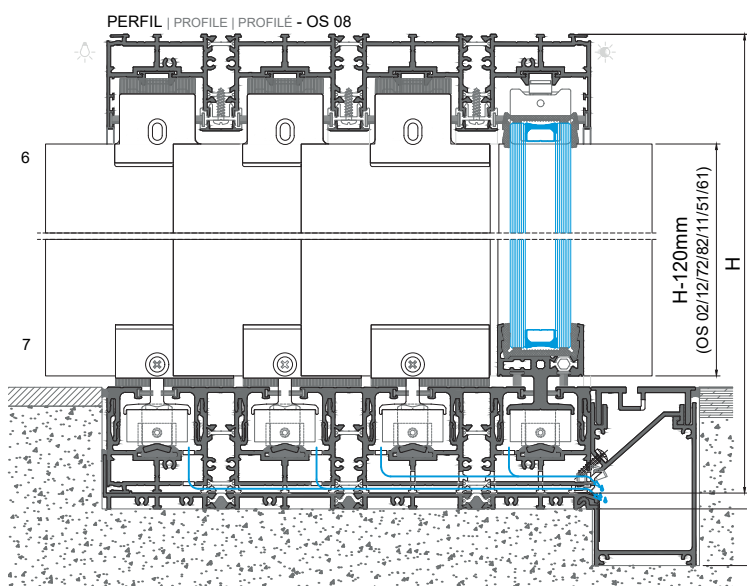
ACESSÓRIOS | ACCESSORIES | ACCESSOIRES

CÓDIGO CODE	DESIGNAÇÃO DESIGNATION NOMINATION	QUANTIDADE QUANTITY QUANTITÉ
205162	CARRINHO OS Nº5 ROLLER BEARING ROULEAU	6
205161	CARRINHO-GUIA OS SUPERIOR Nº3 UPPER GUIDE ROLLER BEARING N3 ROULEAU-GUIDE SUPÉRIEUR N3	6
205172	ESQUADRO 18-2210-D BLOCKING BRACKET ÉQUERRE	16
213017	CANTO ALINHAMENTO OS ANGLE ANGLE	4
202312	CONTRA-FECHO OS INOX 316L COUNTER-LOCK BRACKET CONTRE-FERMETURE SUPPORT	6
213217	AMORTECEDOR OS SHOCK ABSORBER AMORTISSEUR	6
280007	TESTA OS STRIKING PLATE GÂCHE	6
201065	FECHO LATERAL OS Nº3 Nº3 LATERAL LOCK SERRURE LATÉRALE Nº3	2
228166	MOLA PARA RETENÇÃO DE FECHO OS OS LOCK RETAINER SPRING RESSORT DE RETENUE POUR FERMETURE OS	2
210125	TOPO CENTRAL Nº6 OS-V2 SOL OCULTA ESQ CENTRAL END-CAP Nº6 OS-V2 LEFT EMBOUT CENTRAL Nº6 OS-V2 GAUCHE	4
210095	TOPO CENTRAL Nº2 OS-V2 DIREITO CENT. Nº2 RIGHT END-CAP EMBOUT CENT. Nº2 DROITE	4
210137	TOPO LATERAL SUPINF Nº3 OS-V2 LAT. UPPER LOWER Nº3 OS-V2 END-CAP EMBOUT LAT. SUPINF Nº3 OS-V2	2
210135	TOPO LAT. INF. 20mm Nº5 OS-V2 Sol. Invisível LAT. INF. 20mm Nº5 END-CAP EMBOUT LAT. INF. 20mm Nº5 (OS 08) ou or ou	2
210136	TOPO LAT. INF. 40mm Nº9 OS-V2 Sol. Invisível LAT. INF. 40mm Nº9 END-CAP EMBOUT LAT. INF. 40mm Nº9 (OS 18)	2
210159	TOPO ARO FIXO SOLEIRA OCULTA V2-N2 CONCEALED SILL FIXED FRAME END-CAP V2-N2 EMBOUT CADRE DORMANT SEUIL CACHÉ V2-N2	6
212066	CONJUNTO TOPOS OS 61 OS 61 END-CAP KIT KIT D'EMBOUT OS 61	4
210260	TOPO P/ OS 33 END-CAP EMBOUT	4
213273	CORTA-VENTO OS SUPERIOR UPPER CENTRAL GASKET PIÈCE D'ÉTANCHÉITE SUPÉRIEUR	2
213281	CORTA-VENTO SOL OCULTA OS 08 CONCEALED CENTRAL GASKET PIÈCE D'ÉTANCHÉITE CACHÉE (OS 08) ou or ou	2
213275	CORTA-VENTO SOL OCULTA OS 18 CONCEALED CENTRAL GASKET PIÈCE D'ÉTANCHÉITE CACHÉE (OS 18)	2
210268	GOTEIRA C/ VÁLVULA SVE FLAP VALVE CLAPET À VOLET	DIVERSOS DIVERSES DIVERS
290020	PARAFUSO PAR 006 SCREW VIS	DIVERSOS DIVERSES DIVERS
215078	PEÇA ANTI-LEVANTAMENTO OS ANTI-LIFT ACCESSORY ANTI-LEVAGE ACCESSOIRE	2
215083	ANTI-LEVANTAMENTO GUIA INOX OS OS GUIDE ANTI-LIFT ACCESSORY ACCESSOIRE ANTI-LEVAGE POUR GUIDE	6
215194	CHAPA BLOQUEIO PELÚCIA PILE SEAL LOCK PLATE PLAQUE DE VERROUILLAGE DE JOINT BROSSE	4
210510	TOPO BLOQUEIO PELÚCIA CV PILE SEAL LOCK END-CAP CV EMBOUT DE VERROUILLAGE DE JOINT BROSSE CV	4
212247	CONJ. TOPOS CAL./SOL. OS-D 3-RAIL DRAINAGE CHANNEL/SILL OS-D 3-RAIL END-CAP KIT KIT D'EMBOUT DE GOÛTTIÈRE/SEUIL OS-D 3-RAIL	1

VEDANTES | SEALENTS | JOINTS

CÓDIGO CODE	DESIGNAÇÃO DESIGNATION NOMINATION	QUANTIDADE QUANTITY QUANTITÉ
208458 ou or ou 208467	PELÚCIA 7x7 Cinza PILE SEAL JOINT BROSSE ou or ou PELÚCIA 7x7 Preta PILE SEAL JOINT BROSSE	8H
208450	PELÚCIA 7x5.5 PILE SEAL JOINT BROSSE	6L
208458 ou or ou 208467	PELÚCIA 7x7 Cinza PILE SEAL JOINT BROSSE (OS 08 OS 18) ou or ou PELÚCIA 7x7 Preta PILE SEAL JOINT BROSSE (OS 08 OS 18)	2L
208468	PELÚCIA SRF 4x8 2P1M GRA Cinza PILE SEAL JOINT BROSSE	6L
208499	VD 2063.N	4H
208193	VD 2060	3L

JANELA DE CORRER 4 FOLHAS
4 SASHES SLIDING WINDOW
FENÊTRE COULISSANT 4 VANTAOX



PERFIS | PROFILES | PROFILÉS

CÓDIGO CODE	DESIGNAÇÃO DESIGNATION NOMINATION	CORTE HORIZ. HORIZONT. DETAIL DETAIL HORIZONTAL	CORTE VERT. VERTICAL DETAIL DETAIL VERTICAL	QUANT. QUANTITY	CORTE CUT - COUPE
OS 13	ARO FIXO FIXED FRAME DORMANT	L	H	1+2	
OS 23	ARO FIXO SOLEIRA FIXED SILL FRAME SEUIL	L	-	1	
OS 82	ARO MÓVEL LATERAL MOBILE FR. OUVRANT	-	H-120 H-140	2	
OS 33	VARETA ROD PROFILE TIGE	-	H-224 H-244	2	
OS 61	ARO MÓVEL CENTRAL PROFILE PROFILÉ	-	H-120 H-140	6	
OS 08	ARO MÓVEL MOBILE FR. OUVRANT	(L-85)/4	-	4	
OS 40	PERFIL REMATE PROFILE PROFILÉ	(L-60)/4 (3xL-340)/4	-	2	
OS 41	PERFIL REMATE PROFILE PROFILÉ	(3L-400)/4 (L-131)/2 (L-121)/4	-	2	
OS 801	GUIA INF. INOX LOWER GUIDE GUIDE INFÉRIEUR	L-46	-	4	
OS 35	GUIA SUP. UPPER GUIDE GUIDE SUPÉRIEUR	L-46	-	4	
OS 95	POLIAMIDA POLYAMIDE POLYAMIDE	(3L-348)/4 (L-104)/2 (L-68)/4 (L-61)/4 (L-100)/2 (3xL-341)/4	H-74	2 2 2 2 2 2	+ 6
OS 30	PERFIL REMATE PROFILE PROFILÉ	(L-119)/4 (L-132)/2 (3xL-404)/4	-	2 2 2	
SO 63	TAMPA DE CANAL TRACK COVER PROFILÉ CACHE CANAL	-	H-79	2	
SO 61	TAMPA DE CANAL TRACK COVER PROFILÉ CACHE CANAL	-	H-79	2	
SO 83	PERFIL SOLEIRA SILL PROFILE PROFILÉ DE SEUIL	CONSULTAR DEPARTAMENTO TÉCNICO CONSULT TECHNICAL DEPARTMENT CONSULTER DÉPARTEMENT TECHNIQUE			
SO 25	PERFIL CALEIRA DRAINAGE CHANNEL GOUTTIÈRE DE VIDANGE				
SO 59	TAMPA DE CALEIRA DRAINAGE CHANNEL GRID GRILLE POUR GOUTTIÈRE DE VIDANGE				
VO 11	PERFIL FIXAÇÃO TAMPA CHANNEL GRID FIX. PROF. PROF. FIXATION GRILLE				

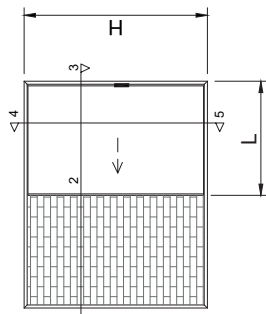
ACESSÓRIOS | ACCESSORIES | ACCESSOIRES

CÓDIGO CODE	DESIGNAÇÃO DESIGNATION NOMINATION	QUANTIDADE QUANTITY QUANTITÉ
205162	CARRINHO OS Nº5 ROLLER BEARING ROULEAU	8
205161	CARRINHO-GUIA OS SUPERIOR Nº3 UPPER-GUIDE ROLLER BEARING Nº3 ROULEAU-GUIDE SUPÉRIEUR Nº3	8
205172	ESQUADRO 18-2210-D BLOCKING BRACKET ÉQUERRE	16
213017	CANTO ALINHAMENTO OS ANGLE ANGLE	4
202312	CONTRA-FECHO OS INOX 316L COUNTER-LOCK BRACKET CONTRE-FERMETURE SUPPORT	6
213217	AMORTECEDOR OS SHOCK ABSORBER AMORTISSEUR	6
280007	TESTA OS STRIKING PLATE GÂCHE	6
201065	FECHO LATERAL OS Nº3 Nº3 LATERAL LOCK SERRURE LATÉRALE Nº3	2
228166	MOLA PARA RETENÇÃO DE FECHO OS OS LOCK RETAINER SPRING RESSORT DE RETENUE POUR FERMETURE OS	2
210125	TOPO CENTRAL Nº6 OS-V2 SOL OCULTA ESQ CENTRAL END-CAP Nº6 OS-V2 CONCEALED CENTRAL N	6
210095	TOPO CENTRAL Nº6 OS-V2 SOL OCULTA D CENT. Nº2 RIGHT END-CAP EMBOUT CENT. Nº2 DROITE	6
210137	TOPO LATERAL SUP/INF Nº3 OS-V2 LAT. UPPER/LOWER Nº3 OS-V2 END-CAP EMBOUT LAT. SUP/INF Nº3 OS-V2	2
210135	TOPO LAT. INF. 20mm Nº5 OS-V2 Sol. Invisível LAT. INF. 20mm Nº5 END-CAP EMBOUT LAT. INF. 20mm Nº5 (OS 08)	2
210136	TOPO LAT. INF. 40mm Nº9 OS-V2 Sol. Invisível LAT. INF. 40mm Nº9 END-CAP EMBOUT LAT. INF. 40mm Nº9 (OS 18)	2
210159	TOPO ARO FIXO SOLEIRA OCULTA V2-N2 CONCEALED SILL FIXED FRAME END-CAP V2-N2 EMBOUT CADRE DORMANT SEUIL CACHE V2-N2	8
212066	CONJUNTO TOPOS OS 61 OS 61 END-CAP KIT KIT D'EMBOUT OS 61	6
210260	TOPO P/ OS 33 END-CAP EMBOUT	4
213273	CORTA-VENTO OS SUPERIOR UPPER CENTRAL GASKET PIÈCE D'ÉTANCHÉITE SUPÉRIEUR	3
213281	CORTA-VENTO SOL OCULTA OS 08 CONCEALED CENTRAL GASKET PIÈCE D'ÉTANCHÉITE CACHÉE (OS 08)	3
213275	CORTA-VENTO SOL OCULTA OS 18 CONCEALED CENTRAL GASKET PIÈCE D'ÉTANCHÉITE CACHÉE (OS 18)	3
210268	GOTEIRA C/ VÁLVULA SVE FLAP VALVE CLAPET À VOLET	6
290020	PARAFUSO PAR 006 SCREW VIS	DIVERSOS DIVERS DIVERS
215078	PEÇA ANTI-LEVANTAMENTO OS ANTI-LIFT ACCESSORY ANTI-LEVAGE ACCESSOIRE	2
215083	ANTI-LEVANTAMENTO GUIA INOX OS OS GUIDE ANTI-LIFT ACCESSORY ACCESSOIRE ANTI-LEVAGE POUR GUIDE	8
215194	CHAPA BLOQUEIO PELÚCIA PILE SEAL LOCK PILE BROSSE DE VERROUILLAGE DE JOINT BROSSE	6
210510	TOPO BLOQUEIO PELÚCIA CV PILE SEAL LOCK END-CAP CV EMBOUT DE VERROUILLAGE DE JOINT BROSSE CV	6
212251	CONJ. TOPOS CAL/SOL OS-D 4-RAIL DRAINAGE CHANNEL/SILL OS-D 4-RAIL END-CAP KIT KIT D'EMBOUT DE GOUTTIÈRE/SEUIL OS-D 4-RAIL	1

VEDANTES | SEALENTS | JOINTS

CÓDIGO CODE	DESIGNAÇÃO DESIGNATION NOMINATION	QUANTIDADE QUANTITY QUANTITÉ
208458 ou or ou 208467	PELÚCIA 7x7 Cinza PILE SEAL JOINT BROSSE ou or ou 208467	10H
208450	PELÚCIA 7x5.5 PILE SEAL JOINT BROSSE	8L
208458 ou or ou 208467	PELÚCIA 7x7 Cinza PILE SEAL JOINT BROSSE - OS 08 OS 18 ou or ou 208467	2L
208468	PELÚCIA SRF 4x8 2P1M GRA Cinza PILE SEAL JOINT BROSSE	8L
208499	VD 2063.N	6H
208193	VD 2060	4L

JANELA DE CORRER DE EMBUTIR COM 1 FOLHA
1 SASH POCKET SLIDING WINDOW
FENÊTRE COULISSANT À GALANDAGE 1 VANTAIL

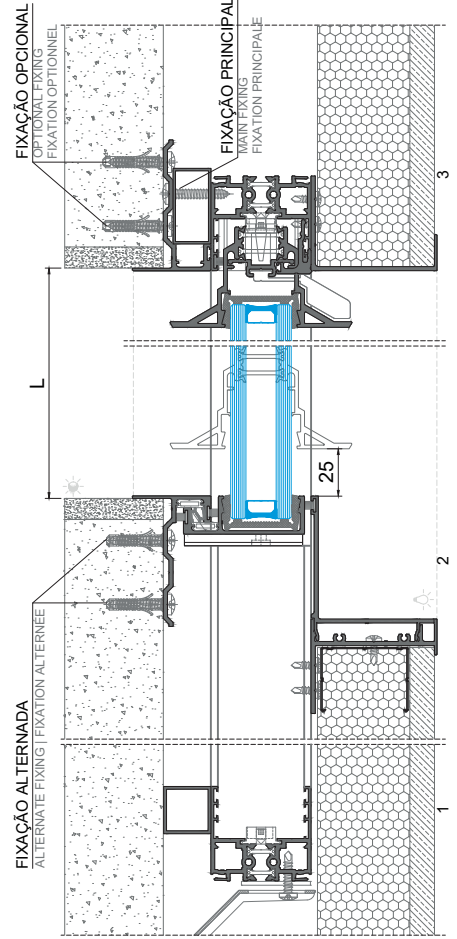
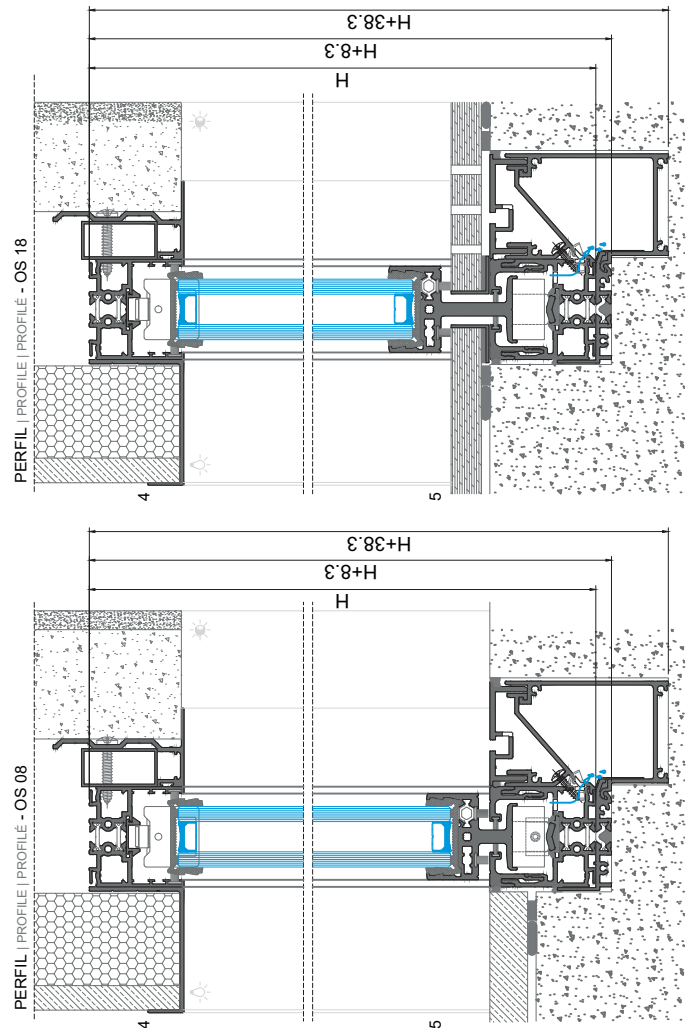


PERFIS PROFILÉS		CORTE VERT. CORTE VERT.		CORTE HORIZ. CORTE HORIZ.	
CODIGO CODE	DESIGNAÇÃO NOMINATION	HORIZONT. DETAIL HORIZONTAL	VERTICAL DETAIL VERTICAL	QUANT. QUANTITE	CUT COUPE
SO 14	ARO FIXO FIXED FRAME DORMANT	(Lx2)+65	H	1+2	
SO 24	ARO FIXO SOLEIRA FIXED SILL FRAME SEUIL	(Lx2)+65	-	1	
OS 72	ARO MÓVEL LATERAL MOBILE FR. LATERAL	-	H-120 H-140	1	
OS 33	VARETA ROD PROFILE TIGE	-	H-224 H-244	1	
OS 11	ARO MÓVEL CENTRAL MOBILE FR. CENTRAL	-	H-120 H-140	1	
OS 08	ARO MÓVEL MOBILE FR. DORMANT	L-1	-	1	
OS 18	PERFIL REMATE PROFILE PROFILÉ	L+22	-	2	
OS 40	PERFIL REMATE PROFILE PROFILÉ	(Lx2)+19	-	1	
OS 801	GUIA SUP. UPPER GUIDE GUIDE SUPERIEUR	(Lx2)+19	-	1	
OS 35	PERFIL REMATE PROFILE PROFILÉ				
OS 46	PERFIL REMATE PROFILE PROFILÉ				
OS 47	PERFIL REMATE PROFILE PROFILÉ				
OS 48	PERFIL REMATE PROFILE PROFILÉ				
KO 25	PERFIL REMATE PROFILE PROFILÉ				
KP 42	PERFIL REMATE PROFILE PROFILÉ				
SO 80	PERFIL SOLEIRA SILL PROFILE PROFILÉ DE SEUIL				
SO 25	PERFIL CALEIRA DRAINAGE CHANNEL GOUTTERIERE DE VIDANGE				
SO 59	TAMPA DE CALEIRA DRAINAGE CHANNEL GRID GRILLE POUR GOUTTERIERE DE VIDANGE				
VO 11	PERFIL FIXAÇÃO TAMPA DRAINAGE CHANNEL GRID FIX. PROF. PROF. FIXATION GRILLE				

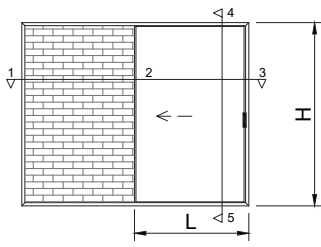
CONSULTAR DEPARTAMENTO TÉCNICO
CONSULTER DÉPARTEMENT TECHNIQUE

ACESSÓRIOS ACCESSORIES ACCESSOIRES		QUANTIDADE QUANTITE	
CODIGO CODE	DESIGNAÇÃO DESIGNATION	QUANT. QUANTITE	CUT COUPE
205162	CARRINHO OS N°5 ROLLER BEARING ROULEAU	2	
205161	CARRINHO-GUIA OS SUPERIOR N°3 UPPER GUIDE ROLLER BEARING N3 ROULEAU-GUAI DE SUPERIEUR N3	2	
205173	ESQUADRO 18-1310-C BLOCKING BRACKET ÉQUERRE	8	
213017	CANTO ALINHAMENTO OS ANGLE ANGLE	4	
202312	CONTRA-FECHO OS INOX 316L COUNTER-LOCK BRACKET CONTRE-FERME TURE SUPPORT	3	
213217	AMORTECEDOR OS SHOCK ABSORBER AMORTISSEUR	3	
260007	TESTA OS STRINGING PLATE GÂCHE	3	
201085	FECHO LATERAL OS N°3 N°3 LATERAL LOCK BERRURE LATÉRALE N°3	1	
228166	MOLA PARA RETENÇÃO DE FECHO OS OS LOCK RETAINER SPRING RESSORT DE RETENUE POUR FERMETURE OS	1	
210094	TOPO CENTRAL N°2 OS-VZ ESQUERDO UPPER LOWER N°2 OS-VZ LEFT SUPRIN N°2 OS-VZ GAUCHE	1	
210126	TOPO CENTRAL N°6 OS-VZ SOL. OCULTA DIREITO UPPER LOWER N°6 OS-VZ SOL. HIDDEN RIGHT SUPRIN N°6 OS-VZ DROITE	1	
210137	TOPO LATERAL SUPINF N°3 OS-VZ LAT. UPPER LOWER N°3 OS-VZ END-CAP EMBOUT LAT. SUPINF N°3 OS-VZ	1	
210135	TOPO LAT. INF. 20mm N°5 OS-VZ SOL. Invisível (OS 08) LAT. INF. 20mm N°5 OS-VZ SOL. HIDDEN (OS 08) en bas en bas	1	
210136	TOPO LAT. INF. 40mm N°9 OS-VZ SOL. Invisível (OS 18) LAT. INF. 40mm N°9 OS-VZ SOL. HIDDEN (OS 18) en bas en bas	1	
210159	TOPO ARO FIXO SOLEIRA OCULTA VZ-N2 CONCEALED SILL FIXED FRAME END-CAP VZ-N2 EMBOUT CADRE DORMANT SEUIL CACHE VZ-N2	1	
210268	GOTEIRA C/ VÁLVULA SVE FLAP VALVE CLAPET À VOILET	2	
260020	PARAFUSO PAR 006 SCREW VIS	2	
210260	TOPO P/ OS 33 END-CAP EMBOUT	2	
215078	PEÇA ANTI-LEVANTAMENTO OS OS ANTI-LIFTING PART PIÈCE ANTI-LEVANTEMENT OS	1	
215083	ANTI-LEVANTAMENTO GUIA INOX OS OS ANTI-LIFTING GUIDE INOX ANTI-LEVANTEMENT GUIDE INOX OS	2	
215184	CHAPA BLOQUEIO PELÚCIA PILE SEAL LOCK PLATE PLAQUE DE VERROUILLAGE DE JOINT BROUSSE	2	
212245	CONJ. TOPOS CAL/SOL. OS-D TRAIL DRAINAGE CHANNEL/SILL OS-D -TRAIL END-CAP KIT EMBOUT DE GOUTTER/SEUIL OS-D -TRAIL	1	

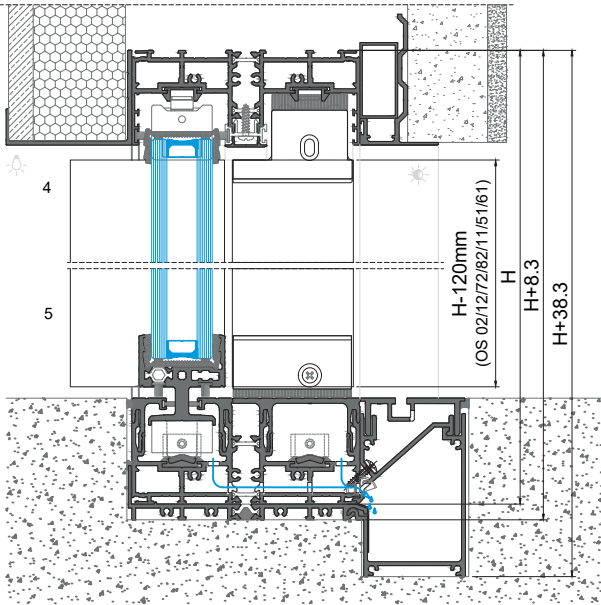
VEDANTES SEALENTS JOINTS		QUANTIDADE QUANTITE	
CODIGO CODE	DESIGNAÇÃO DESIGNATION	QUANT. QUANTITE	CUT COUPE
208458	PELÚCIA 7x7 Cinza PILE SEAL JOINT BROUSSE	5H	
208467	PELÚCIA 7x7 Preta PILE SEAL JOINT BROUSSE	4L	
208460	PELÚCIA 7x5.5 PILE SEAL JOINT BROUSSE	2L	
208458	PELÚCIA 7x7 Cinza PILE SEAL JOINT BROUSSE (OS 08 OS 18)	2L	
208467	PELÚCIA 7x7 Preta PILE SEAL JOINT BROUSSE (OS 08 OS 18)	2L	
208468	PELÚCIA SRF 4x8 2P1M Cinza PILE SEAL JOINT BROUSSE	2H	
208499	VD 2063.N	2L	
208193	VD 2060		



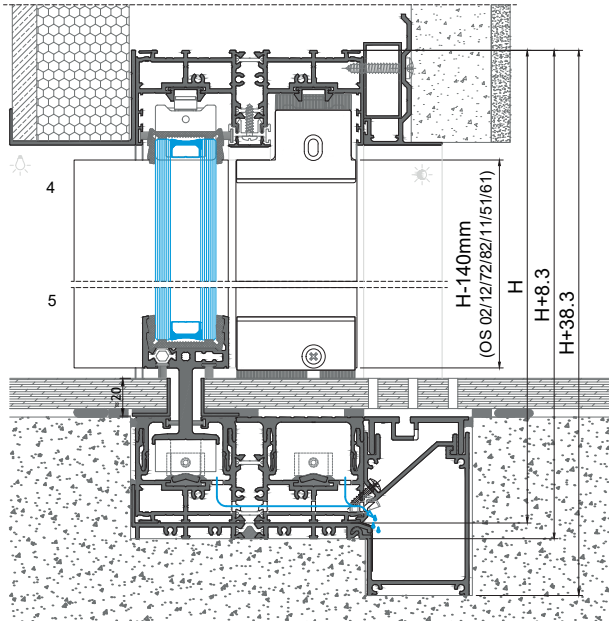
JANELA DE CORRER DE EMBUTIR COM 1 FOLHA 2-RAIL
1 SASH 2-RAIL POCKET SLIDING WINDOW
FENÊTRE COULISSANT À GALANDAGEÀ 1 VANTAIL 2-RAIL



PERFIL | PROFILE | PROFILÉ - OS 08

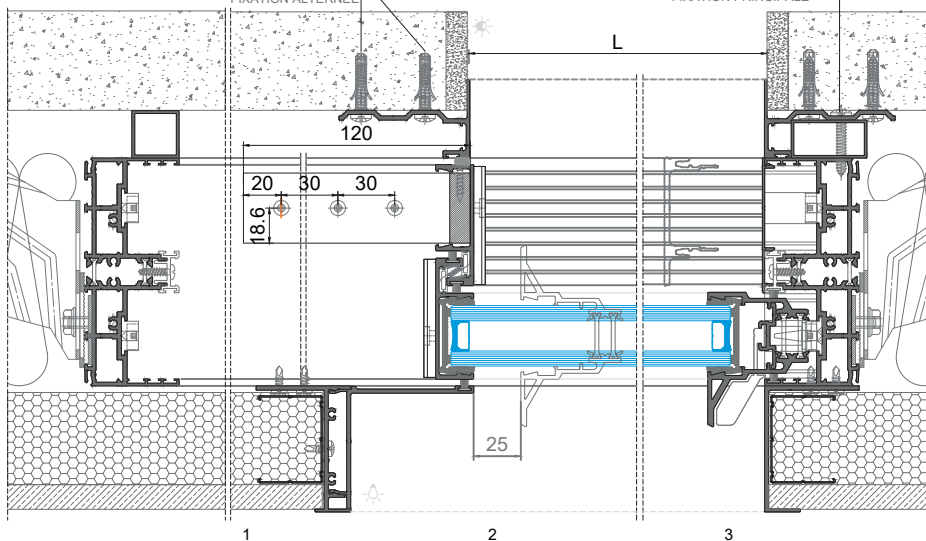


PERFIL | PROFILE | PROFILÉ - OS 18

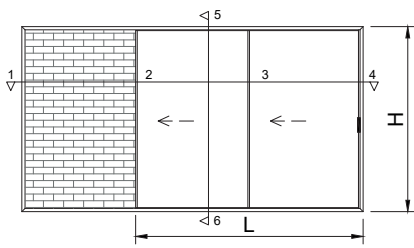


FIXAÇÃO ALTERNADA
ALTERNATE FIXING
FIXATION ALTERNÉE

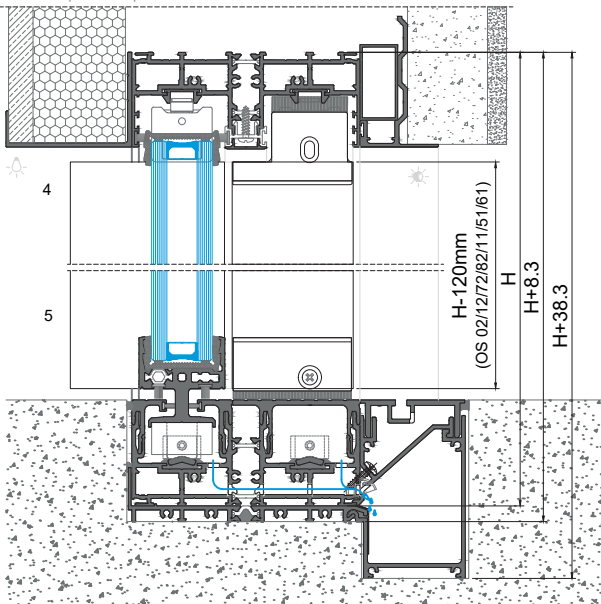
FIXAÇÃO PRINCIPAL
MAIN FIXING
FIXATION PRINCIPALE



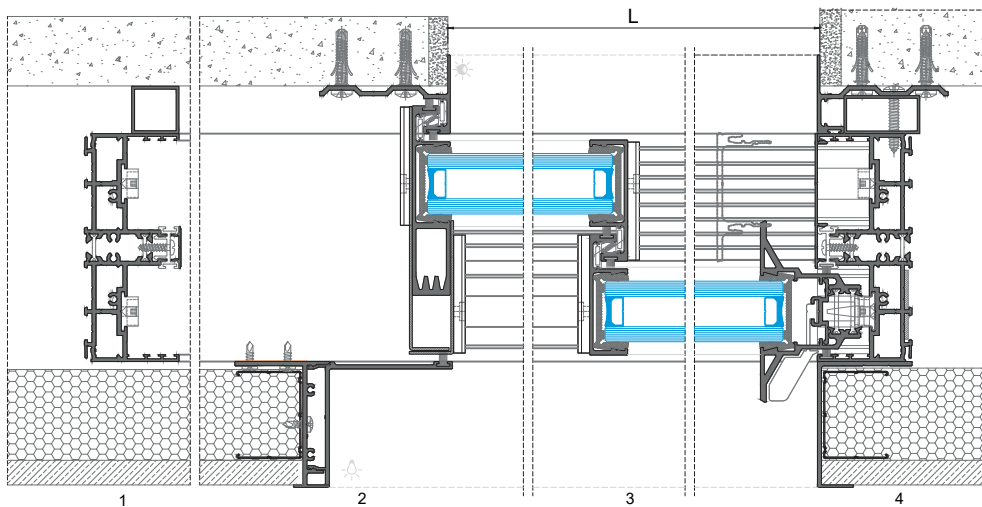
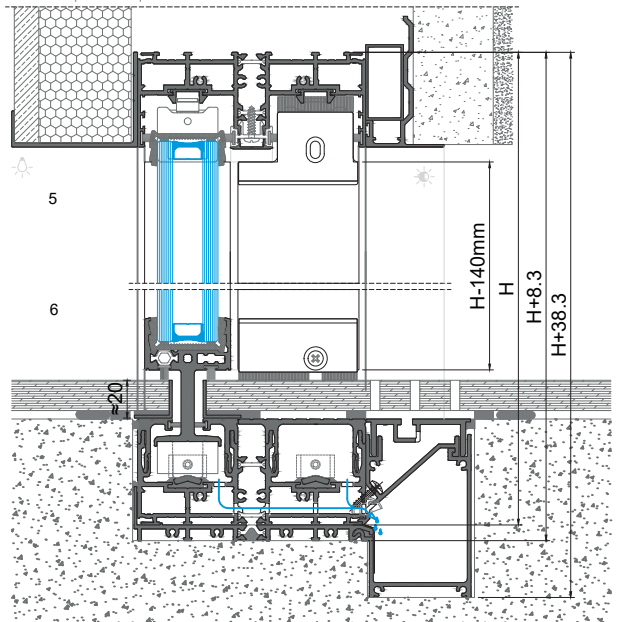
JANELA DE CORRER DE EMBUTIR COM 2 FOLHAS 2-RAIL
2 SASHES 2-RAIL POCKET SLIDING WINDOW
FENÊTRE COULISSANT À GALANDAGE À 2 VANTAUX 2-RAIL



PERFIL | PROFILE | PROFILÉ - OS 08



PERFIL | PROFILE | PROFILÉ - OS 18



JANELA DE CORRER 2 FOLHAS COM APLICAÇÃO DE REDE MOSQUITEIRA PELO EXTERIOR

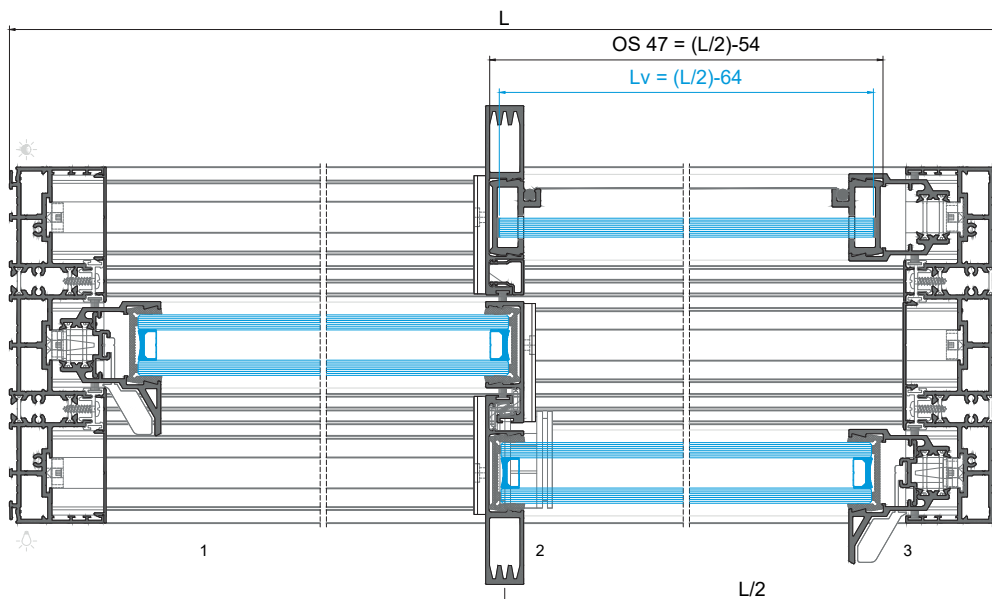
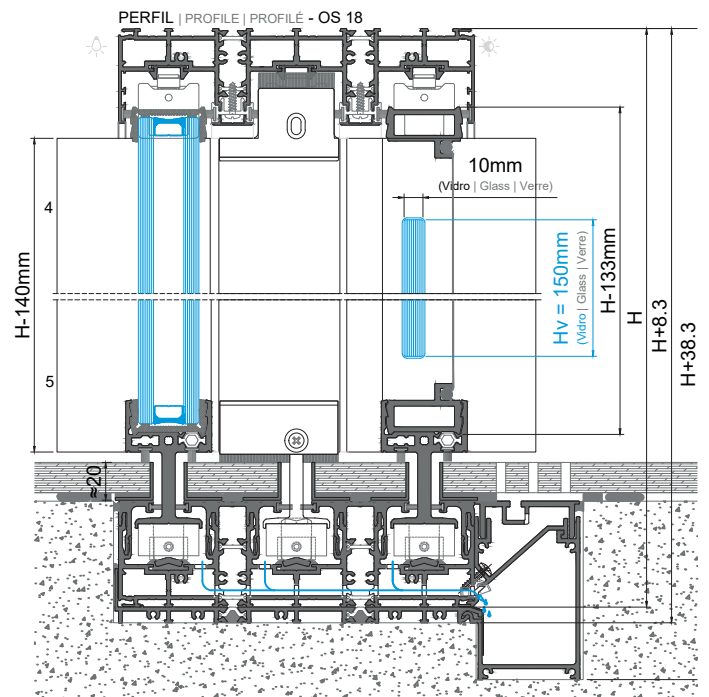
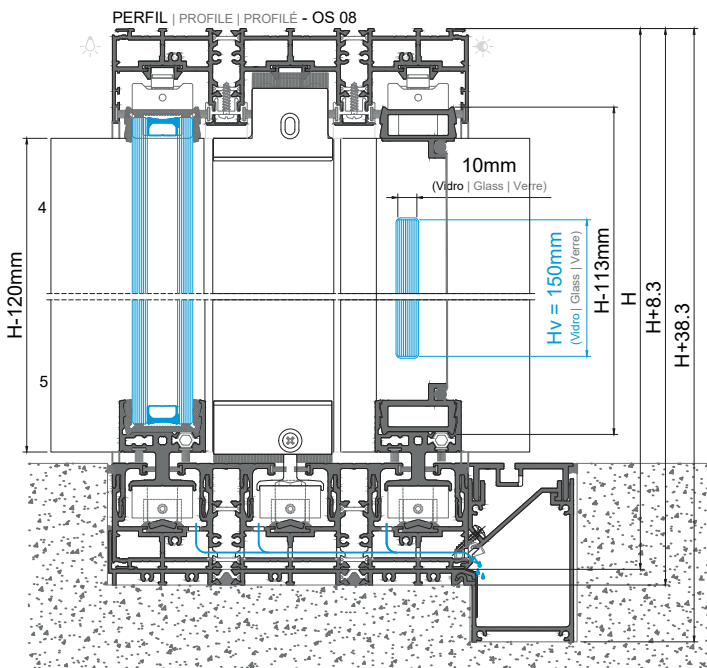
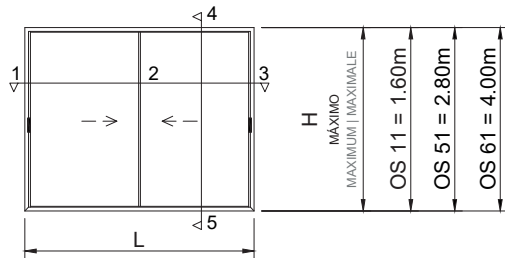
Perfis OS 08 e OS 18

2 SASHES SLIDING WINDOW WITH OUTER MOSQUITO NET

Profiles OS 08 and OS 18

FENÊTRE COULISSANT 2 VANTAUX AVEC MOUSTIQUAIRE VERS L'EXTÉRIEUR

Profils OS 08 et OS 18





Clube de Vela da Costa Nova | Aveiro | Ferreira Arquitectos | Fotografia Ivo Tavares Studio

VI

MAQUINAÇÕES, CORTES E FRESAGENS MACHININGS, CUTS AND MILLINGS USINAGES, COUPES ET FRAISAGES

MAQUINAÇÕES E FRESAGENS EM AROS FIXOS
FIXED FRAMES MACHININGS AND MILLINGS
USINAGES ET FRAISAGES EN DORMANTS

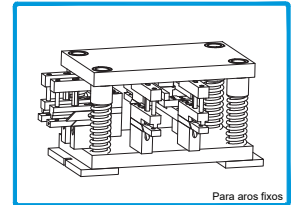
VI . 1

MAQUINAÇÕES E FRESAGENS EM AROS MÓVEIS
MOBILE FRAMES MACHININGS AND MILLINGS
USINAGES ET FRAISAGES EN OUVRANTS

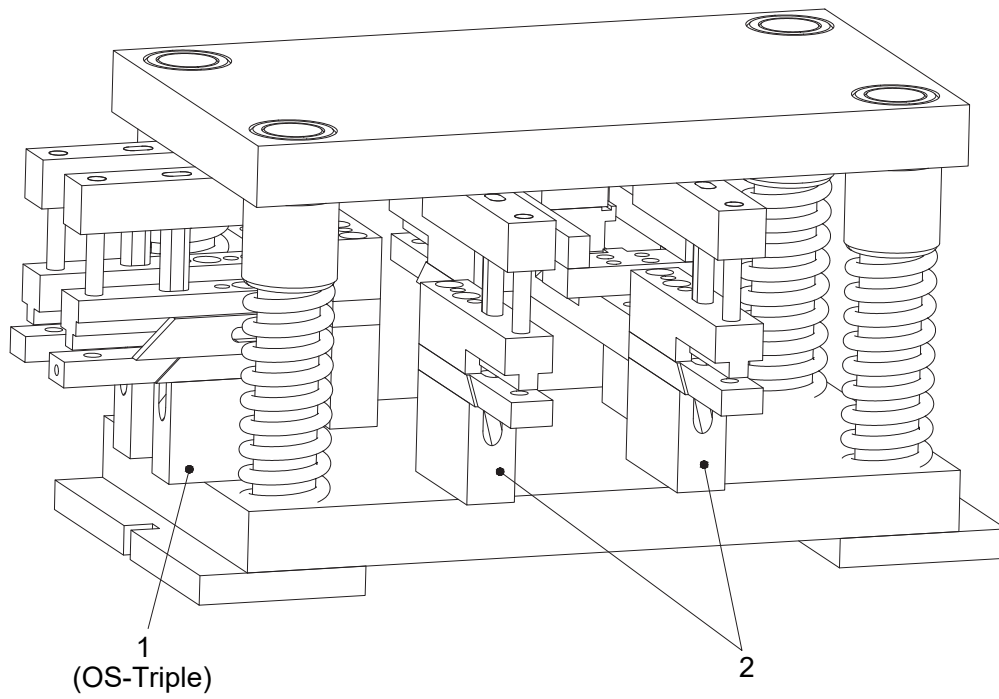
VI . 2

CORTANTE ESQUADROS OS Nº2
N.2 OS CORNER CLEATS PUNCHING TOOL
POINÇON EQUÉRRES OS N.2

OPERAÇÕES PARA ESQUADROS
CORNER CLEATS OPERATIONS
OPÉRATIONS POUR L'EQUÉRRES

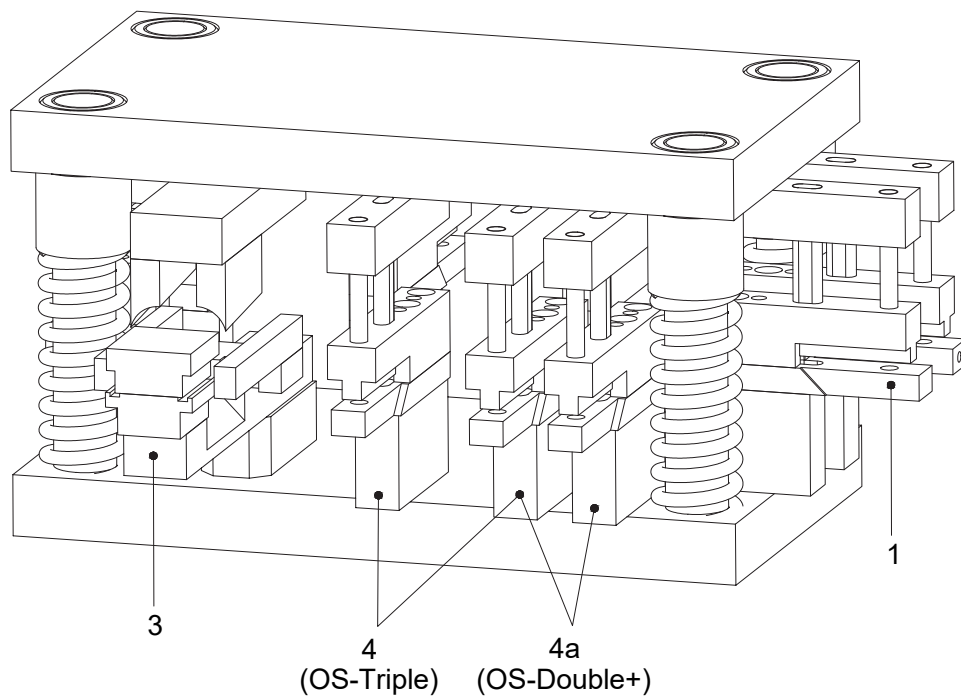


Para aros fixos
408175 CORTANTE ESQUADROS
OS Nº 2



1
(OS-Triple)

2



3

4
(OS-Triple)

4a
(OS-Double+)

1

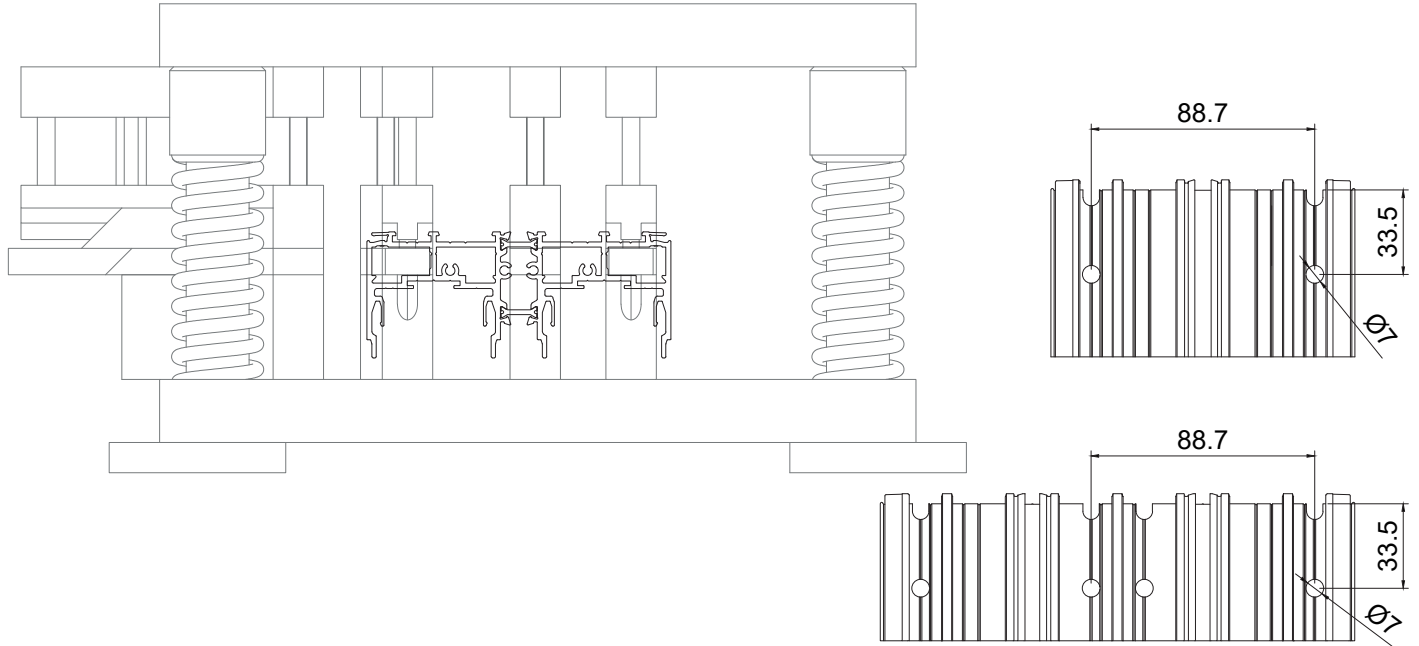
CORTANTE ESQUADROS OS N°2
N.2 OS CORNER CLEATS PUNCHING TOOL
POINÇON EQUÉRRES OS N.2

OPERAÇÃO 1 | CUT 1 | USINAGE 1

MAQUINAÇÃO PARA ESQUADRO OS-TRIPLE - *Operação não utilizada na OS-Double**
OS-TRIPLE CORNER CLEATS MACHINING - *Unused operation in OS-Double**
USINAGE POUR EQUÉRRE OS-TRIPLE - *Opération non utilisée dans OS-Double**

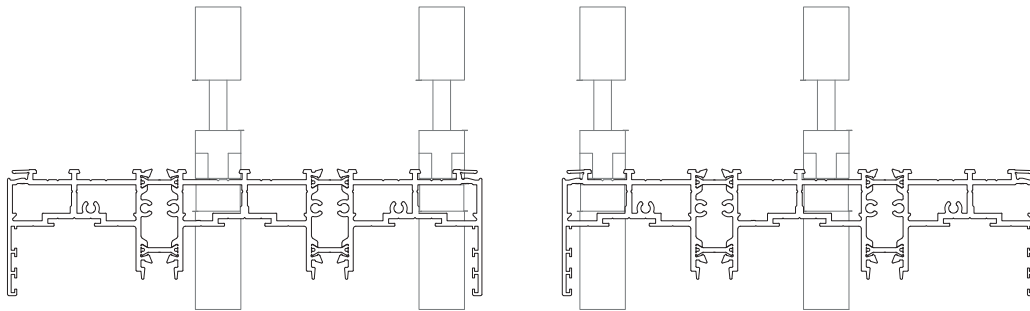
OPERAÇÃO 2 | CUT 2 | USINAGE 2

MAQUINAÇÃO PARA ESQUADRO OS-DOUBLE
OS-DOUBLE CORNER CLEATS MACHINING | USINAGE POUR EQUÉRRE OS-DOUBLE



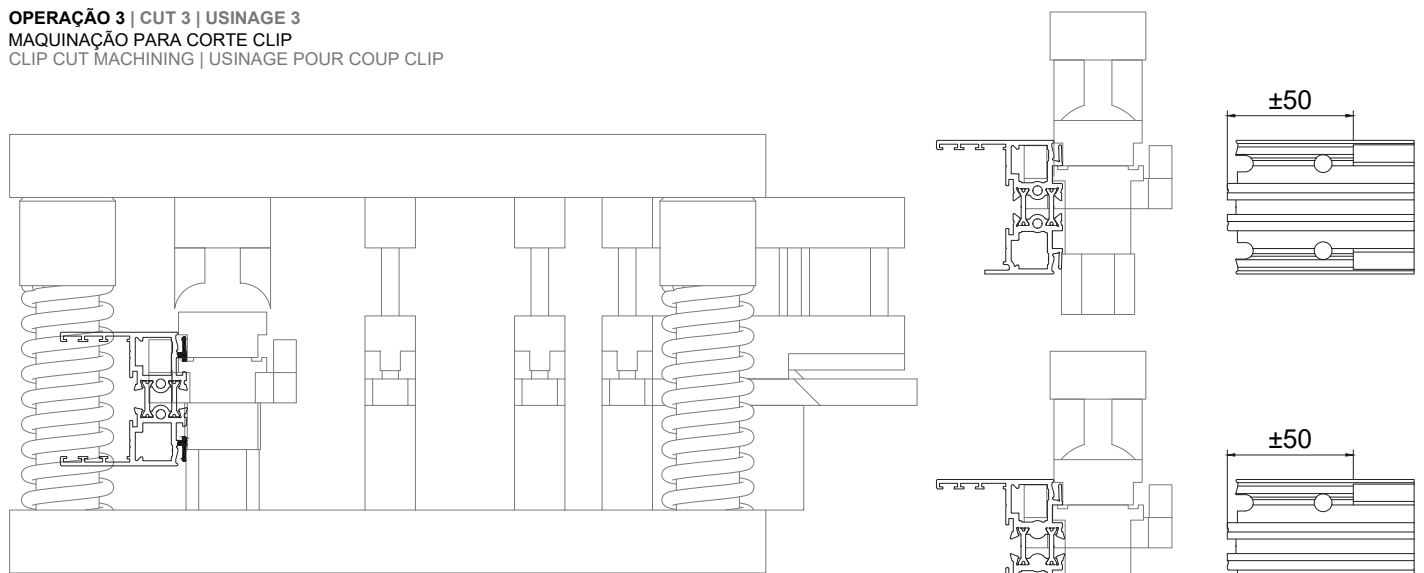
1º GOLPE | 1ST PUNCH | 1^{ERE} COUP

2º GOLPE | 2ND PUNCH | 2^{EME} COUP



OPERAÇÃO 3 | CUT 3 | USINAGE 3

MAQUINAÇÃO PARA CORTE CLIP
CLIP CUT MACHINING | USINAGE POUR COUP CLIP



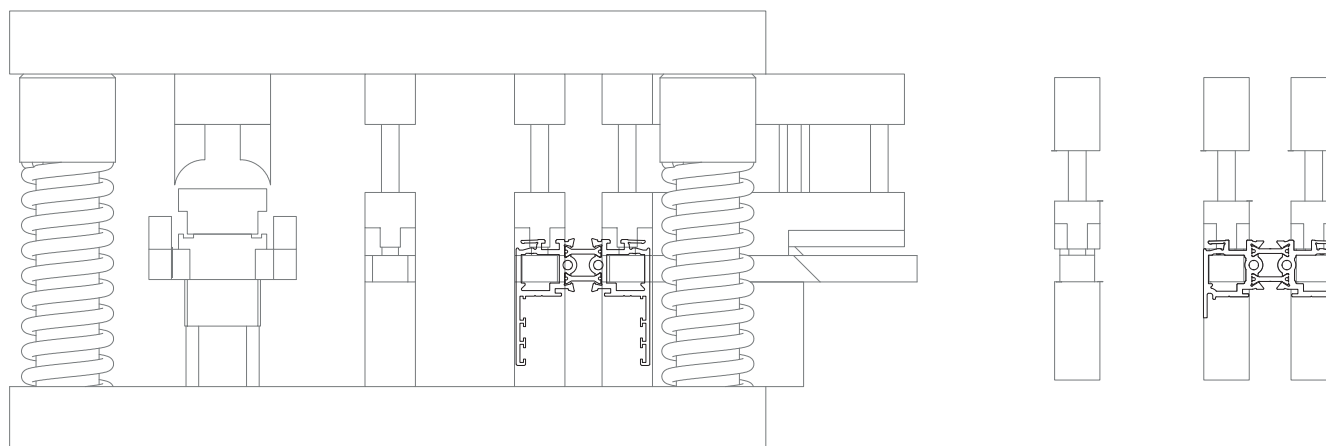
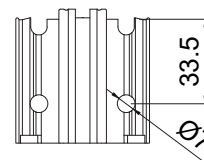
CORTANTE ESQUADROS OS Nº2
N.2 OS CORNER CLEATS PUNCHING TOOL
POINÇON EQUÉRRES OS N.2

OPERAÇÃO 4 | CUT 4 | USINAGE 4

MAQUINAÇÃO PARA ESQUADRO OS-TRIPLE - *Operação não utilizada na OS-Double+*
OS-TRIPLE CORNER CLEATS MACHINING - *Unused operation in OS-Double+*
USINAGE POUR EQUÉRRE OS-TRIPLE - *Opération non utilisée dans OS-Double+*

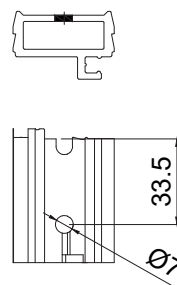
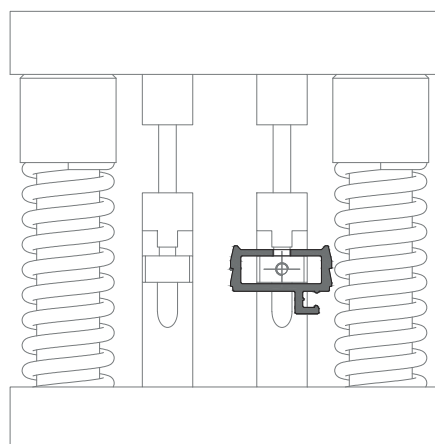
OPERAÇÃO 4a | CUT 4a | USINAGE 4a

MAQUINAÇÃO PARA ESQUADRO OS 1RAIL
OS 1RAIL CORNER CLEATS MACHINING | USINAGE POUR EQUÉRRE OS 1RAIL



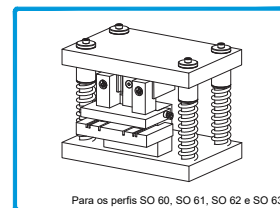
OPERAÇÃO 5 | CUT 5 | USINAGE 5

MAQUINAÇÃO PARA ESQUADRO - MOSQUITEIRA
CORNER CLEAT MACHINING - MOSQUITO NET | USINAGE POUR EQUÉRRE - MOUSTIQUEIRE



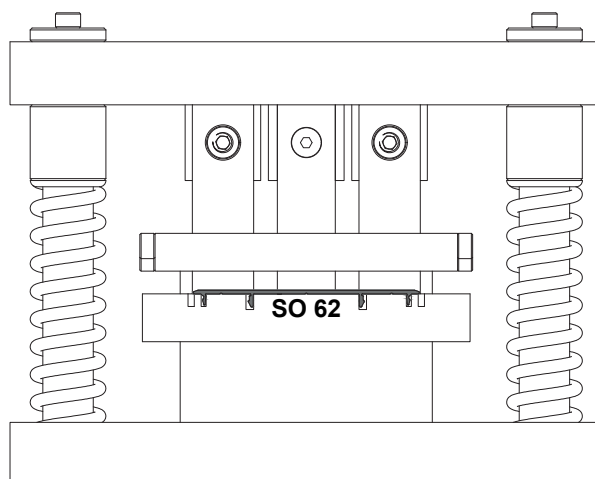
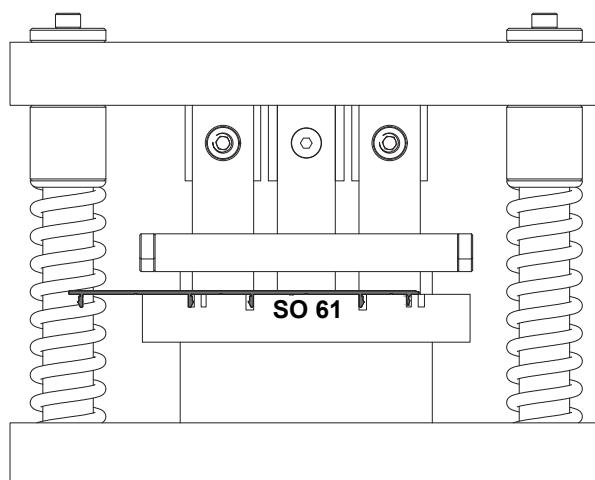
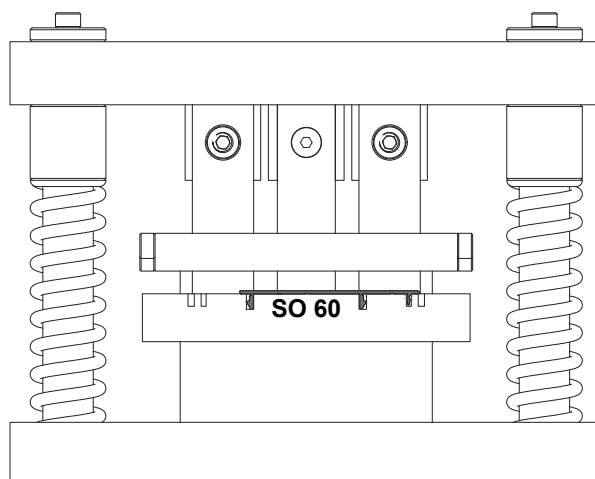
CORTANTE CAPAS OS-D
OS-D COVERS PUNCHING TOOL
POINÇON CAPOTS OS-D

OPERAÇÕES PARA CAPAS
COVERS OPERATIONS
OPÉRATIONS POUR CAPOTS

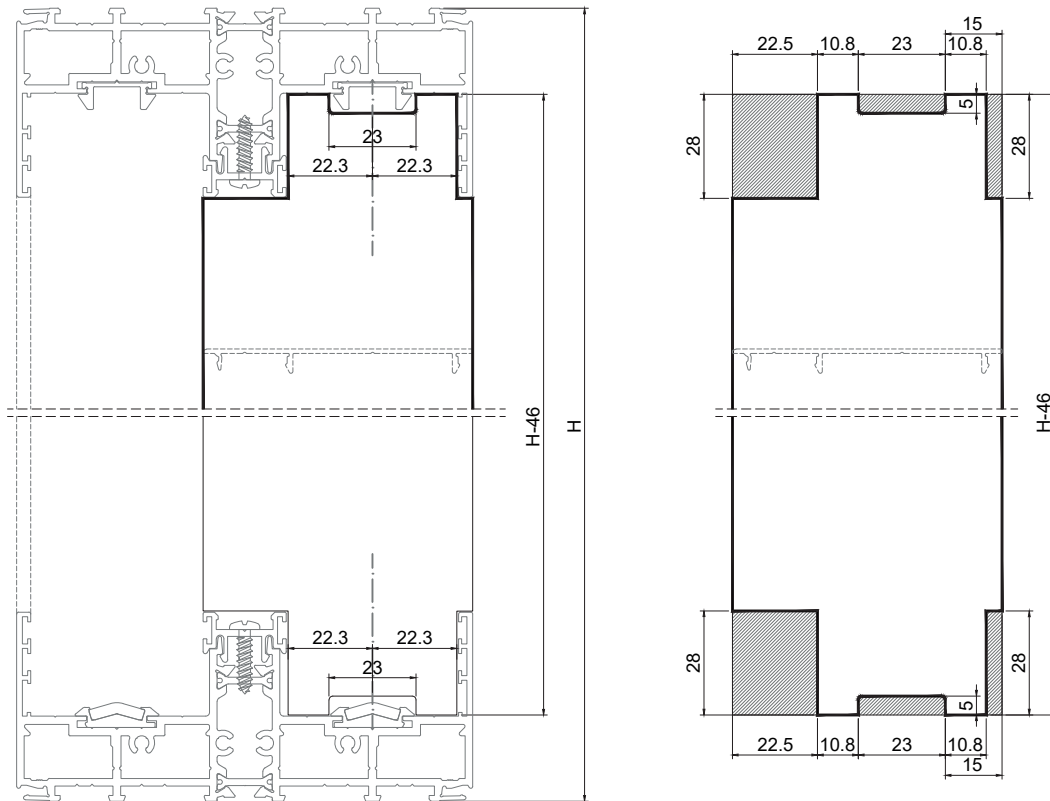


Para os perfis SO 60, SO 61, SO 62 e SO 63

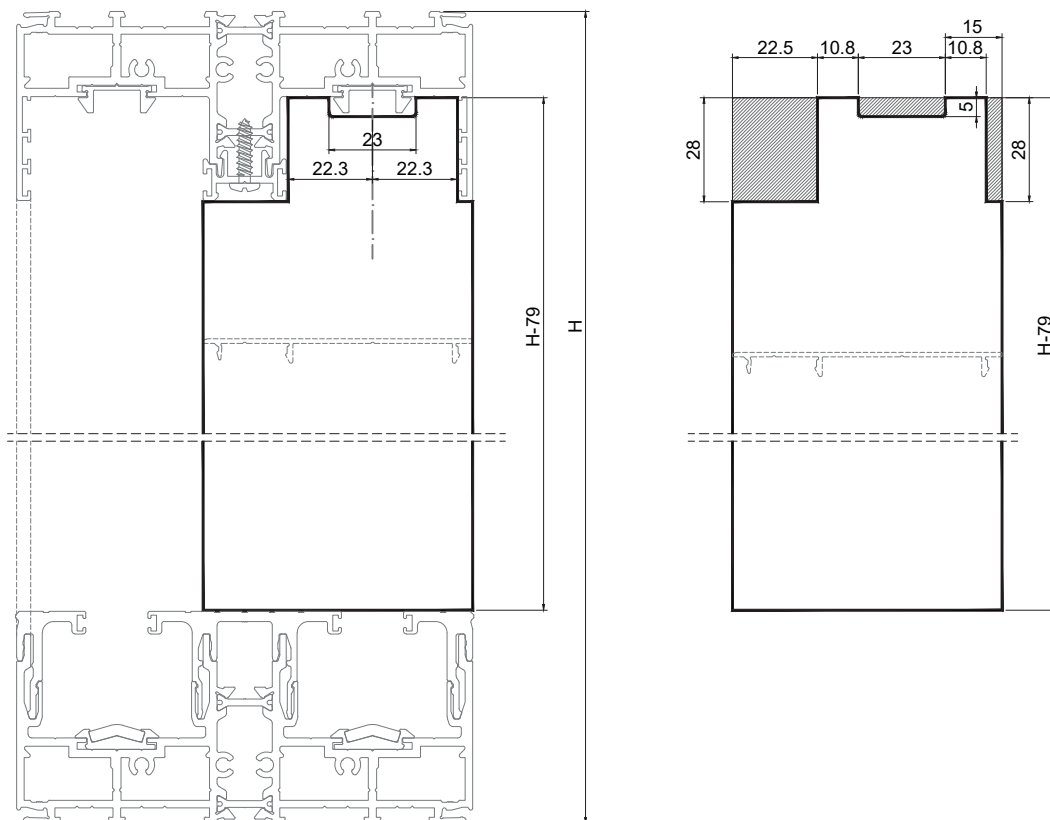
408024 CORTANTE CAPAS OS-D



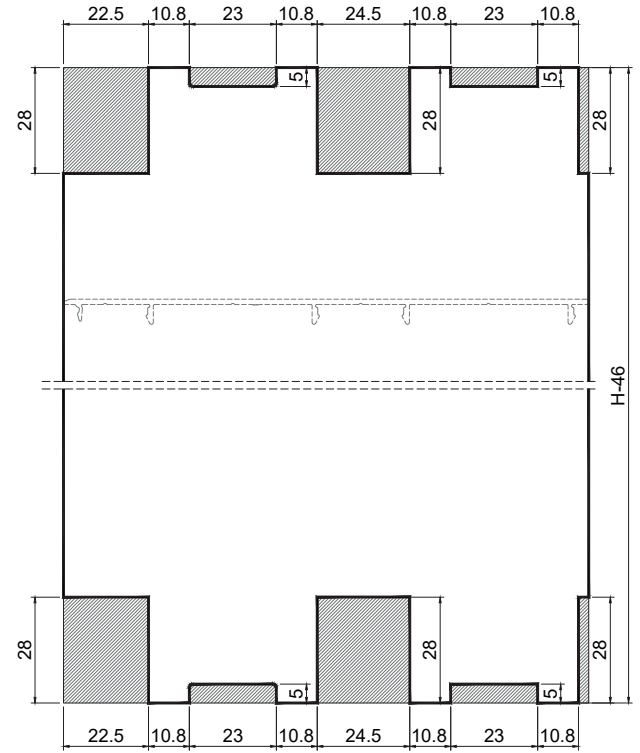
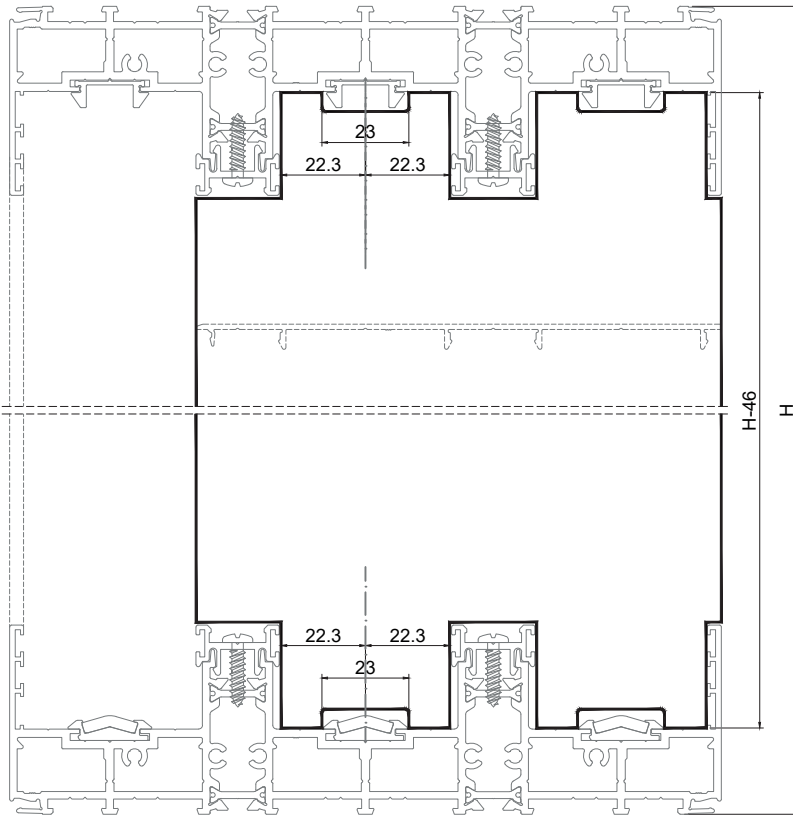
MAQUINAÇÃO E FRESAGEM DO PERFIL SO 60 - SOLEIRA TRADICIONAL
SO 60 PROFILE MACHINING AND MILLING - CLASSIC SILL
USINAGE ET FRAISAGE DU PROFILÉ SO 60 - SEUIL CLASSIQUE



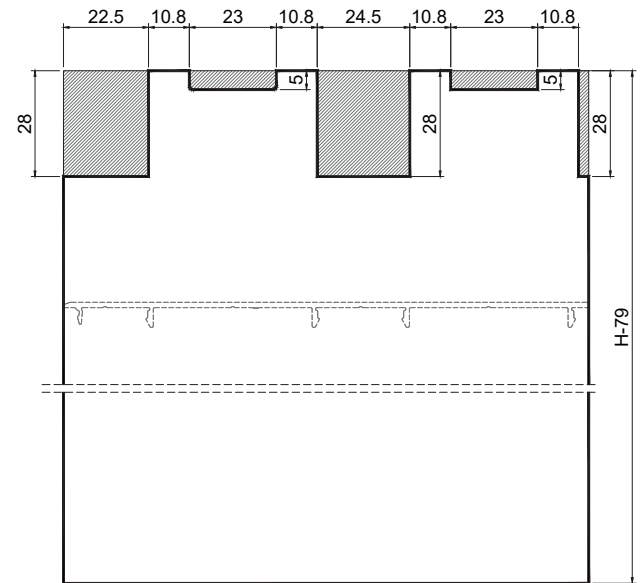
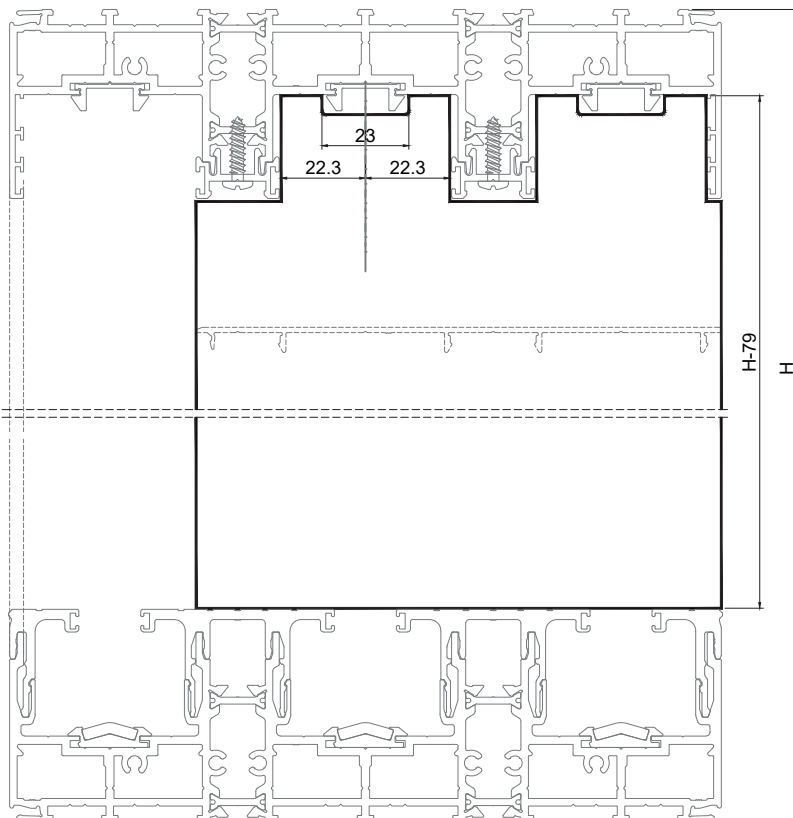
MAQUINAÇÃO E FRESAGEM DO PERFIL SO 60 - SOLEIRA OCULTA
SO 60 PROFILE MACHINING AND MILLING - CONCEALED SILL
USINAGE ET FRAISAGE DU PROFILÉ SO 60 - SEUIL CACHÉ



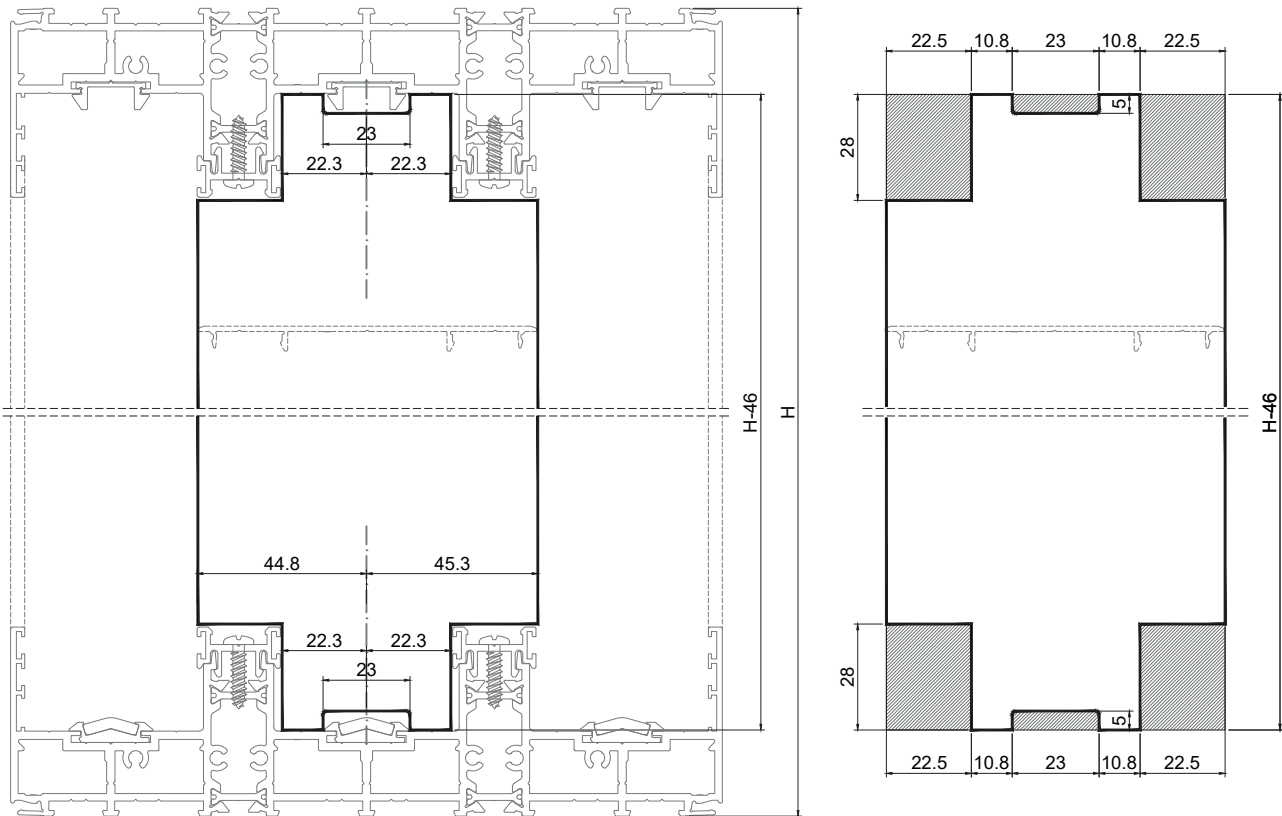
MAQUINAÇÃO E FRESAGEM DO PERFIL SO 61 - SOLEIRA TRADICIONAL
SO 61 PROFILE MACHINING AND MILLING - CLASSIC SILL
USINAGE ET FRAISAGE DU PROFILÉ SO 61 - SEUIL CLASSIQUE



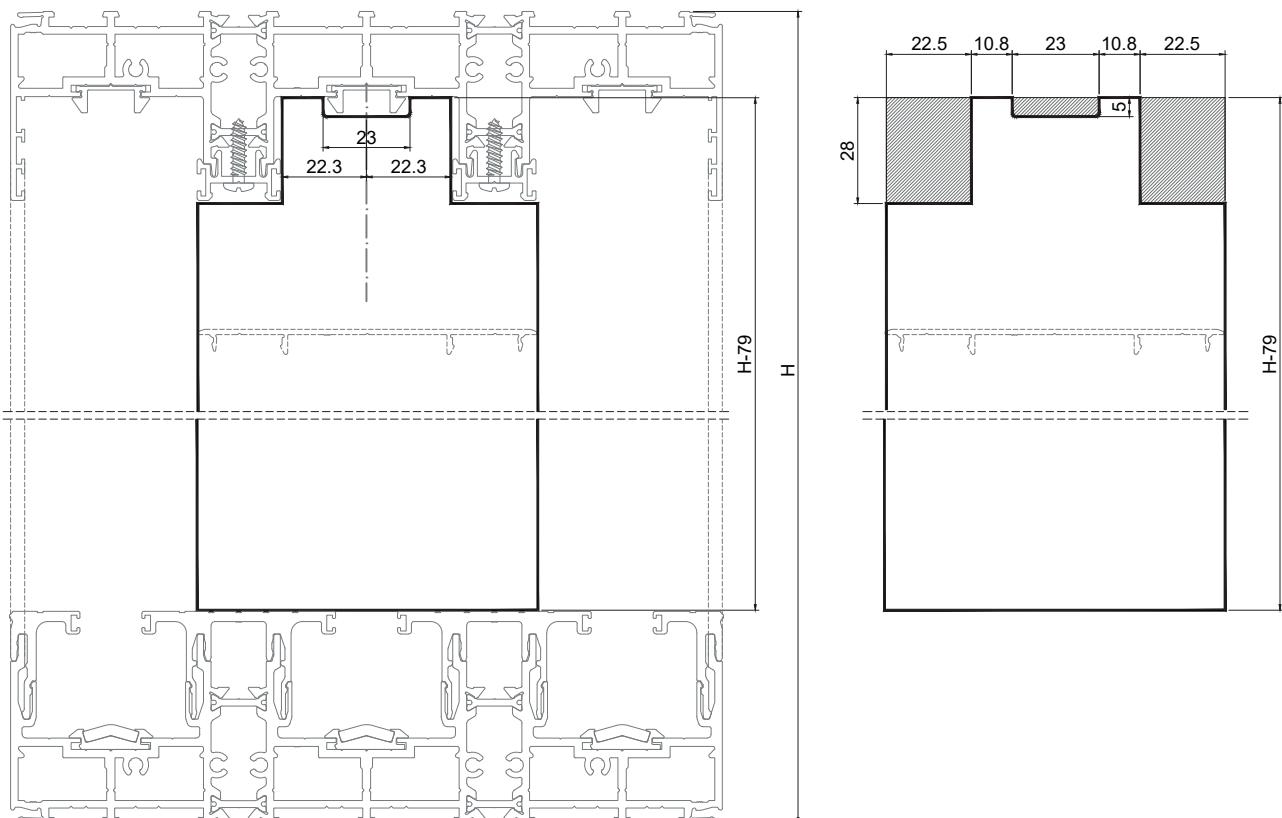
MAQUINAÇÃO E FRESAGEM DO PERFIL SO 61 - SOLEIRA OCULTA
SO 61 PROFILE MACHINING AND MILLING - CONCEALED SILL
USINAGE ET FRAISAGE DU PROFILÉ SO 61 - SEUIL CACHÉ



MAQUINAÇÃO E FRESAGEM DO PERFIL SO 62 - SOLEIRA TRADICIONAL
SO 62 PROFILE MACHINING AND MILLING - CLASSIC SILL
USINAGE ET FRAISAGE DU PROFILÉ SO 62 - SEUIL CLASSIQUE



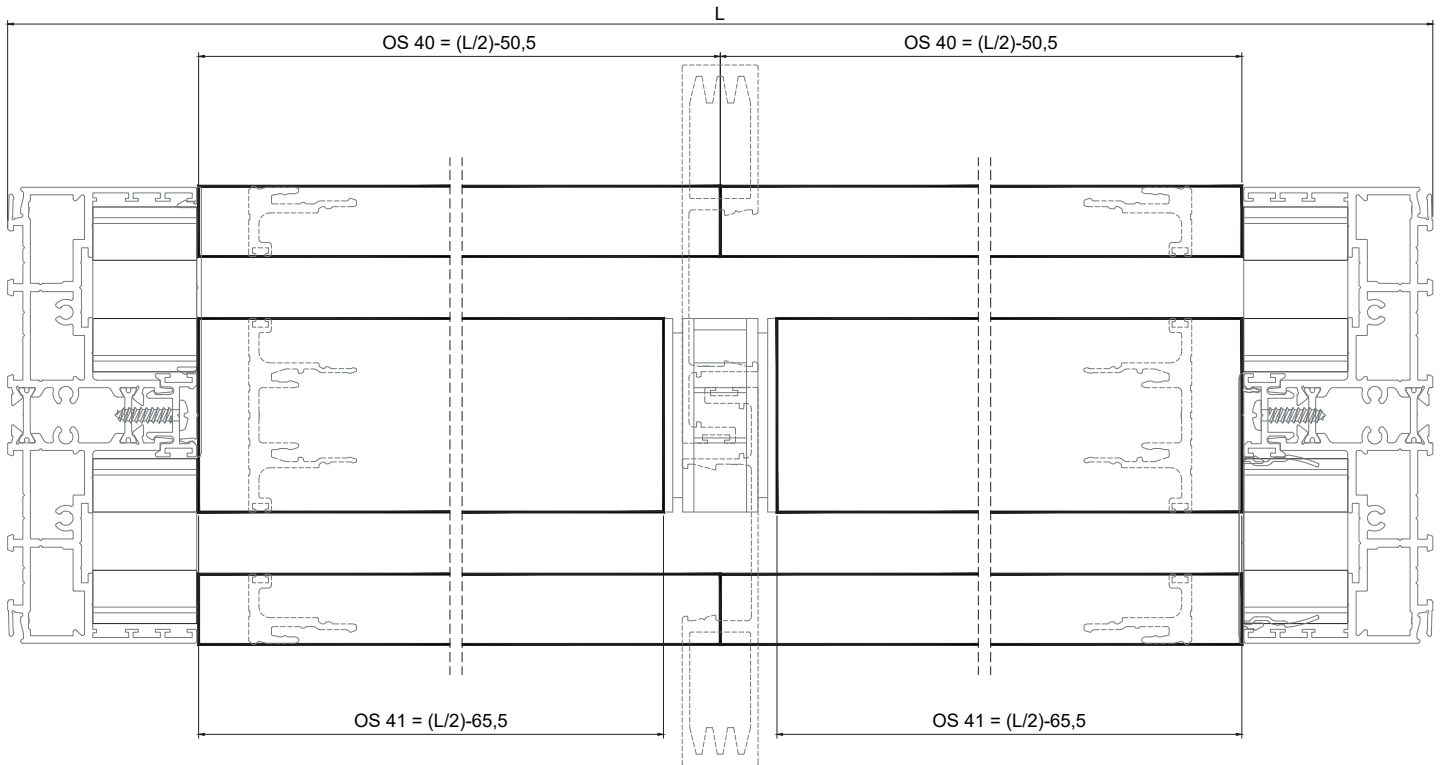
MAQUINAÇÃO E FRESAGEM DO PERFIL SO 62 - SOLEIRA OCULTA
SO 62 PROFILE MACHINING AND MILLING - CONCEALED SILL
USINAGE ET FRAISAGE DU PROFILÉ SO 62 - SEUIL CACHÉ



CORTE DOS PERFIS OS40 / OS41 - TIPOLOGIA 2 RAIL 2 FOLHAS

OS40 / OS41 PROFILES CUTTING - 2 RAIL 2 SASHES TYPOLOGY

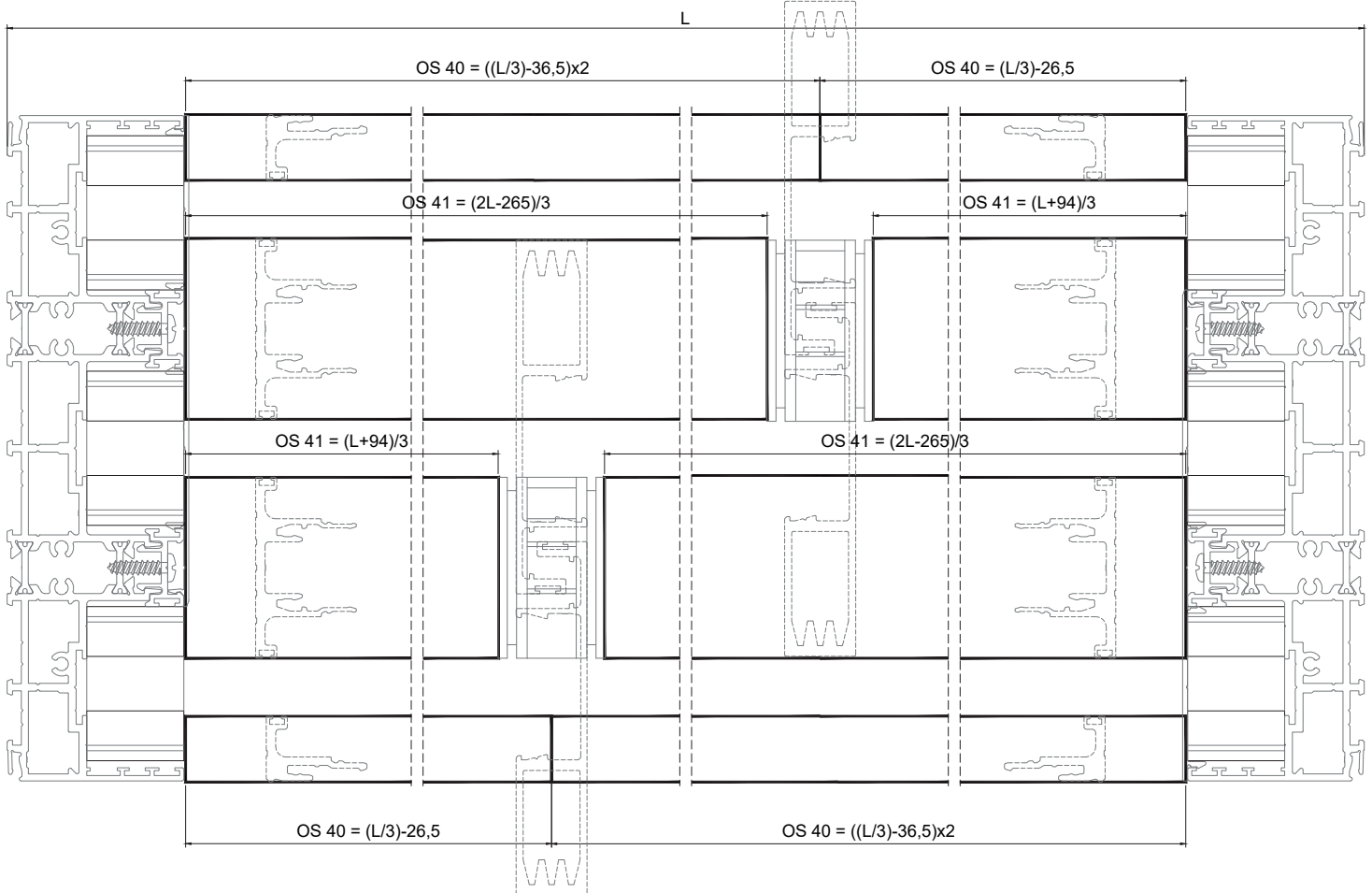
COUPE DE PROFILÉS OS40 / OS41 - TYPOLOGIE 2 RAIL 2 VENTAUX



CORTE DOS PERFIS OS40 / OS41 - TIPOLOGIA 3 RAIL 3 FOLHAS

OS40 / OS41 PROFILES CUTTING - 3 RAIL 3 SASHES TYPOLOGY

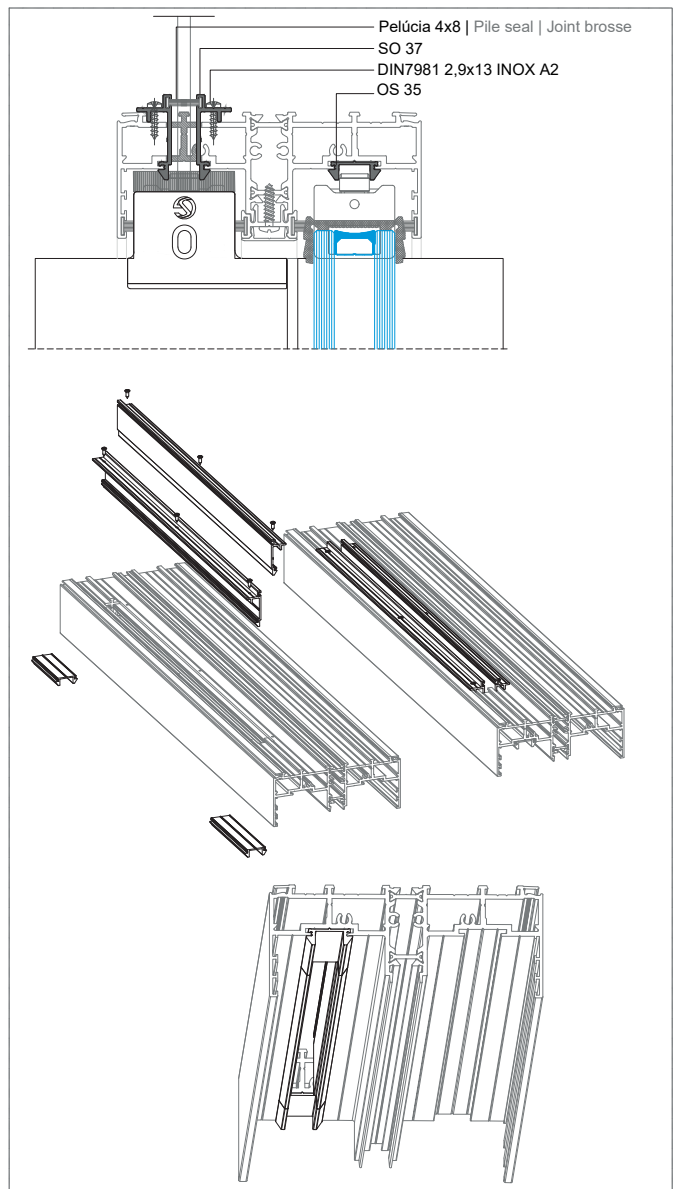


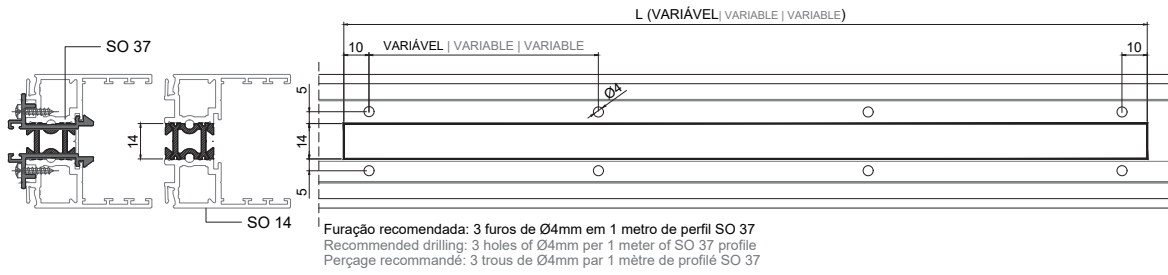
COUPE DE PROFILÉS OS40 / OS41 - TYPOLOGIE 3 RAIL 3 VENTAUX



APLICAÇÃO DOS PERFIS SO 37 EM SOLUÇÕES MOTORIZADAS

SO 37 PROFILE APPLICATION FOR MOTORISED SOLUTIONS

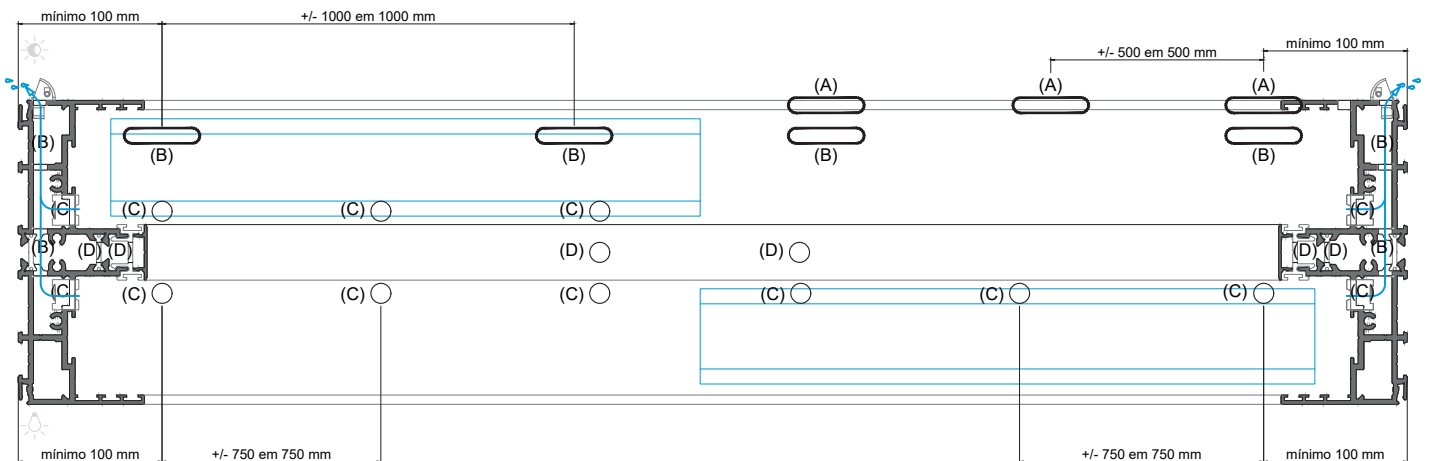
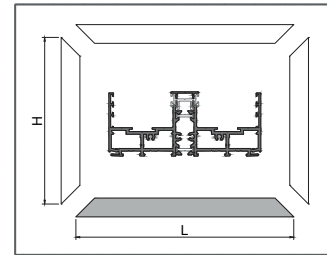
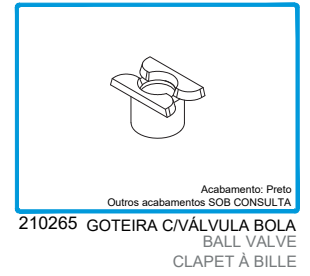
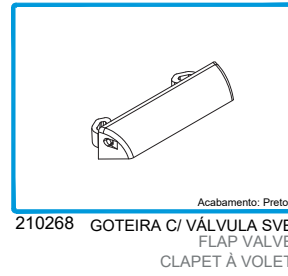
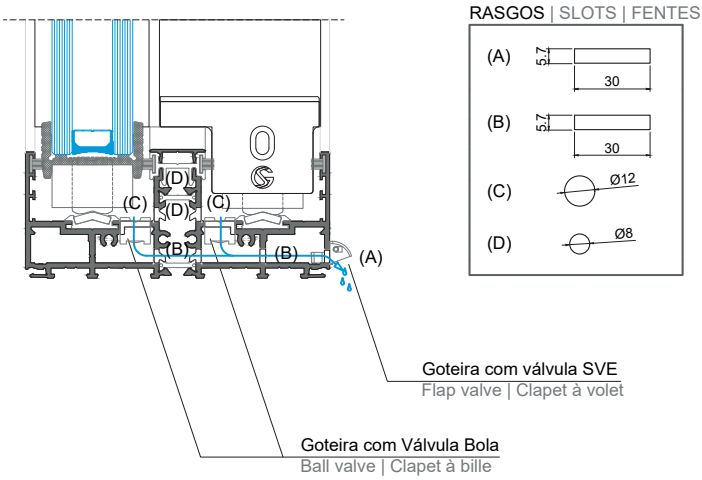
APPLICATION DES PROFILÉS SO 37 DANS DES SOLUTIONS MOTORISÉES



RASGOS PARA DRENAGEM / VENTILAÇÃO - OS TRADICIONAL

SLOT DRAIN WATER / VENT - OS CLASSIC

FENTES POUR DRAINAGE / VENTILATION - OS CLASSIQUE

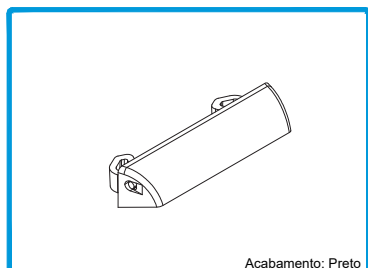


FREZAR (NÃO EXECUTÁVEL NO CORTANTE)
MILLING (NOT EXECUTABLE ON PUNCHING TOOL)
FRAISAGE (N'EST PAS EXÉCUTABLE DANS LE POINÇON)

DRENAGEM / VENTILAÇÃO - OS-TRADICIONAL

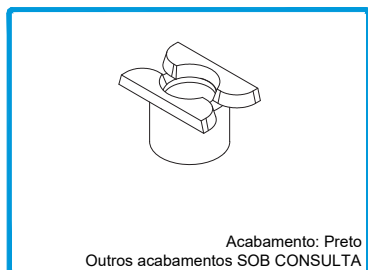
DRAIN WATER / VENT - OS-CLASSIC

DRAINAGE / VENTILATION - OS-CLASSIQUE



Acabamento: Preto

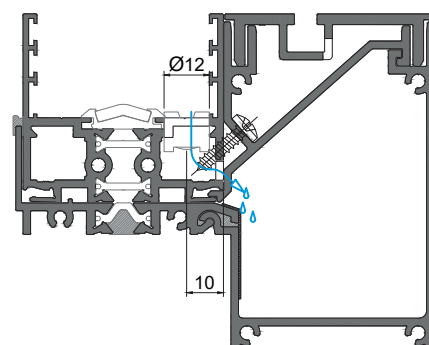
210268 GOTEIRA C/ VÁLVULA SVE
FLAP VALVE
CLAPET À VOILET



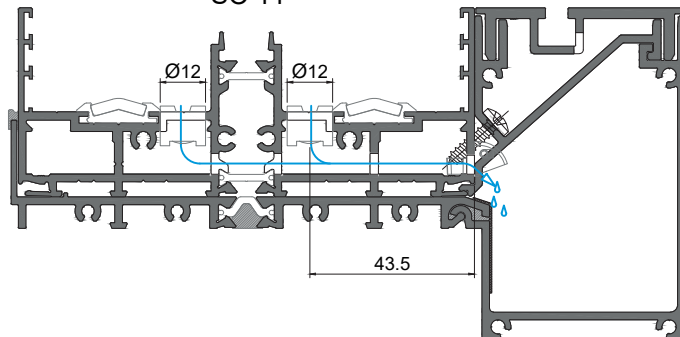
Acabamento: Preto
Outros acabamentos SOB CONSULTA

210265 GOTEIRA C/VÁLVULA BOLA
BALL VALVE
CLAPET À BILLE

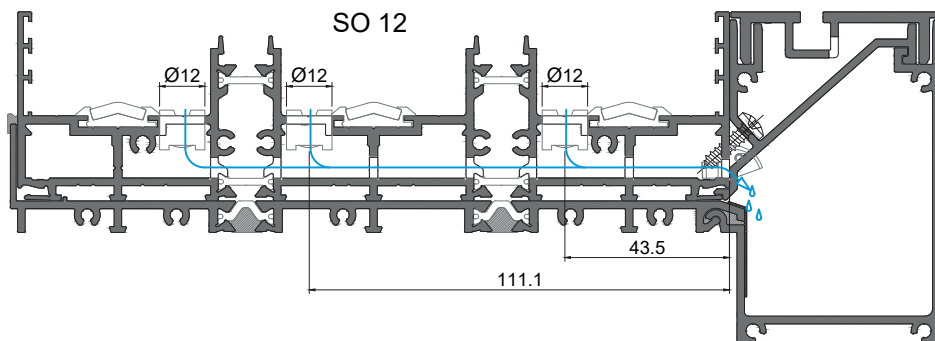
SO 14



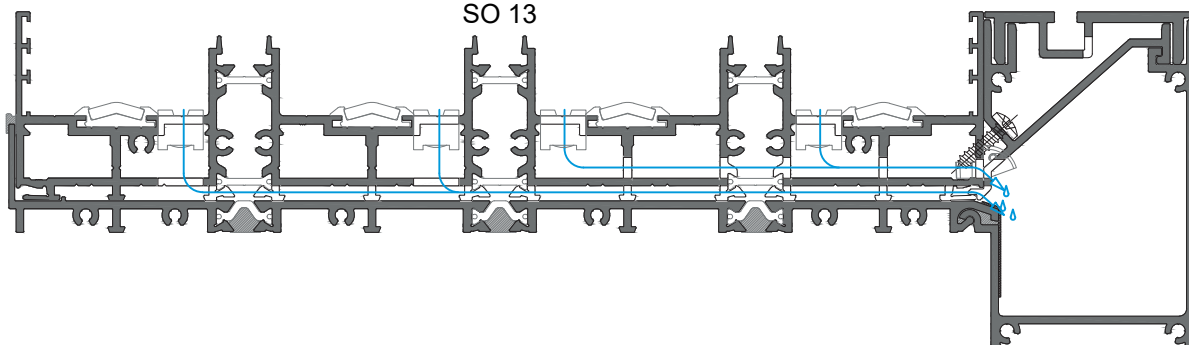
SO 11



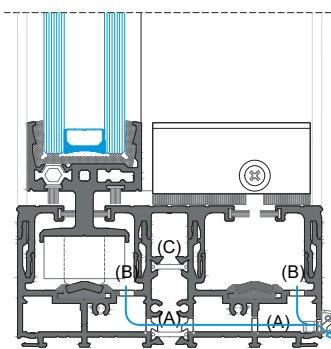
SO 12



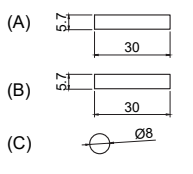
SO 13



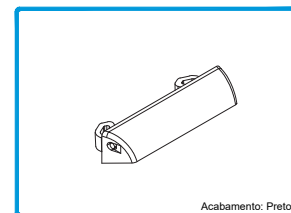
RASGOS PARA DRENAGEM / VENTILAÇÃO - OS OCULTA
SLOT DRAIN WATER / VENT - OS CONCEALED
FENTES POUR DRAINAGE / VENTILATION - OS CACHÉE



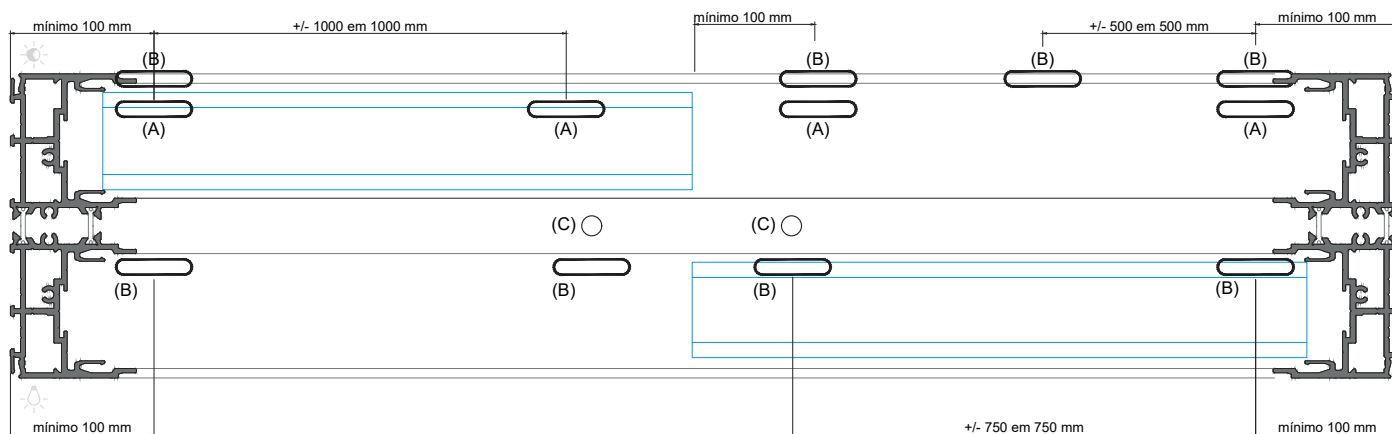
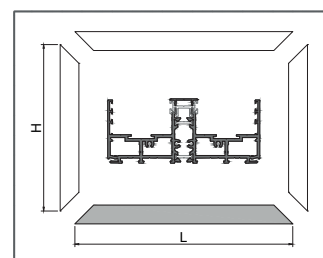
RASGOS | SLOTS | FENTES



Goteira com válvula SVE
Flap valve | Clapet à volet

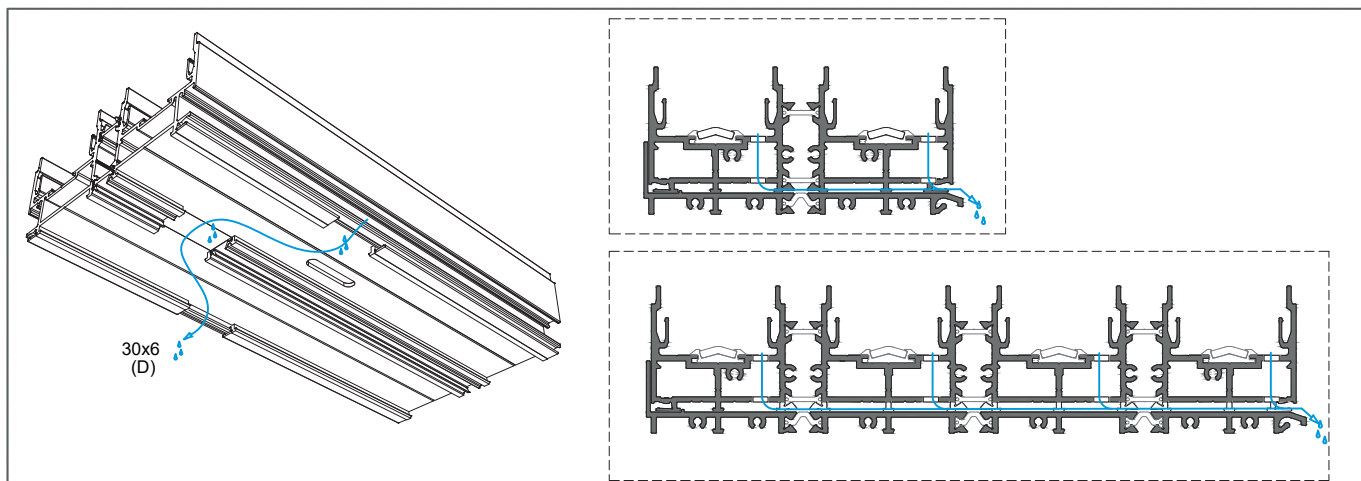


Acabamento: Preto
210268 GOTEIRA C / VÁLVULA SVE
FLAP VALVE
CLAPET À VOILE



FREZAR (NÃO EXECUTÁVEL NO CORTANTE)
MILLING (NOT EXECUTABLE ON PUNCHING TOOL)
FRAISAGE (N'EST PAS EXÉCUTABLE DANS LE POINÇON)

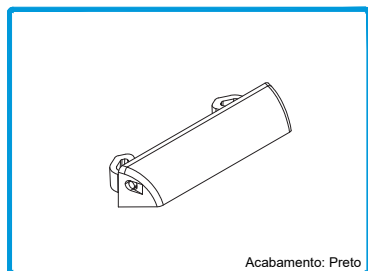
Rasgo/Drenagem inferior - **OPCIONAL** - consultar gabinete técnico para este tipo de drenagem
Lower Slot drain water/vent - **OPTIONAL** - consult technical department for this type of drainage
Fentes pour drainage/ventilation inférieur - **OPTIONNEL** - consulter le bureau technique pour ce type de drainage



DRENAGEM / VENTILAÇÃO - OS-OCULTA

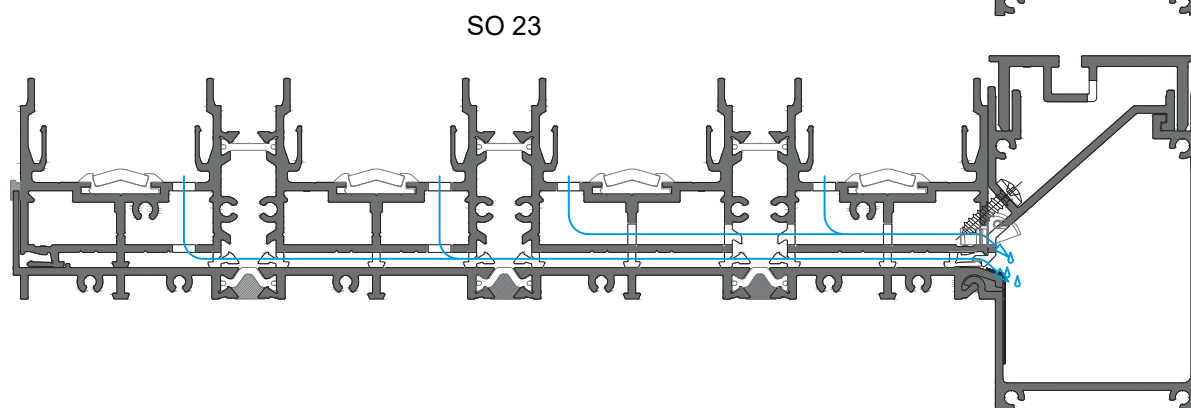
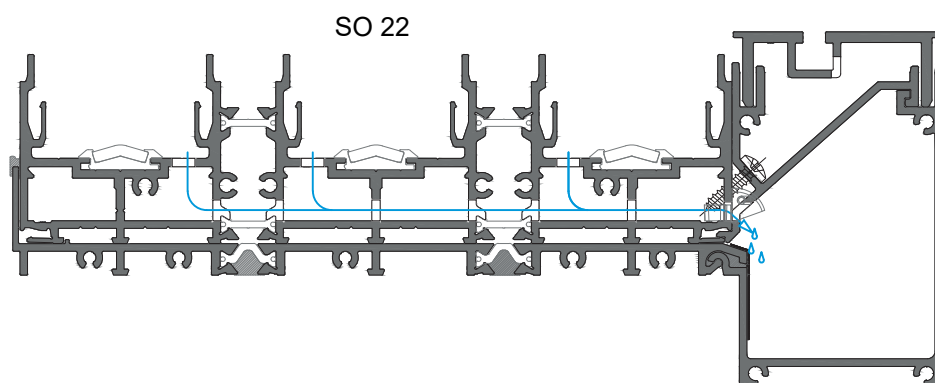
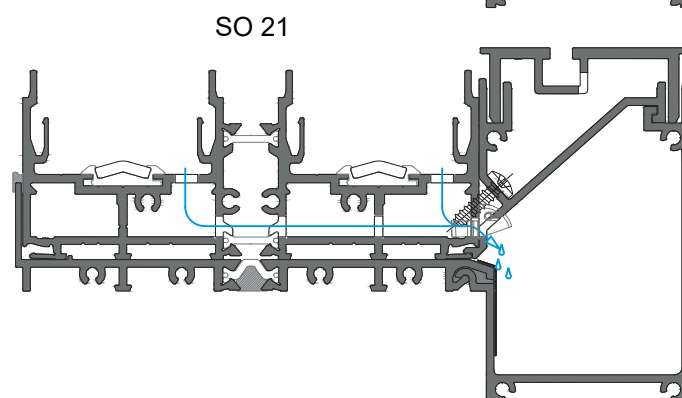
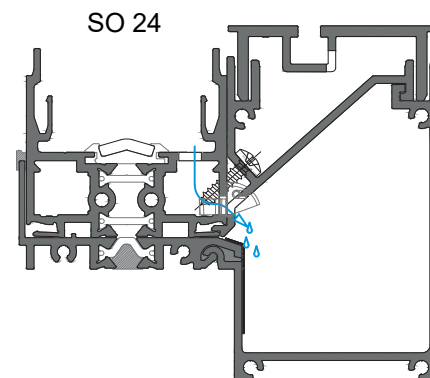
DRAIN WATER / VENT - OS-CONCEALED

DRAINAGE / VENTILATION - OS-CACHÉE



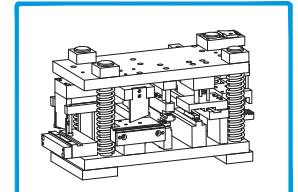
Acabamento: Preto

210268 GOTEIRA C/ VÁLVULA SVE
FLAP VALVE
CLAPET À VOILET



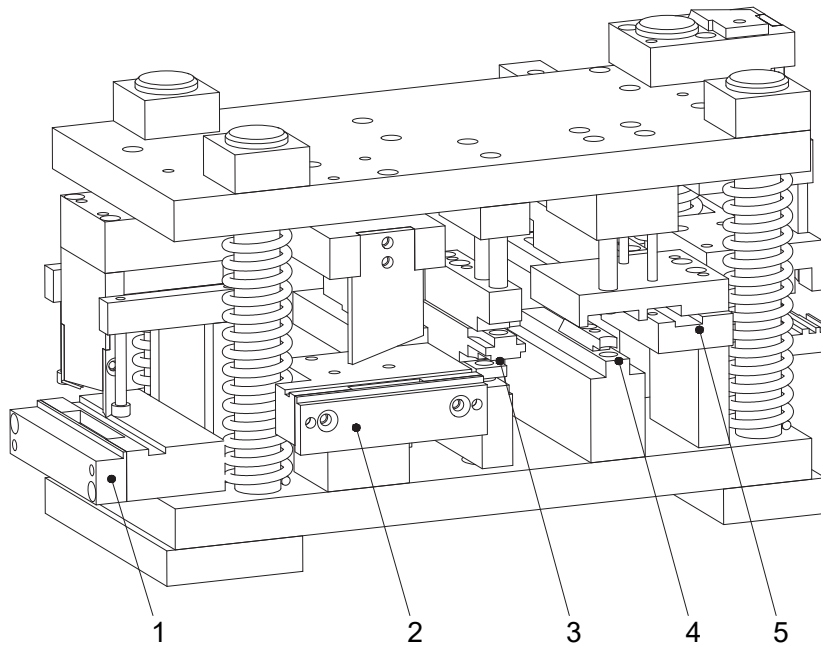
CUNHOS OS DOUBLE
CUTTING TOOL OS DOUBLE
MATRICE DE DÉCOUPAGE

Operações diversas | Several operations | Operations Diverses



408168

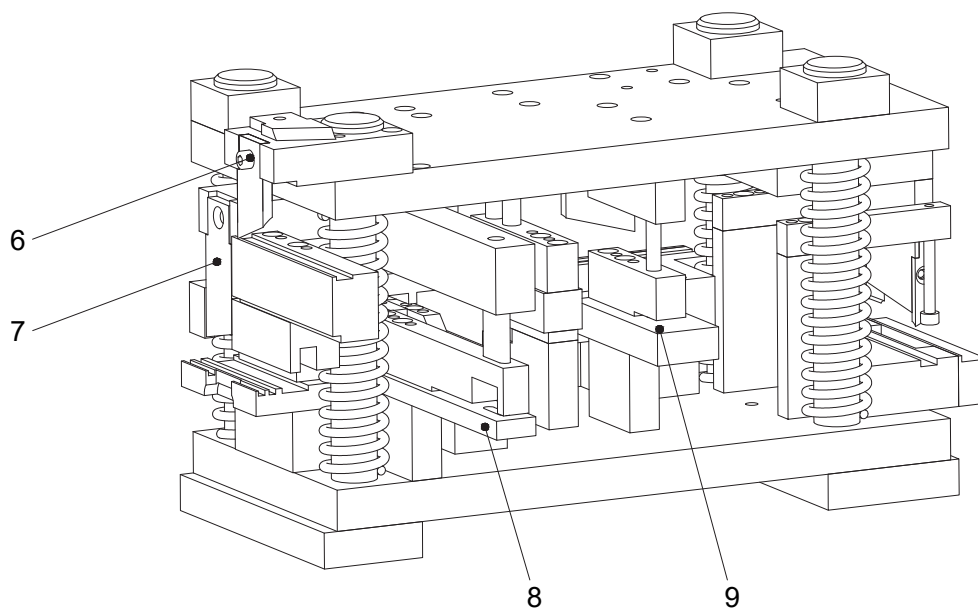
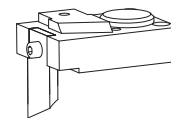
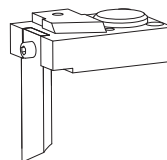
Para operações diversas
CORTANTE OS



OPERAÇÃO 6
CUT 6
USINAGE 6

Peça larga
Large piece
long pièce

Peça curta
short piece
court pièce

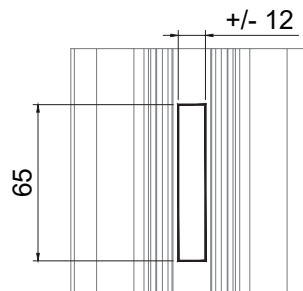
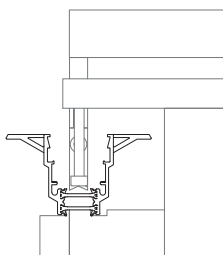


CUNHOS OS DOUBLE
CUTTING TOOL OS DOUBLE
MATRICE DE DÉCOUPAGE

Operações diversas | Several operations | Operations Diverses

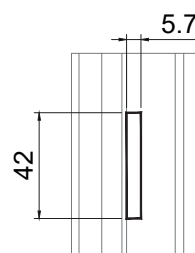
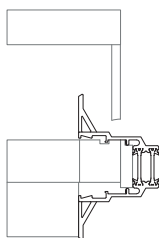
OPERAÇÃO 1 | CUT 1 | USINAGE 1

MAQUINAÇÃO NA POLIAMIDA PARA FECHO LATERAL
POLYAMIDE MACHINING FOR LATERAL LOCK
USINAGE DE POLYAMIDE POUR FERMETURE LATÉRALE



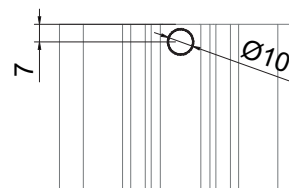
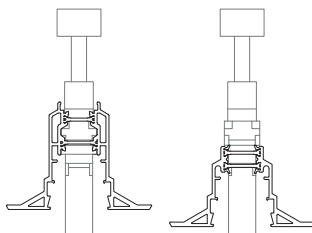
OPERAÇÃO 2 | CUT 2 | USINAGE 2

MAQUINAÇÃO PARA FECHO LATERAL
MACHINING FOR LATERAL LOCK
USINAGE POUR FERMETURE LATÉRALE



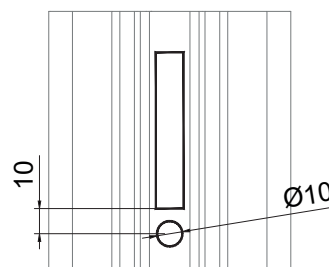
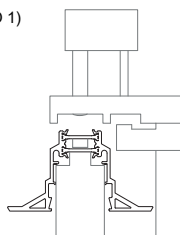
OPERAÇÃO 3 | CUT 3 | USINAGE 3

MAQUINAÇÃO PARA TOPOS LATERAIS
MACHINING FOR LATERAL END CAPS
USINAGE POUR LATÉRALE BOUCHON



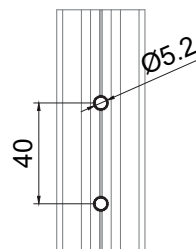
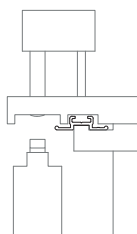
OPERAÇÃO 4 | CUT 4 | USINAGE 4

MAQUINAÇÃO PARA MOLA DE RETENÇÃO (posterior à MAQUINAÇÃO 1)
MACHINING FOR RETENTION SPRING (after cutting 1)
USINAGE POUR RESSORT DE RETENTION (après usinage 1)



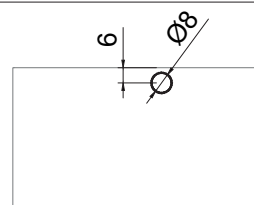
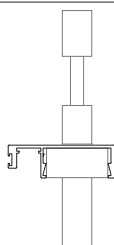
OPERAÇÃO 5 | CUT 5 | USINAGE 5

MAQUINAÇÃO DA VARETA
ROD MACHINING
USINAGE DE LA CREMONE



OPERAÇÃO 9 | CUT 9 | USINAGE 9

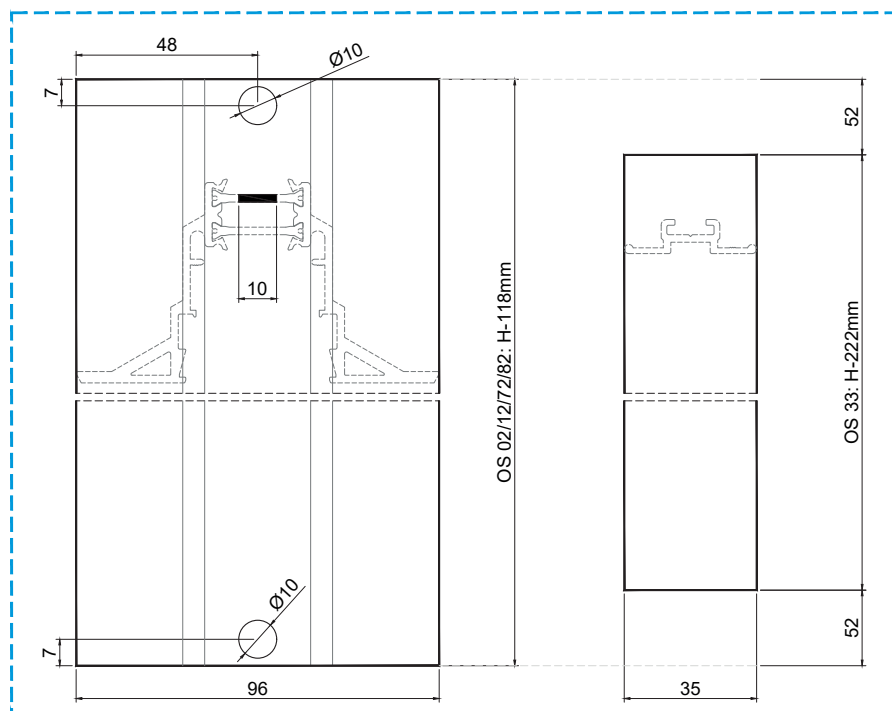
MAQUINAÇÃO DOS TOPOS CENTRAI SOLEIRA OCULTA
MACHINING OF THE CENTRAL TOPS CONCEALED SILL
USINAGE DU BOUCHON CENTRAL SEUIL CACHÉ



CORTE E MAQUINAÇÃO DOS PERFIS LAT. OS 02/12/72/82 E OS 33 - SOLEIRA TRADICIONAL

CUTTING AND MACHINING FOR LATERAL PROFILES OS 02/12/72/82 AND OS 33 - CLASSIC SILL

COUPE ET USINAGE POUR PROFILÉS LATÉRAUX OS 02/12/72/82 ET OS 33 - SEUIL CLASSIQUE

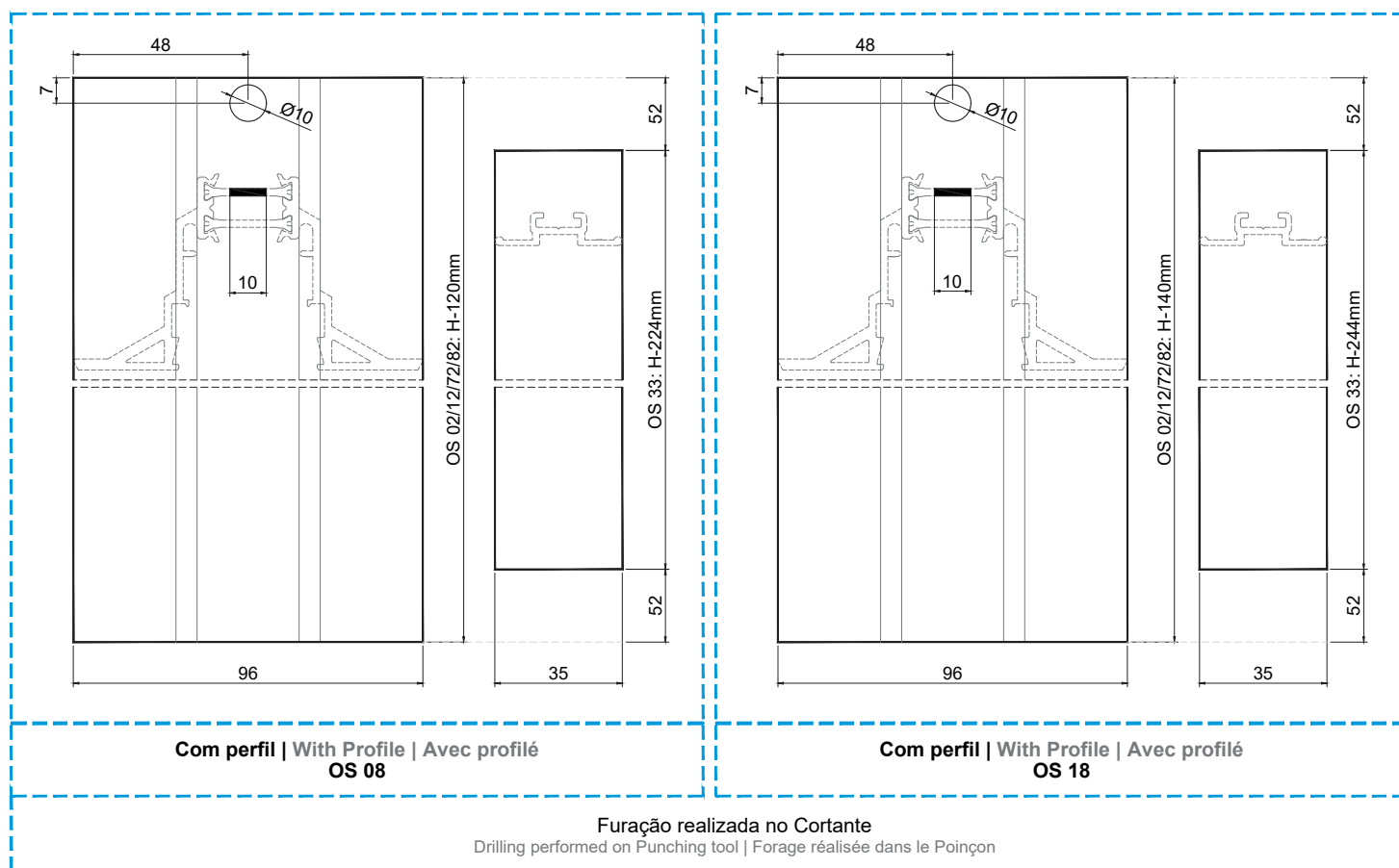


Furação realizada no Cortante
Drilling performed on Punching tool
Forage réalisée dans le Poinçon

CORTE E MAQUINAÇÃO DOS PERFIS LAT. OS 02/12/72/82 E OS 33 - SOLEIRA OCULTA

CUTTING AND MACHINING FOR LATERAL PROFILES OS 02/12/72/82 AND OS 33 - CONCEALED SILL

COUPE ET USINAGE POUR PROFILÉS LATÉRAUX OS 02/12/72/82 ET OS 33 - SEUIL CACHÉ

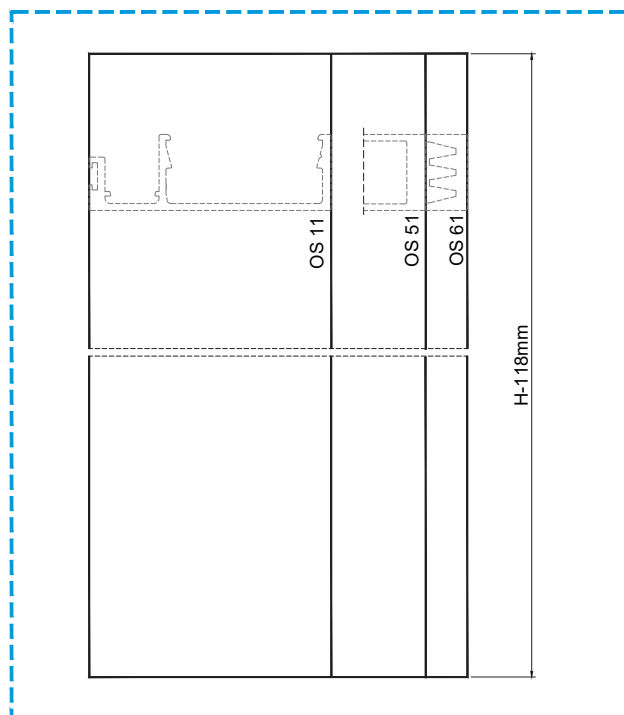


Furação realizada no Cortante
Drilling performed on Punching tool | Forage réalisée dans le Poinçon

CORTE E MAQUINAÇÃO DOS PERFIS CENTRAIS OS 11/51/61 - SOLEIRA TRADICIONAL

CUTTING AND MACHINING FOR CENTRAL PROFILES OS 11/51/61 - CLASSIC SILL

COUPE ET USINAGE POUR PROFILÉS CENTRAUX OS 11/51/61 - SEUIL CLASSIQUE



Perfis centrais sem maquinações

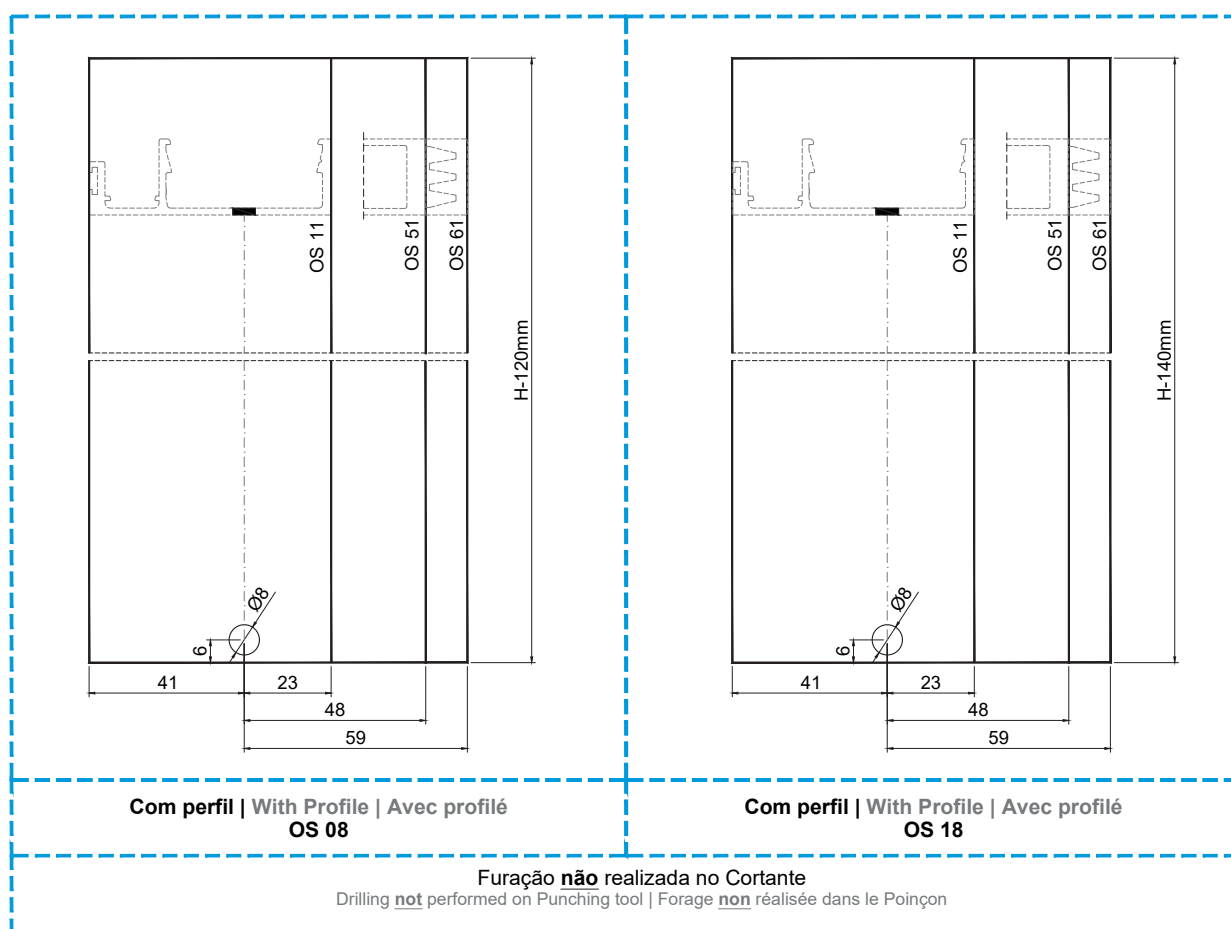
Central profiles without machining

Profils centraux sans usinage

CORTE E MAQUINAÇÃO DOS PERFIS CENTRAIS OS 11/51/61 - SOLEIRA OCULTA

CUTTING AND MACHINING FOR CENTRAL PROFILES OS 11/51/61 - CONCEALED SILL

COUPE ET USINAGE POUR PROFILÉS CENTRAUX OS 11/51/61 - SEUIL CACHÉE



Com perfil | With Profile | Avec profilé
OS 08

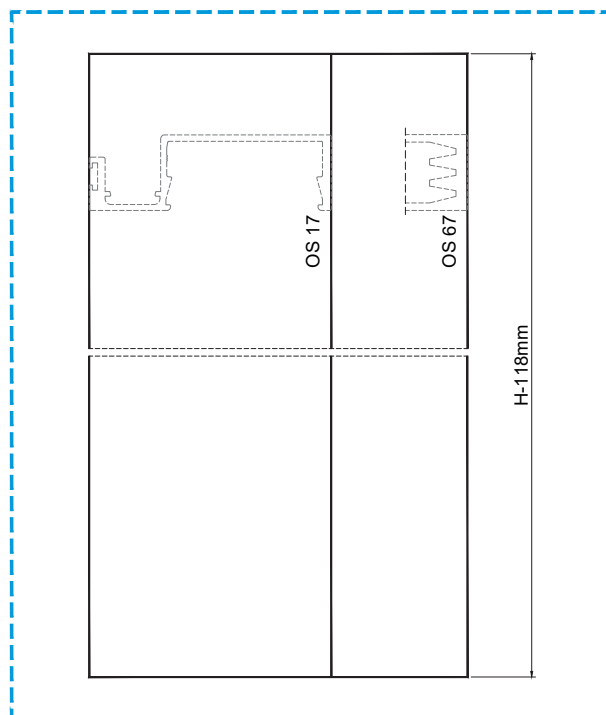
Com perfil | With Profile | Avec profilé
OS 18

Furação **não** realizada no Cortante
Drilling **not** performed on Punching tool | Forage **non** réalisée dans le Poinçon

CORTE E MAQUINAÇÃO DOS PERFIS CENTRAIS OS 17/67 - SOLEIRA TRADICIONAL

CUTTING AND MACHINING FOR CENTRAL PROFILES OS 17/67 - CLASSIC SILL

COUPE ET USINAGE POUR PROFILÉS CENTRAUX OS 17/67 - SEUIL CLASSIQUE



Perfis centrais sem maquinações

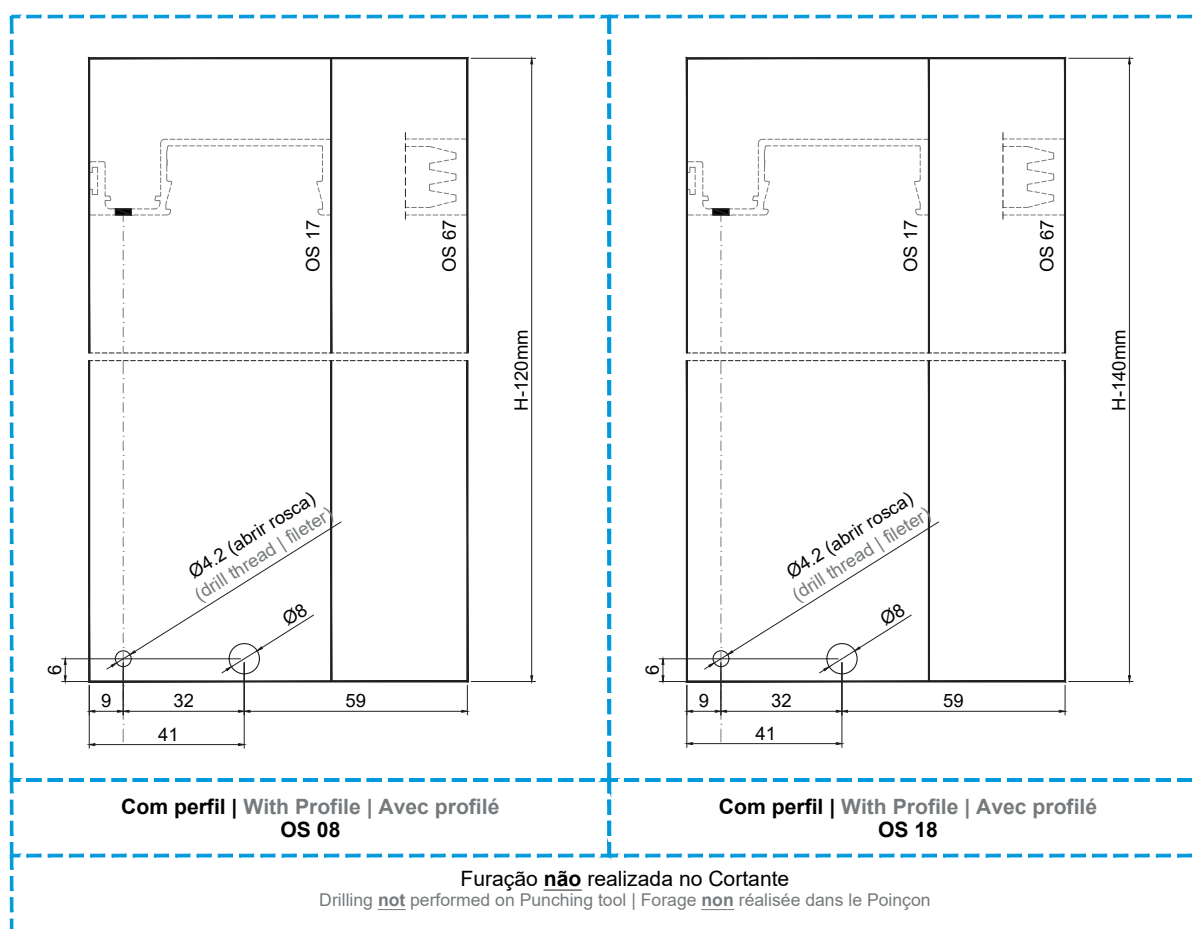
Central profiles without machining

Profils centraux sans usinage

CORTE E MAQUINAÇÃO DOS PERFIS CENTRAIS OS 17/67 - SOLEIRA OCULTA

CUTTING AND MACHINING FOR CENTRAL PROFILES OS 17/67 - CONCEALED SILL

COUPE ET USINAGE POUR PROFILÉS CENTRAUX OS 17/67 - SEUIL CACHÉE



Com perfil | With Profile | Avec profilé
OS 08

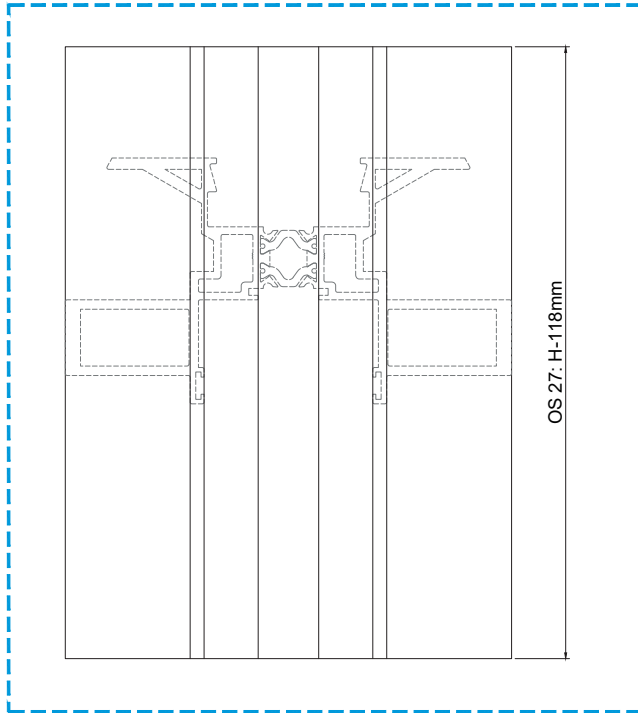
Com perfil | With Profile | Avec profilé
OS 18

Furação **não** realizada no Cortante
Drilling **not** performed on Punching tool | Forage **non** réalisée dans le Poinçon

CORTE E MAQUINAÇÃO DO PERFIL UNIÃO 3/4 FOLHAS OS 27 - SOLEIRA TRADICIONAL

CUTTING AND MACHINING FOR 3/4 SASHES CONNECTION PROFILE OS 27 - CLASSIC SILL

COUPE ET USINAGE POUR PROFILÉ CONNEXION 3/4 VENTAUX OS 27 - SEUIL CLASSIQUE

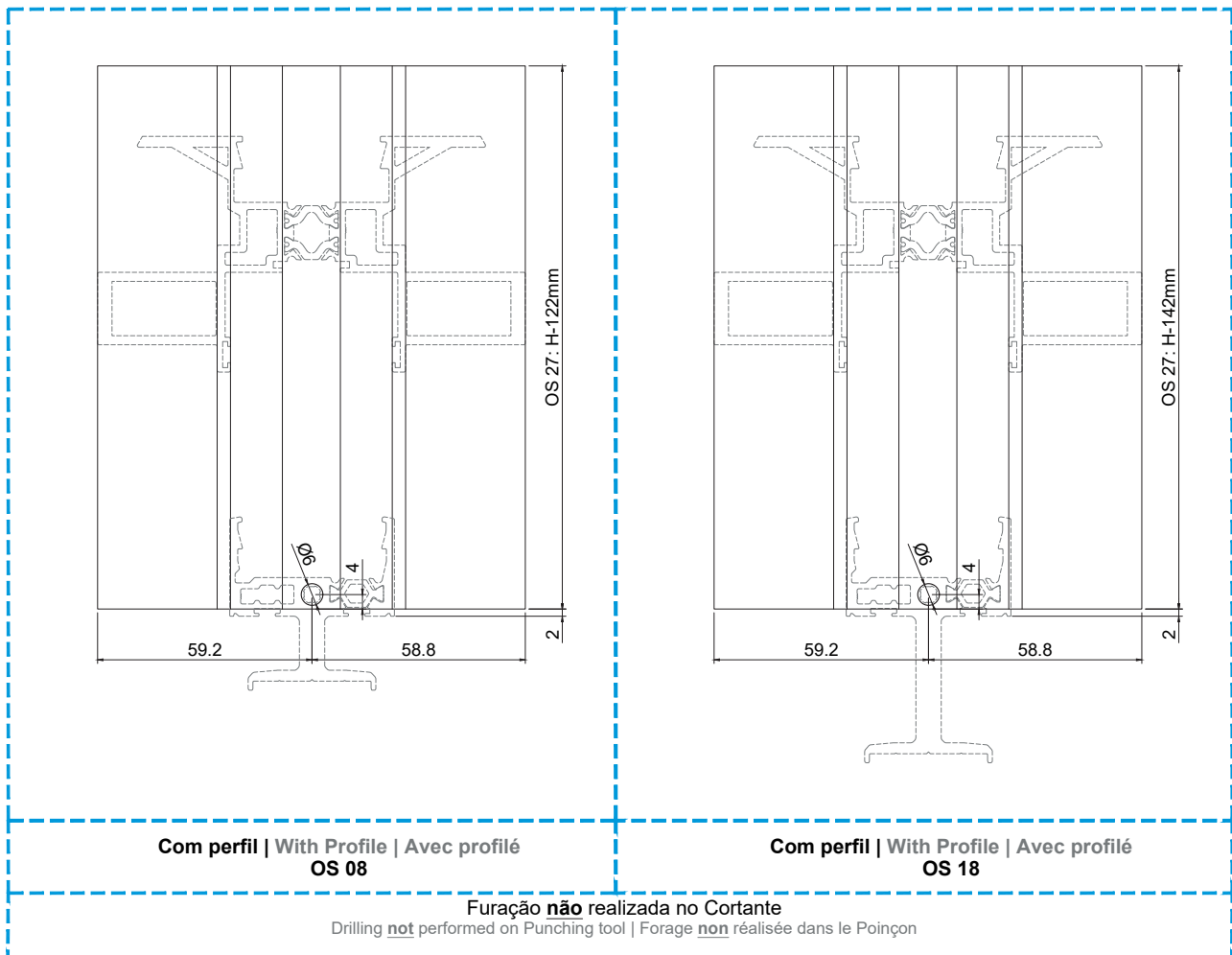


Perfil central sem maquinações
Central profile without machining
Profilé central sans usinage

CORTE E MAQUINAÇÃO DO PERFIL UNIÃO 3/4 FOLHAS OS 27 - SOLEIRA OCULTA

CUTTING AND MACHINING FOR 3/4 SASHES CONNECTION PROFILE OS 27 - CONCEALED SILL

COUPE ET USINAGE POUR PROFILÉ CONNEXION 3/4 VENTAUX OS 27 - SEUIL CACHÉ



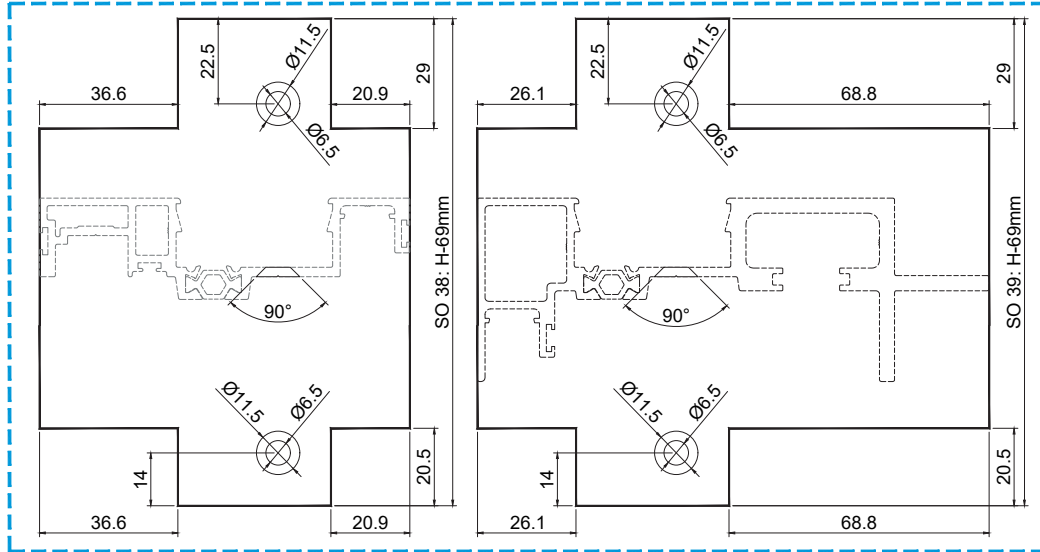
Com perfil | With Profile | Avec profilé
OS 08

Com perfil | With Profile | Avec profilé
OS 18

Furação **não** realizada no Cortante
Drilling **not** performed on Punching tool | Forage **non** réalisée dans le Poinçon

CORTE E MAQUINAÇÃO DOS PERFIS UNIÃO 3/4 FOLHAS SO 38 E SO 39 - SOLEIRA TRADICIONAL

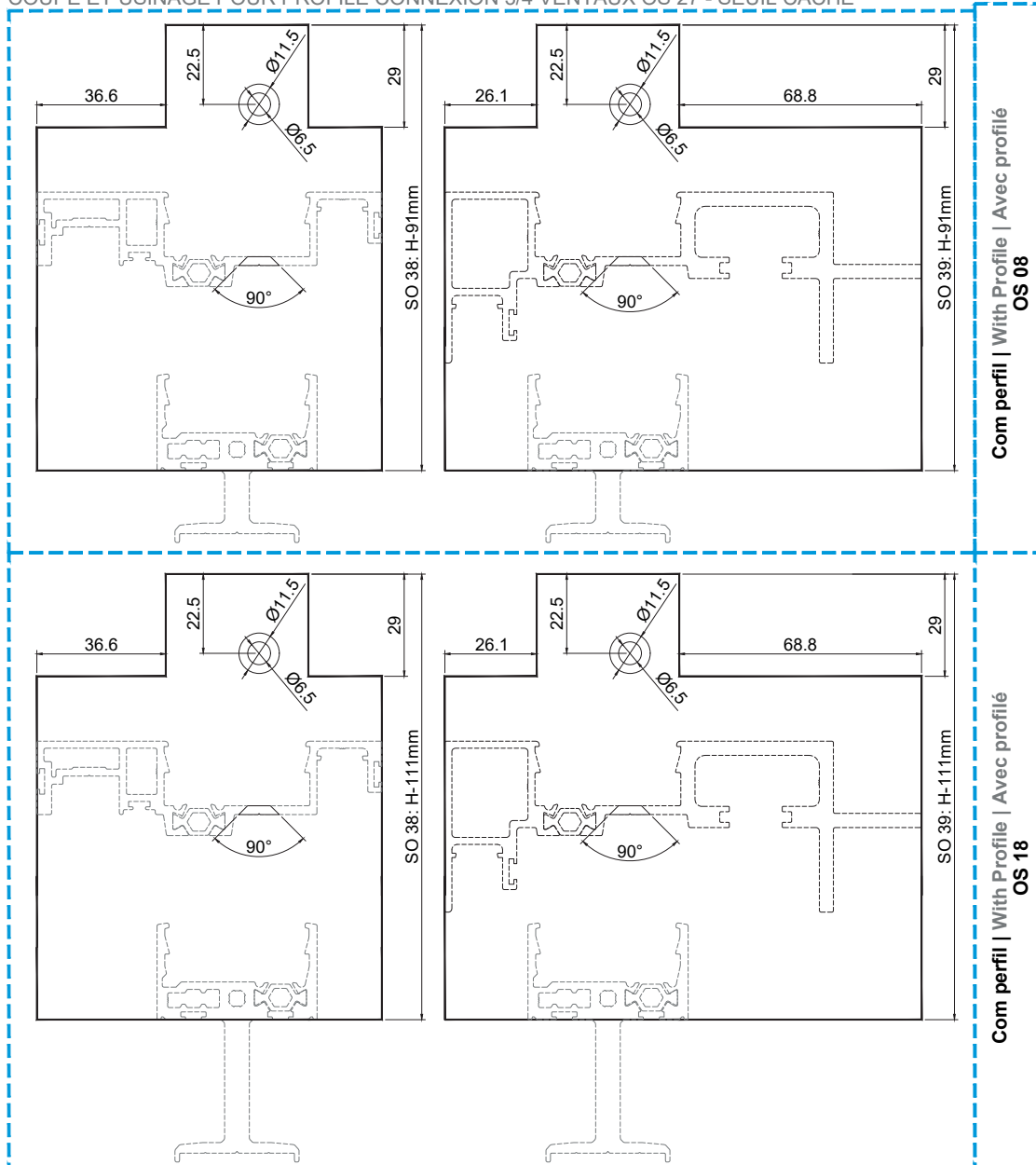
CUTTING AND MACHINING FOR 3/4 SASHES CONNECTION PROFILES SO 38 AND SO 39 - CLASSIC SILL
COUPE ET USINAGE POUR PROFILÉS DE CONNEXION 3/4 VENTAUX SO 38 ET SO 39 - SEUIL CLASSIQUE



Os furos inferiores são opcionais
Bottom holes are optional
Les trous inférieures sont facultatif

CORTE E MAQUINAÇÃO DO PERFIL UNIÃO 3/4 FOLHAS OS 27 - SOLEIRA OCULTA

CUTTING AND MACHINING FOR 3/4 SASHES CONNECTION PROFILE OS 27 - CONCEALED SILL
COUPE ET USINAGE POUR PROFILÉ CONNEXION 3/4 VENTAUX OS 27 - SEUIL CACHÉ



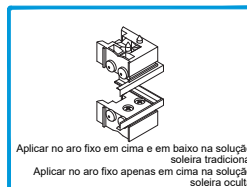
Com perfil | With Profile | Avec profilé
OS 08

Com perfil | With Profile | Avec profilé
OS 18

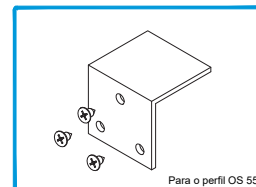
MEDIDA DE CORTE DO PERFIL DE CANTO 90° OS 55 - SOLEIRA TRADICIONAL

OS 55 90° CORNER PROFILE CUTTING MEASURE - CLASSIC SILL

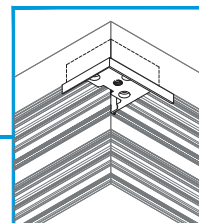
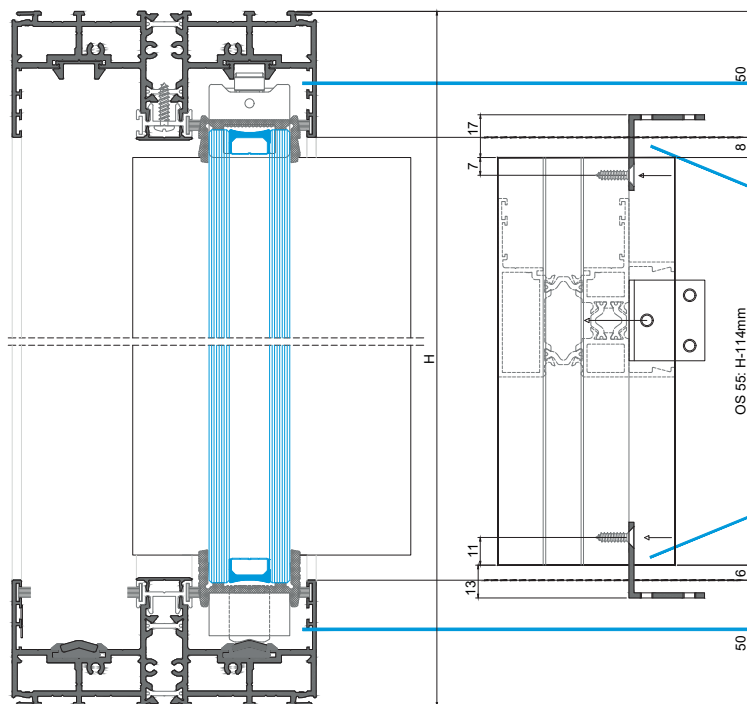
MESURE DE COUPE DU PROFILÉ D'ANGLE 90° OS 55 - SEUIL CLASSIQUE



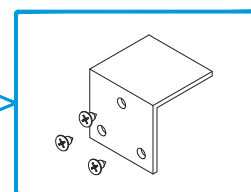
212258 CONJ. TOPOS CANTO OS 55
END-CAPS KIT
KIT D'EMBOUT



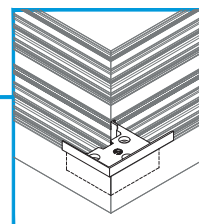
213306 ANGULO REMATE CENTRAL
CENTRAL ANGLE
ANGLE CENTRAL



TOPO SUPERIOR
UPPER END-CAP | EMBOUT SUPÉRIEUR



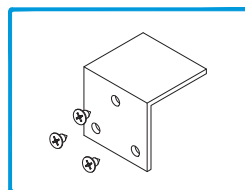
TOPO INFERIOR
LOWER END-CAP | EMBOUT INFÉRIEUR



IMPORTANTE | IMPORTANT | IMPORTANT:

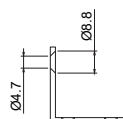
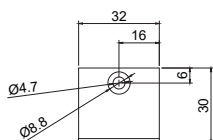
- 1) A cantoneira embutida no vidro não deverá ser aplicada nesta tipologia de modo a permitir aplicar os ângulos de remate central.

The angle bracket shall not be built-in the glass in order to allow the central angles to be applied.
Le support angle ne doit pas être intégré dans le verre pour permettre l'application des angles centraux.

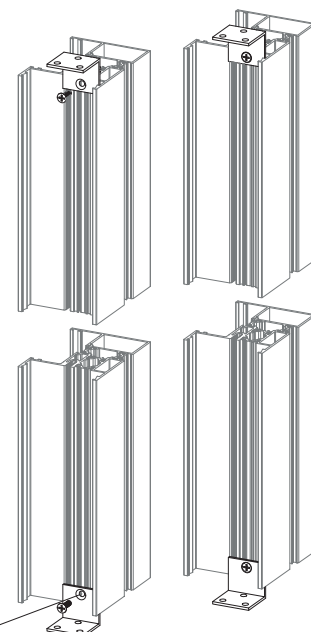


- 2) O furo escareado tem de permitir que o parafuso fique a facear com a cantoneira.

The drilled hole must allow the screw to align with the angle bracket.
Le trous fraisés doivent permettre à la vis de rester à la même face que la cornière.



DIN 7982 A2 4,2 x 19

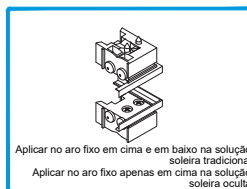


Abrir furo escareado na cantoneira
Open a drilled hole in the angle bracket
Ouvrir un trou fraisé dans la cornière

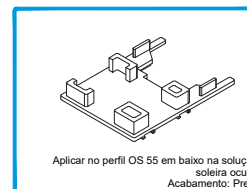
MEDIDA DE CORTE DO PERFIL DE CANTO 90° OS 55

OS 55 90° CORNER PROFILE CUTTING MEASURE

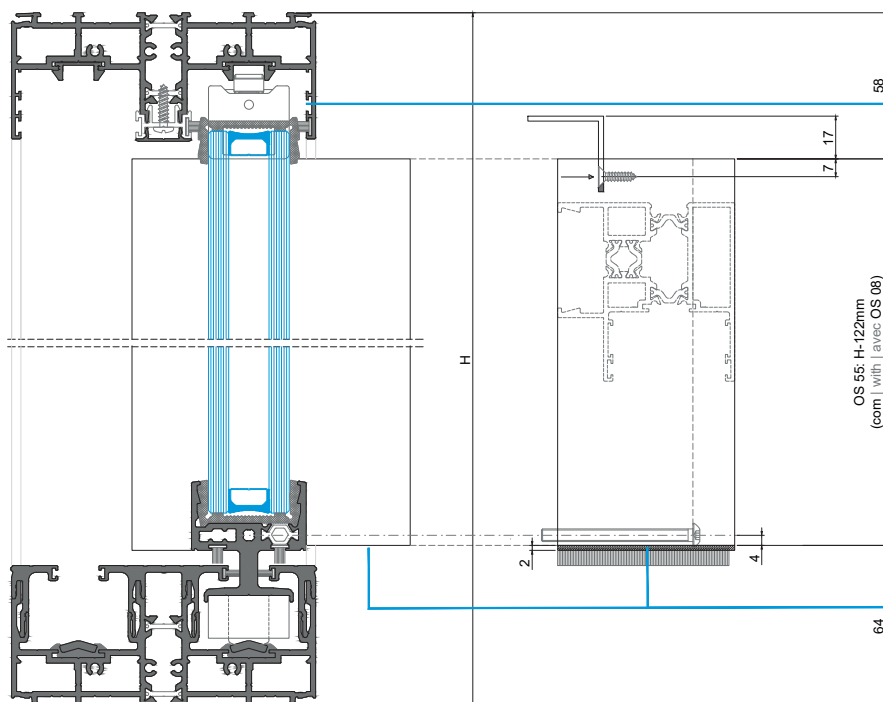
MESURE DE COUPE DU PROFILÉ D'ANGLE 90° OS 55



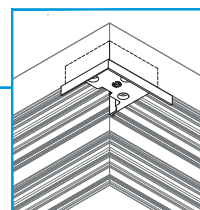
212258 CONJ. TOPOS CANTO OS 55
END-CAPS KIT
KIT D'EMBOU



210235 TOPO INF SOL. OCULTA OS 55
LOWER END-CAP
EMBOU INFÉRIEUR



OS 55; H-122mm
(com | with | avec OS 08)



TOPO SUPERIOR | UPPER END-CAP | EMBOUT SUPÉRIEUR

REF 212258*

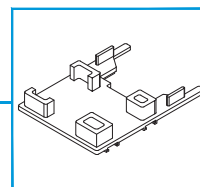
***Nesta tipologia, usar apenas um dos topos na parte superior**

***For this typology, use only one of the end-caps on the top**

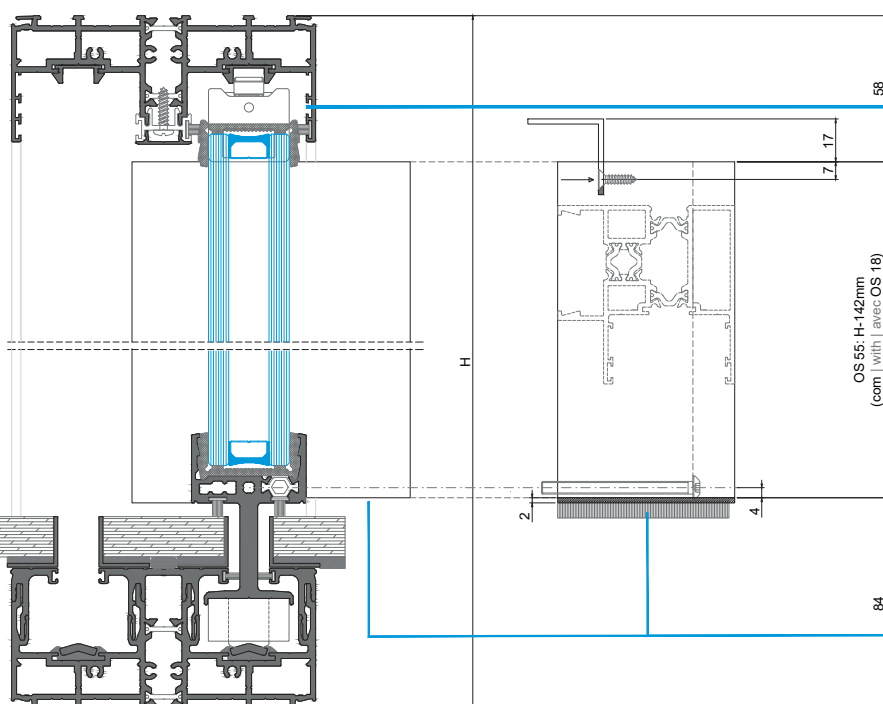
***Dans ce typologie, utilisez uniquement l'un des embouts en dessus**

TOPO INFERIOR | LOWER END-CAP | EMBOUT INFÉRIEUR

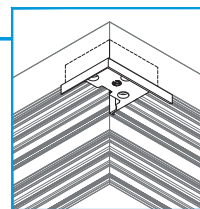
REF 210235



Este topo deverá ser colado ao perfil OS 55
This end-cap must be glued to the profile OS 55
Ce embout doit être collé au profilé OS 55



OS 55; H-142mm
(com | with | avec OS 18)



TOPO SUPERIOR | UPPER END-CAP | EMBOUT SUPÉRIEUR

REF 212258*

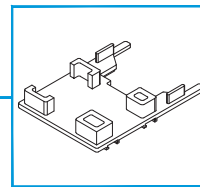
***Nesta tipologia, usar apenas um dos topos na parte superior**

***For this typology, use only one of the end-caps on the top**

***Dans ce typologie, utilisez uniquement l'un des embouts en dessus**

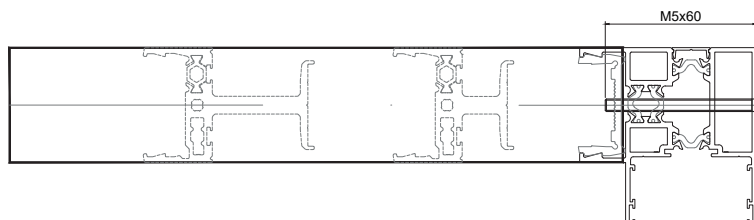
TOPO INFERIOR | LOWER END-CAP | EMBOUT INFÉRIEUR

REF 210235

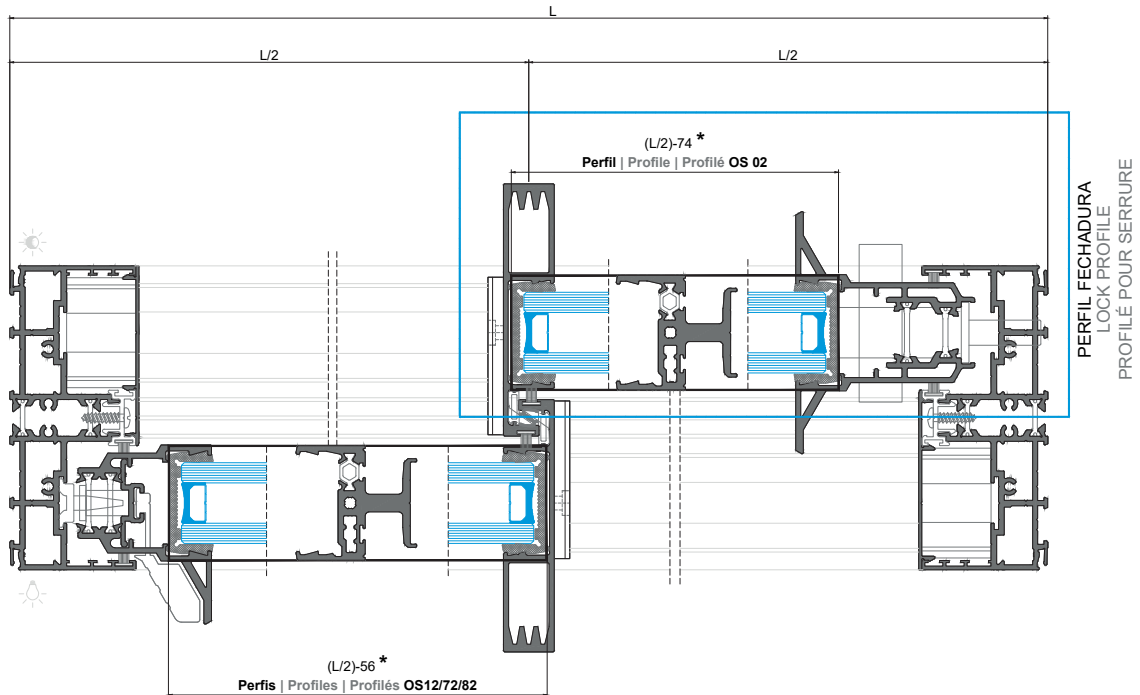


Este topo deverá ser colado ao perfil OS 55
This end-cap must be glued to the profile OS 55
Ce embout doit être collé au profilé OS 55

Fixação do perfil OS 55 aos perfis móveis OS 08 ou OS 18
OS 55 profile fixation to OS 08 or OS 18 mobile profiles
Fixation du profilé OS 55 aux profilés ouvrants OS 08 ou OS 18

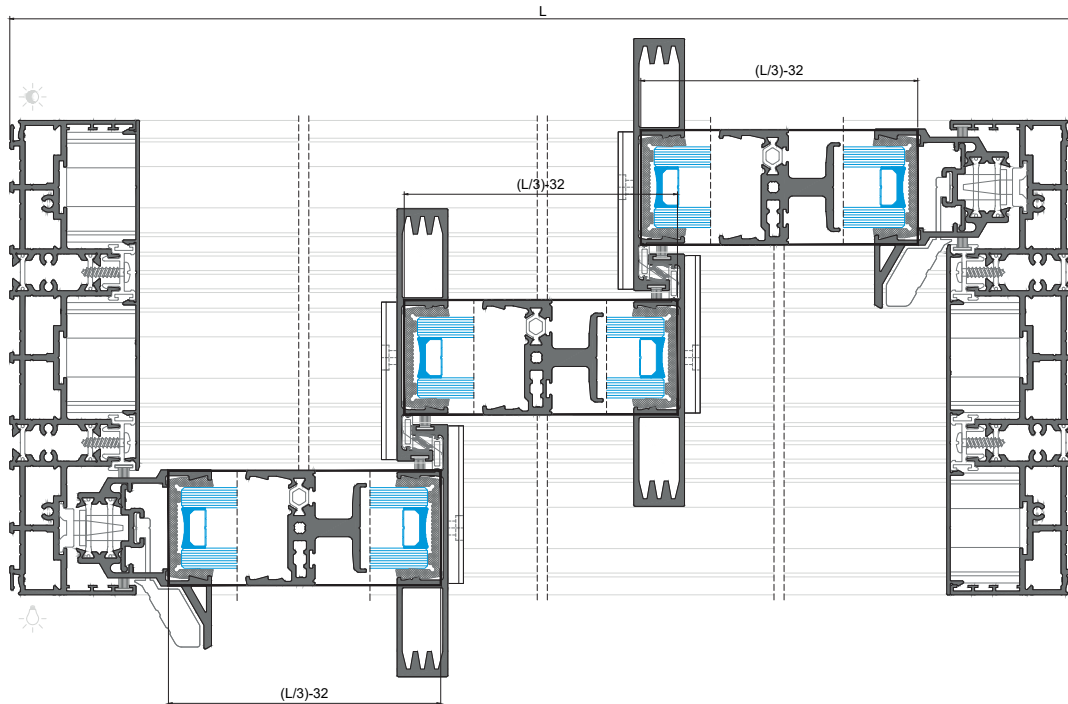


MEDIDAS DE CORTE PERFIS MÓVEIS INFERIORES OS 08 / OS 18 - Janela 2 folhas
CUTTING MEASURES FOR BOTTOM MOBILE PROFILES OS 08 / OS18 - 2 Sashes window
MESURES DE COUPE POUR PROFILÉS MOBILES INFÉRIEURS OS 08 / OS 18 - Fenêtre 2 vantaux



* Com aros centrais ao centro do vão → Vdros com larguras diferentes
* With central profiles in the middle of the frame → Glasses with different widths
* Avec profilés centraux au centre du châssis → Verre de différentes largeurs

MEDIDAS DE CORTE PERFIS MÓVEIS INFERIORES OS 08 / OS 18 - Janela 3 folhas
CUTTING MEASURES FOR BOTTOM MOBILE PROFILES OS 08 / OS18 - 3 Sashes window
MESURES DE COUPE POUR PROFILÉS MOBILES INFÉRIEURS OS 08 / OS 18 - Fenêtre 3 vantaux

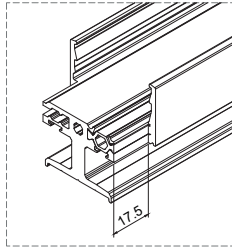


FRESAGENS PARA PERFIS MÓVEIS INFERIORES OS 08 / OS 18

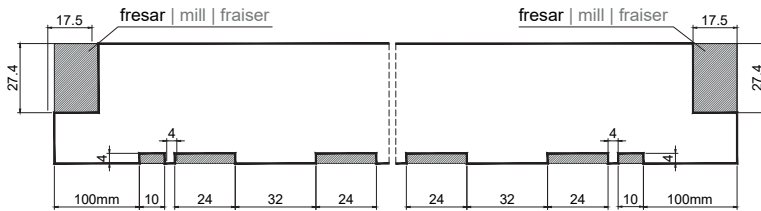
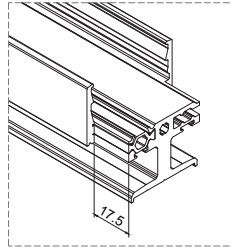
MILLINGS FOR BOTTOM MOBILE PROFILES OS 08 / OS 18

FRAISAGES POUR PROFILÉS MOBILES INFÉRIEURS OS 08 / OS 18

Ligação lateral
Lateral connection
Connexion latérale

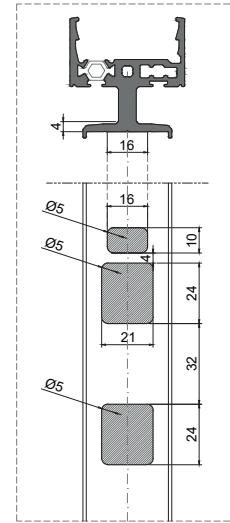


Ligação central
Central connection
Connexion centrale



Canal para encaixe de carrinho

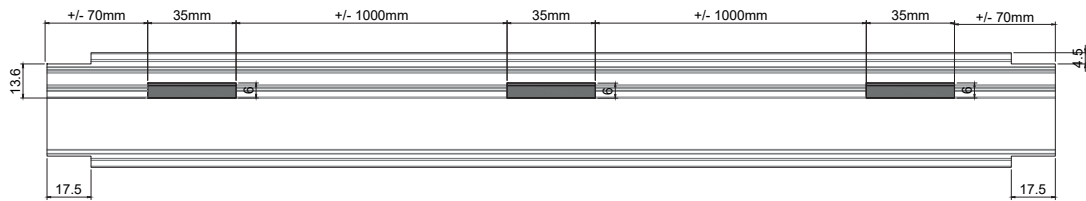
Channel to rolling bearing plug
Chenal pour emboîte du rouleau



DRENAGENS PARA PERFIS MÓVEIS INFERIORES OS08 / OS18

DRAINAGE FOR BOTTOM MOBILE PROFILES OS08 / OS18

DRAINAGE POUR PROFILÉS MOBILES INFÉRIEURS OS08 / OS18



Selar extremidades com silicone

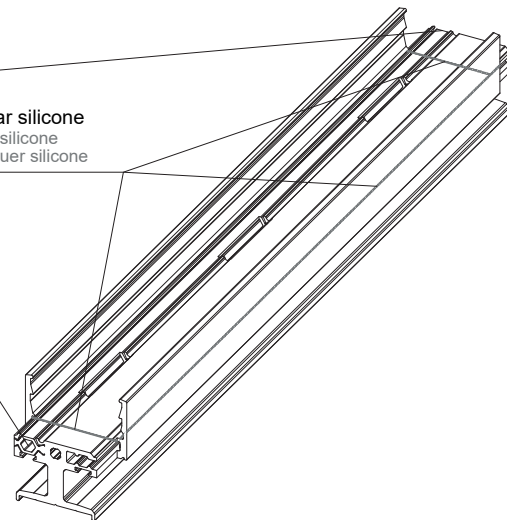
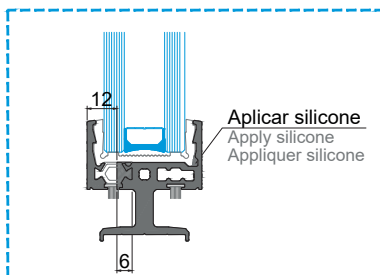
Seal ends with silicone

Sceller l'extrémités avec silicone

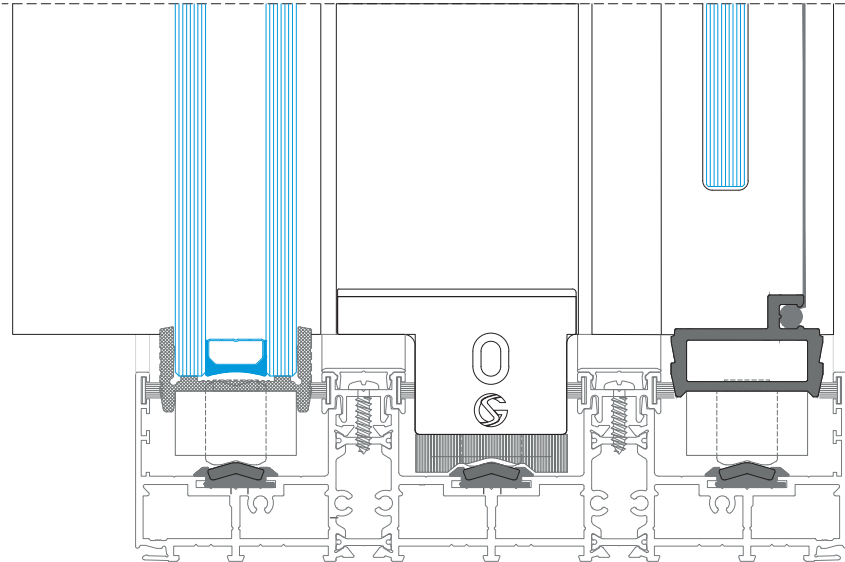
Aplicar silicone

Apply silicone

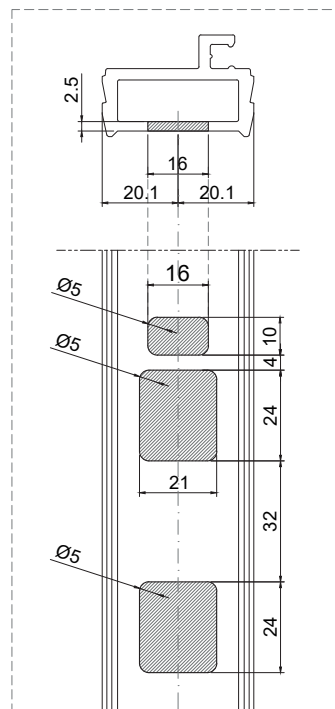
Appliquer silicone



FRESAGENS PARA PERFIL DE MOSQUITEIRA OS 47
MILLINGS FOR MOSQUITO NET PROFILE OS 47
FRAISAGES POUR PROFILÉ MOUSTIQUAIRE OS 47



Canal para encaixe de carrinho
Channel to rolling bearing plug
Chenal pour emboîte du rouleau





Portet House | Moraira | Dalia Alba Arq. | Fotografia Diego Opazo

VII

MONTAGENS ASSEMBLIES ASSAMBLAGES

MONTAGEM DE PERFIS
PROFILES ASSEMBLY
ASSAMBLAGE DES PROFILÉS

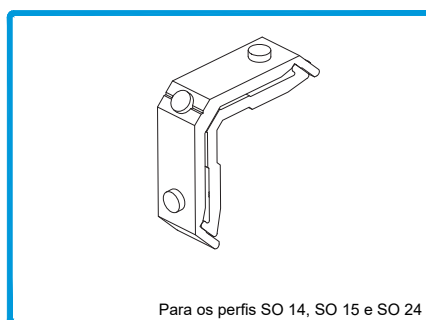
VII . 1

MONTAGEM DE FERRAGENS E ACESSÓRIOS
HARDWARE AND ACCESSORIES ASSEMBLY
ASSAMBLAGE DES SERRURES ET ACCESSOIRES

VII . 2

MONTAGEM DE AROS FIXOS - 1 RAIL

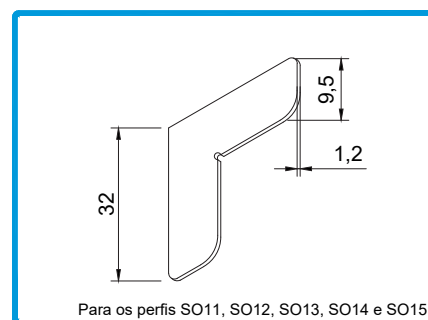
FIXED FRAMES ASSEMBLY - 1 RAIL | ASSAMBLAGE DES DORMANTS - 1 RAIL



Para os perfis SO 14, SO 15 e SO 24

205173

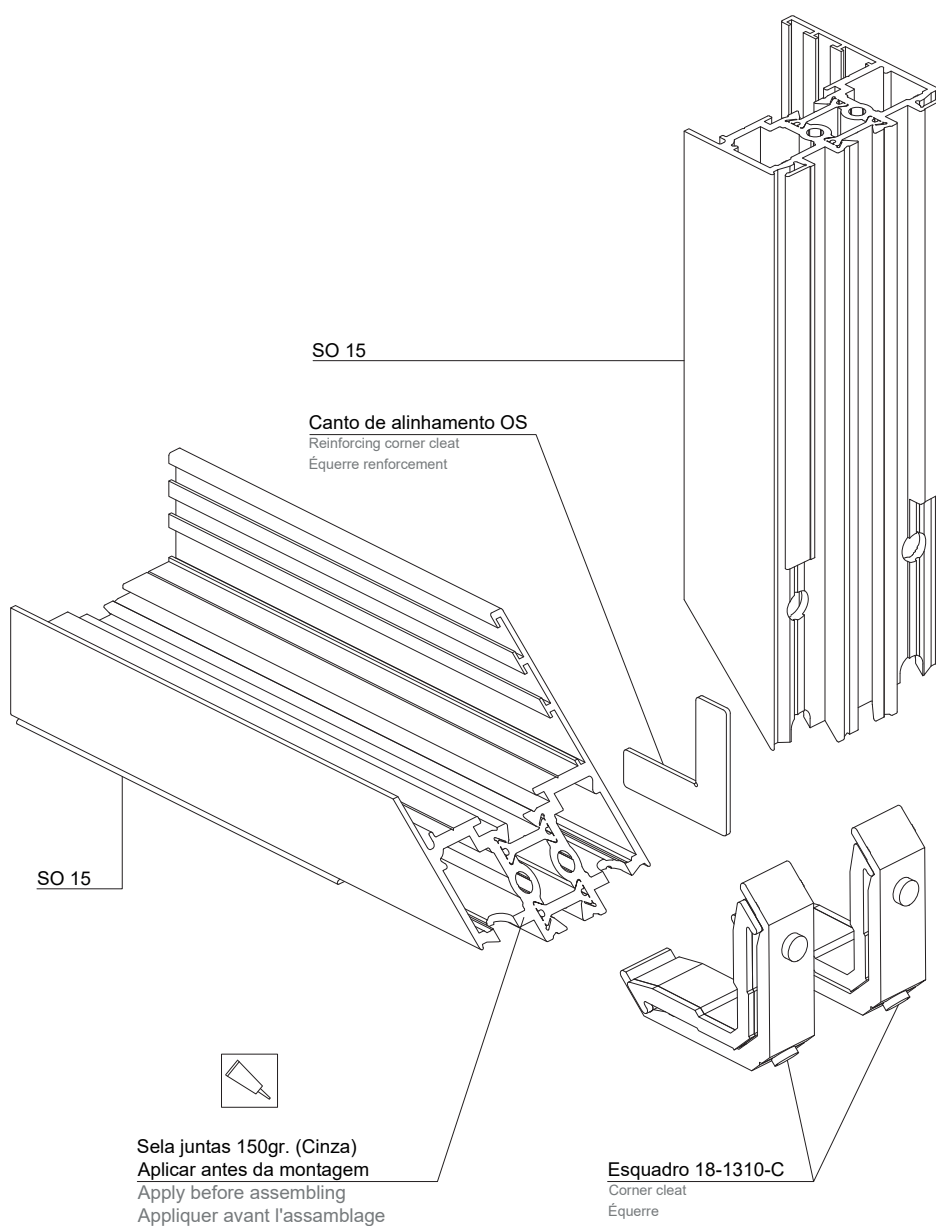
ESQUADRO 18-1310-C



Para os perfis SO11, SO12, SO13, SO14 e SO15

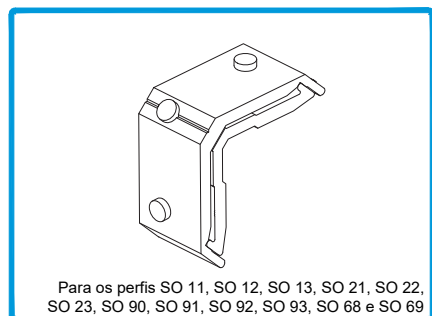
213017

CANTO ALINHAMENTO OS



MONTAGEM DE AROS FIXOS - 1 RAIL

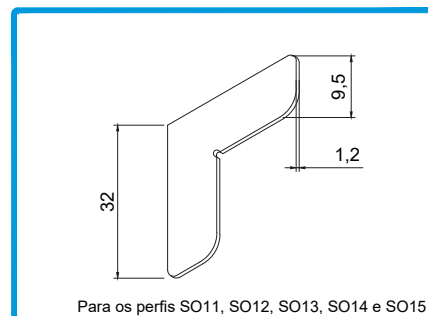
FIXED FRAMES ASSEMBLY - 1 RAIL | ASSAMBLAGE DES DORMANTS - 1 RAIL



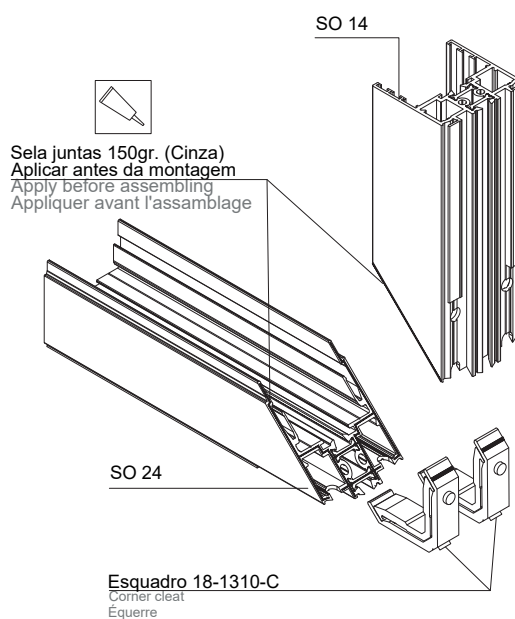
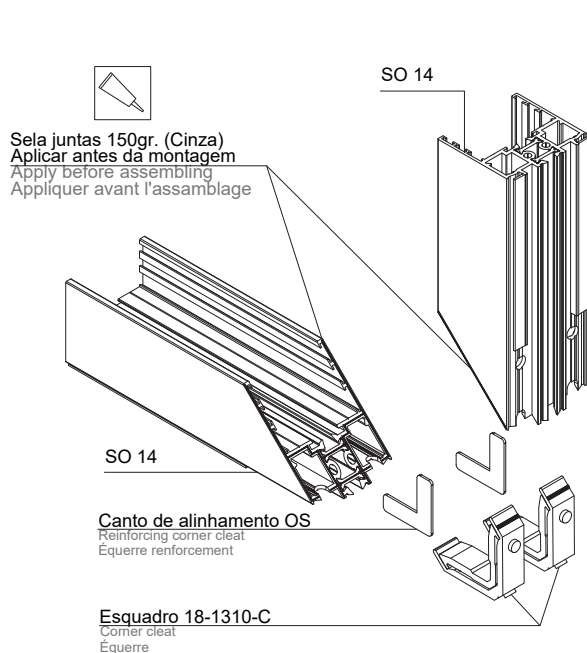
205172 ESQUADRO 18-2210-D



205173 ESQUADRO 18-1310-C

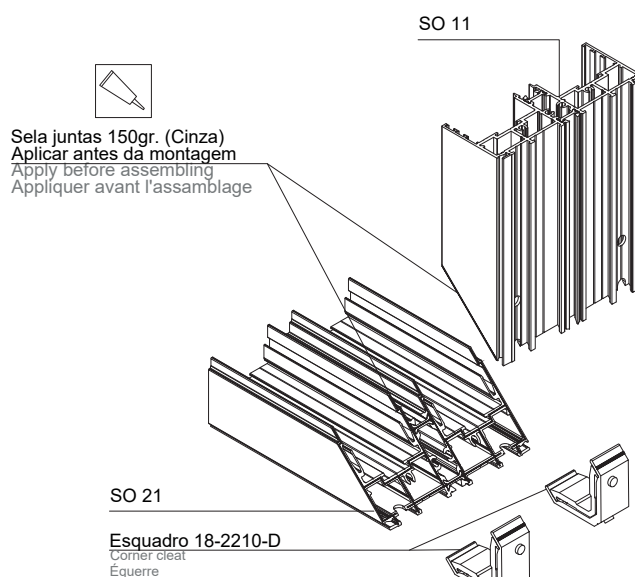
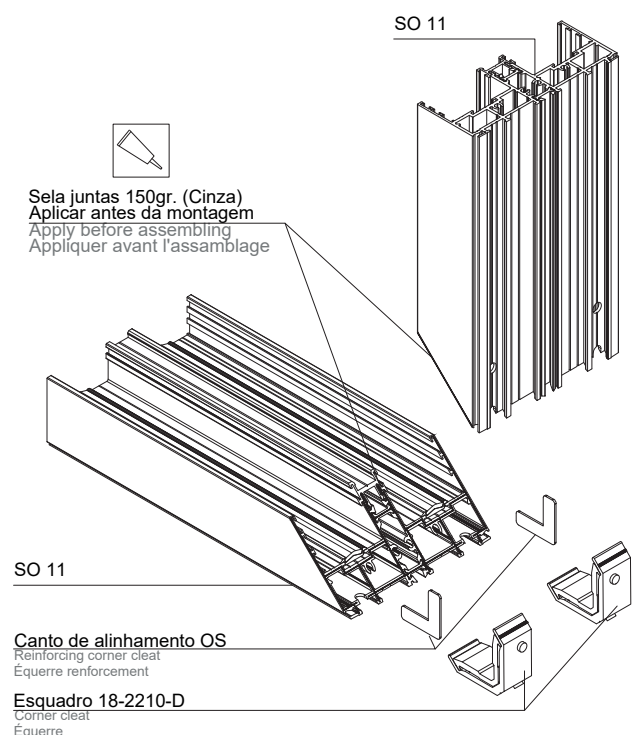


213017 CANTO ALINHAMENTO OS



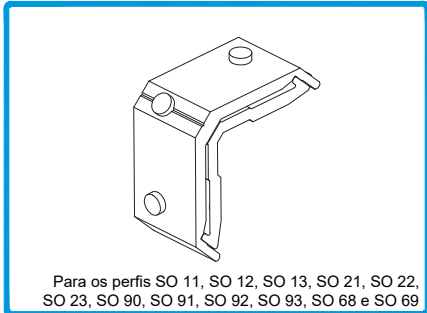
MONTAGEM DE AROS FIXOS - 2 RAILS

FIXED FRAMES ASSEMBLY - 2 RAILS | ASSAMBLAGE DES DORMANTS - 2 RAILS



MONTAGEM DE AROS FIXOS - 3 RAILS

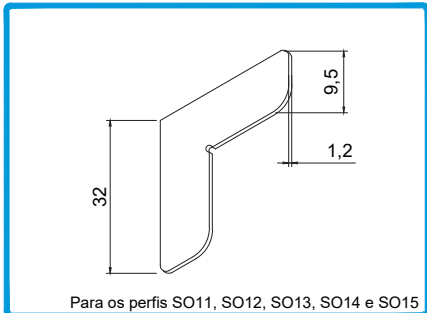
FIXED FRAMES ASSEMBLY - 3 RAILS | ASSAMBLAGE DES DORMANTS - 3 RAILS



Para os perfis SO 11, SO 12, SO 13, SO 21, SO 22, SO 23, SO 90, SO 91, SO 92, SO 93, SO 68 e SO 69

205172

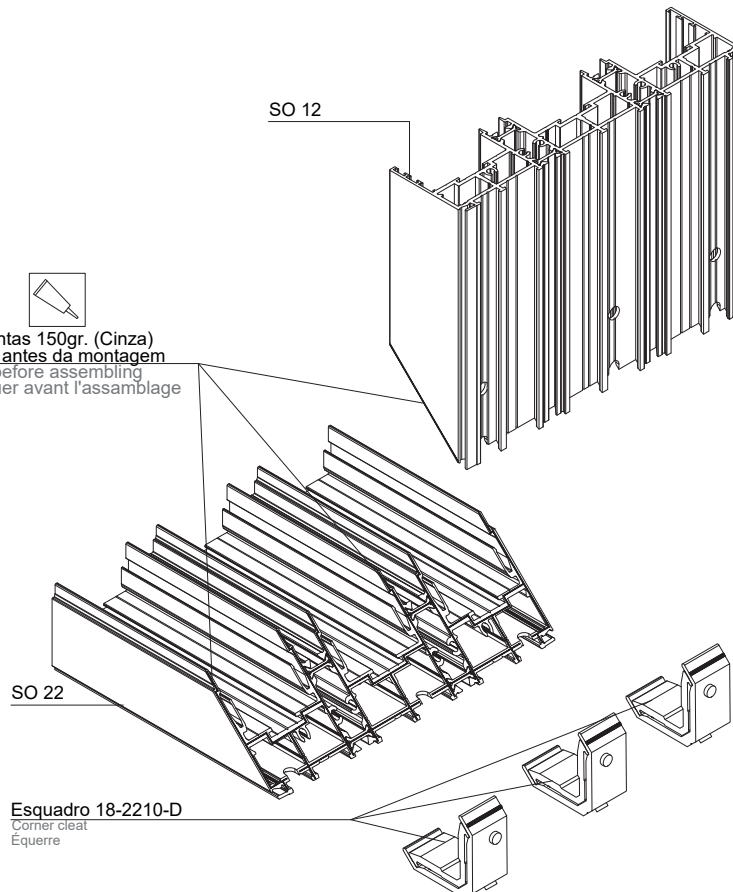
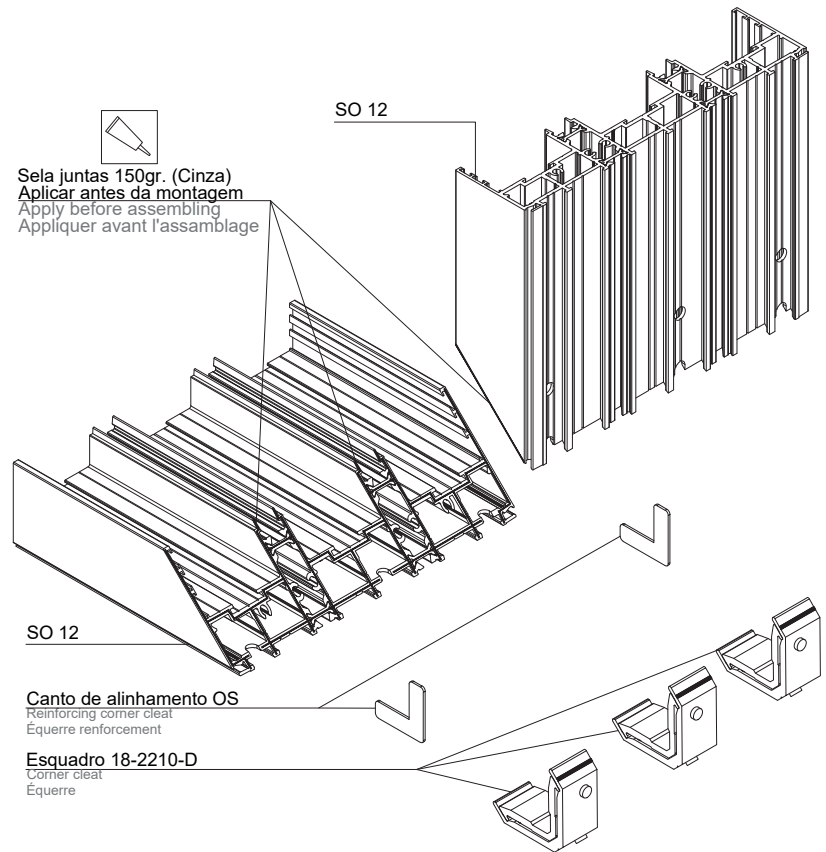
ESQUADRO 18-2210-D



Para os perfis SO11, SO12, SO13, SO14 e SO15

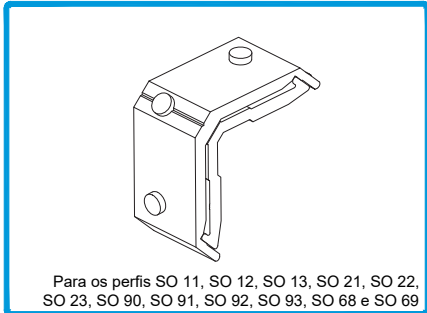
213017

CANTO ALINHAMENTO OS



MONTAGEM DE AROS FIXOS - 4 RAILS

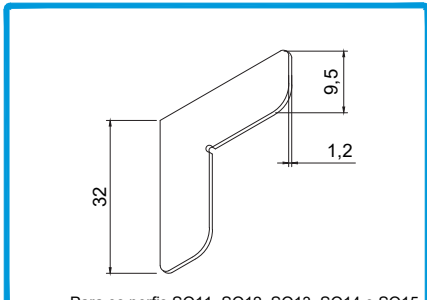
FIXED FRAMES ASSEMBLY - 4 RAILS | ASSAMBLAGE DES DORMANTS - 4 RAILS



Para os perfis SO 11, SO 12, SO 13, SO 21, SO 22, SO 23, SO 90, SO 91, SO 92, SO 93, SO 68 e SO 69

205172

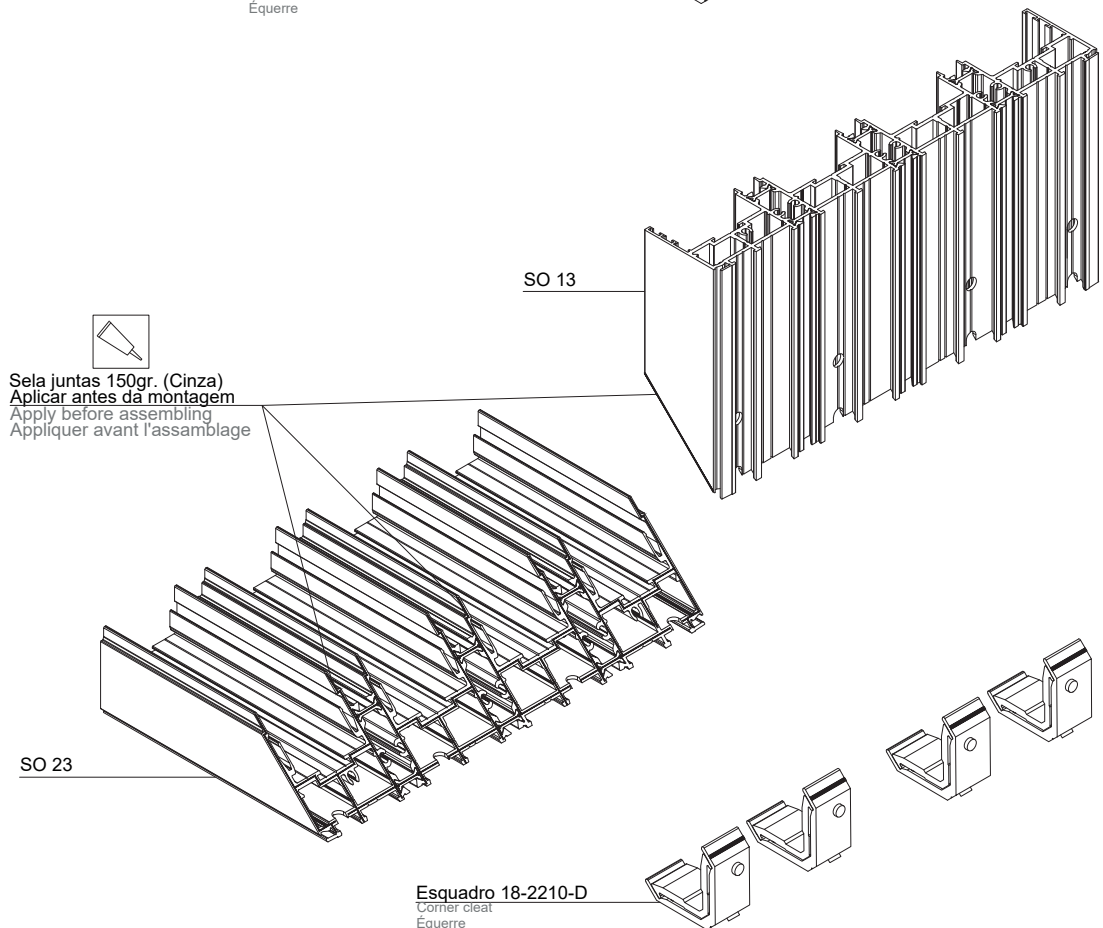
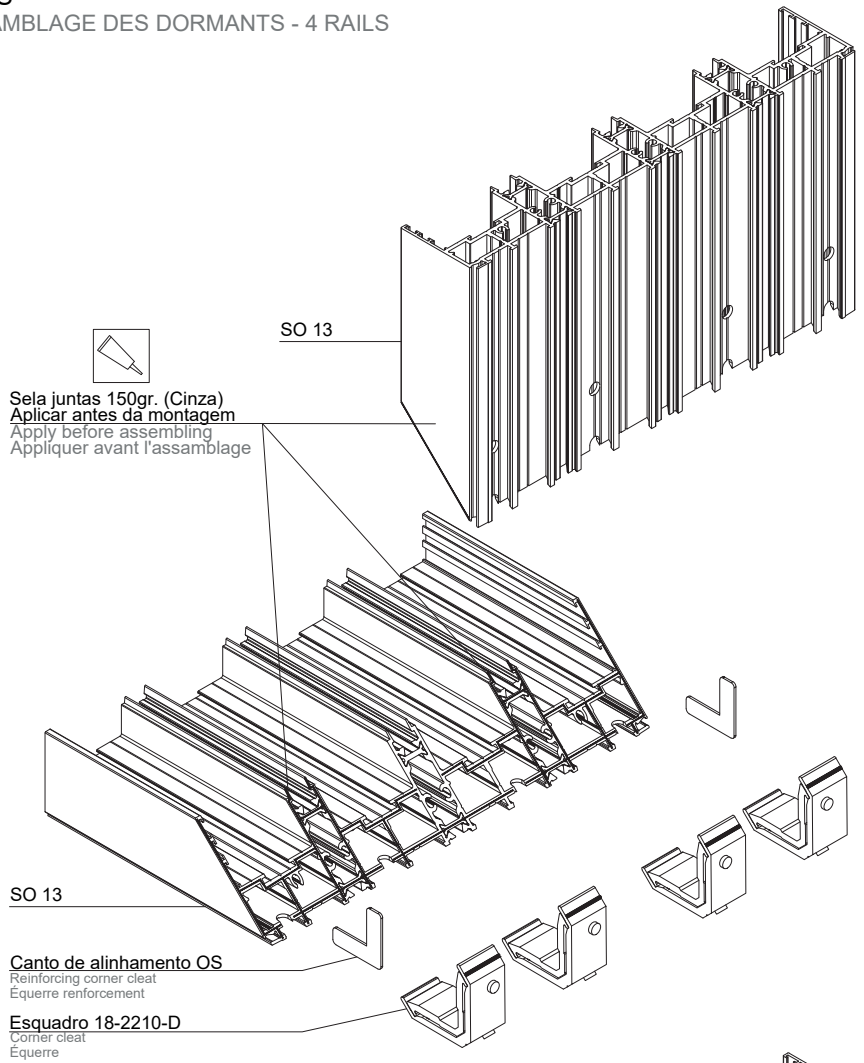
ESQUADRO 18-2210-D



Para os perfis SO11, SO12, SO13, SO14 e SO15

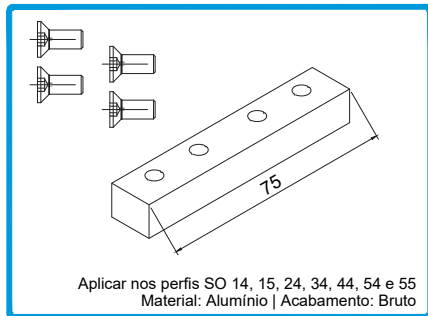
213017

CANTO ALINHAMENTO OS

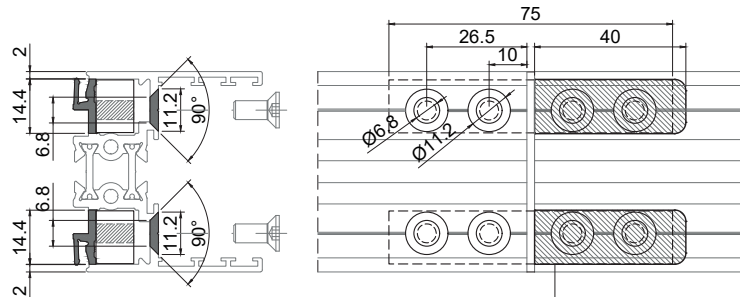


UNIÃO DO ARO 1 RAIL
1 RAIL FRAME UNION | UNION DE CADRE 1 RAIL

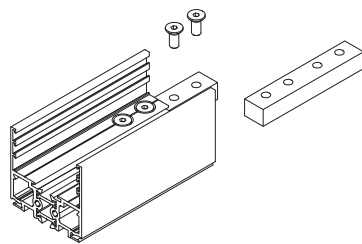
OPÇÃO FIXAÇÃO POR CIMA DO PERFIL
UPPER PROFILE FIXING OPTION | OPTION DE FIXATION SUR LE PROFILÉ



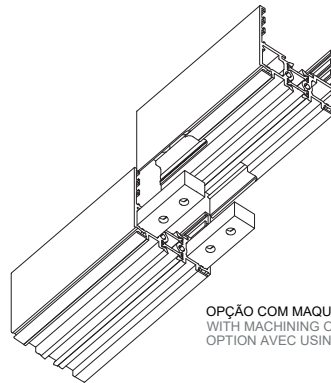
212956 CONJ. UNIÃO RETA 1-RAIL OS



Maquinação opcional
Optional Machining
Usinage optionnelle

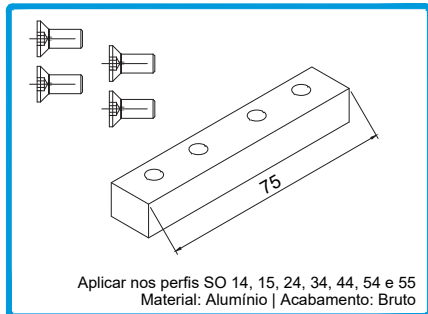


OPÇÃO LIGAÇÃO FRONTAL
FRONT LINK OPTION
OPTION CONNECTION DE FACE

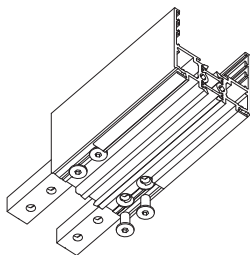
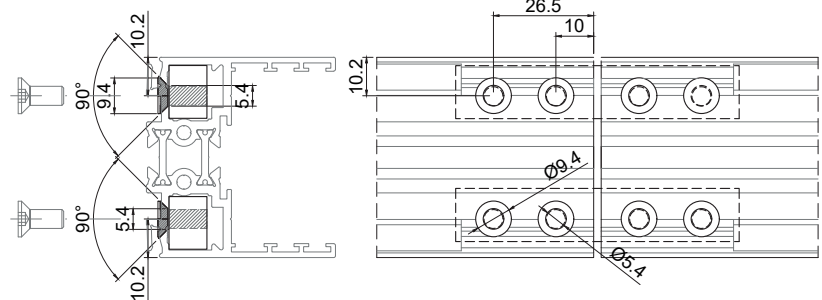
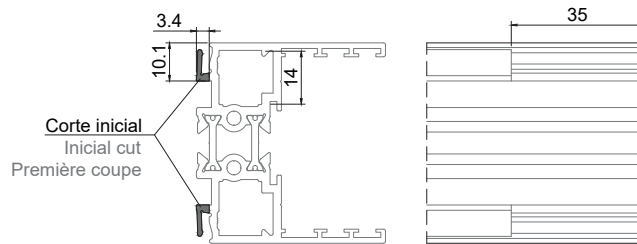


OPÇÃO COM MAQUINAÇÃO
WITH MACHINING OPTION
OPTION AVEC USINAGE

OPÇÃO FIXAÇÃO POR BAIXO DO PERFIL
BOTTOM PROFILE FIXING OPTION | OPTION DE FIXATION SOUS LE PROFILÉ



212956 CONJ. UNIÃO RETA 1-RAIL OS

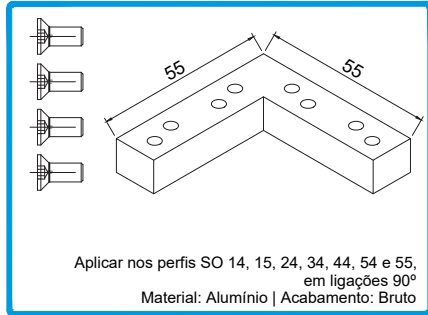


UNIÃO DO ARO 1 RAIL A 90°

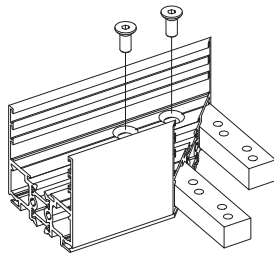
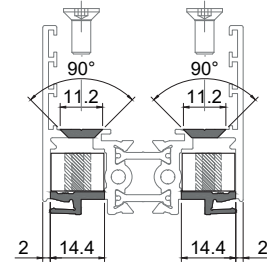
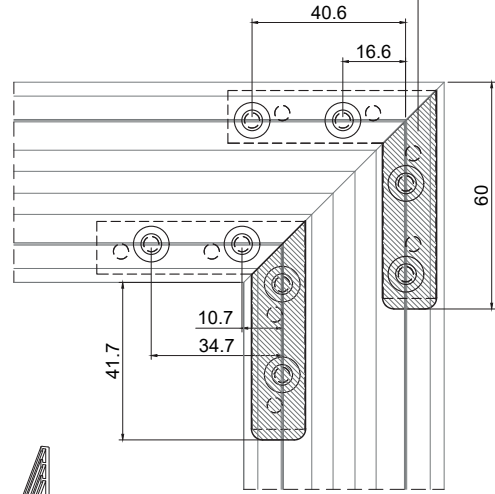
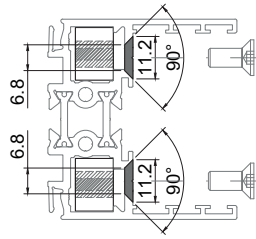
90° 1 RAIL FRAME UNION | UNION DE CADRE 1 RAIL À 90°

OPÇÃO FIXAÇÃO POR CIMA DO PERFIL

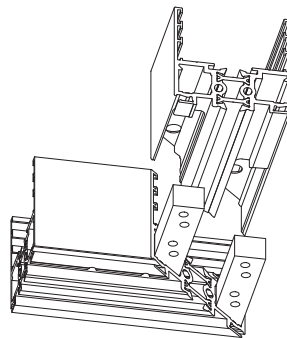
UPPER PROFILE FIXING OPTION | OPTION DE FIXATION SUR LE PROFILÉ



212957 CONJ. UNIÃO CANTO 90° 1-RAIL OS



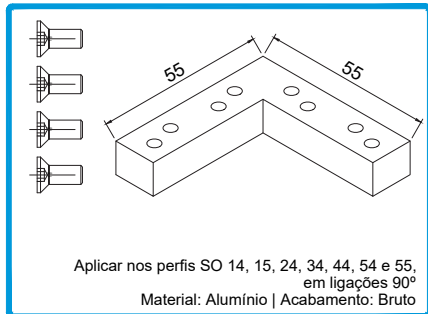
OPÇÃO LIGAÇÃO FRONTAL
FRONT LINK OPTION
OPTION CONNECTION DE FACE



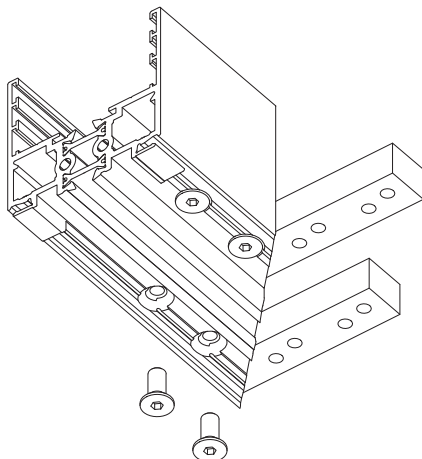
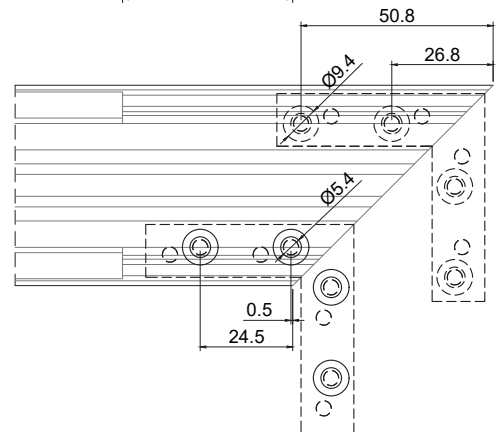
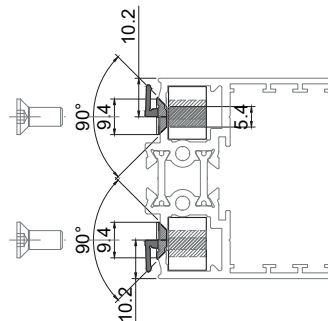
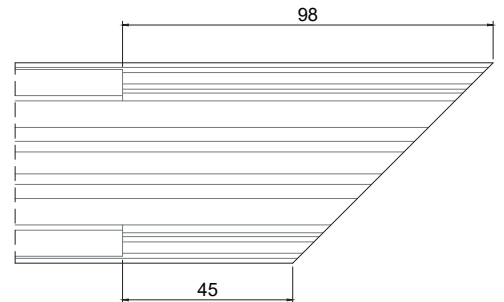
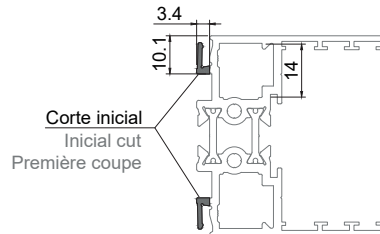
OPÇÃO COM MAQUINAÇÃO
WITH MACHINING OPTION
OPTION AVEC USINAGE

OPÇÃO FIXAÇÃO POR BAIXO DO PERFIL

BOTTOM PROFILE FIXING OPTION | OPTION DE FIXATION SOUS LE PROFILÉ

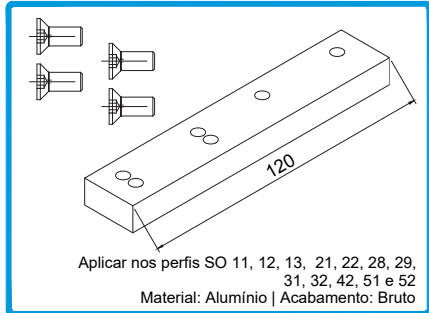


212957 CONJ. UNIÃO CANTO 90° 1-RAIL OS



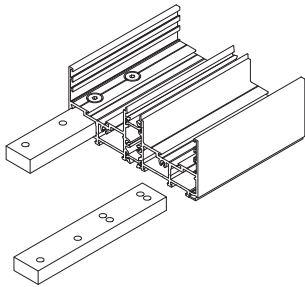
UNIÃO DO ARO 2 RAIL
2 RAIL FRAME UNION | UNION DE CADRE 2 RAIL

OPÇÃO FIXAÇÃO POR CIMA DO PERFIL
UPPER PROFILE FIXING OPTION | OPTION DE FIXATION SUR LE PROFILÉ

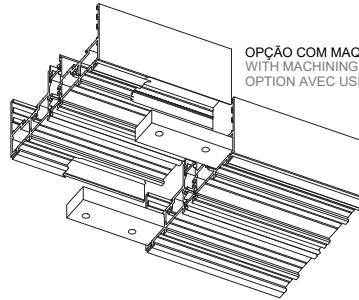


212953 CONJ. UNIÃO RETA OS

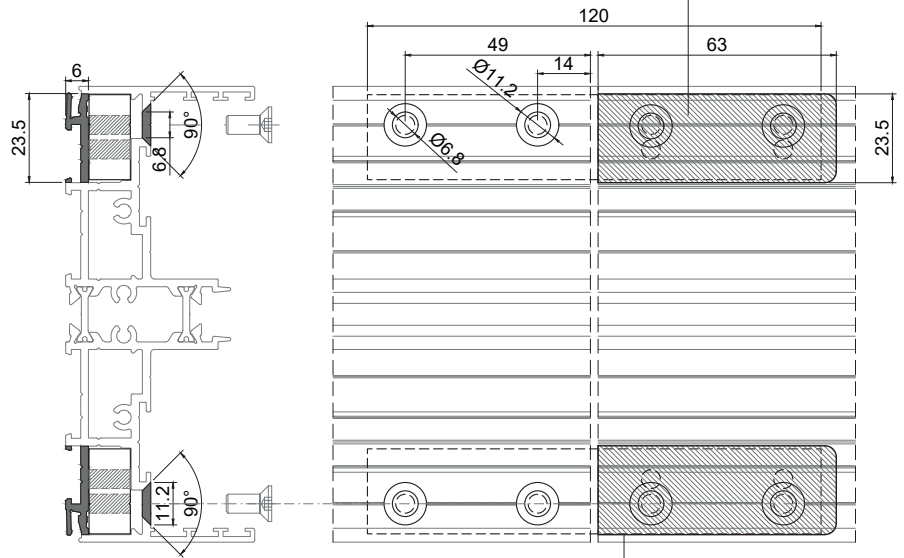
OPÇÃO LIGAÇÃO FRONTAL
FRONT LINK OPTION
OPTION CONNECTION DE FACE



OPÇÃO COM MAQUINAÇÃO
WITH MACHINING OPTION
OPTION AVEC USINAGE

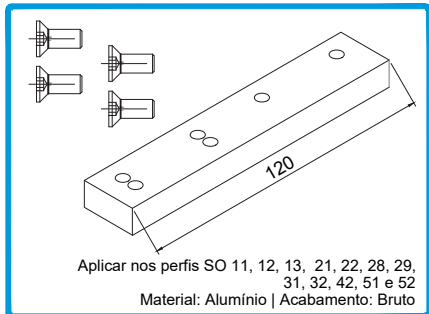


Maquinação opcional
Optional Machining
Usinage optionnelle

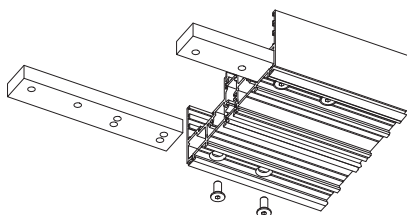
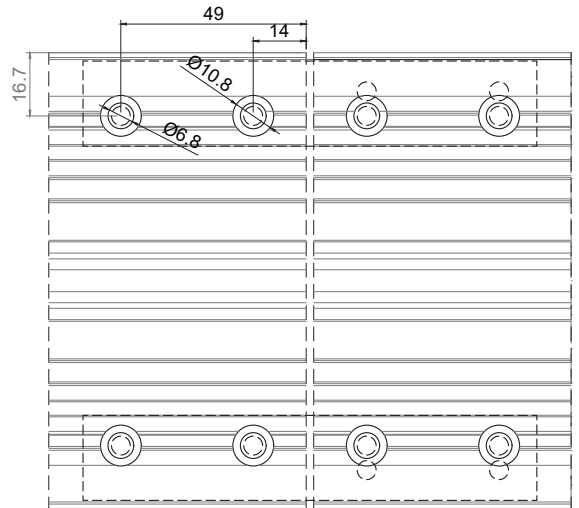
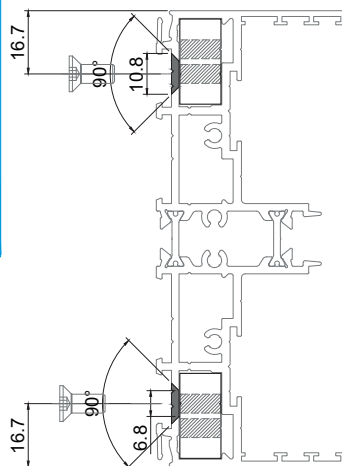


Maquinação opcional
Optional Machining
Usinage optionnelle

OPÇÃO FIXAÇÃO POR BAIXO DO PERFIL
BOTTOM PROFILE FIXING OPTION | OPTION DE FIXATION SOUS LE PROFILÉ



212953 CONJ. UNIÃO RETA OS

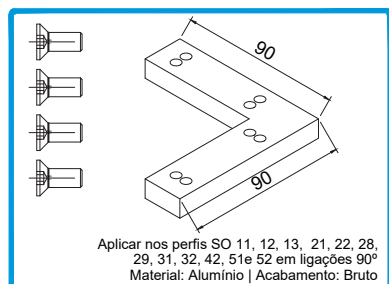


UNIÃO DO ARO 2 RAIL A 90°

90° 2 RAIL FRAME UNION | UNION DE CADRE 2 RAIL À 90°

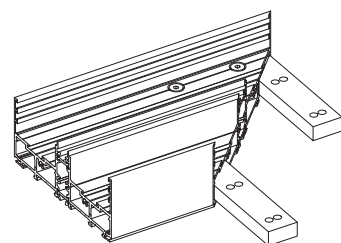
OPÇÃO FIXAÇÃO POR CIMA DO PERFIL

UPPER PROFILE FIXING OPTION | OPTION DE FIXATION SUR LE PROFILÉ

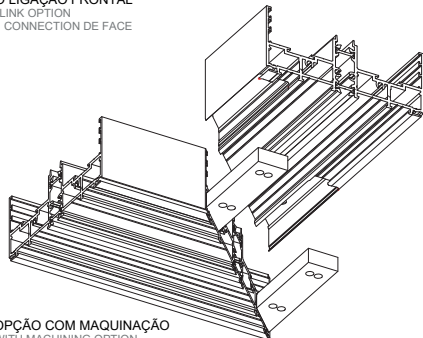


212954

CONJ. UNIÃO CANTO 90° OS



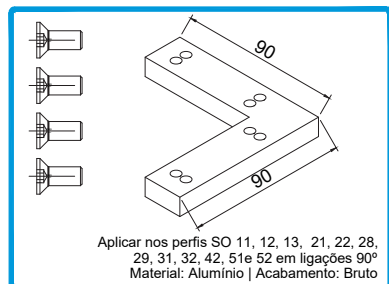
OPÇÃO LIGAÇÃO FRONTAL
FRONT LINK OPTION
OPTION CONNECTION DE FACE



OPÇÃO COM MAQUINAÇÃO
WITH MACHINING OPTION
OPTION AVEC USINAGE

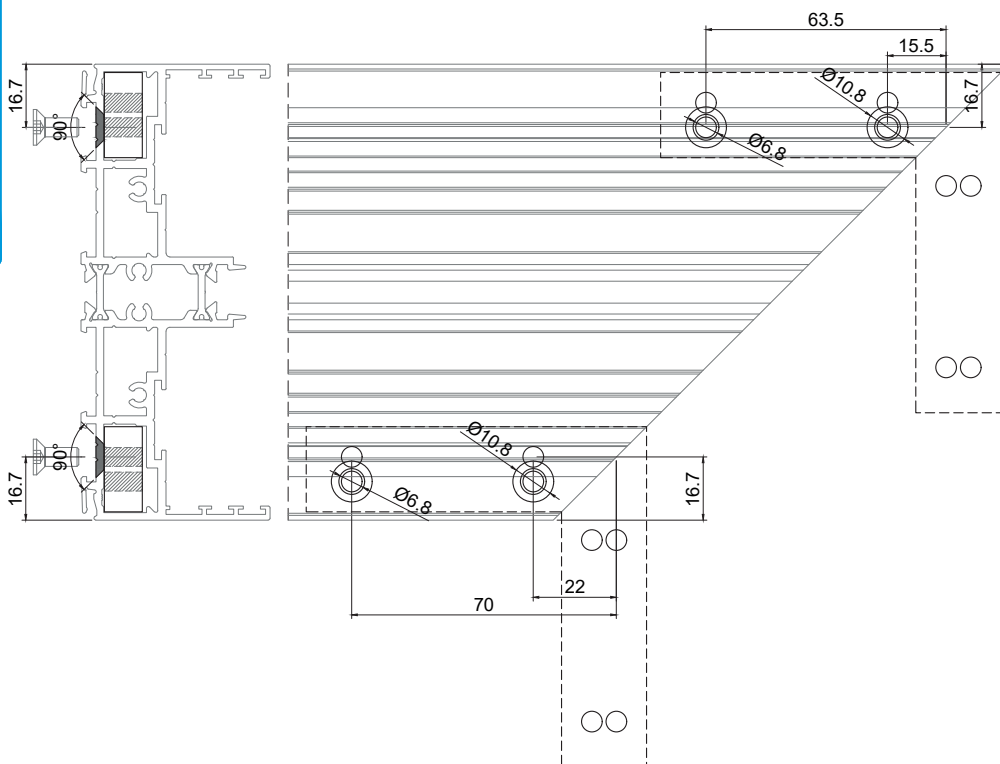
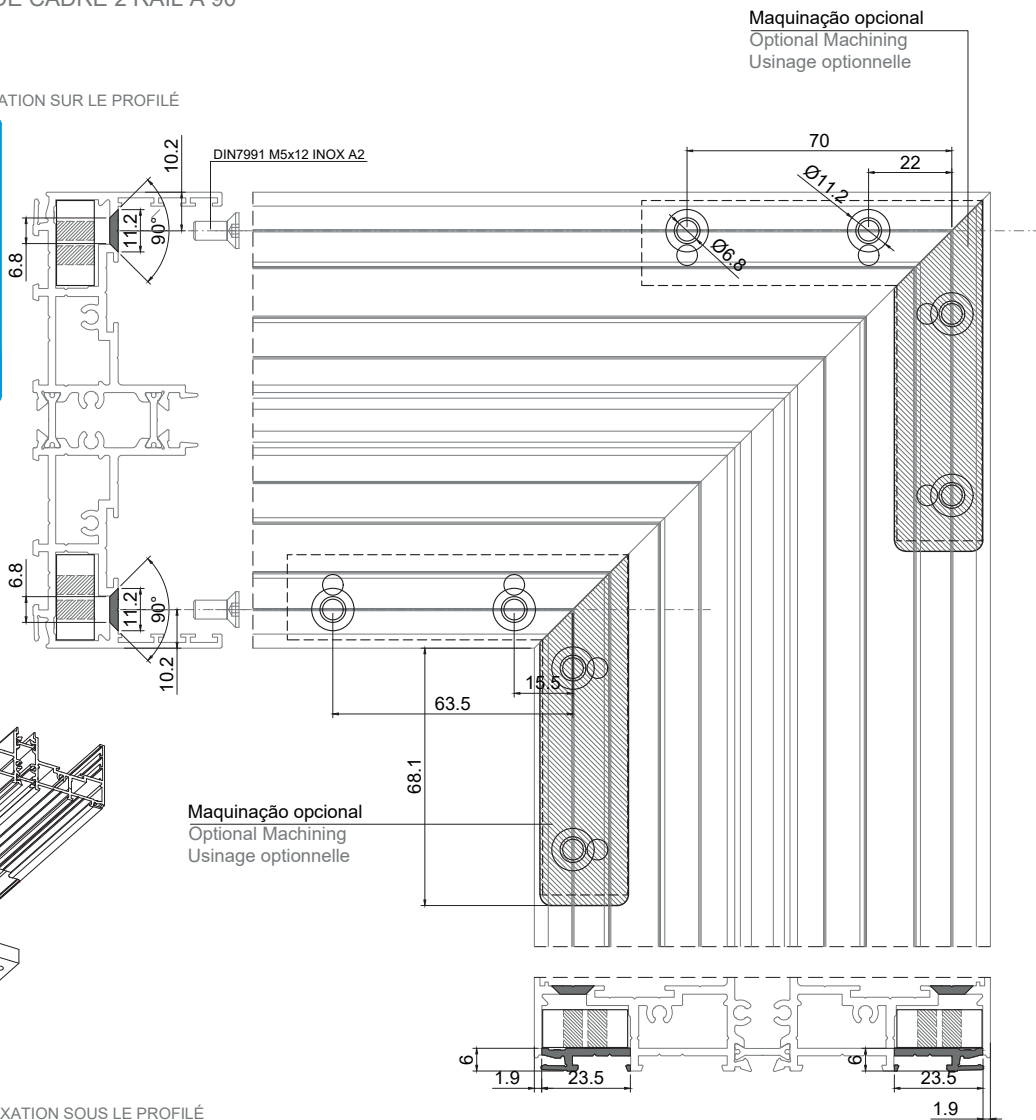
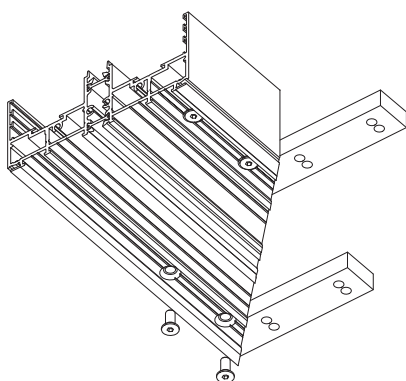
OPÇÃO FIXAÇÃO POR BAIXO DO PERFIL

BOTTOM PROFILE FIXING OPTION | OPTION DE FIXATION SOUS LE PROFILÉ



212954

CONJ. UNIÃO CANTO 90° OS

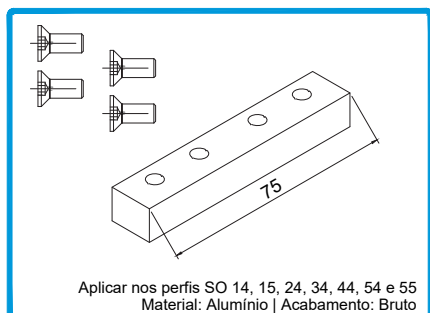


UNIÃO DO ARO 1 RAIL - SOLEIRA OCULTA

1 RAIL FRAME UNION - CONCEALED SILL | UNION DE CADRE 1 RAIL - SEUIL CACHÉE

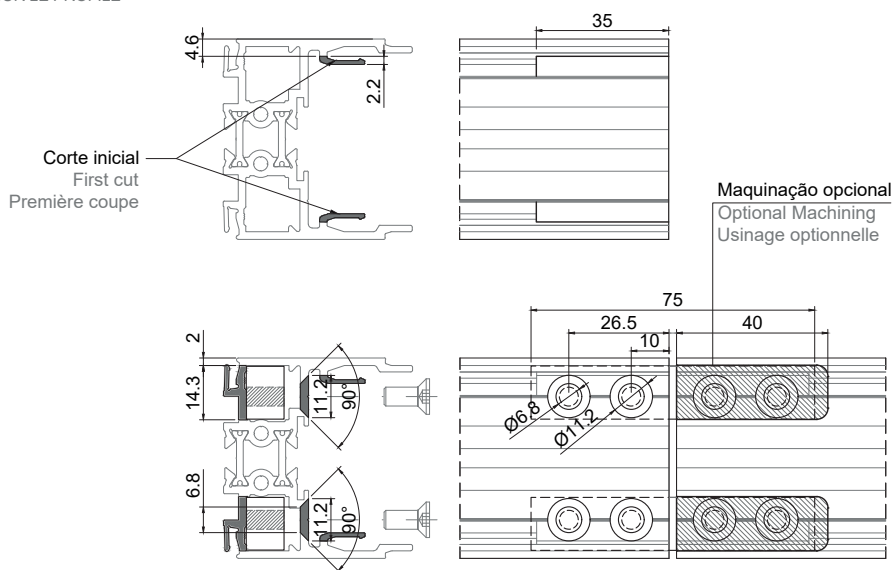
OPÇÃO FIXAÇÃO POR CIMA DO PERFIL

UPPER PROFILE FIXING OPTION | OPTION DE FIXATION SUR LE PROFILÉ



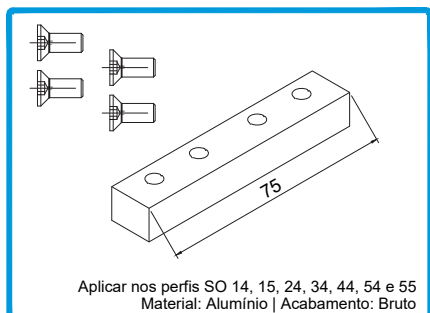
212956

CONJ. UNIÃO RETA 1-RAIL OS



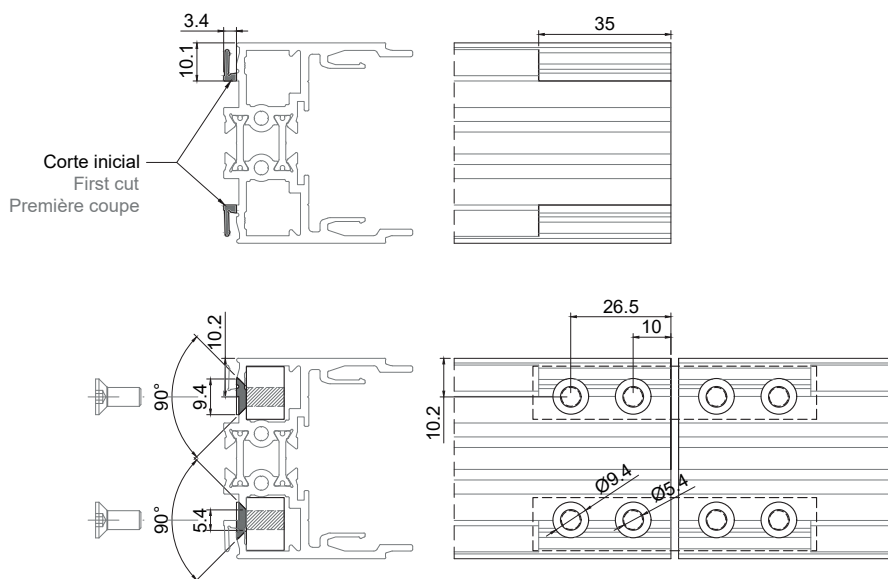
OPÇÃO FIXAÇÃO POR BAIXO DO PERFIL

BOTTOM PROFILE FIXING OPTION | OPTION DE FIXATION SOUS LE PROFILÉ



212956

CONJ. UNIÃO RETA 1-RAIL OS

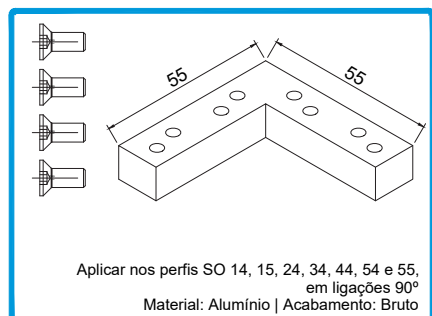


UNIÃO DO ARO 1 RAIL A 90° - SOLEIRA OCULTA

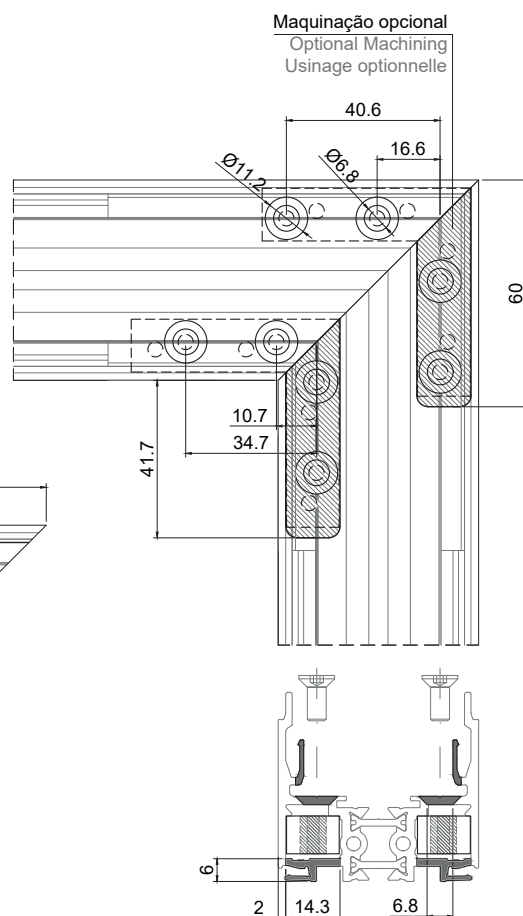
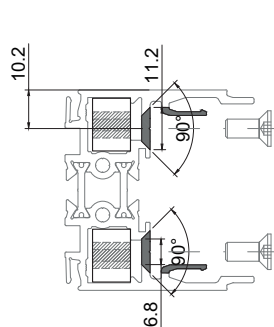
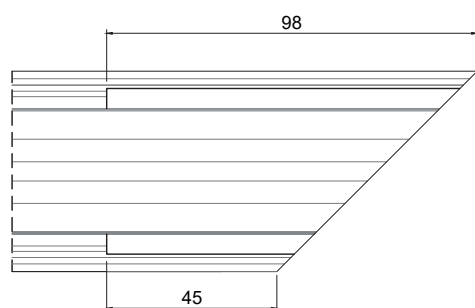
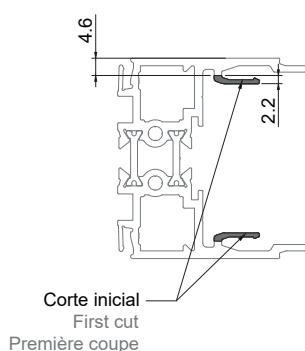
90° 1 RAIL FRAME UNION - CONCEALED SILL | UNION DE CADRE 1 RAIL À 90° - SEUIL CACHÉE

OPÇÃO FIXAÇÃO POR CIMA DO PERFIL

UPPER PROFILE FIXING OPTION | OPTION DE FIXATION SUR LE PROFILÉ

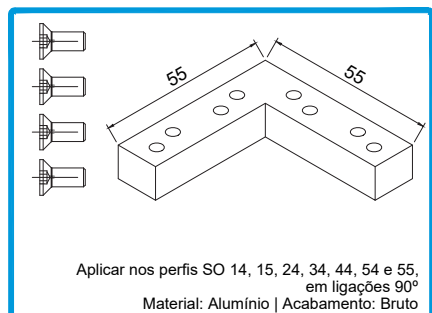


212957 CONJ. UNIÃO CANTO 90° 1-RAIL OS



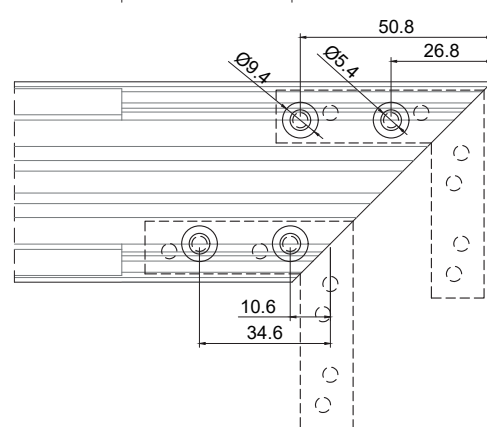
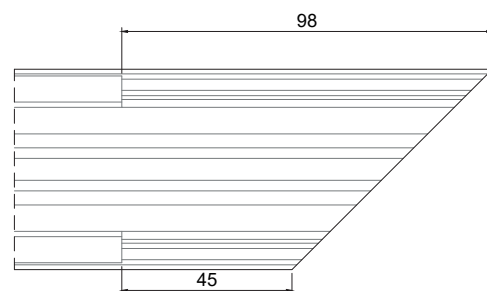
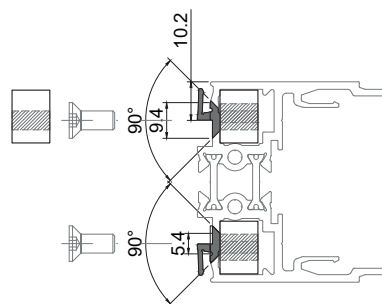
OPÇÃO FIXAÇÃO POR BAIXO DO PERFIL

BOTTOM PROFILE FIXING OPTION | OPTION DE FIXATION SOUS LE PROFILÉ



212957 CONJ. UNIÃO CANTO 90° 1-RAIL OS

Corte inicial
First cut
Première coupe

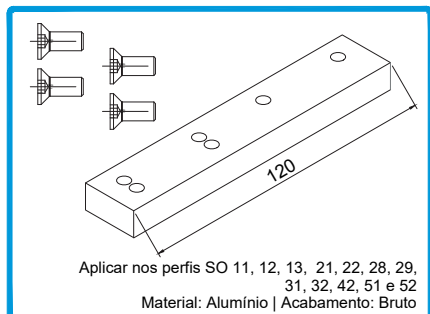


UNIÃO DO ARO 2 RAIL - SOLEIRA OCULTA

2 RAIL FRAME UNION - CONCEALED SILL | UNION DE CADRE 2 RAIL - SEUIL CACHÉE

OPÇÃO FIXAÇÃO POR CIMA DO PERFIL

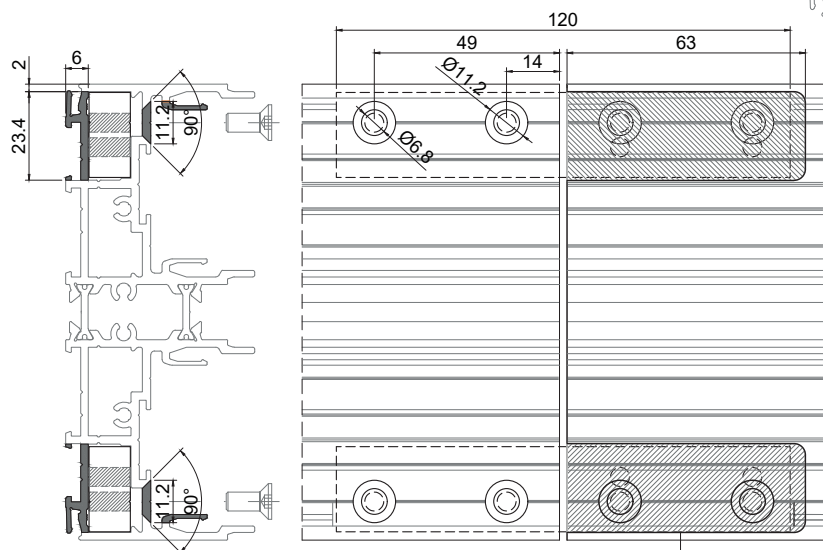
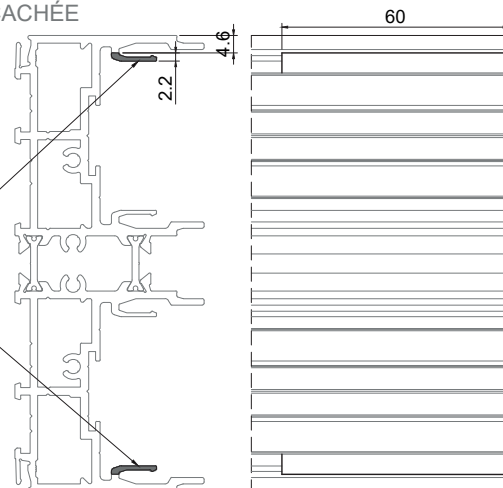
UPPER PROFILE FIXING OPTION | OPTION DE FIXATION SUR LE PROFILÉ



212953

CONJ. UNIÃO RETA OS

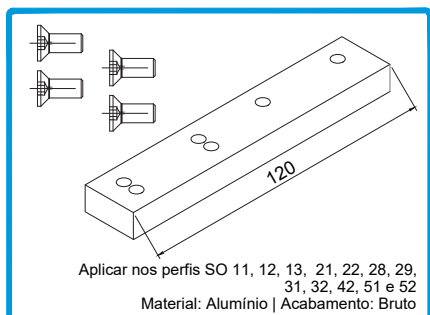
Corte inicial
First cut
Première coupe



Maquinação opcional
Optional Machining
Usinage optionnelle

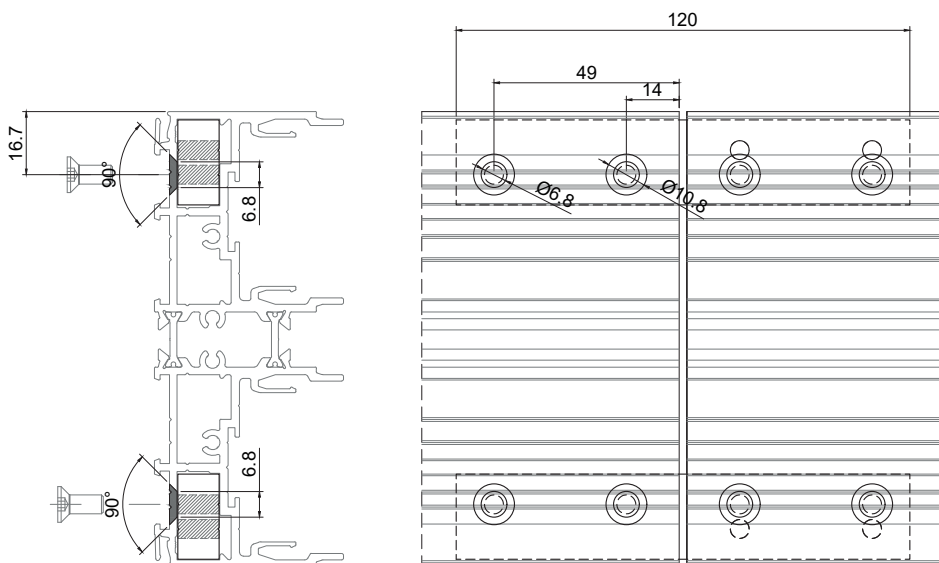
OPÇÃO FIXAÇÃO POR BAIXO DO PERFIL

BOTTOM PROFILE FIXING OPTION | OPTION DE FIXATION SOUS LE PROFILÉ



212953

CONJ. UNIÃO RETA OS

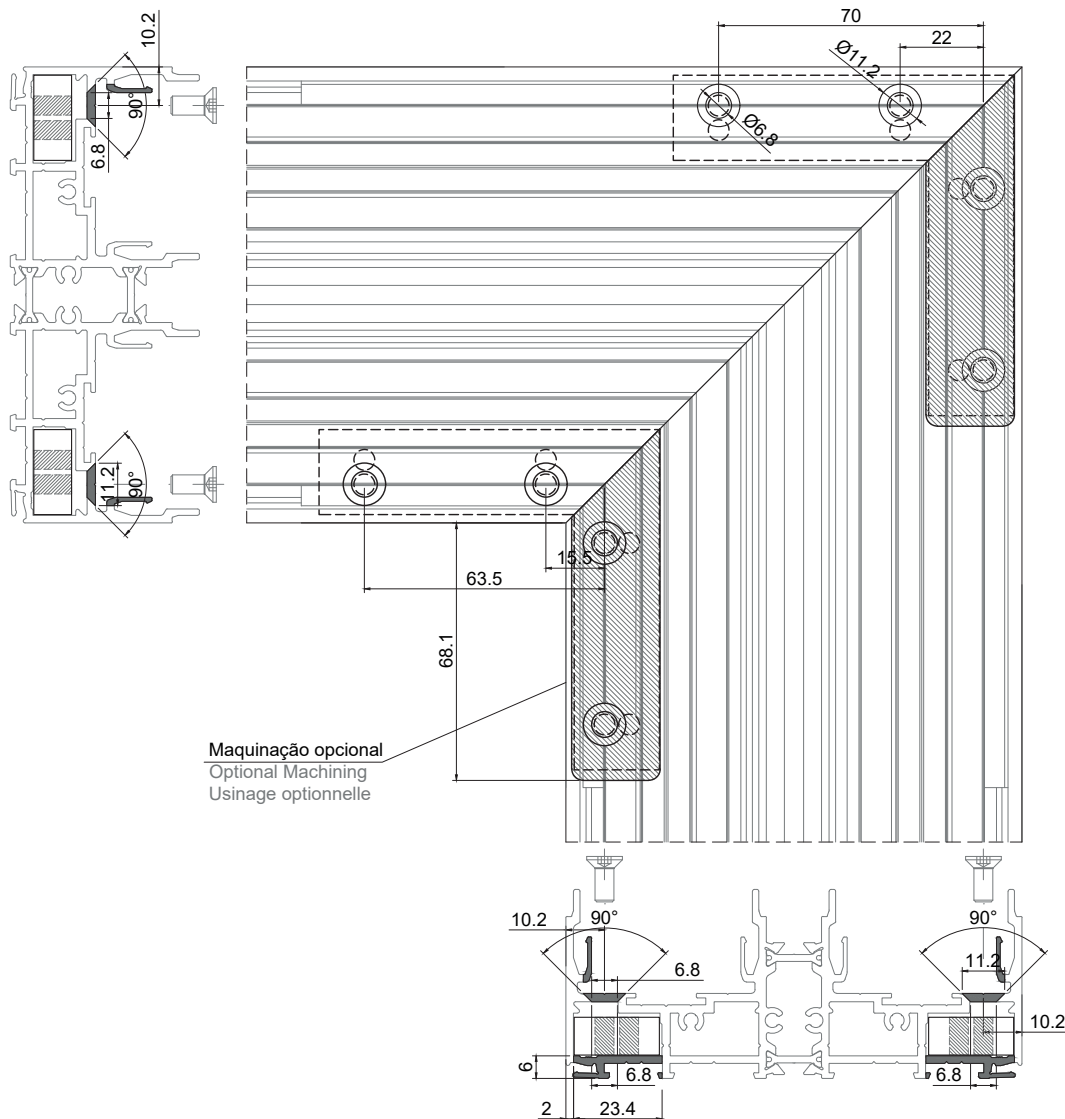
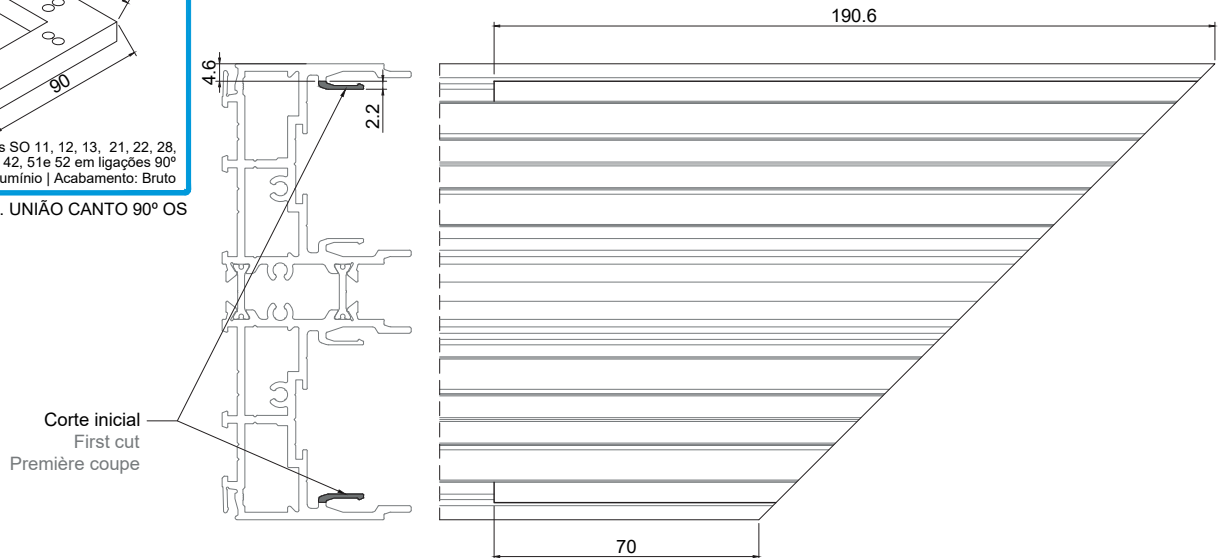
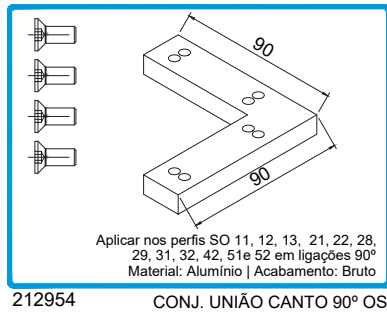


UNIÃO DO ARO 2 RAIL A 90° - SOLEIRA OCULTA

90° 2 RAIL FRAME UNION - CONCEALED SILL | UNION DE CADRE 2 RAIL À 90° - SEUIL CACHÉE

OPÇÃO FIXAÇÃO POR CIMA DO PERFIL

UPPER PROFILE FIXING OPTION | OPTION DE FIXATION SUR LE PROFILÉ

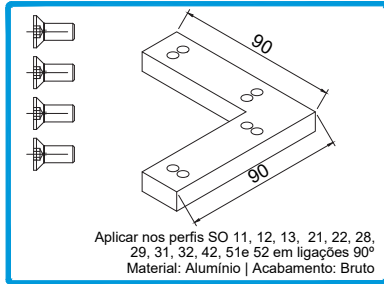


UNIÃO DO ARO 2 RAIL A 90° - SOLEIRA OCULTA

90° 2 RAIL FRAME UNION - CONCEALED SILL | UNION DE CADRE 2 RAIL À 90° - SEUIL CACHÉE

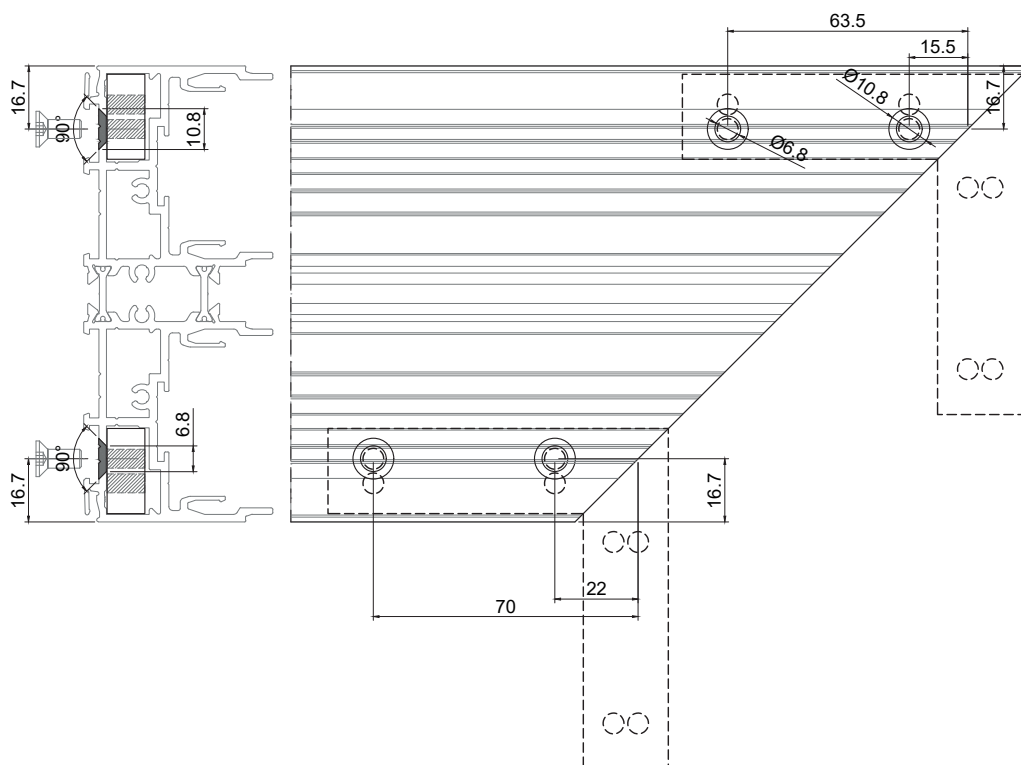
OPÇÃO FIXAÇÃO POR BAIXO DO PERFIL

BOTTOM PROFILE FIXING OPTION | OPTION DE FIXATION SOUS LE PROFILÉ



212954

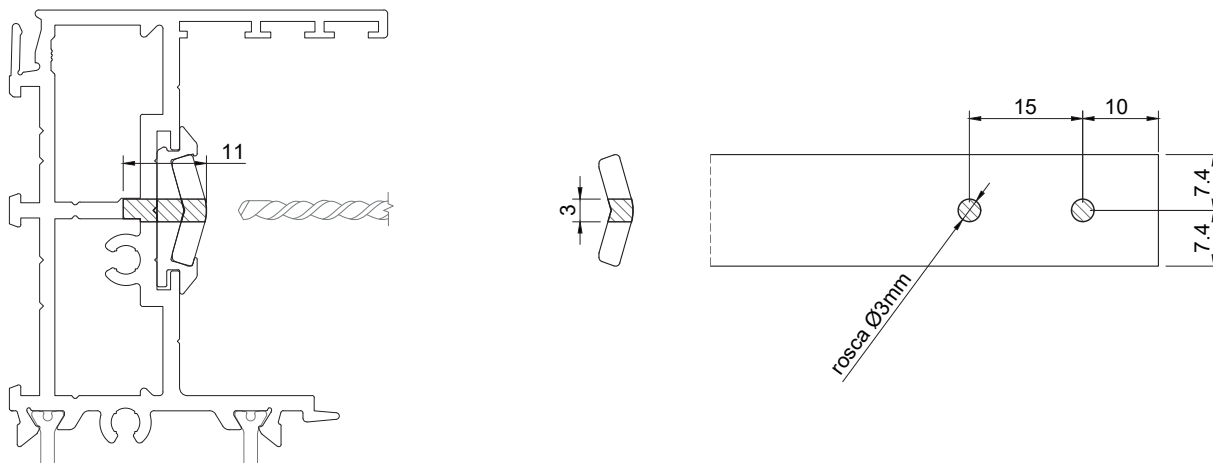
CONJ. UNIÃO CANTO 90° OS



MAQUINAÇÕES PARA EMENDA DA GUIA INOX
STAINLESS STEEL GUIDE EXPANSION AND MEND DETAIL
USINAGES POUR AMENDMENT DE LA GUIDE D'ACIER INOXYDABLE

PASSO | STEP | ÉTAPE 1:

Com a guia aplicada no vedante e na soleira, furar conforme esquema e abrir rosca M3 no alumínio.
With the guide applied in the seal and the sill, drill as per the scheme and thread in the alumum.
Avec le guide appliqué sur le joint et le seuil, percez selon le schéma et filetage en aluminium.



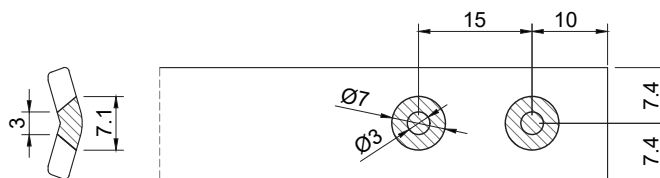
PASSO | STEP | ÉTAPE 2:

Retirar a guia do vedante e escarear os furos conforme esquema.
Remove the guide from the joint and countersink the holes according to the scheme.
Retirez le guide de joint et fraiser les trous selon le schéma.

Desta forma conseguimos garantir que os parafusos ficam embutidos na guia e não comprometem o deslizamento dos carrinhos.

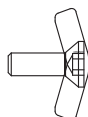
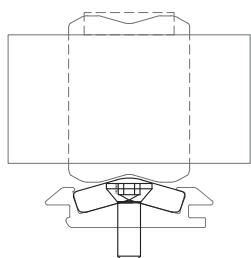
This way we can ensure that the screws are embedded in the guide and do not compromise the sliding of the roller bearings.

De cette façon, nous pouvons nous assurer que les vis sont encastrées dans le guide et ne compromettent pas le glissement des rouleaux.

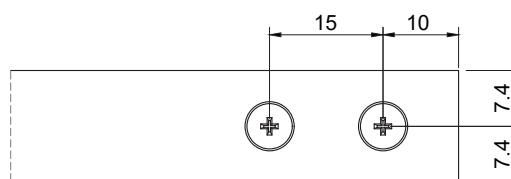


PASSO | STEP | ÉTAPE 3:

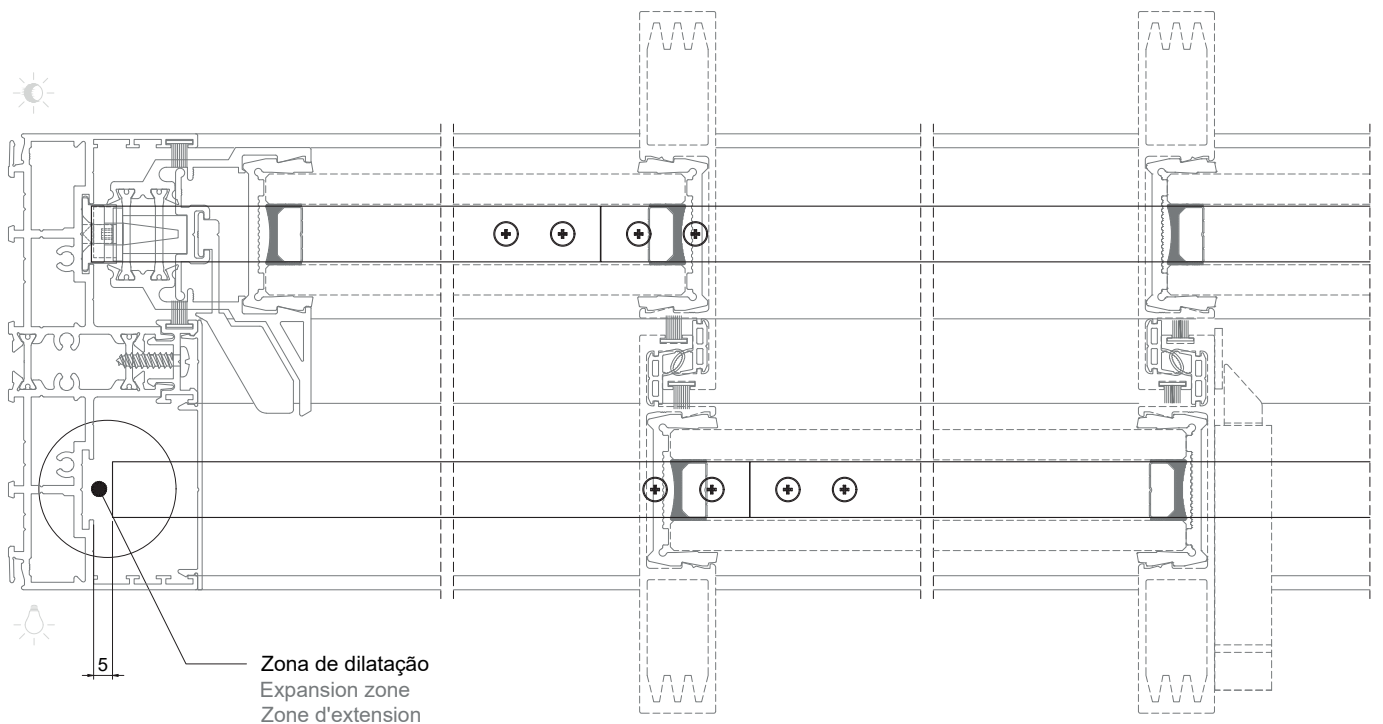
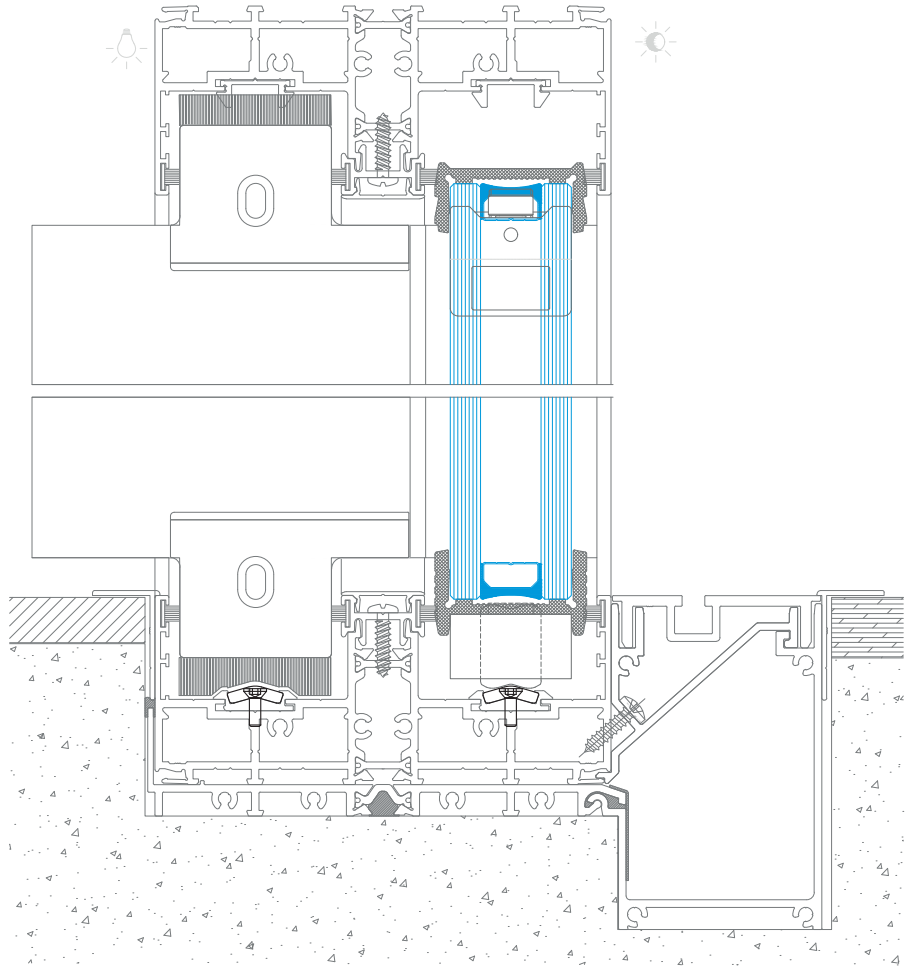

Com a guia novamente no vedante e na soleira, aplicar os parafusos.
With the guide back on the seal and the threshold, apply the screws.
Avec le guide en arrière sur le joint et le seuil, appliquez les vis.



Para fixação dos Topos
290016 PARAFUSO FIXAÇÃO DE TOPOS

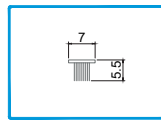


PORMENOR DE DILATAÇÃO E EMENDA DA GUIA INOX
STAINLESS STEEL GUIDE EXPANSION AND MEND DETAIL
DÉTAIL DE DILATATION ET AMENDMENT DE LA GUIDE D'ACIER INOXYDABLE



NOTA: Solução a considerar quando a dimensão do vão é superior ao comprimento do perfil guia.
NOTE: Solution to consider when the frame dimension is greater than the guide profile length.
NOTE: Solution à considérer lorsque la dimension de travée est supérieure à la longueur du profilé de la guide.

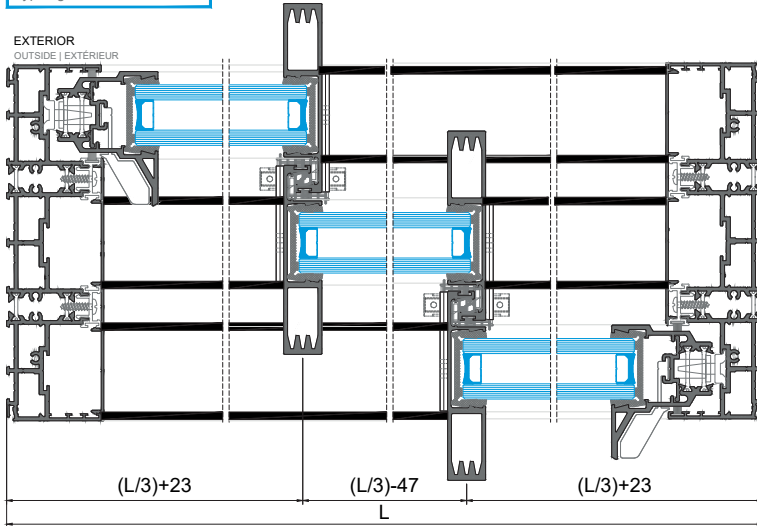
POSICIONAMENTO DOS CORTA-VENTO
CENTRAL GASKET POSITIONING
POSITIONNEMENT DES BROSSE D'ÉTANCHÉITÉ



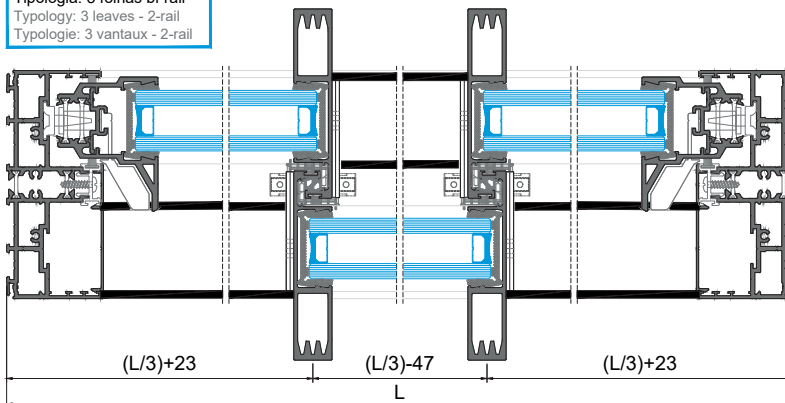
208450
PELÚCIA 7x5.5 Cinza
PILE SEAL
JOINT BROSSE

ZONA SEM PELÚCIA
AREA WITHOUT PILE SEAL
ZONE SANS JOINT BROSSE

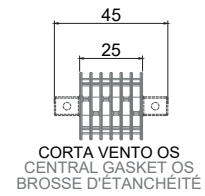
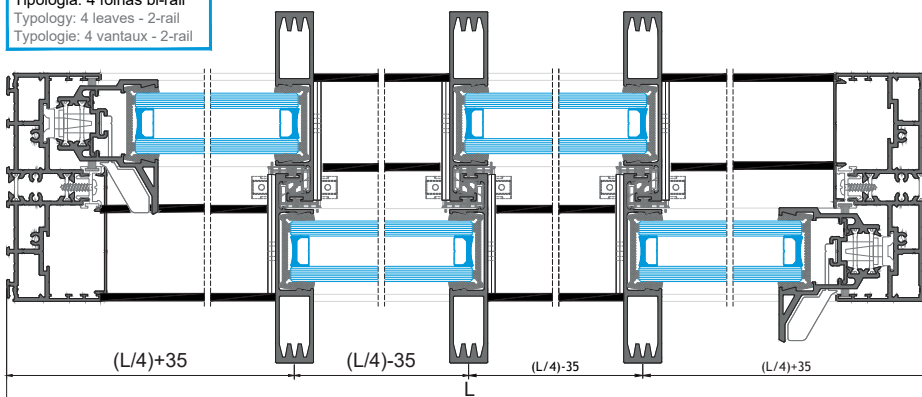
Tipologia: 3 folhas tri-rail
Typology: 3 leaves - 3-rail
Typologie: 3 vantaux - 3-rail



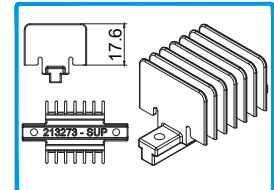
Tipologia: 3 folhas bi-rail
Typology: 3 leaves - 2-rail
Typologie: 3 vantaux - 2-rail



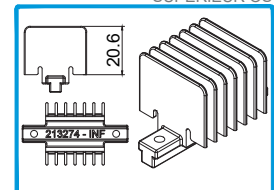
Tipologia: 4 folhas bi-rail
Typology: 4 leaves - 2-rail
Typologie: 4 vantaux - 2-rail



CORTA VENTO OS
CENTRAL GASKET OS
BROSSE D'ÉTANCHÉITÉ

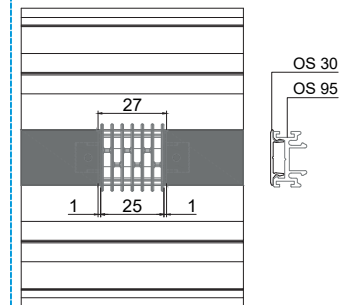


213273 CORTA VENTO SUP. OS
UPPER CENT. GASKET OS
BROSSE D'ÉTANCHÉITÉ
SUPÉRIEUR OS



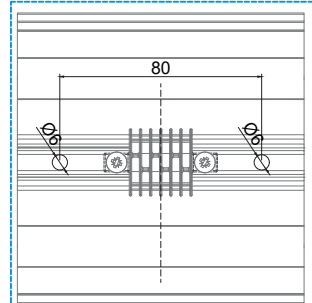
213274 CORTA VENTO INF. OS
LOWER CENT. GASKET OS
BROSSE D'ÉTANCHÉITÉ
INFÉRIEUR OS

PORMENOR DE APLICAÇÃO
APPLICATION DETAIL
DÉTAIL D'APPLICATION



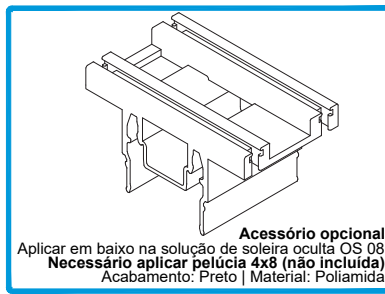
Interromper os perfis OS 30 e OS 95 em 27mm
Interrupt the OS 30 and OS 95 profiles in 27mm
Arrêter des profilés OS 30 et OS 95 en 27mm

DRENAGEM DO CORTA-VENTO
CUT WIND DRAINAGE
DRAINAGE DU BROSSE D'ÉTANCHÉITÉ



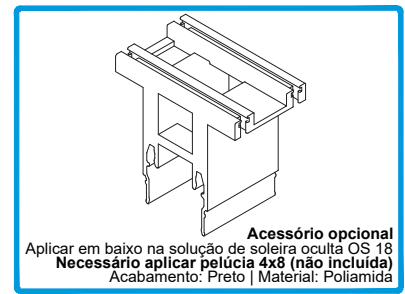
Execução de 2 furos no aro fixo com 6mm, distanciados de 40mm do centro do corta vento, para cada um dos lados
Execution of 2 holes with 6mm in the fixed frame, 40mm apart from the center of the cut wind, for each side
Exécution de deux trous dans le châssis fixe avec 6 mm, 40 mm en dehors du centre du brosse d'étanchéité, pour chaque côté

POSICIONAMENTO DOS CORTA-VENTO INFERIORES PARA SOLEIRA OCULTA
INFERIOR CENTRAL GASKET POSITIONING FOR CONCEALED SILL
POSITIONNEMENT DES BROSSE D'ÉTANCHÉITÉ INFÉRIURES POUR SEUIL CACHÉE



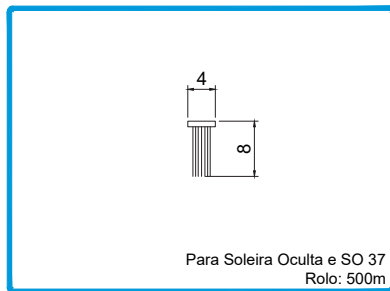
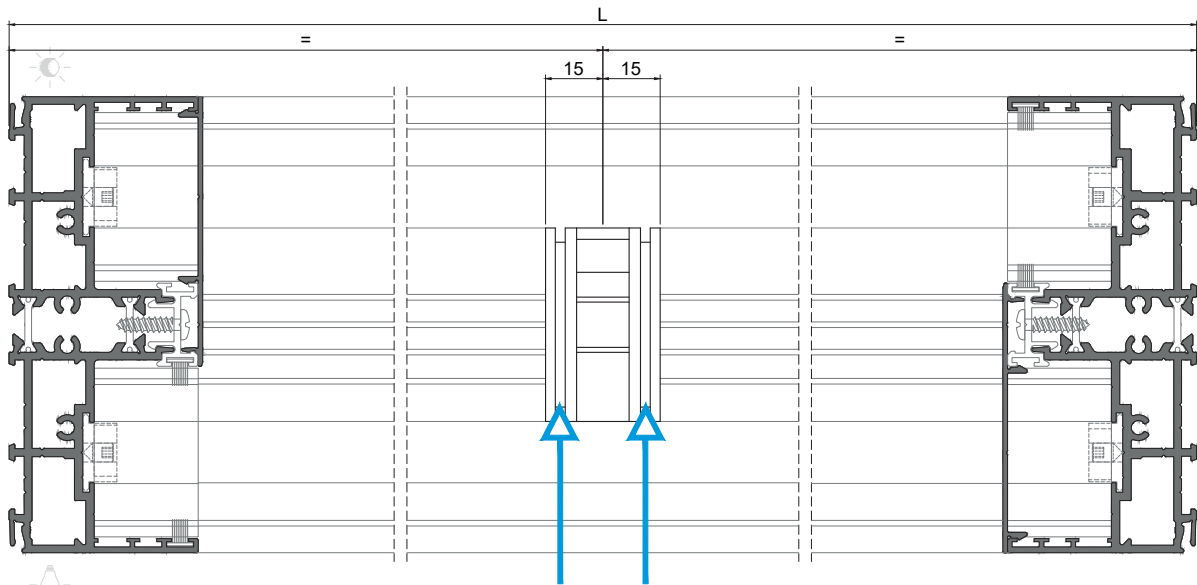
213281

CORTA VENTO SOL.
OCULTA OS 08



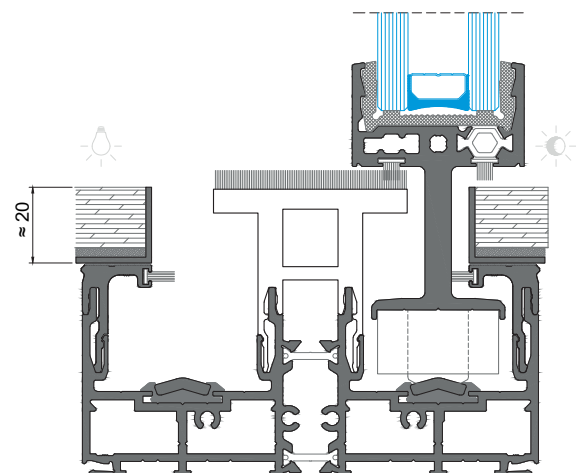
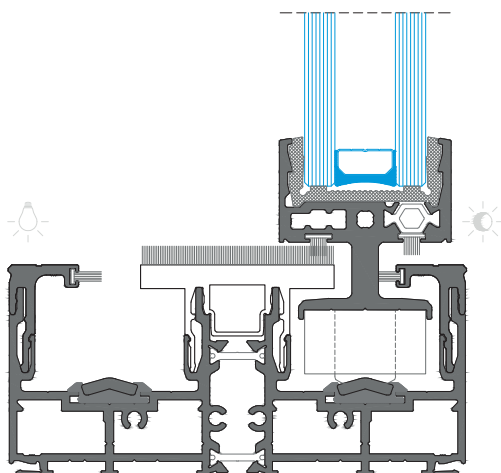

213275

CORTA VENTO SOL.
OCULTA OS 18

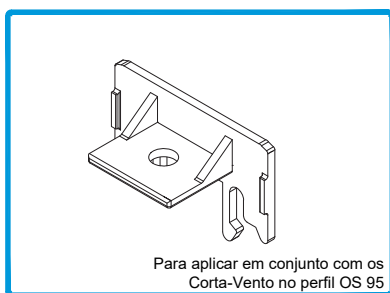


208468
208469

PELÚCIA SRF 4X8 2P1M Cinza
PELÚCIA SRF 4X8 2P1M Preta

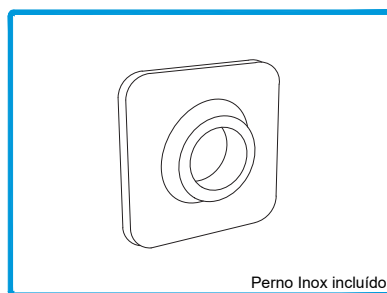


POSICIONAMENTO DAS CHAPAS E DOS TOPOS BLOQUEIO PELÚCIA
PILE SEAL LOCK PLATES AND END-CAPS POSITIONING
POSITIONNEMENT DES PLAQUES ET DES EMBOUT DE VERROUILLAGE DE JOINT BROSSE



Para aplicar em conjunto com os
Corta-Vento no perfil OS 95

210510 TOPO BLOQUEIO PELÚCIA CV
PILE SEAL LOCK END-CAP CV
EMBOUT DE VERROUILLAGE DE JOINT
BROSSE CV

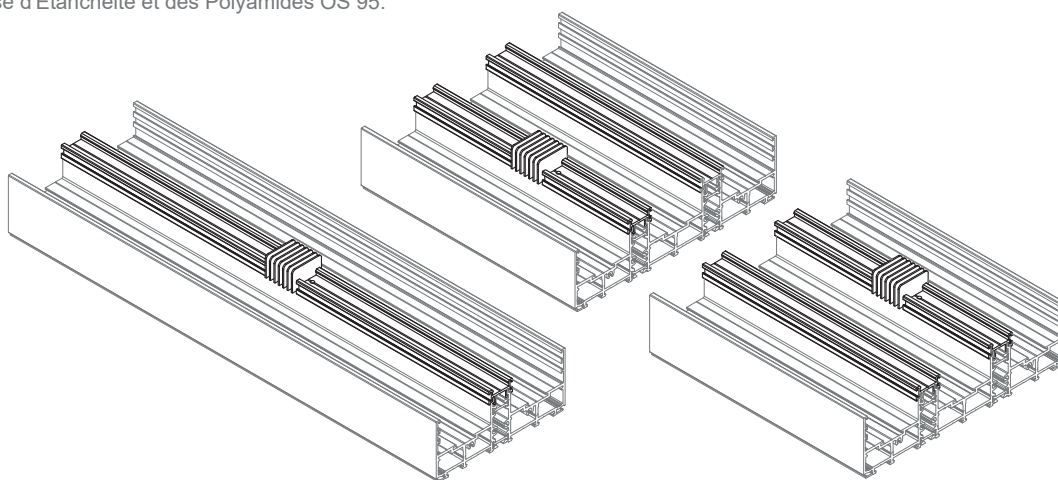


Perno Inox incluído

215194 CHAPA BLOQUEIO PELÚCIA
PILE SEAL LOCK PLATE
PLAQUE DE VERROUILLAGE DE JOINT
BROSSE

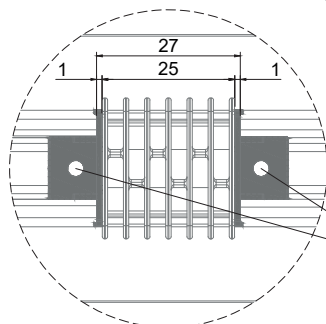
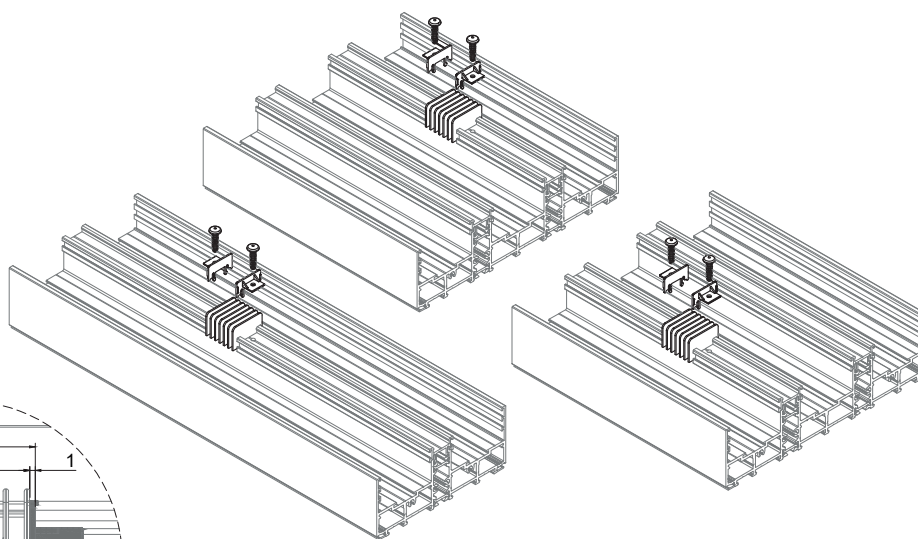
PASSO | STEP | ÉTAPE 1:

Colocar os Corta-vento e as Poliamidas OS 95.
Place the Cut-wind and the OS 95 Polyamides.
Installer les Brosse d'Étanchéité et des Polyamides OS 95.



PASSO | STEP | ÉTAPE 2:

Aplicar um Topo Bloqueio Pelúcia CV de cada lado do Corta-Vento e fixar com paraf. CQ DIN7981 2,9x22 ou silicone.
Apply one PILE SEAL Lock End-cap CV on each side of the Cut-wind and fix with screw CQ DIN7981 2,9x22 or silicone.
Appliquez un Embout de Verrouillage de Joint Brosse CV de chaque côté du et fixe avec vis CQ DIN7981 2,9x22 ou du silicone.



PARAFUSO CQ DIN7981 2.9x22 OU SILICONE
SCREW CQ DIN7981 2.9x22 OR SILICONE
VIS CQ DIN7981 2.9x22 OU SILICONE

POSICIONAMENTO DAS CHAPAS E DOS TOPOS BLOQUEIO PELÚCIA

PILE SEAL LOCK PLATES AND END-CAPS POSITIONING

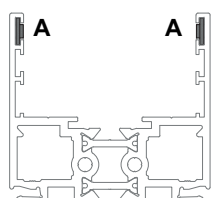
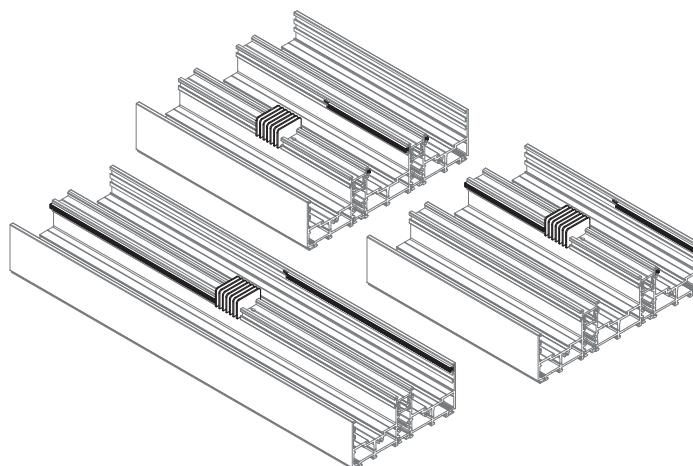
POSITIONNEMENT DES PLAQUES ET DES EMBOUT DE VERROUILLAGE DE JOINT BROSSÉ

PASSO | STEP | ÉTAPE 3:


Introduzir uma Chapa Bloqueio Pelúcia (A) em cada canal de pelúcia do perfil. Colocar de seguida a pelúcia até alcançar o fim da zona onde estarão as folhas móveis na posição fechada (aproximadamente na linha do corta-vento). Fixar a chapa de bloqueio através do perno.

Insert a PILE SEAL Lock Plate (A) in each PILE SEAL channel of the profile. Then place the PILE SEAL until it reaches the end of the area where the movable leaves will be in the closed position (approximately on the cut-wind line). Secure the locking plate with the pin.

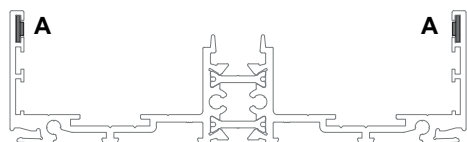
Insérez une Plaque de Verrouillage de Joint Brosse (A) dans chaque canal de joint brosse du profilé. Placez ensuite la joint jusqu'à ce qu'elle atteigne l'extrémité de la zone où les vantaux mobiles seront en position fermée (approximativement sur la ligne de brosse d'étanchéité). Bloquez la plaque de verrouillage avec la goupille.



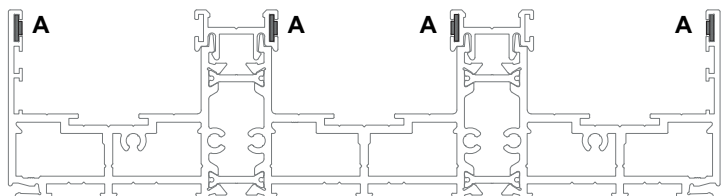
SO 14



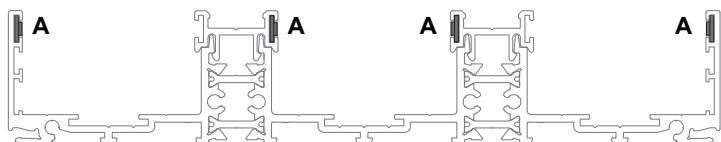
SO 11



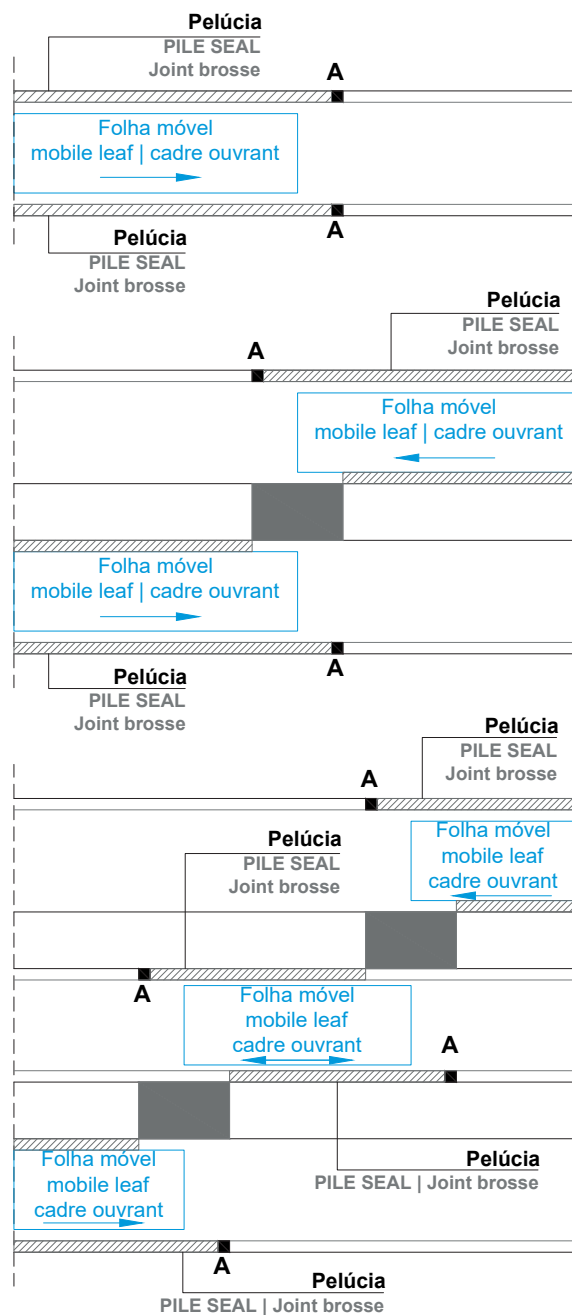
SO 05



SO 12

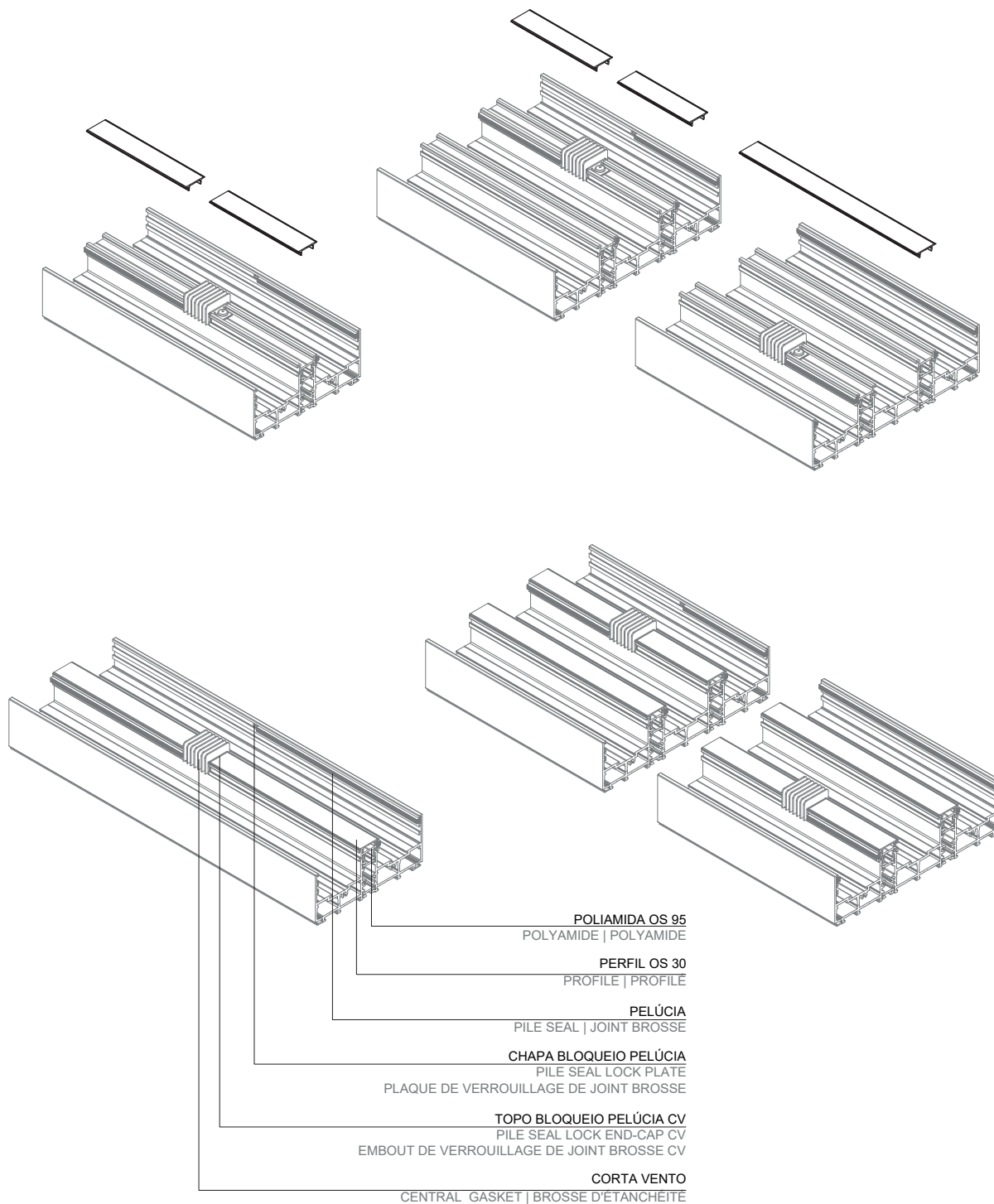


SO 06

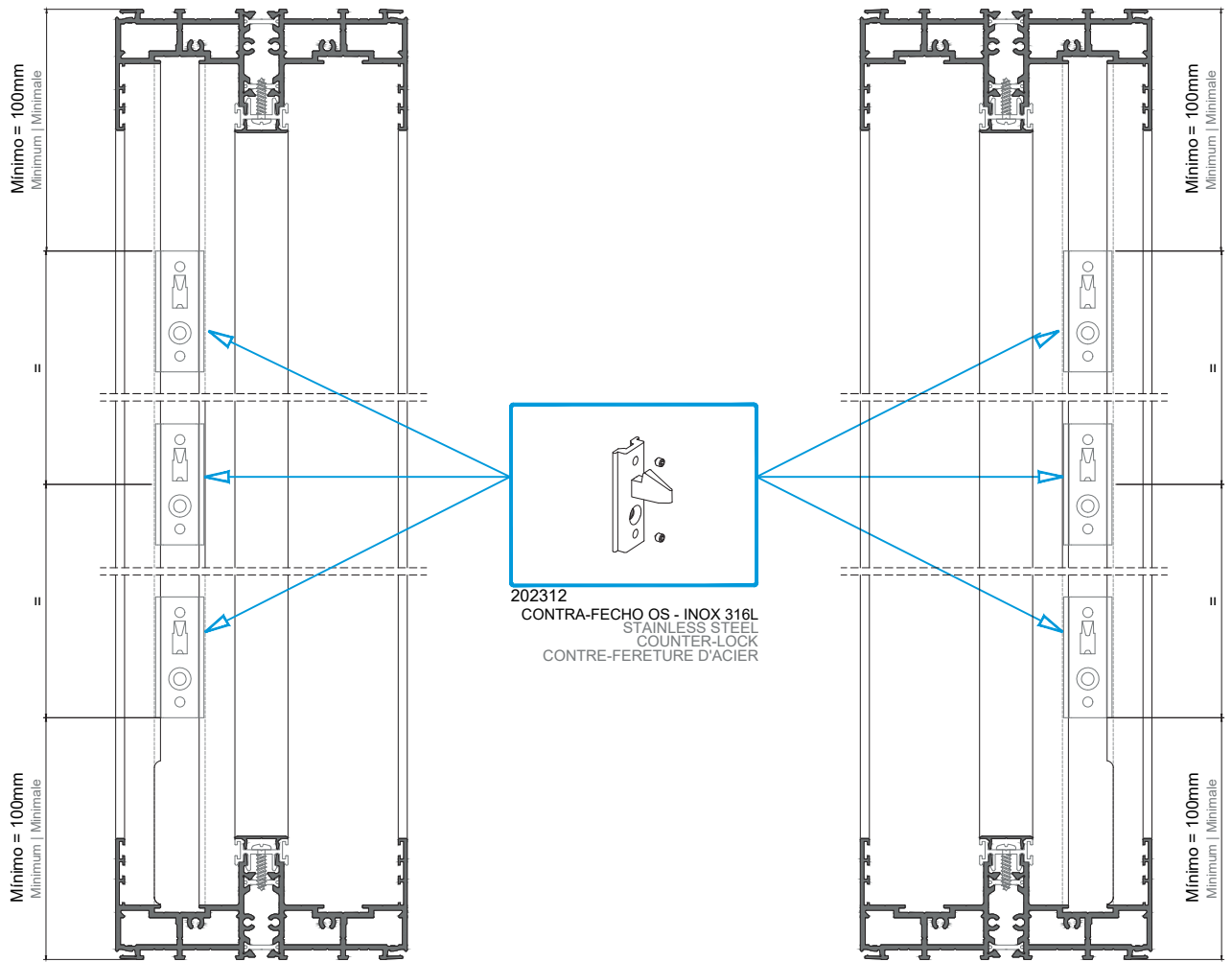


POSICIONAMENTO DAS CHAPAS E DOS TOPOS BLOQUEIO PELÚCIA
PILE SEAL LOCK PLATES AND END-CAPS POSITIONING
POSITIONNEMENT DES PLAQUES ET DES EMBOUT DE VERROUILLAGE DE JOINT BROSSE

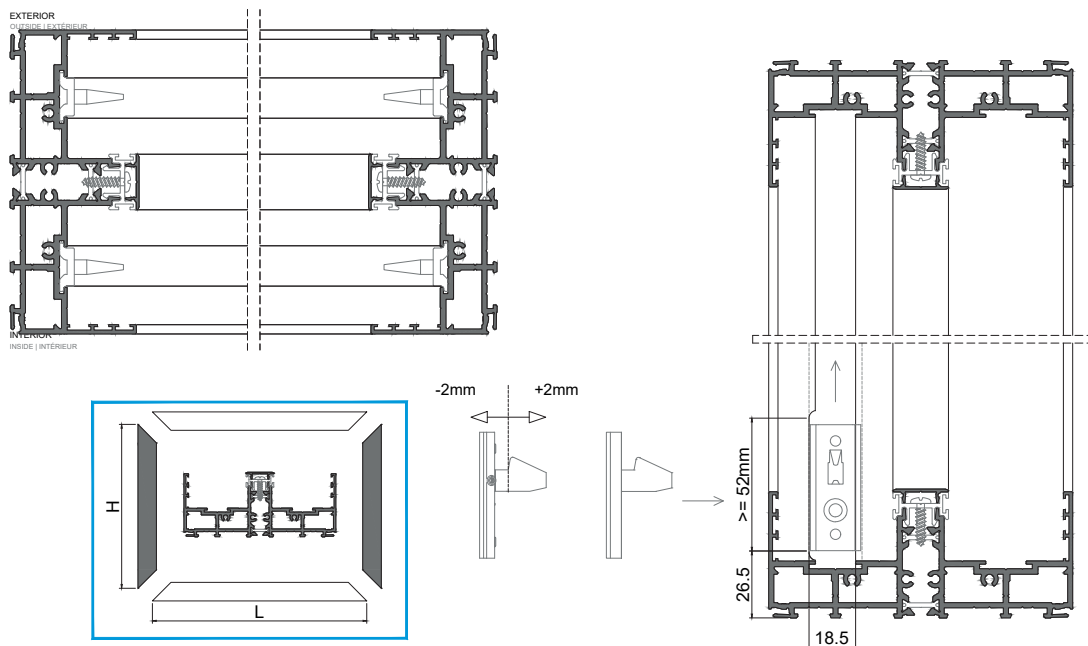
PASSO 4: Depois de fixar os Topos de Bloqueio de Pelúcia CV, podem aplicar-se normalmente as tampas OS 30.
STEP 4: After fixing the PILE SEAL Lock End-caps CV, the OS 30 covers can be applied normally.
ÉTAPE 4 : Après avoir fixé l'embouts de Joint Brosse CV, les profilés OS 30 peuvent être appliqués normalement.



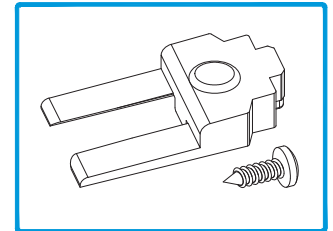
POSICIONAMENTO DOS CONTRA-FECHOS
COUNTER-LOCKINGS POSITIONING
POSITIONNEMENT DES CONTRE-FERMETURES



FRESAGEM PARA INSERÇÃO DOS CONTRA-FECHOS OS
MILLING FOR INSERTION OF COUNTER-LOCKINGS OS
FRAISAGE POUR L'INSERTION DES CONTRE-FERMETURES OS



APLICAÇÃO DA PEÇA ANTI-LEVANTAMENTO OS
OS ANTI-LIFT ACCESSORY ASSEMBLY
ASSEMBLAGE DE L'ACCESSOIRE DE ANTI-LEVAGE



215078 PEÇA ANTI-LEVANTAMENTO OS

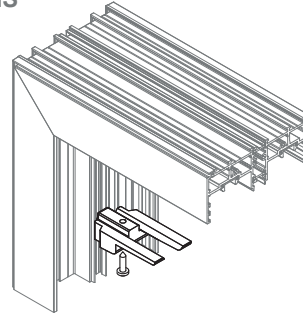
1. EXTREMIDADE SUPERIOR DO CAIXILHO
FRAME'S UPPER EDGE | EXTRÉMITÉ SUPÉRIEUR DU CHÂSSIS

PASSO 1 | STEP 1 | ÉTAPE 1

Posicionar a peça anti-levantamento OS no canto superior do caixilho, centrada com a guia superior OS 35 e usá-la para determinar o ponto onde se deve abrir rosca no esquadro (utilizar uma broca de 3mm).

Position the OS anti-lift part in the upper corner of the frame, centered with the OS 35 top guide and use it to determine the point where the blocking bracket should be threaded (use a 3mm drill).

Placez la pièce anti-soulèvement OS dans l'angle supérieur du cadre, centrée avec la guide supérieur OS 35 et utilisez-la pour déterminer le place où fileter l'équerre (utilisez un foret de 3 mm).

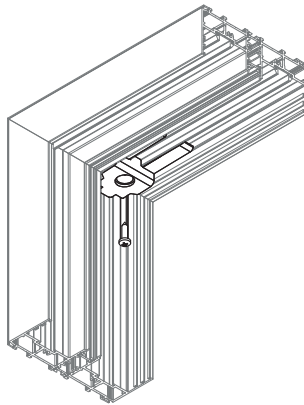


PASSO 2 | STEP 2 | ÉTAPE 2

Aparafusar a peça diretamente ao caixilho (ter em atenção que o parafuso irá roscar no esquadro).

Screw the part directly into the frame (note that the screw will thread into the blocking bracket).

Vissez la pièce directement dans le cadre (notez que la Vis va se Visser dans l'équerre).

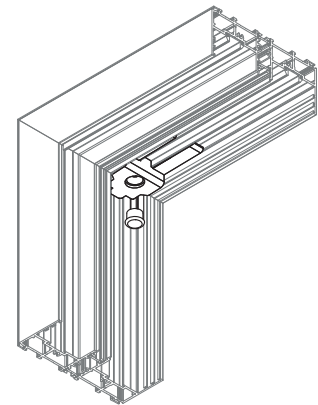


PASSO 3 | STEP 3 | ÉTAPE 3

Colocar o tapa-furos para ocultar o parafuso.

Insert the hole-cover to hide the screw.

Insérez le couvercle du trou pour cacher le Vis.



PASSO 4 | STEP 4 | ÉTAPE 4

Repetir os passos anteriores na outra extremidade superior do caixilho.

Repeat the previous steps on the other upper edge of the frame.

Répétez les étapes précédentes à l'autre extrémité supérieure du cadre.

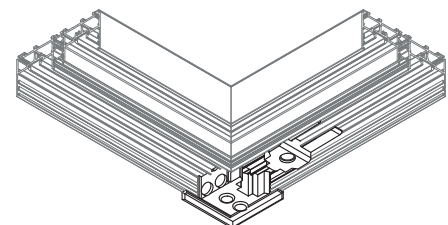
2. ZONA DE CANTO
FRAME'S CORNER | ANGLE DU CHÂSSIS

PASSO 1 | STEP 1 | ÉTAPE 1

Depois de aplicar o topo superior do perfil OS de canto, posicionar a peça anti-levantamento OS no lado da folha móvel, centrada com a guia superior OS 35.

After applying the top end-cap of the OS corner profile, position the OS anti-lift part on the movable leaf side, centered with the OS 35 top guide.

Après avoir appliqué l'embout supérieure du profilé OS d'angle, positionnez la pièce anti-soulèvement sur le côté dormant, centrée avec le guide supérieur OS 35.

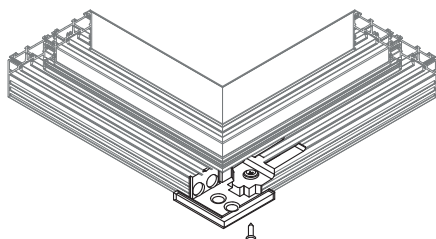


PASSO 2 | STEP 2 | ÉTAPE 2

Aparafusar a peça diretamente ao caixilho.

Screw the part directly to the frame.

Vissez la pièce directement sur le cadre.

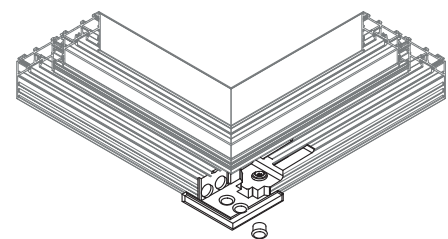


PASSO 3 | STEP 3 | ÉTAPE 3

Colocar o tapa-furos para ocultar o parafuso.

Insert the hole-cover to hide the screw.

Insérez le couvercle du trou pour cacher le Vis.

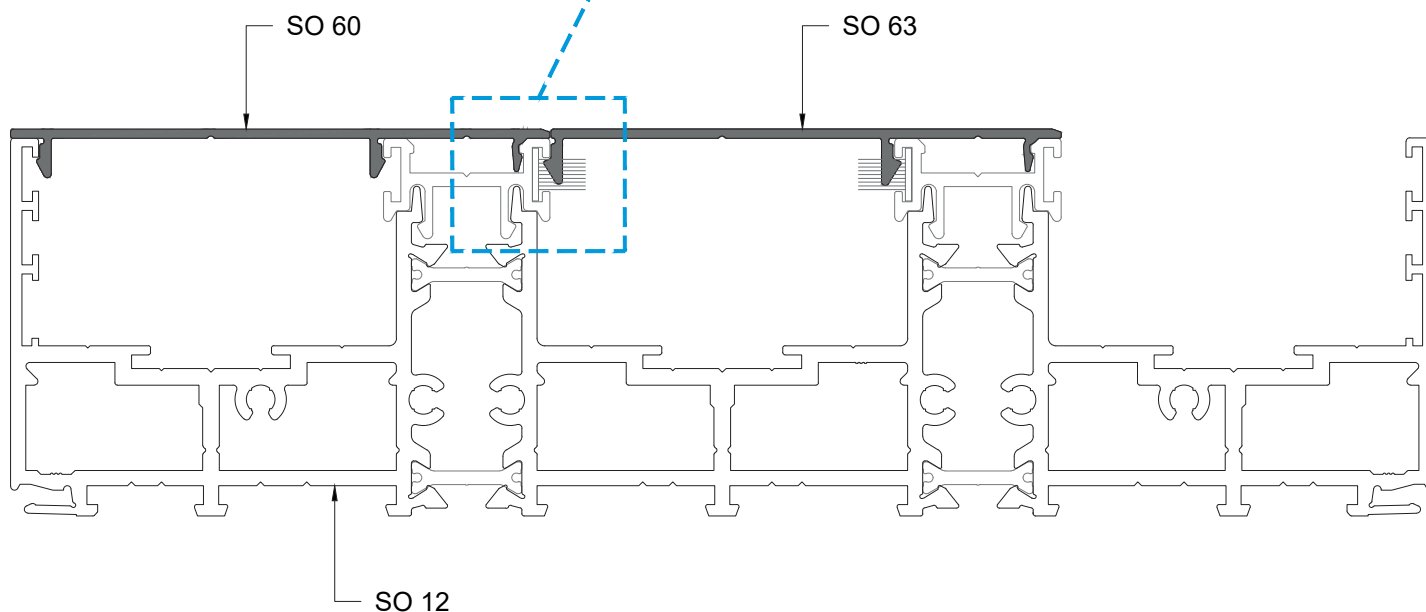
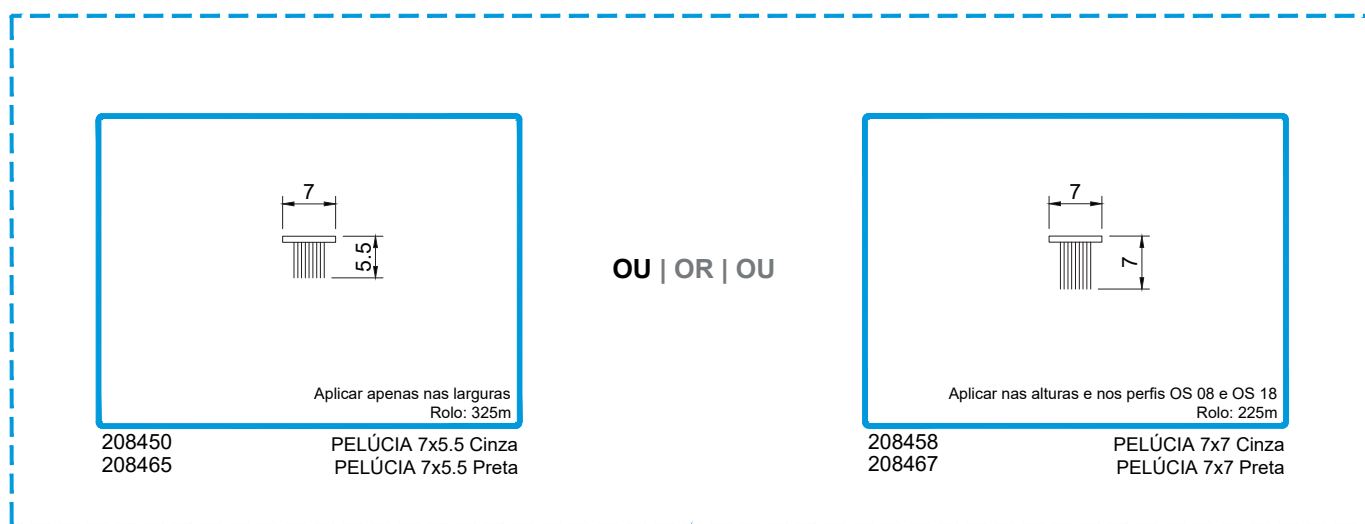


APLICAÇÃO DAS CAPAS SO 60 E SO 63
SO 60 AND SO 63 COVERS APPLICATION
APPLICATION DES COUVERTURES SO 60 ET SO 63

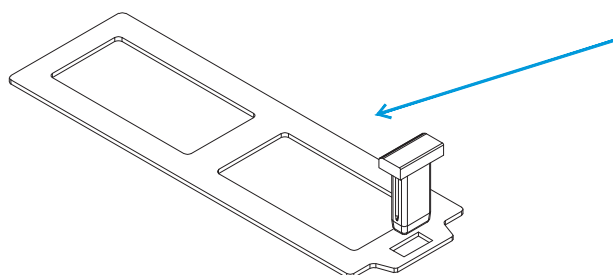
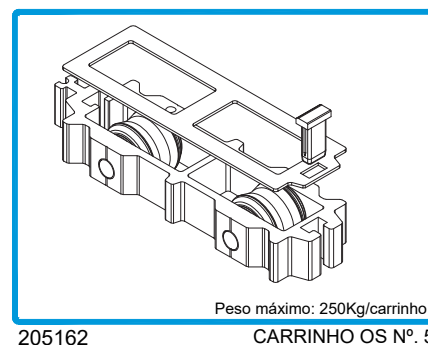
Na aplicação dos perfis SO 60 e SO 63, no perfil 3-Rail SO 12, deverá aplicar-se uma das pelúcias conforme esquema abaixo:

When applying the SO 60 and SO 63 profiles, in the 3-Rail SO 12 profile, one of the pile seals must be applied according to the scheme below:

Lors de l'application des profilés SO 60 et SO 63, dans le profilé 3-Rail SO 12, une des joint brosses doit être appliquée selon le schéma ci-dessous:



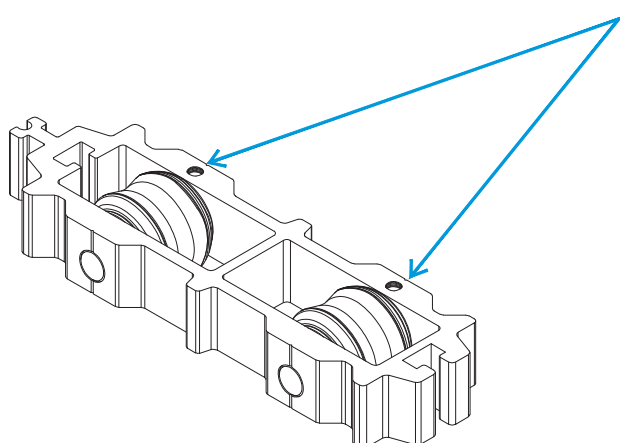
APLICAÇÃO DO CARRINHO OS Nº 5
OS Nº5 ROLLIER BEARING APPLICATION
APPLICATION DU ROULEAU Nº 5



Só se aplica o calço caso seja necessário proceder à afinação.

The shim is only applied if window regulation is necessary.

La cale est appliquée uniquement si la réglage de la fenêtre est nécessaire.



Os Carrinhos OS Nº5 têm de ser aplicados com os furos virados para cima.

A colocação dos Carrinhos OS com os furos voltados para baixo pode provocar o mau deslizamento e, consequentemente, o mau funcionamento da folha.

OS Nº5 Roller Bearings must be applied with the holes facing up.

The placement of the roller bearings with the holes facing down causes bad sliding and consequently leaf malfunctioning.

Rouleaux OS Nº5 doivent être appliqués avec les trous tourné vers le haut.

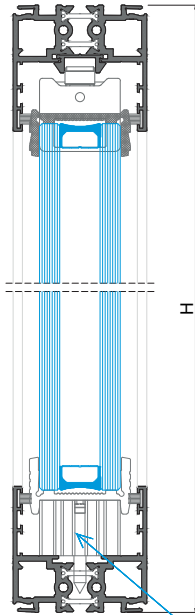
Le placement des rouleaux avec les trous tourné vers le bas entraîne des problèmes de glissement et, par conséquent, un mauvais fonctionnement du vantail.

APLICAÇÃO CALÇO FIXO OS-DOUBLE - Janela de correr de 2 folhas + fixo em canto de 90°

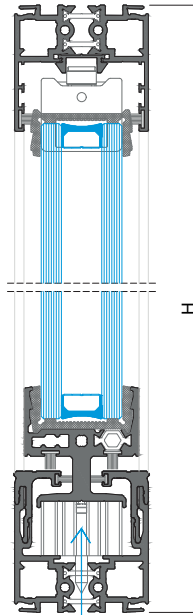
OS-DOUBLE FIXED SHIM APPLICATION - 2 Leaves sliding window + fixed in 90° corner

APPLICATION DE CALE FIXE OS-DOUBLE - Fenêtre coulissant à 2 vantaux + cadre fixe en angle 90°

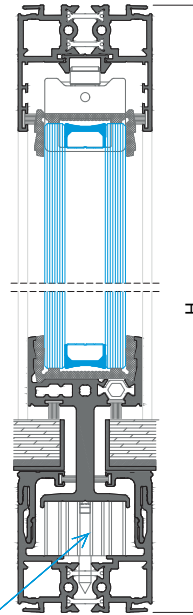
Soleira Tradicional
Classic sill | Seuil classique



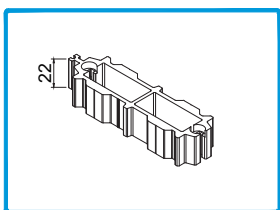
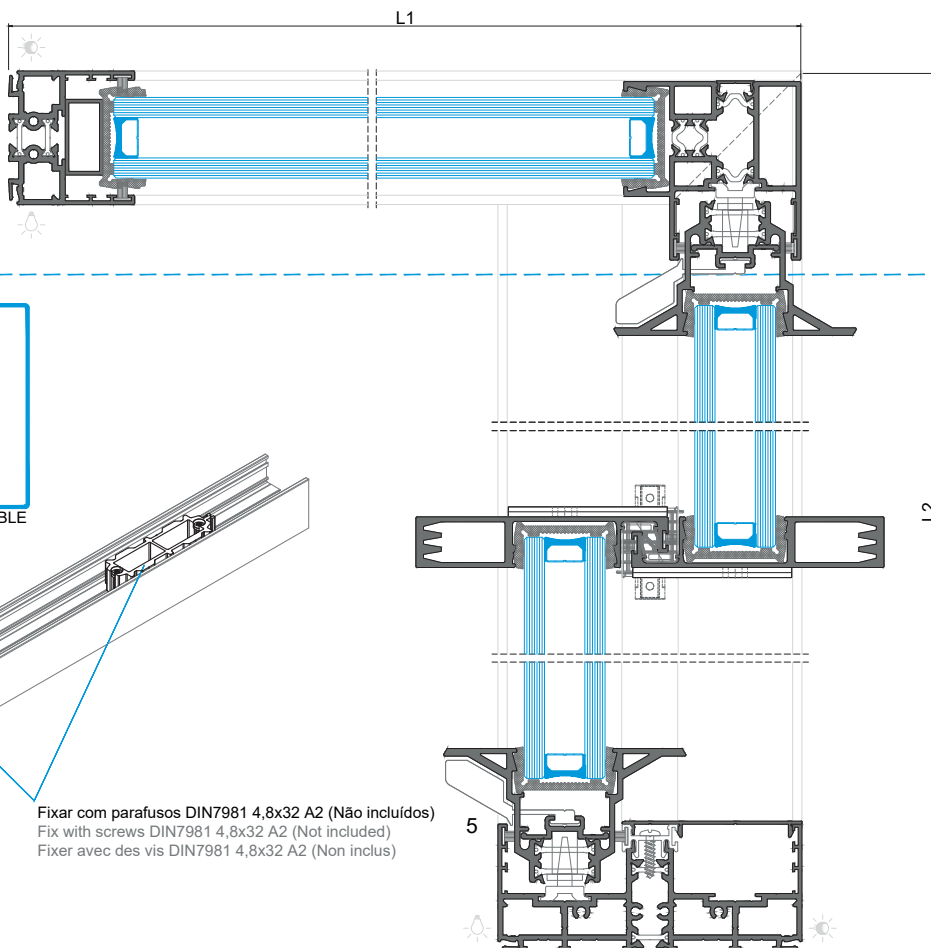
Soleira Oculta | Concealed sill | Seuil caché com perfil
with profile | avec profile
OS 08



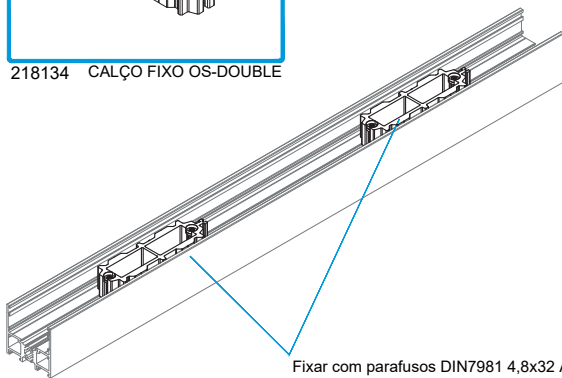
Soleira Oculta | Concealed sill | Seuil caché com perfil
with profile | avec profile
OS 18



IMPORTANTE | IMPORTANT | IMPORTANT:
NÃO APLICAR GUIA OS 801 E VD 2060
DO NOT APPLY OS 801 GUIDE AND VD 2060 | PAS APPLIQUER GUIDE OS 801 ET VD 2060



218134 CALÇO FIXO OS-DOUBLE

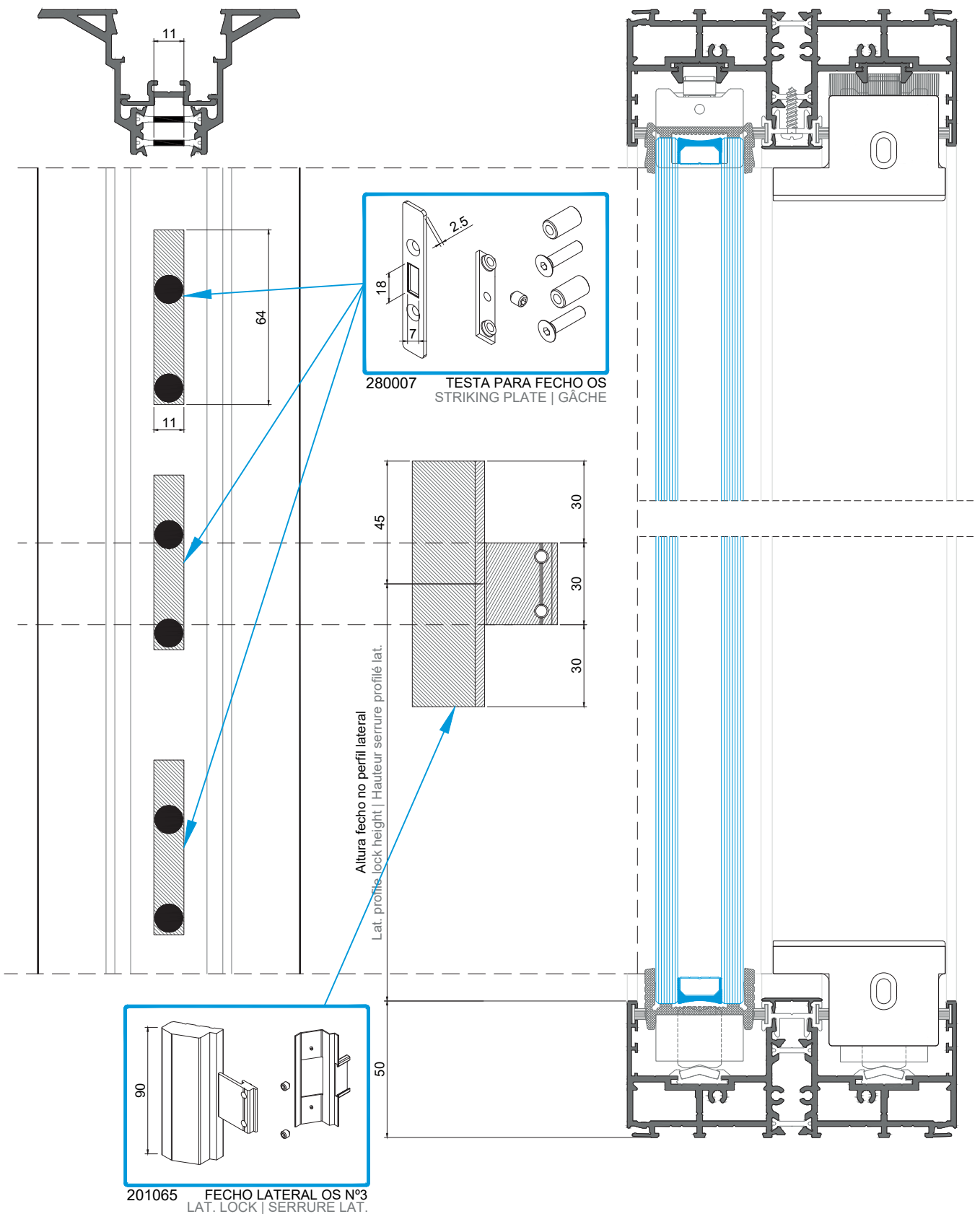


Fixar com parafusos DIN7981 4,8x32 A2 (Não incluídos)
Fix with screws DIN7981 4,8x32 A2 (Not included)
Fixer avec des vis DIN7981 4,8x32 A2 (Non inclus)

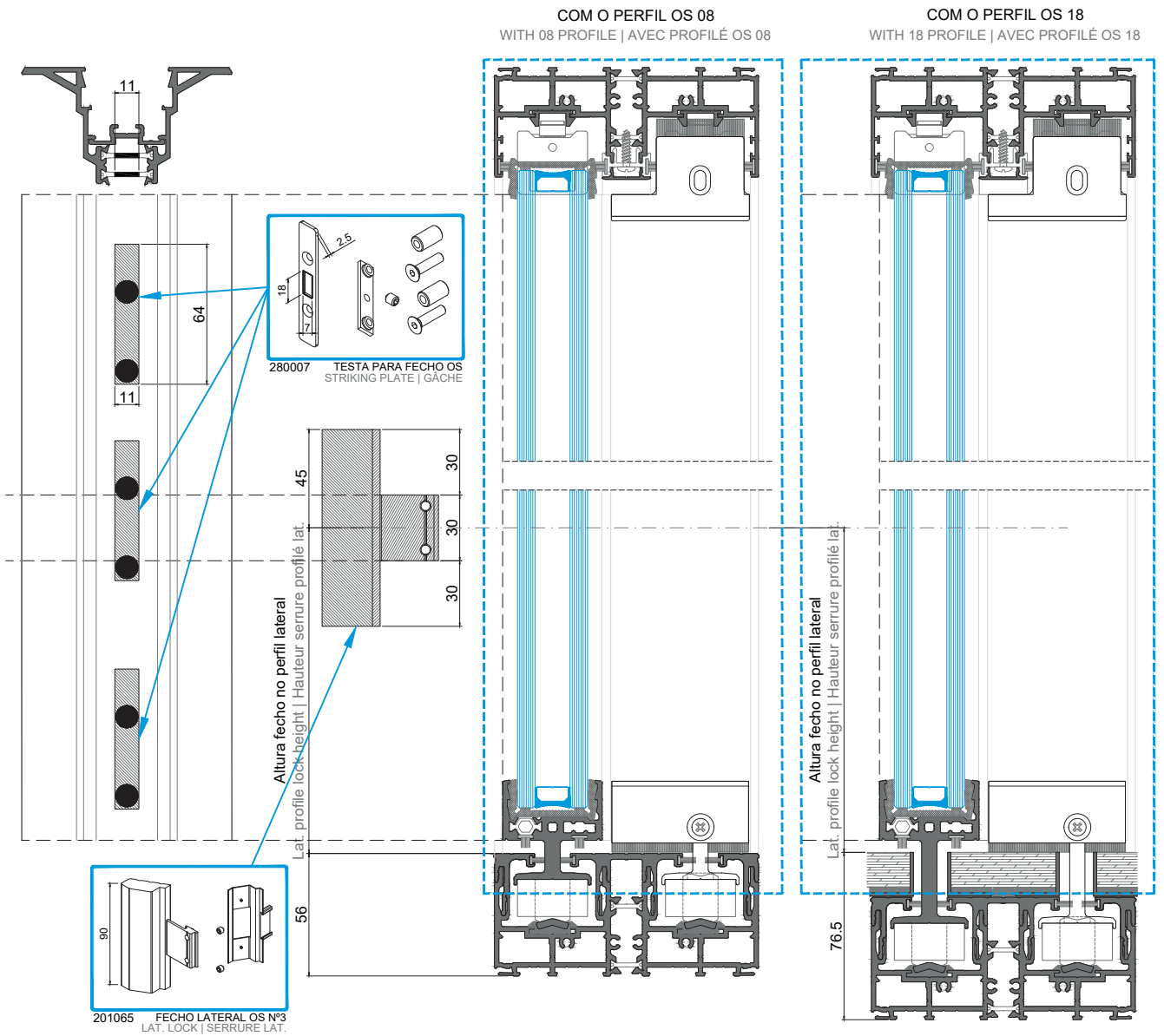
APLICAÇÃO DAS TESTAS OS NOS PERFIS LATERAIS - SOLEIRA TRADICIONAL

APPLICATION OF OS STRIKING PLATE IN LATERAL PROFILES - CLASSIC SILL

APPLICATION DES GÂCHES OS DANS LES PROFILÉS LATÉRAUX - SEUIL CLASSIQUE



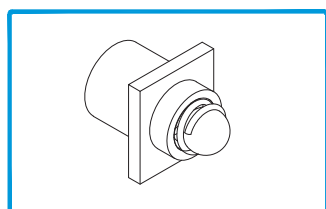
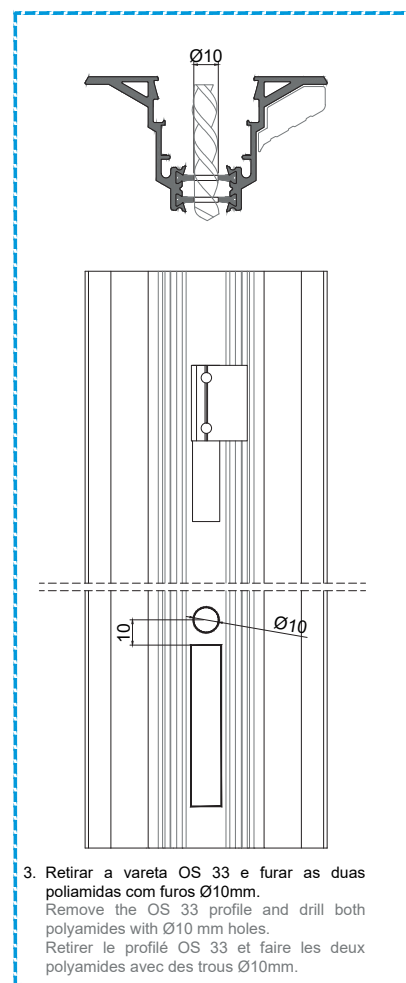
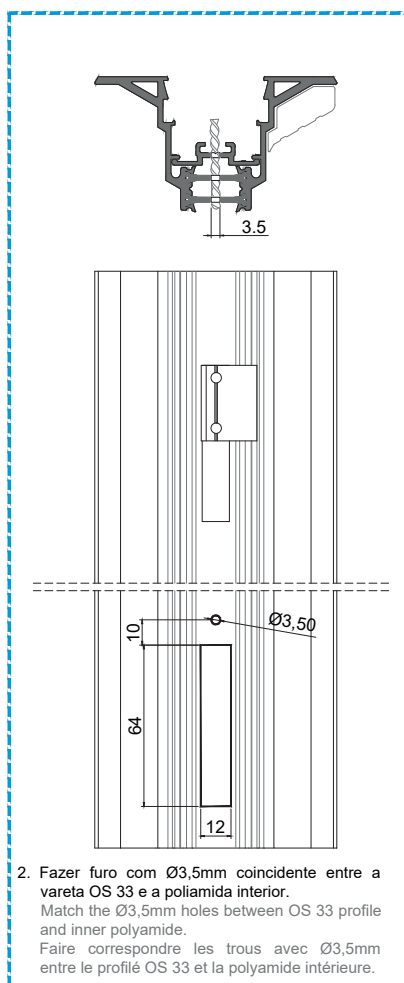
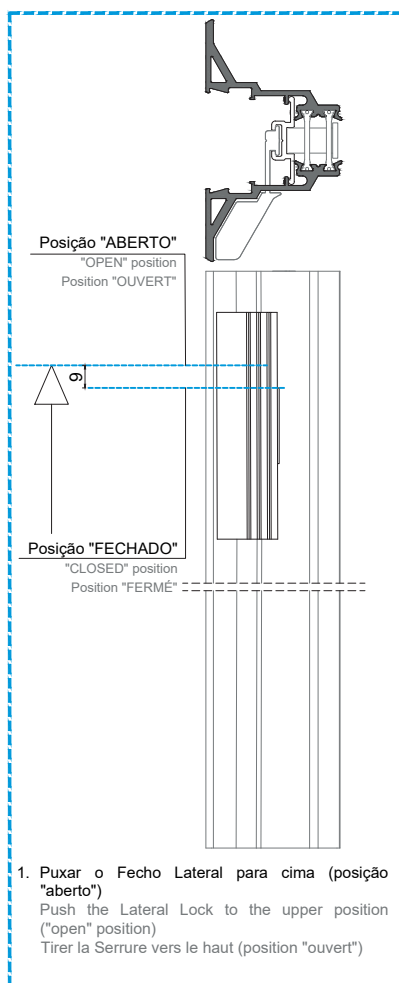
APLICAÇÃO DAS TESTAS OS NOS PERFIS LATERAIS - SOLEIRA OCULTA
APPLICATION OF OS STRIKING PLATE IN LATERAL PROFILES - CONCEALED SILL
APPLICATION DES GÂCHES OS DANS LES PROFILÉS LATÉRAUX - SEUIL CACHÉ



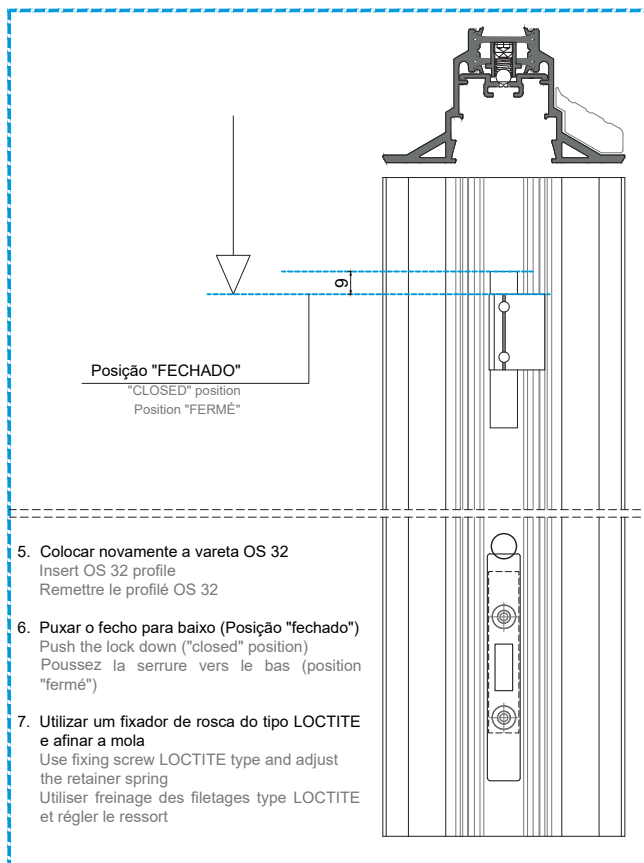
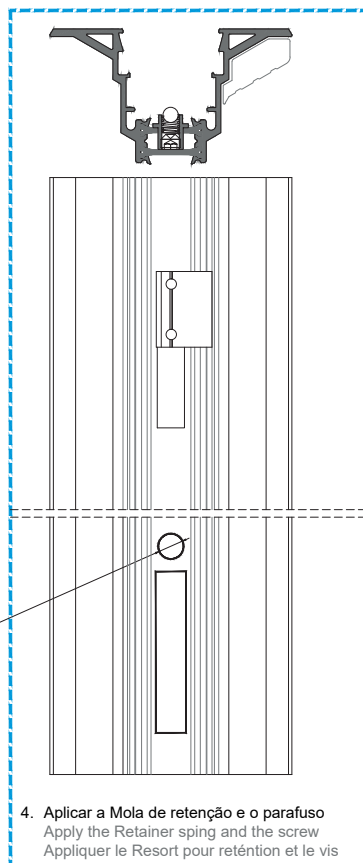
APLICAÇÃO DA MOLA DE RETENÇÃO PARA FECHO OS

APPLICATION OF RETAINER SPRING FOR LOCK OS

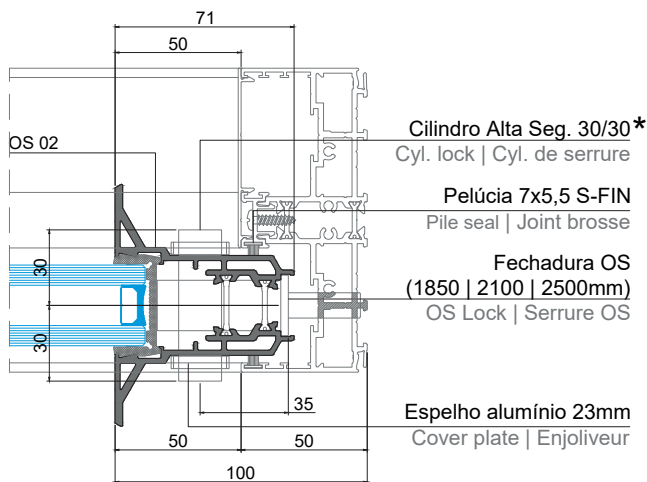
APPLICATION DE RESORT POUR RÉTENTION DE SERRURE OS



228166 MOLA RETENÇÃO P/ FECHO OS
RETAINER SPRING FOR LOCK OS
RESSORT POUR RÉTENTION DE SERRURE OS



MONTAGEM DAS FECHADURAS OS
OS LOCKS ASSEMBLY
ASSEMBLAGE DES SERRURES OS



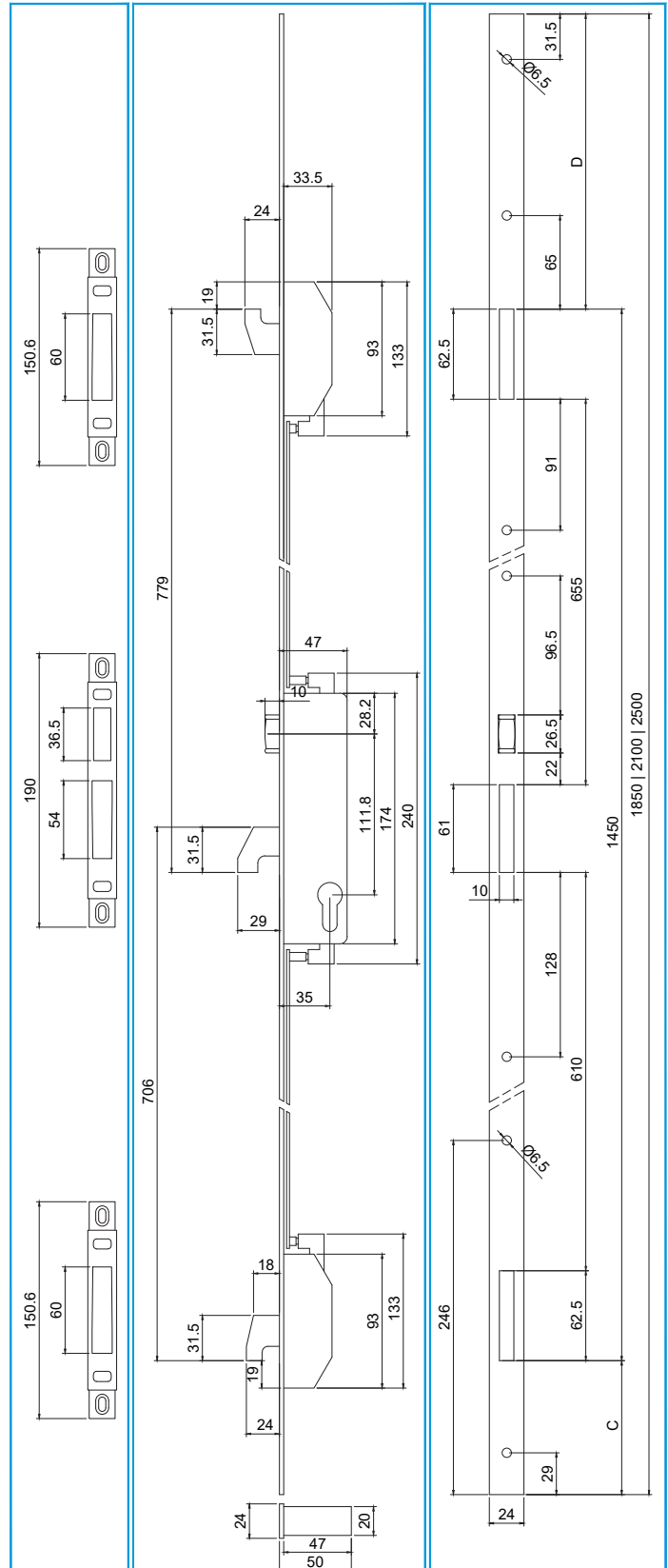
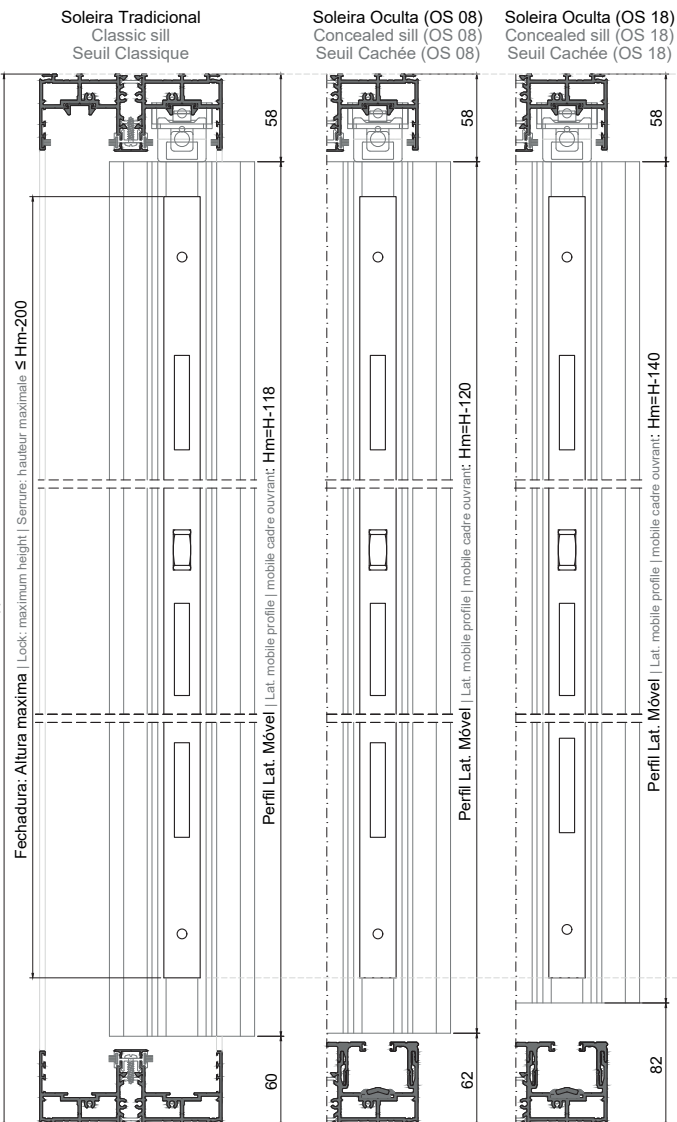
Hm (altura da folha) Hm (sash height) Hm (hauteur de vantaux)	FECHADURA LOCK SERRURE
2050 ** - 2300 mm	1850mm - Ref. 201053
2301 - 2700 mm	2100mm - Ref. 201054
2701 - 6000 mm	2500mm - Ref. 201055

** Para folhas com altura (Hm) inferior a 2050mm deverá ser usada uma fechadura de 1 ponto. | For sashes with height (Hm) less than 2050mm, must be used the 1 point lock. | Pour vantaux avec hauteur (Hm) inférieur à 2050mm, devrait utiliser une serrure de 1 point.

*** Nota importante:** Caso pretenda utilizar o cilindro 30B/30, deverá confirmar se é possível aceder e rodar o botão. **Não utilizar em vãos com aro embutido.**

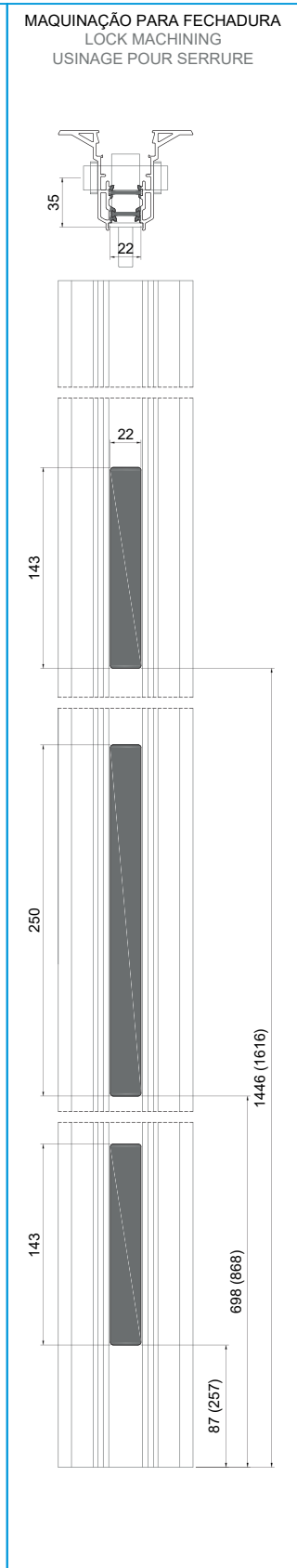
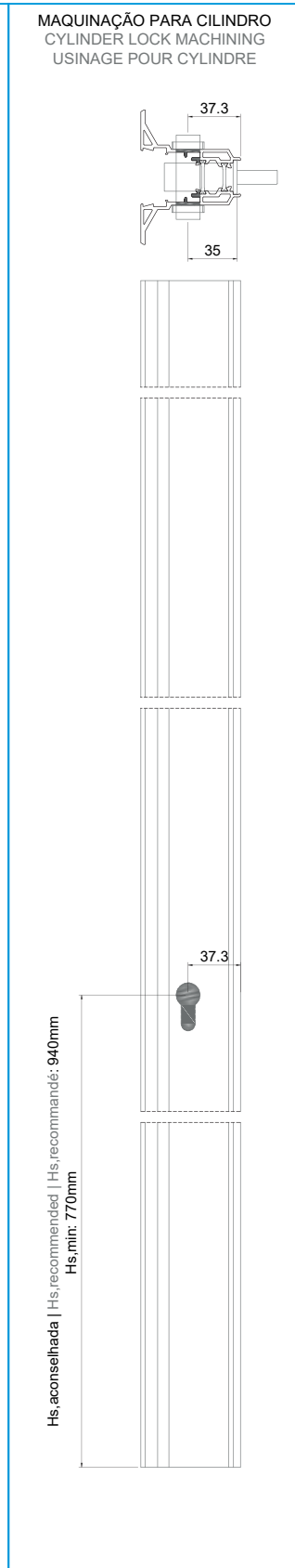
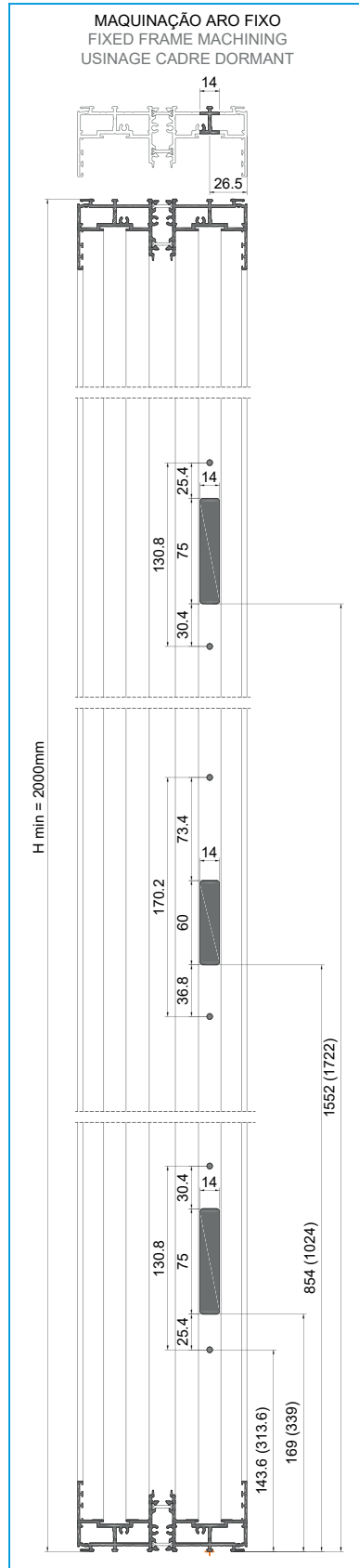
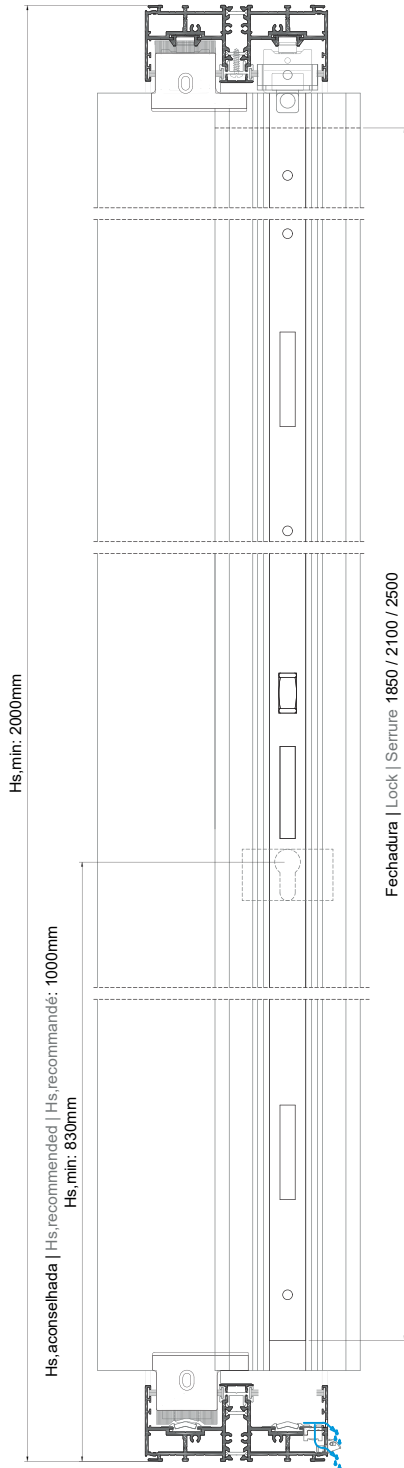
Important note: If you intend to use the 30B/30 cylinder, you must confirm that it is possible to access it and turn the knob. **Do not use in concealed frames.**

Remarque importante: Si vous avez l'intention d'utiliser le cylindre 30B/30, vous devez confirmer qu'il est possible d'y accéder et tourner le bouton. **Ne pas utiliser dans les cadres avec dormant caché.**



MAQUINAÇÕES PARA FECHADURAS OS

OS LOCKS ASSEMBLY MACHINING
USINAGE DES SERRURES OS

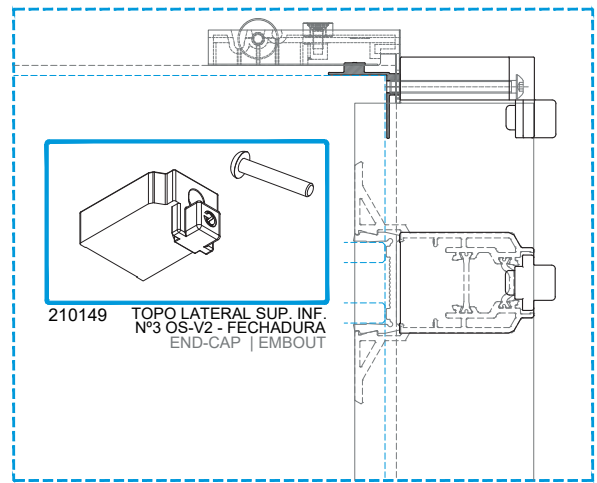
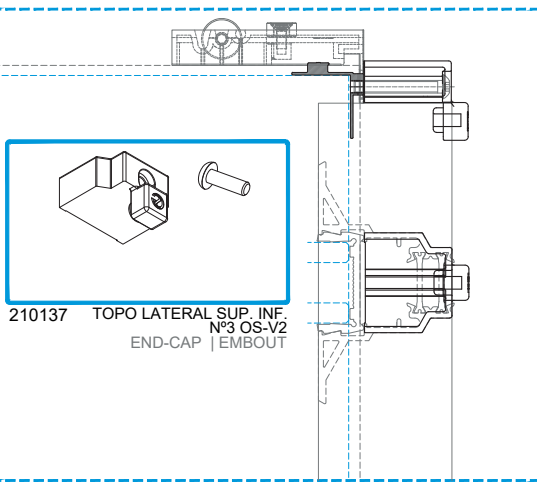


APLICAÇÃO DOS TOPOS LATERAIS
LATERAL END-CAPS APPLICATION
APPLICATION D'EMBOUTS LATÉRAUX

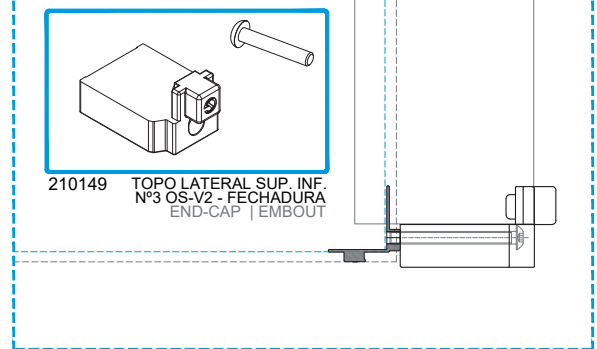
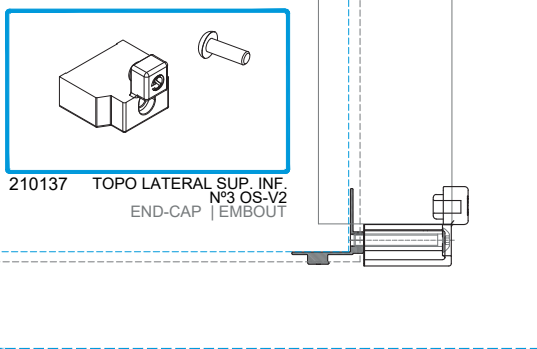
Para os perfis | For profiles | Pour profilés
OS 12 / OS 72 / OS 82

Para o perfil | For profile | Pour profilé
OS 02

ZONA SUPERIOR
TOP FRAME | ZONE SUPERIEURE

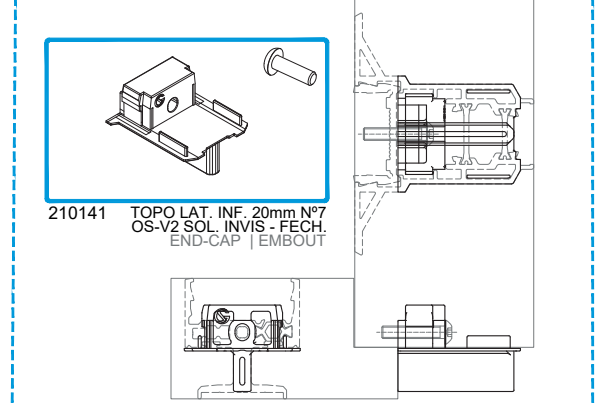
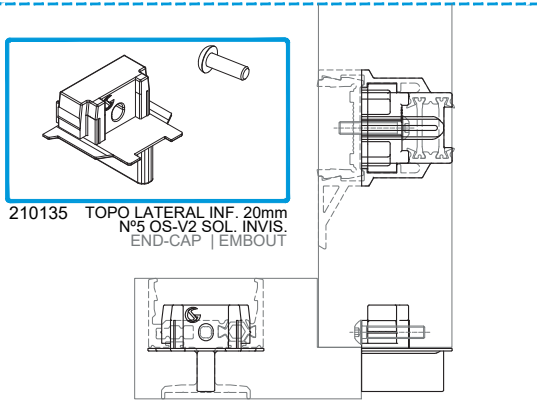


SOL. TRADICIONAL
CLASSIC SILL | SEUIL CLASSIQUE

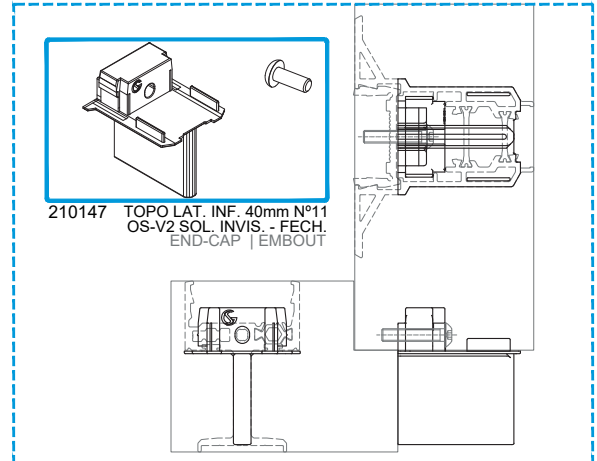
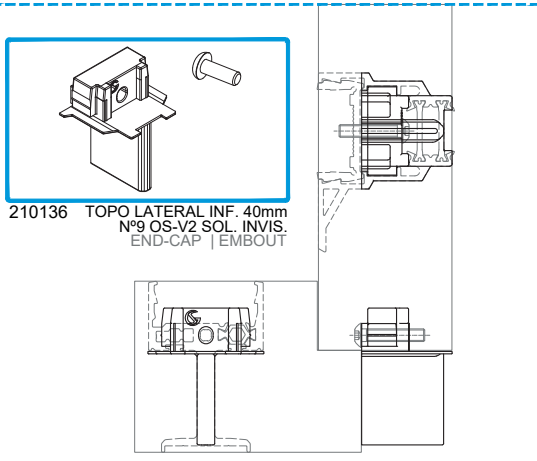


ZONA INFERIOR
BOTTOM FRAME | ZONE INFÉRIEURE

SOL. OCULTA
CONCEALED SILL | SEUIL CACHÉ
OS 08



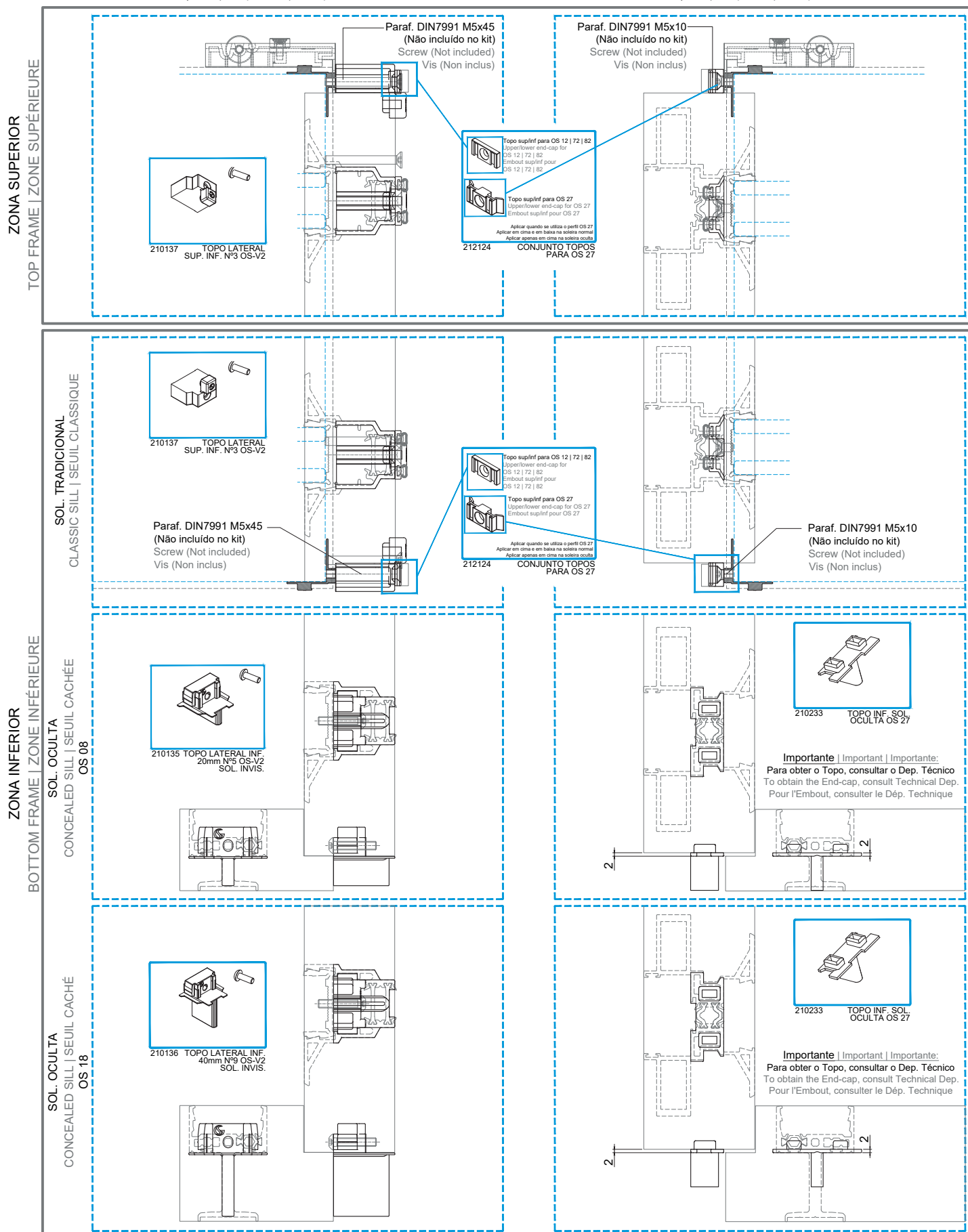
SOL. OCULTA
CONCEALED SILL | SEUIL CACHÉ
OS 18



APLICAÇÃO DE TOPOS NO PERFIL OS 27
OS 27 PROFILE END-CAPS APPLICATION
APPLICATION D'EMBOUS POUR PROFILÉ OS 27

Para os perfis | For profiles | Pour profilés: OS 12/72/82

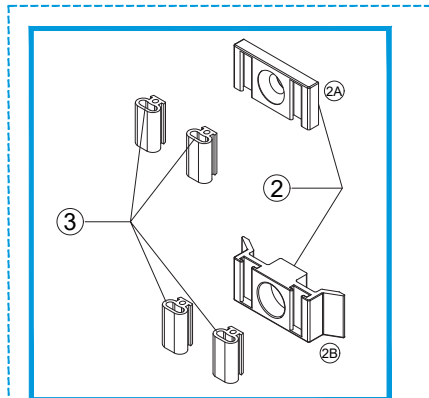
Para o perfil | For profile | Pour profilé: OS 27



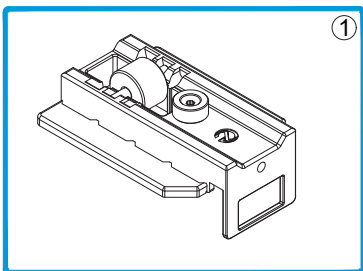
PORMENORES DE APLICAÇÃO E MONTAGEM DO CONJUNTO DE TOPOS OS 27 NO PERFIL OS 72

OS 27 END-CAP KIT APPLICATION ON OS 72 PROFILE AND ASSEMBLY DETAILS

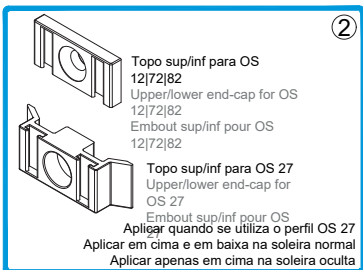
DÉTAILS D'APPLICATION ET D'ASSEMBLAGE DU KIT D'EMBOUS OS 27 DANS LE PROFILÉ OS 72



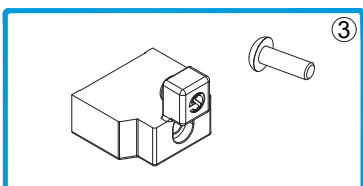
- ① Carrinho/guia superior OS
Upper-guide roller bearing OS
Rouleau-guide supérieur OS
- ② Conjunto Topos para OS 27
OS 27 end-cap kit
Kit d'embouts pour OS 27
2A-Topo superior - para OS 12 | 72 | 82
Upper end-cap - for OS 12 | 72 | 82
Embout supérieur - pour OS 12 | 72 | 82
2B-Topo superior - para OS 27
Upper end-cap - for OS 27
Embout supérieur - pour OS 27
- ③ VD 2051 - Não incluído no kit
Not included in kit - consider apart
Non inclus dans le kit



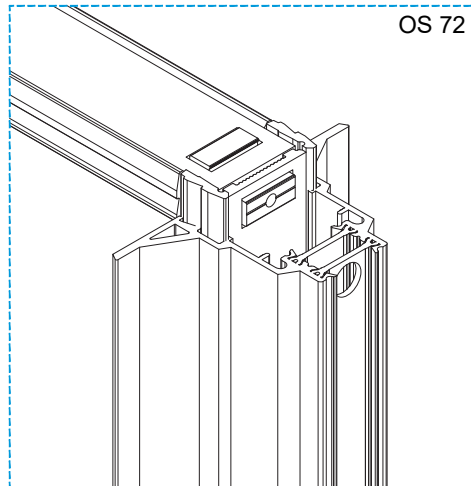
205161 CARRINHO-GUIA OS SUPERIOR Nº3



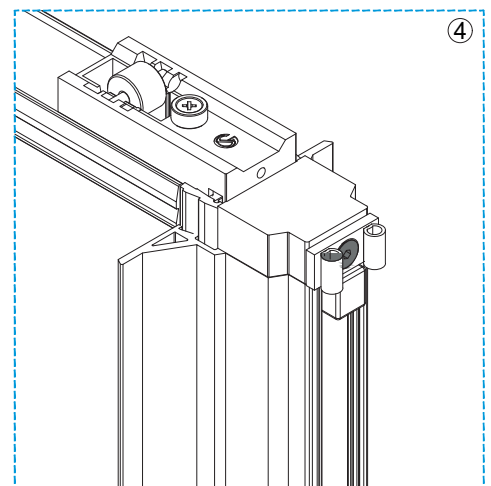
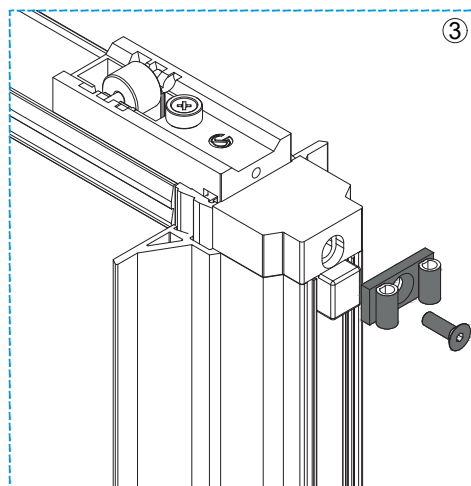
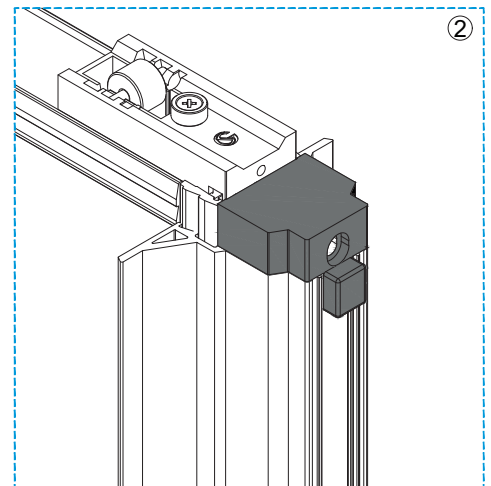
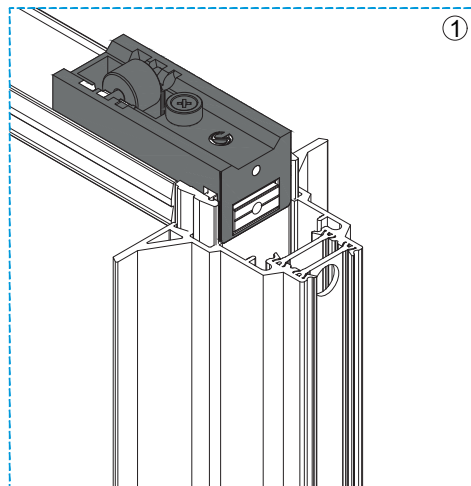
212124 CONJUNTO TOPOS PARA OS 27



210137 TOPO LATERAL SUP. INF. Nº3 OS-V2



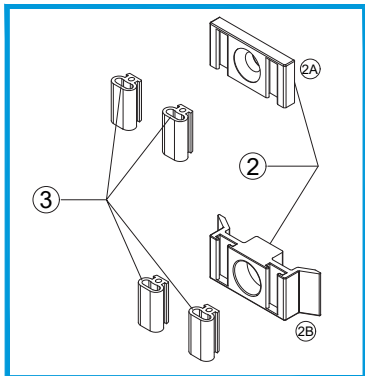
- ① Aplicar | Apply | Appliquer:
Carrinho/guia superior OS Nº3
Upper-guide roller bearing OS Nº3
Rouleau-guide supérieur OS Nº3
- ② Aplicar | Apply | Appliquer:
Topo lateral Sup/Inf OS Nº3 OS-V2
Upper/lower lateral end-cap OS Nº3-V2
Embout latérale sup/inf OS Nº3-V2
- ③ Aplicar | Apply | Appliquer:
Conjunto Topos para OS 27
OS 27 end-cap kit
Kit d'embouts pour OS 27
2A-Topo superior - para OS 12 | 72 | 82
Upper end-cap - for OS 12 | 72 | 82
Embout supérieur - pour OS 12 | 72 | 82
- ④ Aplicar | Apply | Appliquer:
Parafuso DIN 7991 M5x45 (Não incluído no kit)
Screw DIN 7991 M5x45 (Not included in kit)
Vis DIN 7991 M5x45 (Non inclus dans le kit)



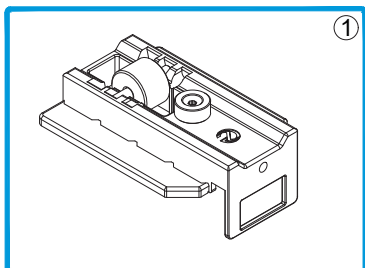
PORMENORES DE APLICAÇÃO E MONTAGEM DO CONJUNTO DE TOPOS OS 27

OS 27 END-CAP KIT APPLICATION AND ASSEMBLY DETAILS

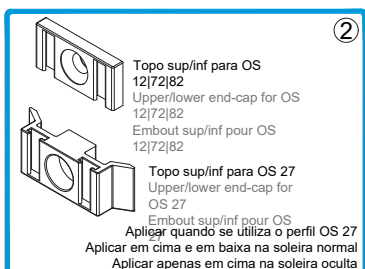
DÉTAILS D'APPLICATION ET D'ASSEMBLAGE DU KIT D'EMBOUS OS 27



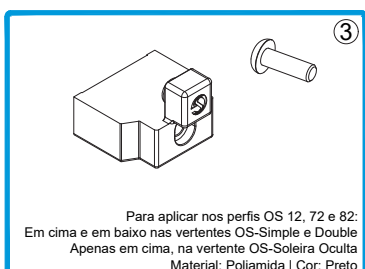
- ① Carrinho/guia superior OS
Upper-guide roller bearing OS
Rouleau-guide supérieur OS
- ② Conjunto Topos para OS 27
OS 27 end-cap kit
Kit d'embouts pour OS 27
2A-Topo superior - para OS 12 | 72 | 82
Upper end-cap - for OS 12 | 72 | 82
Embout supérieur - pour OS 12 | 72 | 82
2B-Topo superior - para OS 27
Upper end-cap - for OS 27
Embout supérieur - pour OS 27
- ③ VD 2051 - Não incluído no kit
Not included in kit - consider apart
Non inclus dans le kit



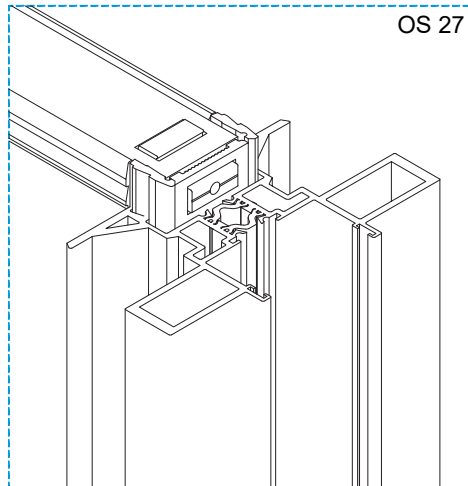
205161 CARRINHO-GUIA OS SUPERIOR Nº3



212124 CONJUNTO TOPOS PARA OS 27

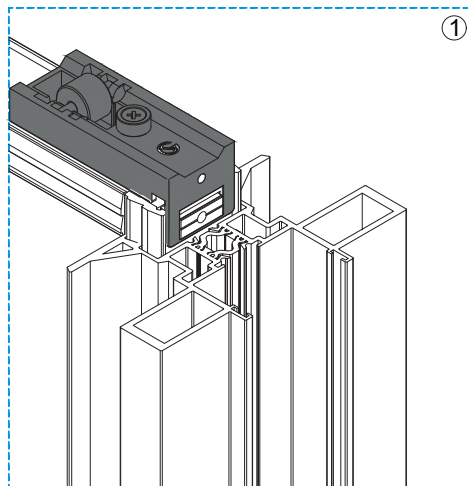


210137 TOPO LATERAL SUP. INF. Nº3 OS-V2

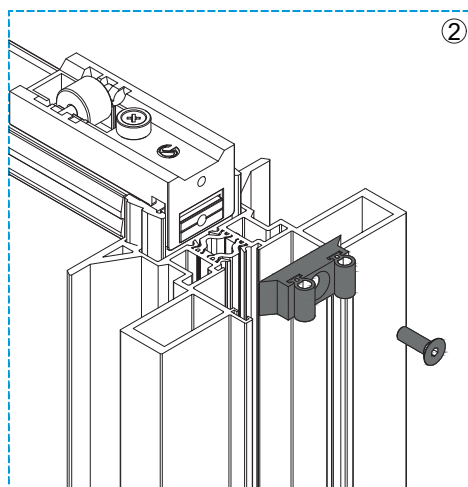


OS 27

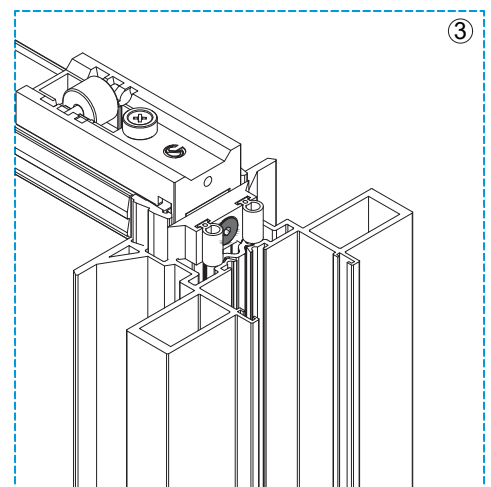
- ① Aplicar | Apply | Appliquer:
Carrinho/guia superior OS Nº3
Upper-guide roller bearing OS Nº3
Rouleau-guide supérieur OS Nº3
- ② Aplicar | Apply | Appliquer:
Conjunto Topos para OS 27
OS 27 end-cap kit
Kit d'embouts pour OS 27
2B-Topo superior - para OS 27
Upper end-cap - for OS 27
Embout supérieur - pour OS 27
- ③ Aplicar | Apply | Appliquer:
Parafuso DIN 7991 M5x10 (Não incluído no kit)
Screw DIN 7991 M5x10 (Not included in kit)
Vis DIN 7991 M5x10 (Non inclus dans le kit)



①



②



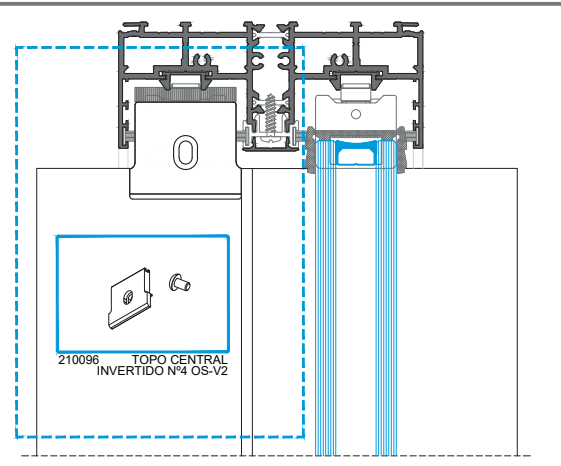
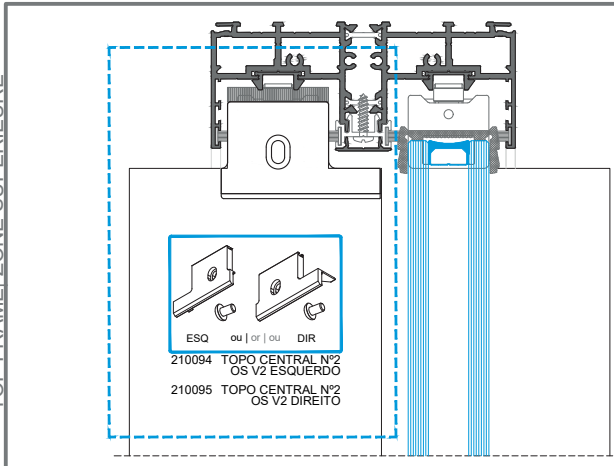
③

APLICAÇÃO DOS TOPOS CENTRAIS
CENTRAL END-CAPS APPLICATION
APPLICATION D'EMBOUS CENTRAUX

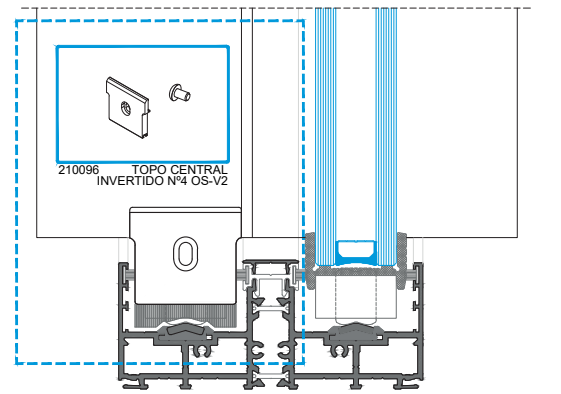
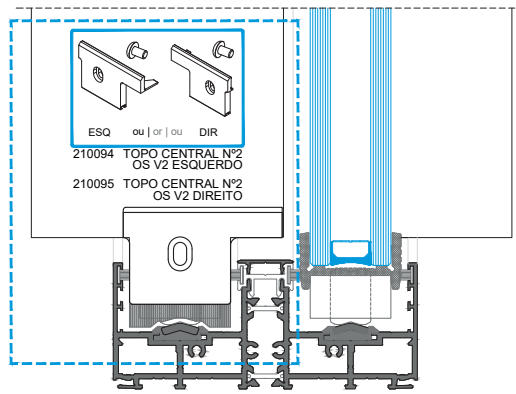
Para os perfis | For profiles | Pour profilés
OS 11 / OS 51 / OS 61

Para os perfis | For profiles | Pour profilés
OS 17 / OS 67

ZONA SUPERIOR
TOP FRAME / ZONE SUPÉRIEURE

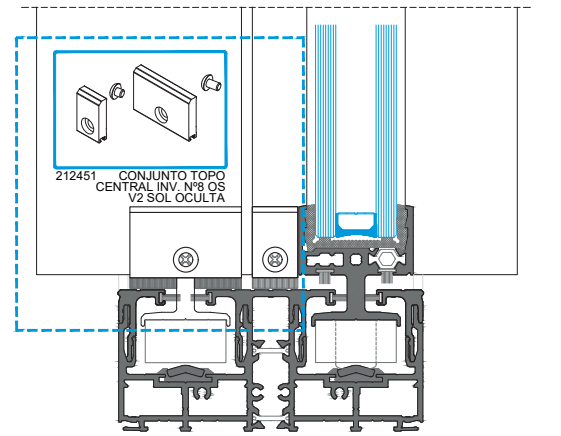
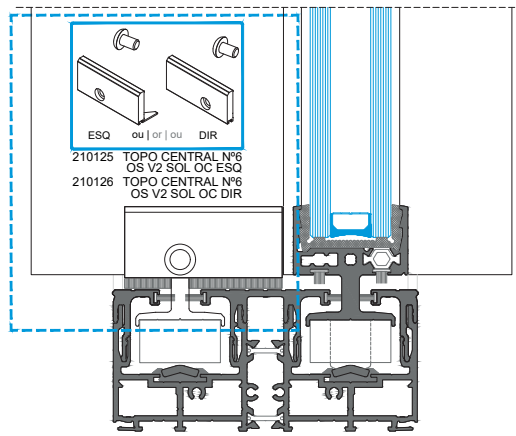


SOLEIRA TRADICIONAL
CLASSIC SILL | SEUIL CLASSIQUE

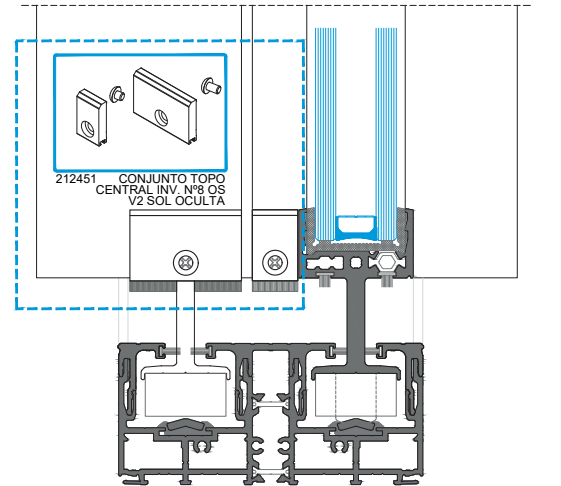
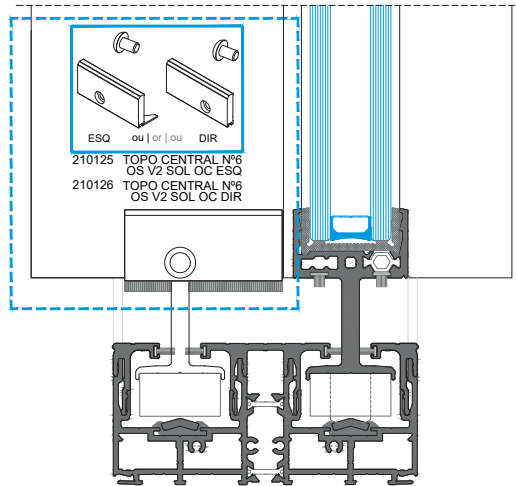


ZONA INFERIOR
BOTTOM FRAME / ZONE INFÉRIEURE

SOLEIRA OCULTA
CONCEALED SILL | SEUIL CACHÉ
OS 08



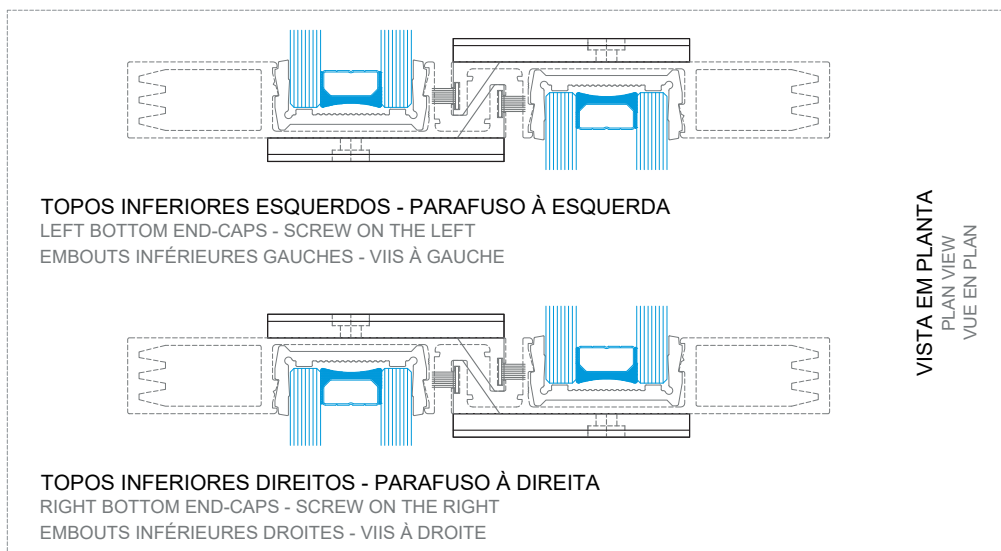
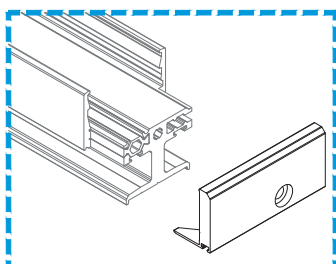
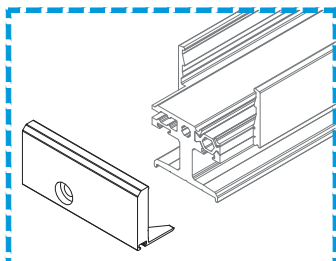
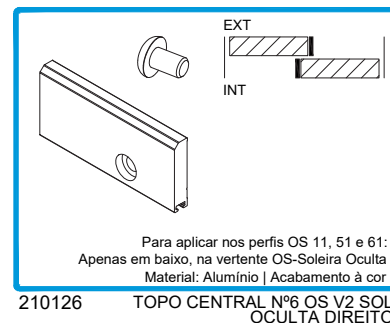
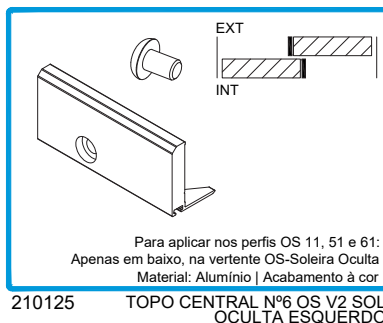
SOLEIRA OCULTA
CONCEALED SILL | SEUIL CACHÉ
OS 18



APLICAÇÃO DOS TOPOS CENTRAIS

CENTRAL END-CAPS APPLICATION
APPLICATION D'EMBOUTS CENTRAUX

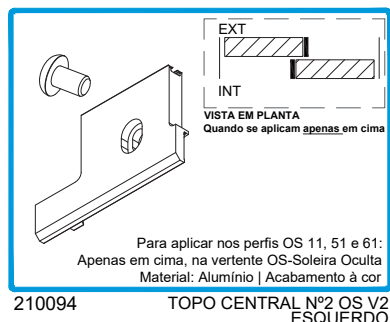
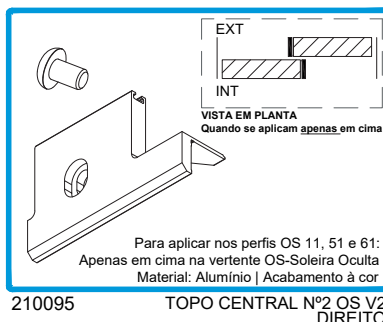
- **PERFIS OS 11 / OS 51 / OS 61**
PROFILES OS 11 / OS 51 / OS 61
PROFILÉS OS 11 / OS 51 / OS 61



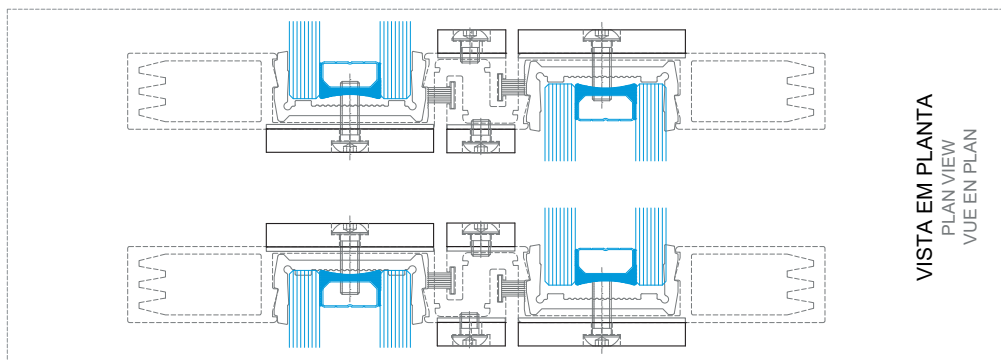
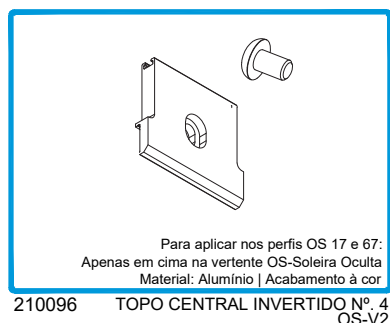
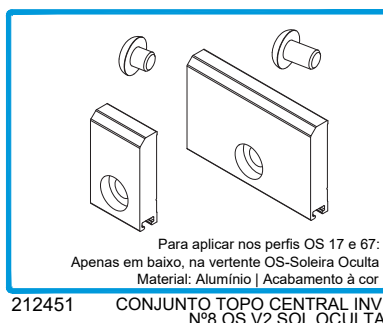
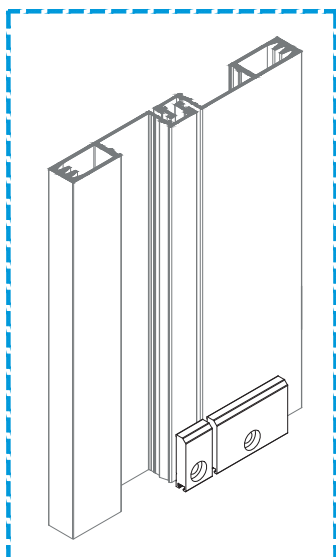
Os topos superiores serão sempre do lado contrário dos inferiores.

The upper end-caps will always be on the opposite side of the bottom ones.

Les embouts supérieurs seront toujours du côté opposé des inférieures.



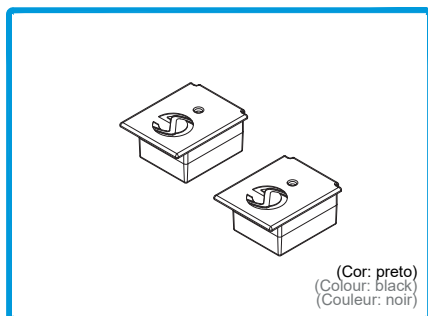
- **PERFIS OS 17 / OS 67**
PROFILES OS 17 / OS 67
PROFILÉS OS 17 / OS 67



APLICAÇÃO DE TOPOS NOS PERFIS OS 51 E OS 61

END-CAPS APPLICATION ON OS 51 AND OS 61 PROFILES

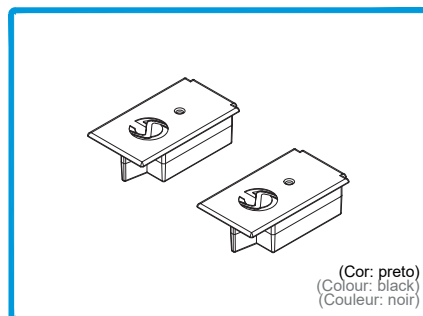
APPLICATION DES EMBOUTS DANS LES PROFILÉS OS 51 ET OS 61



(Cor: preto)
(Colour: black)
(Couleur: noir)

212065

CONJUNTO TOPOS OS 51
OS 51 END-CAPS KIT
KIT D'EMBOUTS OS 51



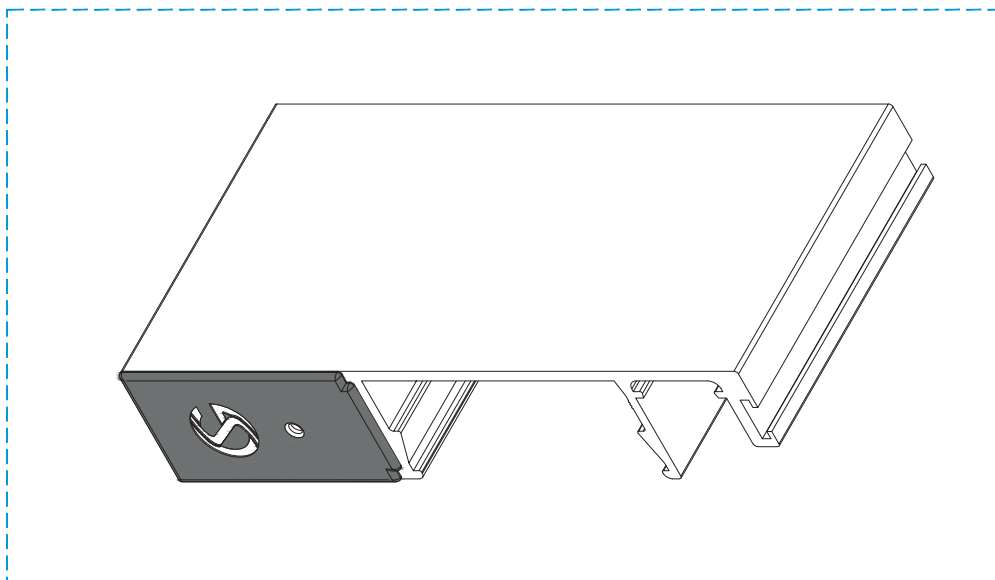
(Cor: preto)
(Colour: black)
(Couleur: noir)

212066

CONJUNTO TOPOS OS 61
OS 61 END-CAPS KIT
KIT D'EMBOUTS OS 61

PORMENOR DE MONTAGEM

ASSEMBLY DETAIL | DÉTAIL D'ASSEMBLAGE

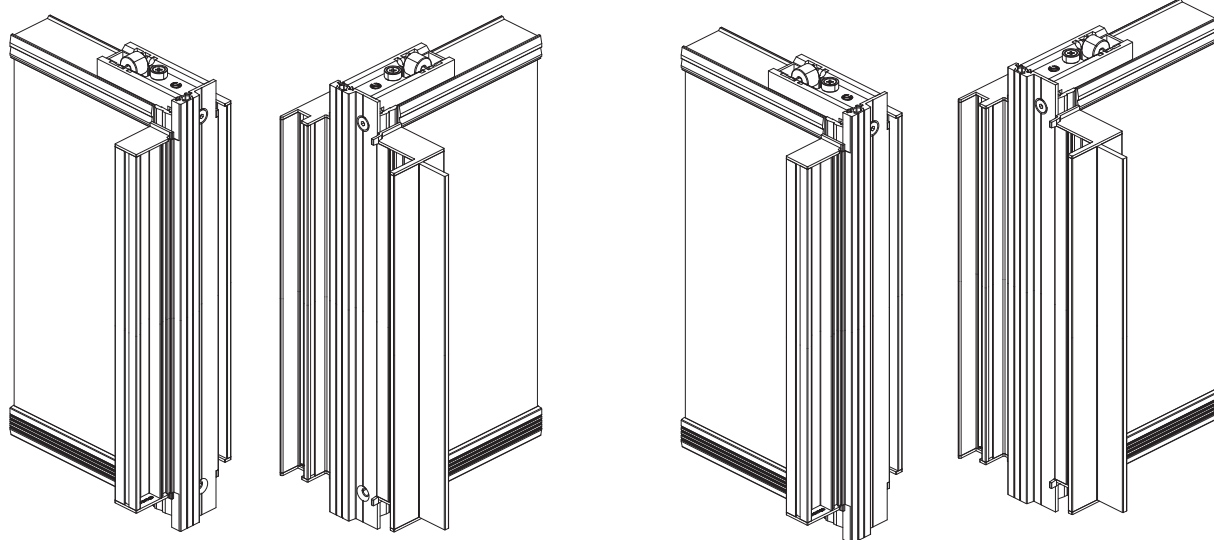


MONTAGEM DOS PERFIS CENTRAIS SO 38 E SO 39 - OPÇÃO DE CORTE DOS PERFIS

CENTRAL PROFILES SO 38 AND SO 39 ASSEMBLY - CUTTING OPTION OF THE PROFILES

ASSAMBLAGE DES PROFILÉS CENTRAUX SO 38 ET SO 39 - OPTION DE COUPE DE PROFILÉS

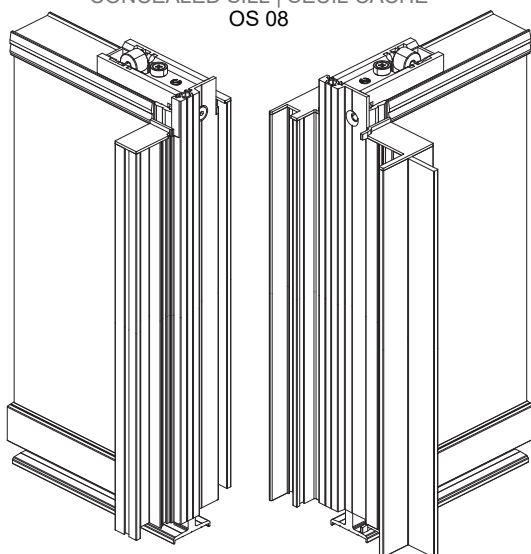
SOLEIRA TRADICIONAL CLASSIC SILL | SEUIL CLASSIQUE



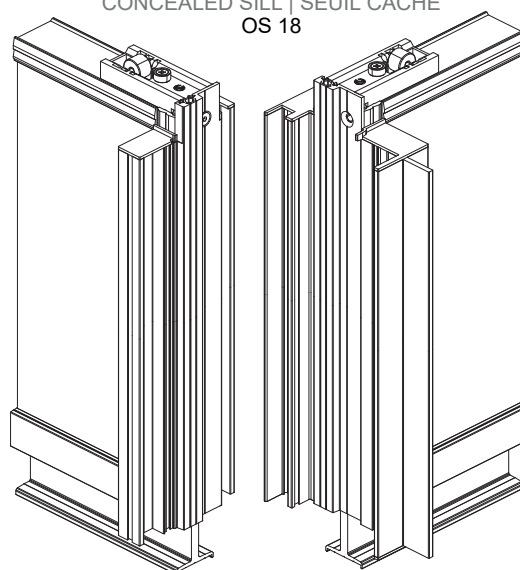
OPÇÃO MALHETE INFERIOR APARAFUSADO
BOTTOM MILLING OPTION SCREWED
OPTION FRAISAGE INFÉRIEUR VISSÉ

OPÇÃO MALHETE INFERIOR SEM FURO
BOTTOM MILLING OPTION WITHOUT HOLE
OPTION FRAISAGE INFÉRIEUR SANS TROU

SOLEIRA OCULTA CONCEALED SILL | SEUIL CACHÉ OS 08



SOLEIRA OCULTA CONCEALED SILL | SEUIL CACHÉ OS 18

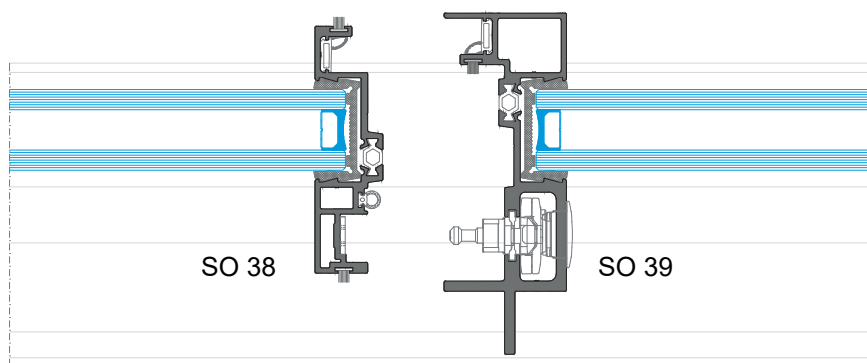


MONTAGEM DOS PERFIS CENTRAIS SO 38 E SO 39 - SOLEIRA TRADICIONAL

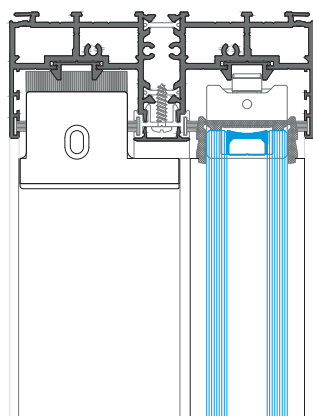
CENTRAL PROFILES SO 38 AND SO 39 ASSEMBLY - CLASSIC SILL

ASSAMBLAGE DES PROFILÉS CENTRAUX SO 38 ET SO 39 - SEUIL CLASSIQUE

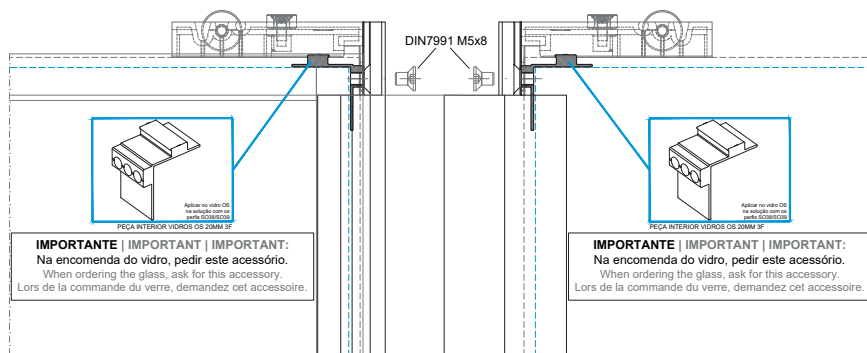
Para os perfis | For profiles | Pour profilés
SO 38 e | and | et SO 39



ZONA SUPERIOR
TOP FRAME | ZONE SUPÉRIEURE

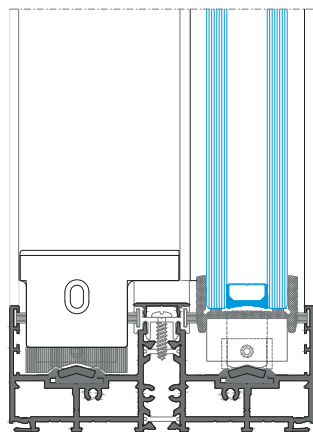


PERFIS MAQUINADOS | MACHINED PROFILES | PROFILÉS USINÉS



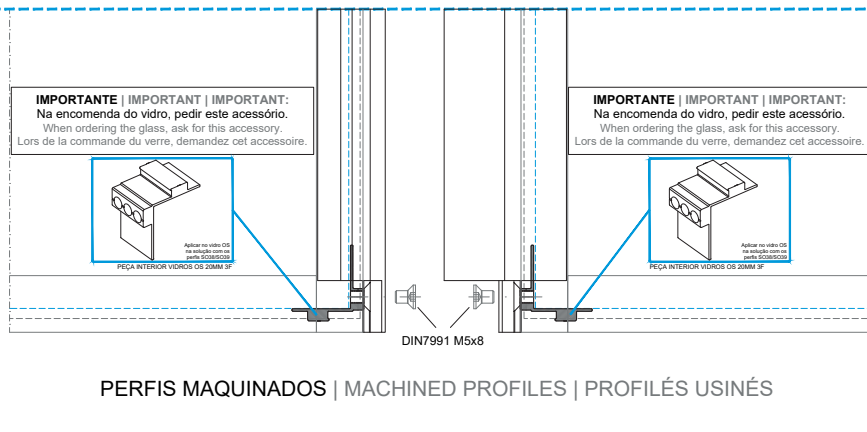
ZONA INFERIOR
BOTTOM FRAME | ZONE INFÉRIEURE

SOL. TRADICIONAL (OPÇÃO COM FURO)
CLASSIC SILL (WITH HOLE OPTION)
SEUIL CLASSIQUE (OPTION AVEC TROU)

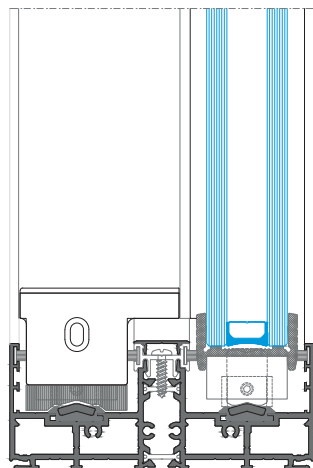


IMPORTANTE | IMPORTANT | IMPORTANT:
Na encomenda do vidro, pedir este acessório.
When ordering the glass, ask for this accessory.
Lors de la commande du verre, demandez cet accessoire.

PERFIS MAQUINADOS | MACHINED PROFILES | PROFILÉS USINÉS

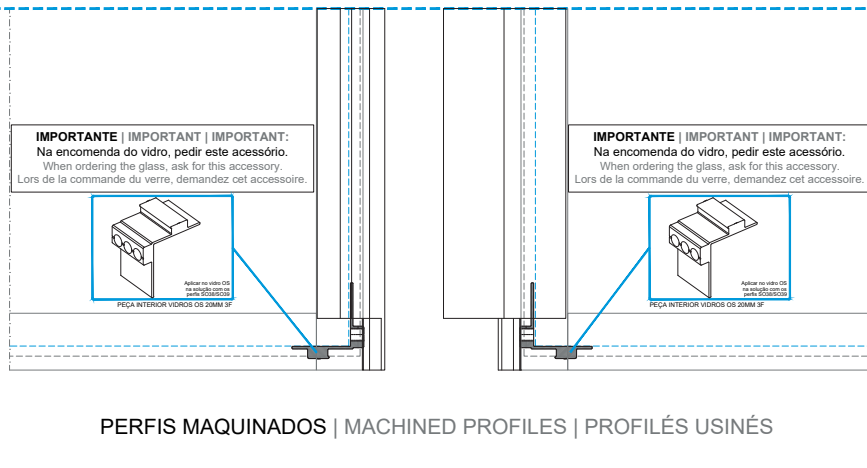


SOL. TRADICIONAL (OPÇÃO SEM FURO)
CLASSIC SILL (WITHOUT HOLE OPTION)
SEUIL CLASSIQUE (OPTION SANS TROU)



IMPORTANTE | IMPORTANT | IMPORTANT:
Na encomenda do vidro, pedir este acessório.
When ordering the glass, ask for this accessory.
Lors de la commande du verre, demandez cet accessoire.

PERFIS MAQUINADOS | MACHINED PROFILES | PROFILÉS USINÉS

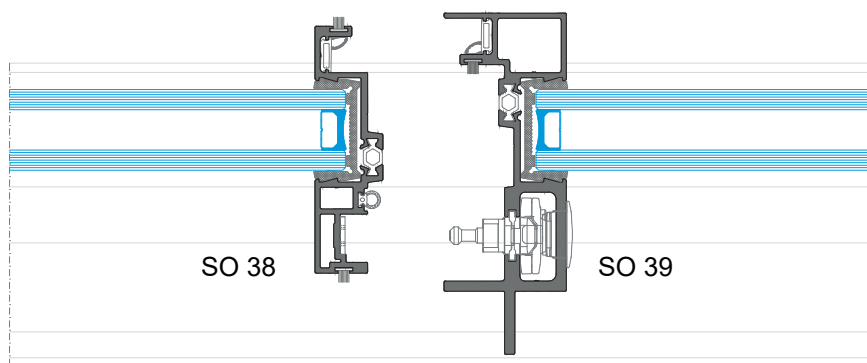


MONTAGEM DOS PERFIS CENTRAIS SO 38 E SO 39 - SOLEIRA OCULTA

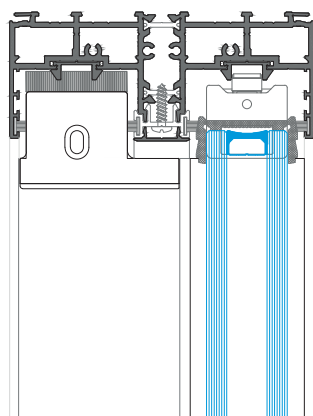
CENTRAL PROFILES SO 38 AND SO 39 ASSEMBLY - CONCEALED SILL

ASSAMBLAGE DES PROFILÉS CENTRAUX SO 38 ET SO 39 - SEUIL CACHÉE

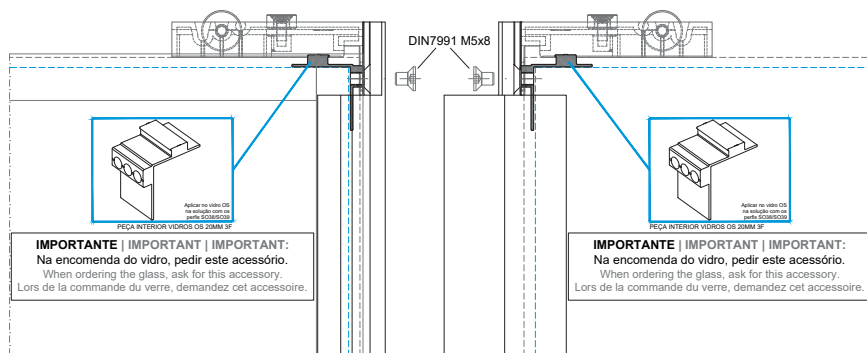
Para os perfis | For profiles | Pour profilés
SO 38 e | and | et SO 39



ZONA SUPERIOR
TOP FRAME | ZONE SUPERIEURE



PERFIS MALHETADOS | MACHINED PROFILES | PROFILÉS MÉCANISÉS

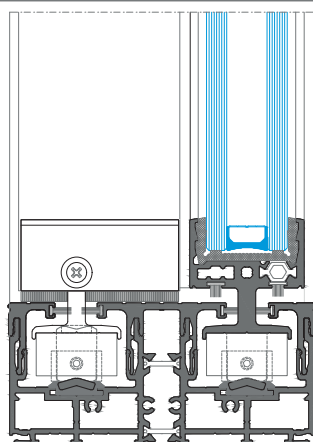


IMPORTANTE | IMPORTANT | IMPORTANT:
Na encomenda do vidro, pedir este acessório.
When ordering the glass, ask for this accessory.
Lors de la commande du verre, demandez cet accessoire.

IMPORTANTE | IMPORTANT | IMPORTANT:
Na encomenda do vidro, pedir este acessório.
When ordering the glass, ask for this accessory.
Lors de la commande du verre, demandez cet accessoire.

ZONA INFERIOR
BOTTOM FRAME | ZONE INFÉRIEURE

SOL. OCULTA
CONCEALED SILL | SEUIL CACHÉ
OS 08



IMPORTANTE | IMPORTANT | IMPORTANT:
Na encomenda do vidro, pedir este acessório.
When ordering the glass, ask for this accessory.
Lors de la commande du verre, demandez cet accessoire.

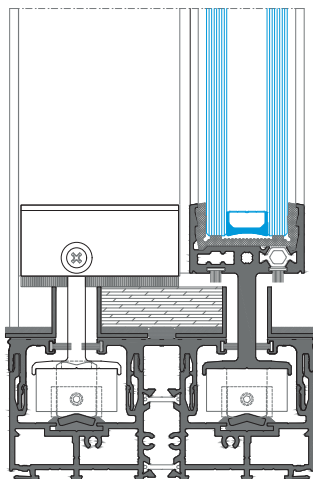
IMPORTANTE | IMPORTANT | IMPORTANT:
Na encomenda do vidro, pedir este acessório.
When ordering the glass, ask for this accessory.
Lors de la commande du verre, demandez cet accessoire.

PERFIS CORTE 90° | CUTTING POFILES 90° | PROFILÉS COUPE 90°

IMPORTANTE | IMPORTANT | IMPORTANT:
Na encomenda do vidro, pedir este acessório.
When ordering the glass, ask for this accessory.
Lors de la commande du verre, demandez cet accessoire.

IMPORTANTE | IMPORTANT | IMPORTANT:
Na encomenda do vidro, pedir este acessório.
When ordering the glass, ask for this accessory.
Lors de la commande du verre, demandez cet accessoire.

SOL. OCULTA
CONCEALED SILL | SEUIL CACHÉ
OS 18

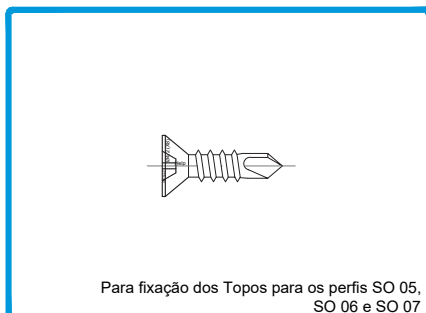


PERFIS CORTE 90° | CUTTING PROFILES 90° | PROFILÉS COUPE 90°

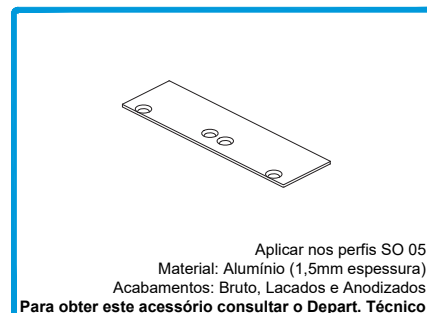
PORMENORES DE APLICAÇÃO DSO TOPOS SO 05, SO 06 E SO 07

SO 05, SO 06 AND SO 07 END-CAP APPLICATION DETAILS

DÉTAIL D'APPLICATION DES KIT D'EMBOUITS SO 05, SO 06 ET SO 07

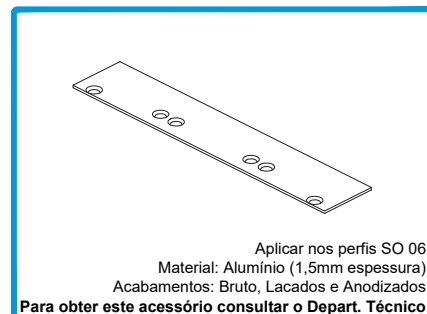
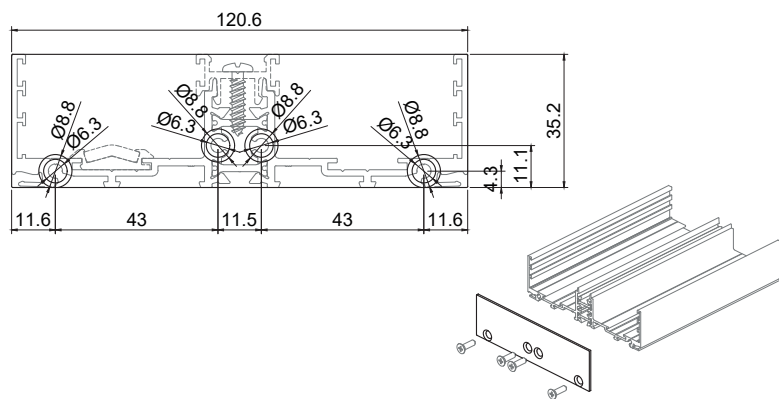


290051 PAR. AUTO-PERF. CX 4,2x13 A2



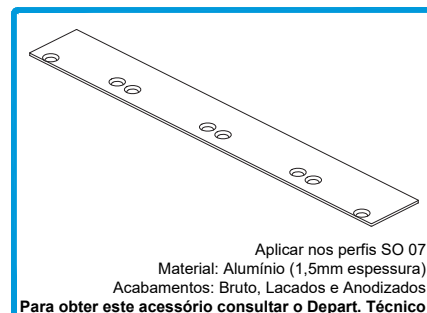
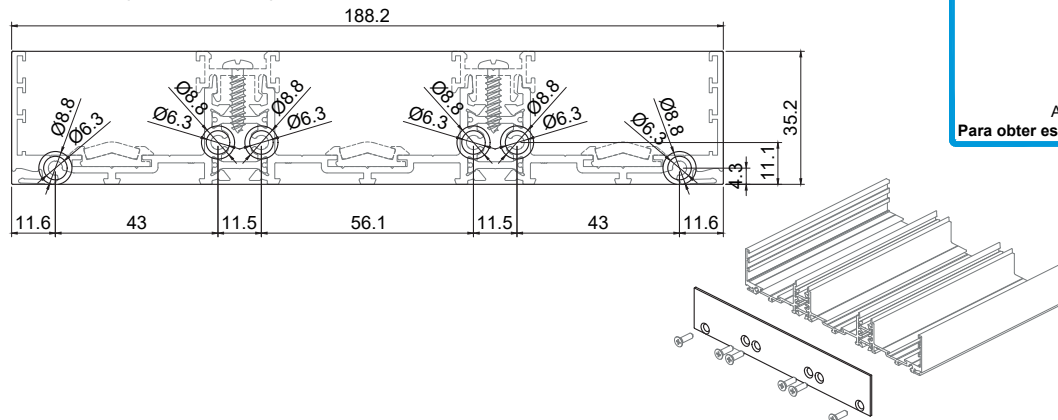
TOPO PARA SO 05

Topo para | End-cap for | Embout pour SO 05



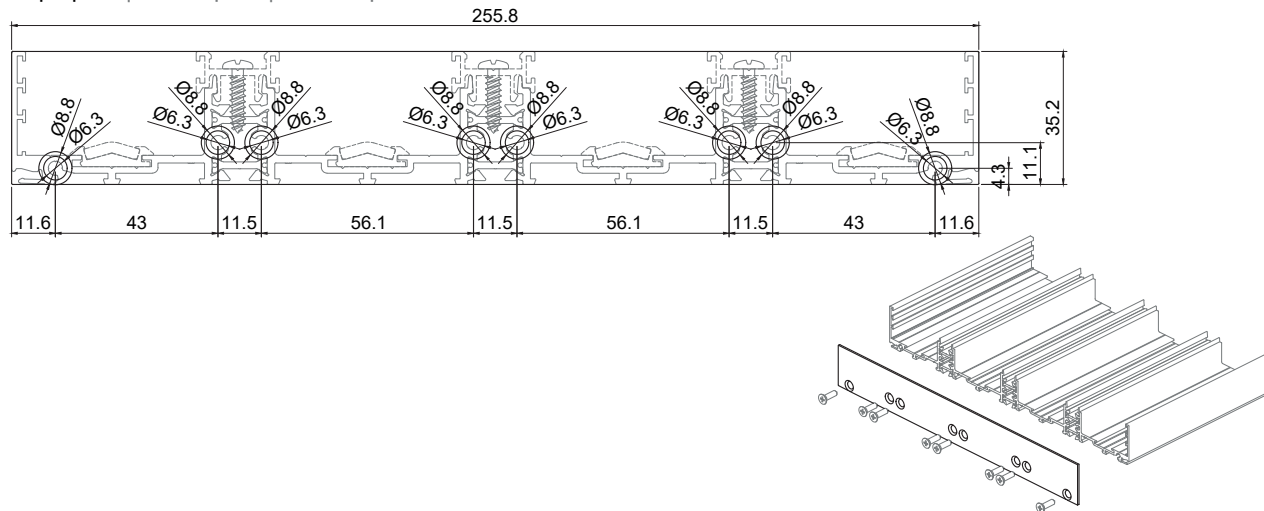
TOPO PARA SO 06

Topo para | End-cap for | Embout pour SO 06



TOPO PARA SO 07

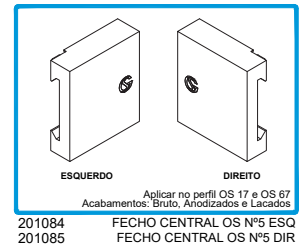
Topo para | End-cap for | Embout pour SO 07



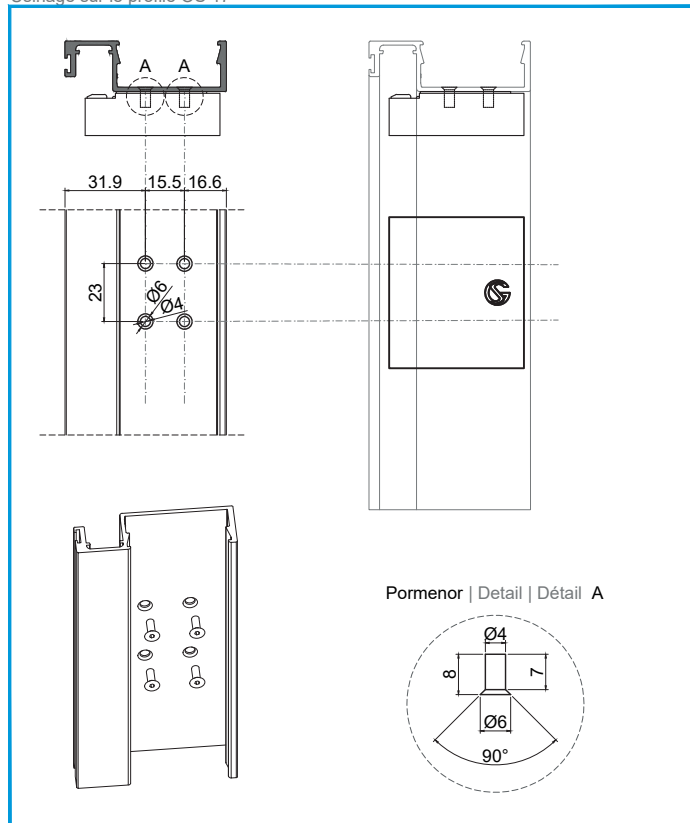
PORMENORES DE MONTAGEM DO FECHO CENTRAL OS Nº5

CENTRAL LOCK OS Nº5 ASSEMBLY DETAIL

DÉTAIL D'ASSEMBLAGE DE SERRURE CENTRAL OS Nº5

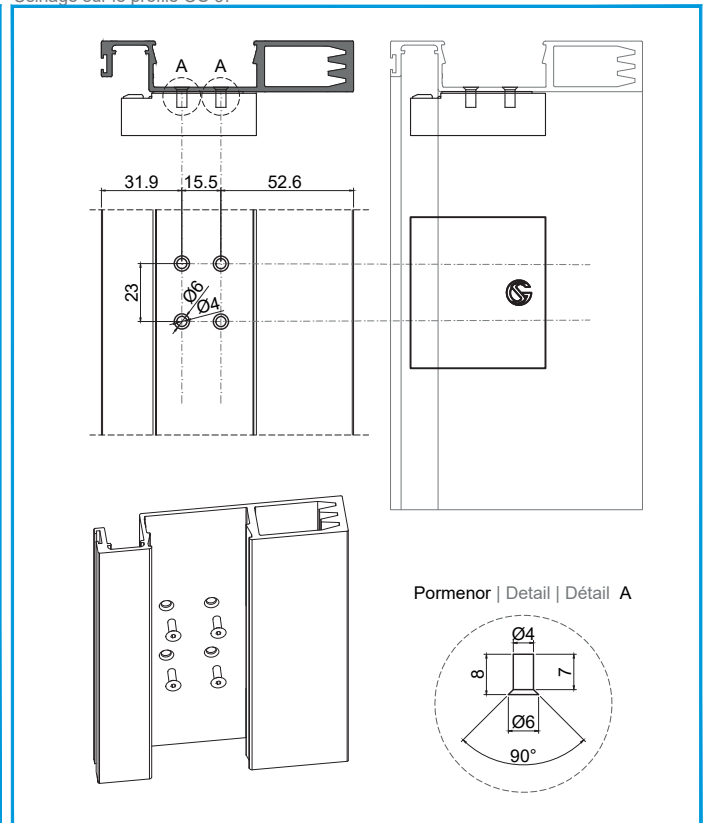


Maquinações no perfil OS 17
Machining on OS 17 profile
Usinage sur le profilé OS 17



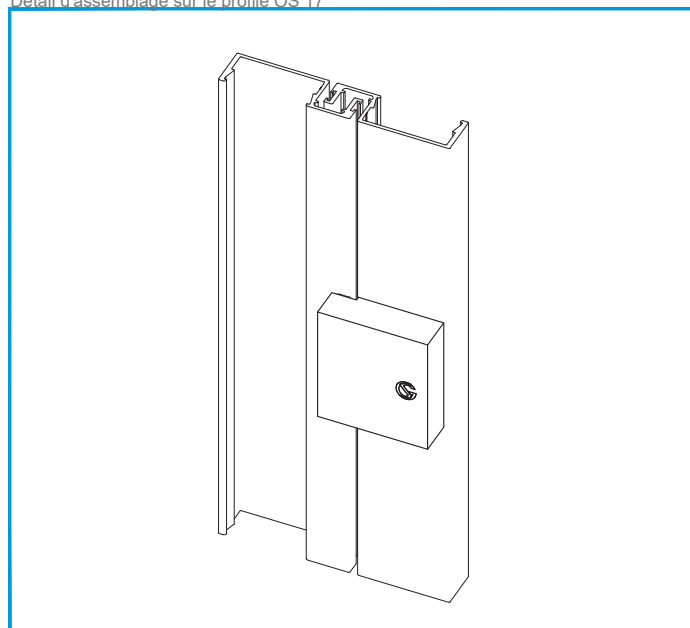
Pormenor | Detail | Détail A

Maquinações no perfil OS 67
Machining on OS 67 profile
Usinage sur le profilé OS 67

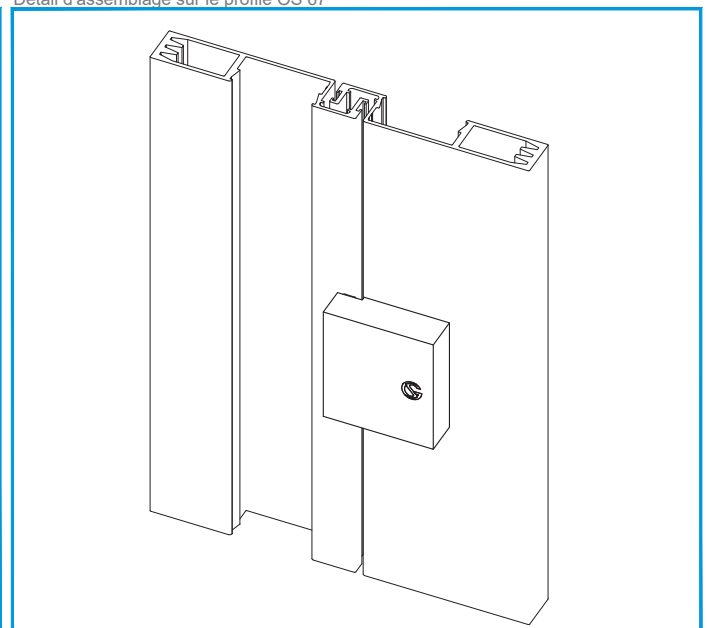


Pormenor | Detail | Détail A

Pormenor de montagem no perfil OS 17
Assembly detail on OS 17 profile
Détail d'assemblage sur le profilé OS 17



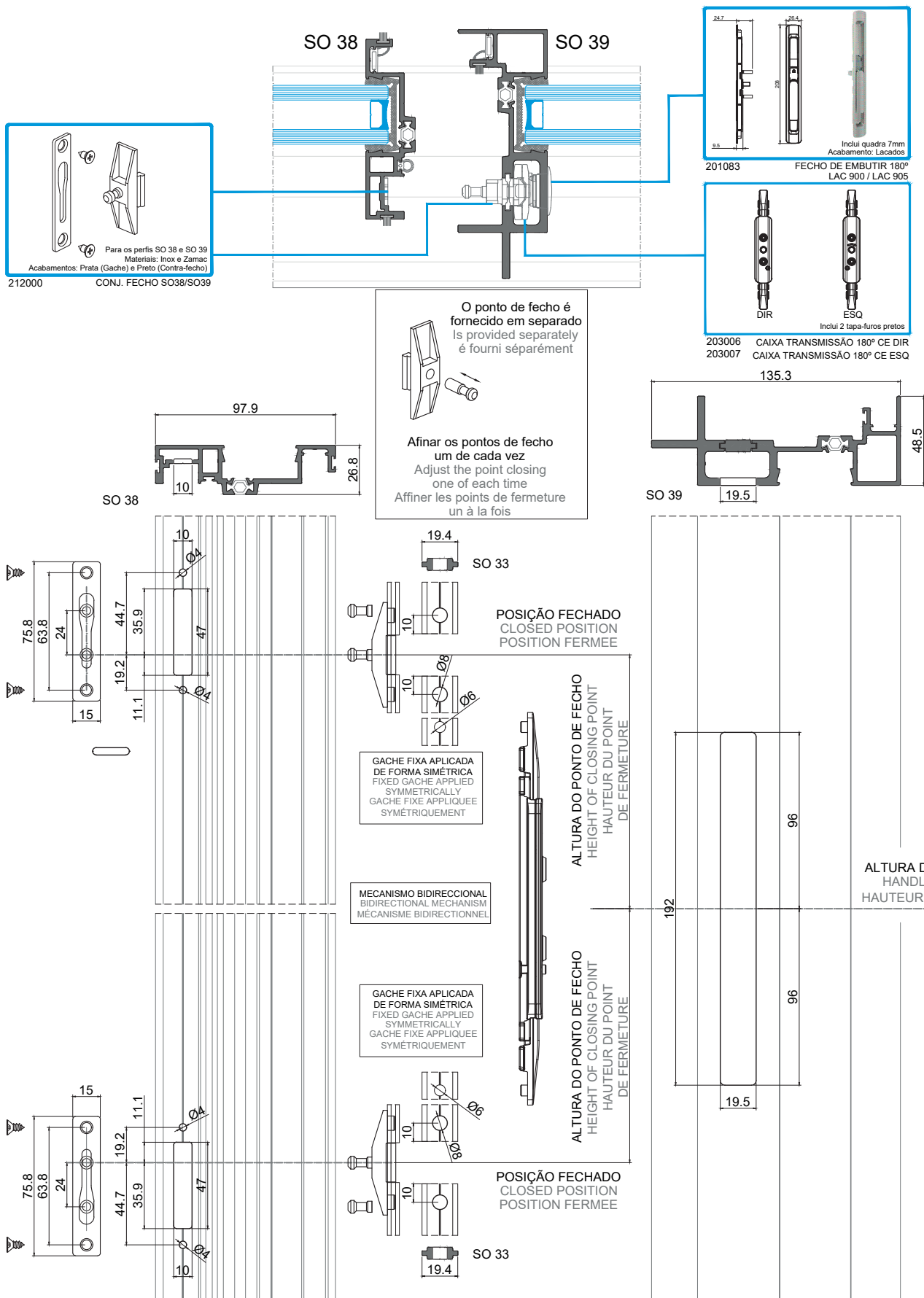
Pormenor de montagem no perfil OS 67
Assembly detail on OS 67 profile
Détail d'assemblage sur le profilé OS 67



APLICAÇÃO DO FECHO, GACHES E CAIXA DE TRANSMISSÃO BIDIRECCIONAL

LOCK DEVICES APPLICATION BIDIRECCIONAL

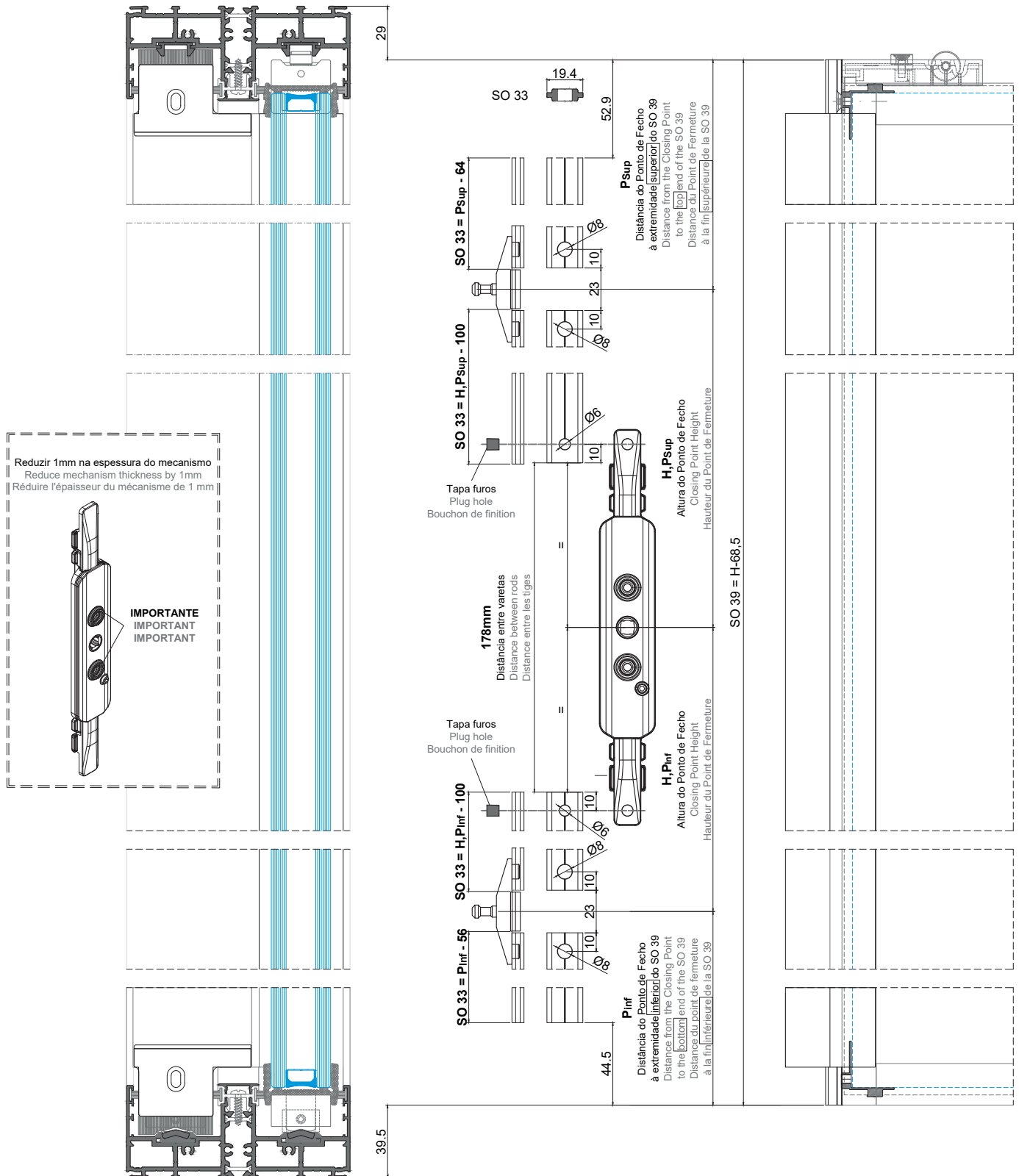
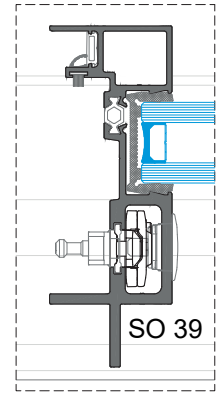
APPLICATION DE DISPOSITIFS DE FERMETURE BIDIRECTIONNEL



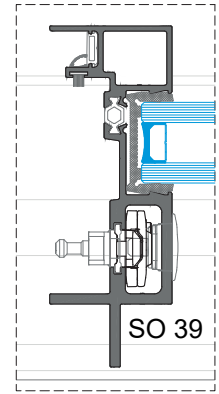
MEDIDA DE CORTE SO 33 - SOLEIRA TRADICIONAL

CUTTING MEASURE SO 33 - CLASSIC SILL

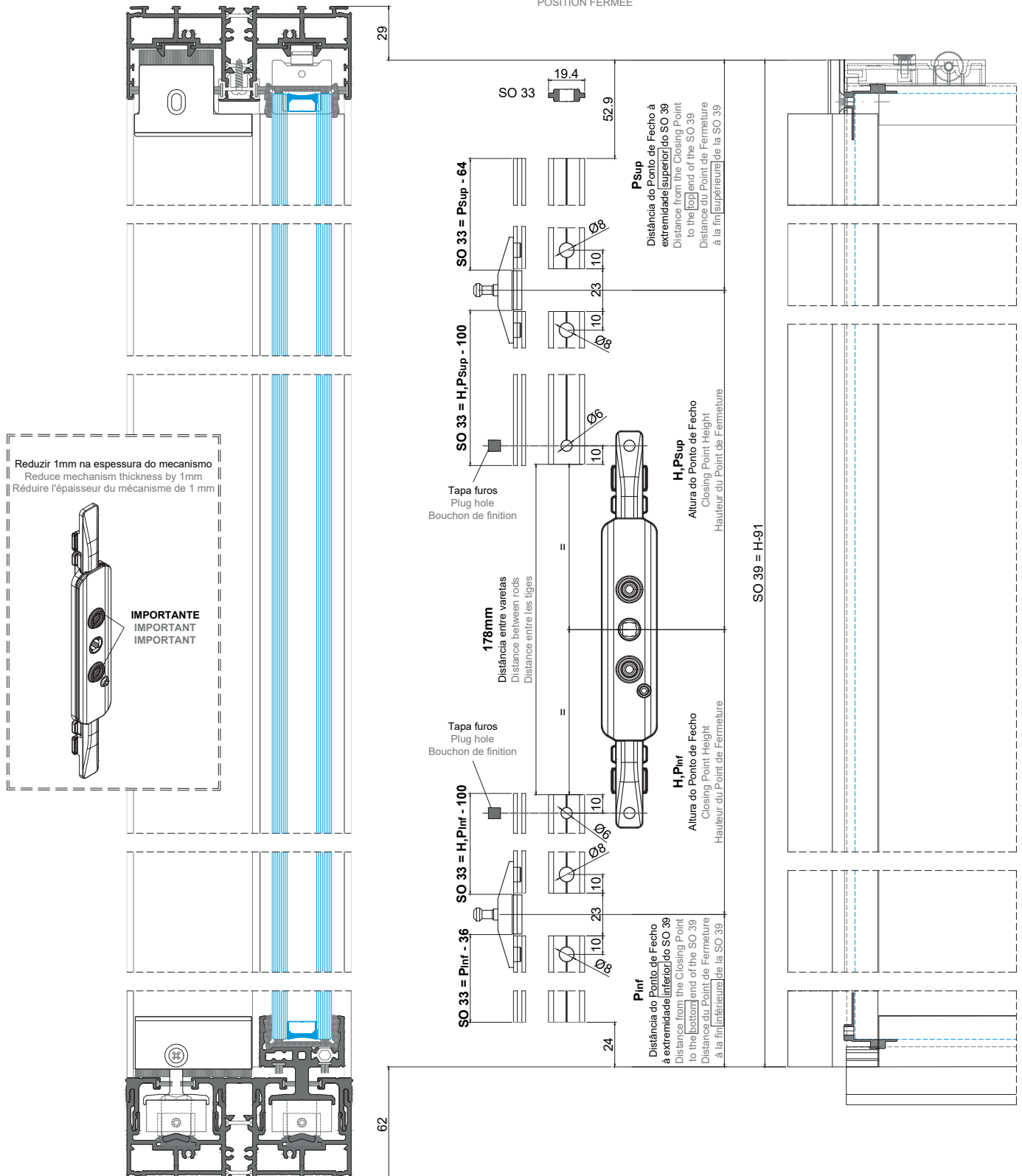
MESURE DE COUPE SO 33 - SEUIL CLASSIQUE



MEDIDA DE CORTE SO 33 - SOLEIRA OCULTA OS 08
CUTTING MEASURE SO 33 - CONCEALED SILL OS 08
MESURE DE COUPE SO 33 - SEUIL CACHÉ OS 08



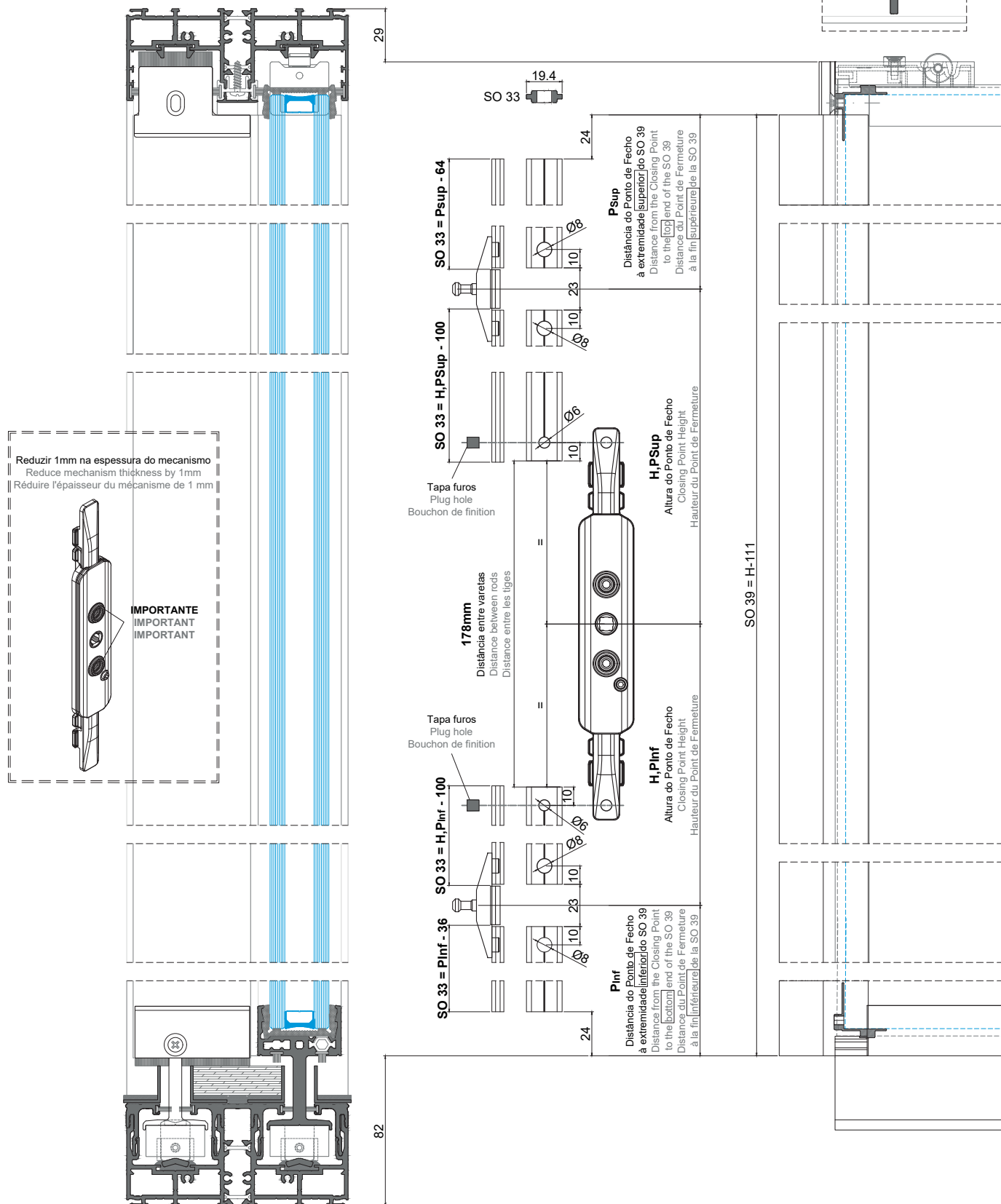
POSIÇÃO FECHADO
CLOSED POSITION
POSITION FERMÉE



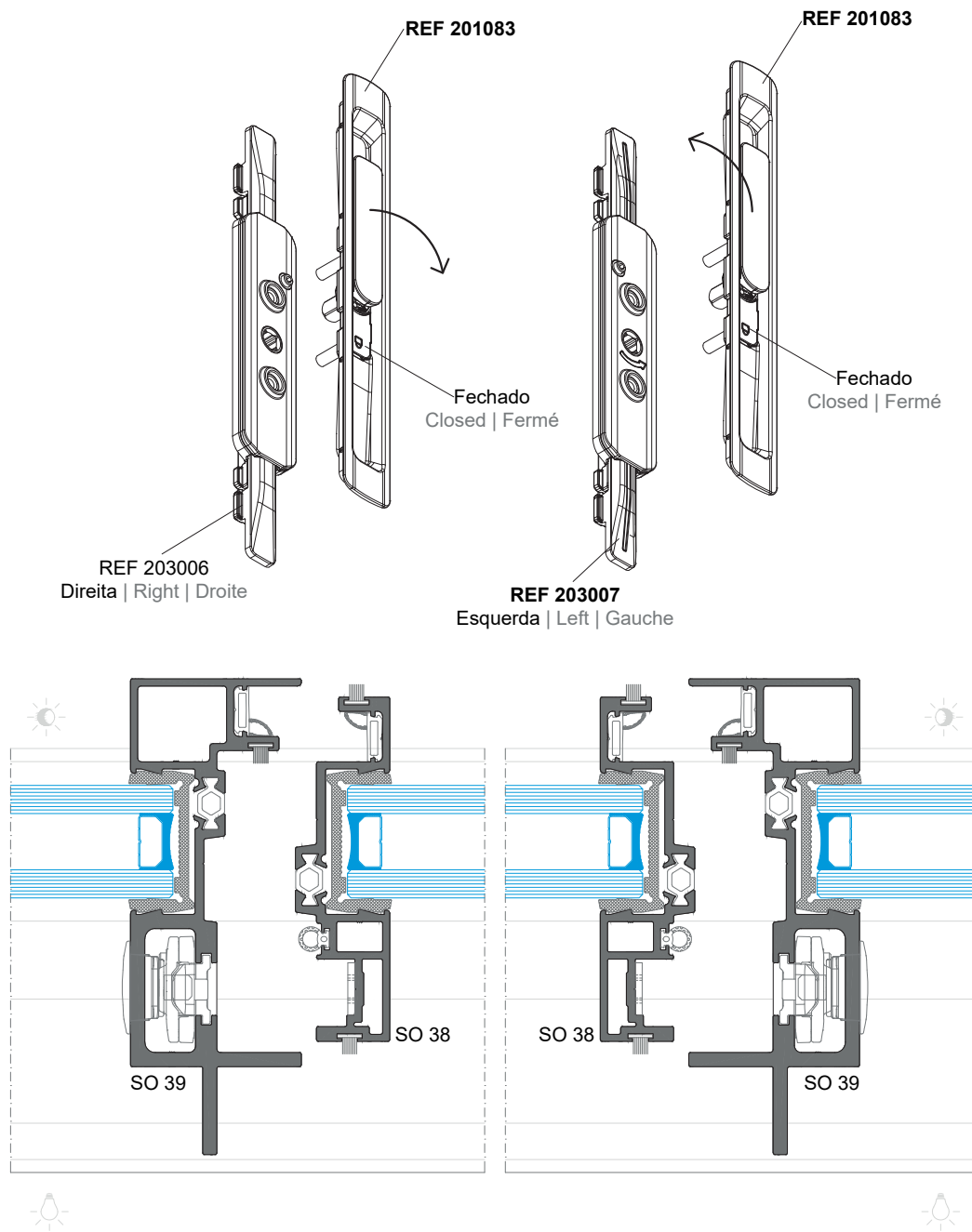
MEDIDA DE CORTE SO 33 - SOLEIRA OCULTA OS 18

CUTTING MEASURE SO 33 - CONCEALED SILL OS 18

MESURE DE COUPE SO 33 - SEUIL CACHÉ OS 18



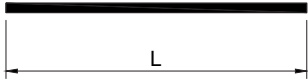
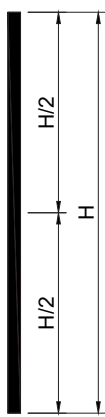
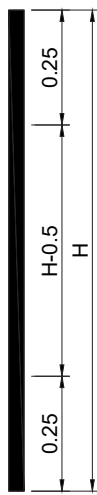
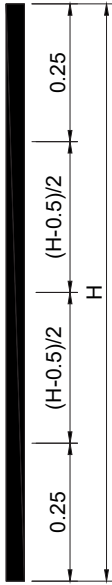
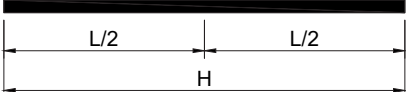
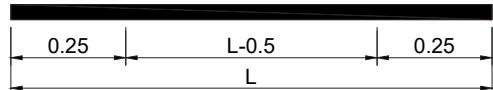
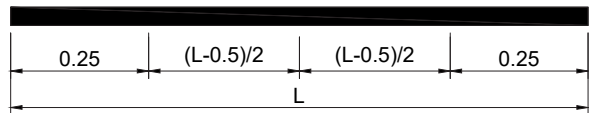
ESQUEMA DAS CAIXAS DE TRANSMISSÃO DIRT. E ESQ.
RIGHT AND LEFT GEAR BOX SCHEME
SCHÉMA DES BOÎTE DE TRANSMISSION DROITE ET GAUCHE



FIXAÇÃO DOS CAIXILHOS EM OBRA

FRAMES FIXING

FIXATION DES CHÂSSIS

<p>$L \leq 0,90 \text{ m}$</p> 	<p>$H \leq 0,65\text{m}$</p> 	<p>$0,65\text{m} < H \leq 1,45\text{m}$</p> 	<p>$1,45\text{m} < H \leq 2,45\text{m}$</p> 
<p>Nenhuma fixação No fixations Pas des fixations</p>	<p>1 Fixação 1 Fixation 1 Fixation</p>	<p>2 Fixações 2 Fixations 2 Fixations</p>	<p>3 Fixações 3 Fixations 3 Fixations</p>
<p>$0,90 < L \leq 1,60 \text{ m}$</p> 			
<p>1 Fixação 1 Fixation 1 Fixation</p>			
<p>$1,60 < L \leq 2,40 \text{ m}$</p> 			
<p>2 Fixações 2 Fixations 2 Fixations</p>			
<p>$2,40 < L \leq 3,20 \text{ m}$</p> 			
<p>3 Fixações 3 Fixations 3 Fixations</p>			
<p>$L > 3,20\text{m}$</p>			
<p>1 Fixação a mais por cada trecho suplementar de 0,8m 1 Extra fixation for each additional section of 0,8m 1 Fixation plus pour chaque section supplémentaire de 0,8m</p>			

VIII

PRÉ-AROS
PRE-FRAMES | PRÉ-CADRES

RELAÇÃO DE PERFIS PRÉ-AROS

PRE-FRAME PROFILES LIST

LISTE DES PROFILÉS PRÉ-CADRES

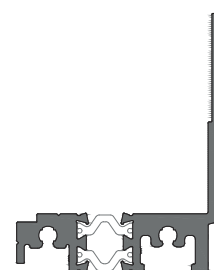
SO 89

(bite)
(bead | parclose)



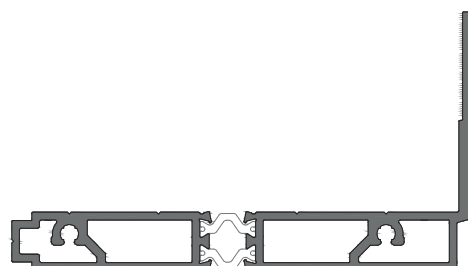
SO 98

pré-aro 1 rail
1 rail pre-frame profile | profilé pré-cadres 1 rail



SO 90

(pré-aro 2 rail)
(2 rail pre-frame profile | profilé pré-cadres 2 rail)



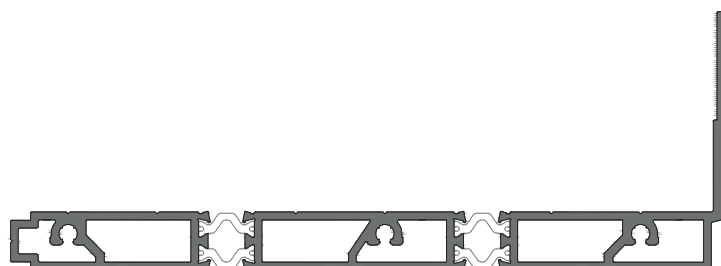
SO 91

(pré-aro 2 rail)
(2 rail pre-frame profile | profilé pré-cadres 2 rail)



SO 92

(pré-aro 3 rail)
(3 rail pre-frame profile | profilé pré-cadres 3 rail)



SO 93

(pré-aro 3 rail)
(3 rail pre-frame profile | profilé pré-cadres 3 rail)



RELAÇÃO DE PERFIS SOLEIRA

SILLS PROFILES LIST

LISTE DES PROFILÉS DE SEUILS

SO 80

(soleira 1-rail para caleira)

(1-rail sill for drainage gutter | seuil 1-rail pour gouttière de sol)



SO 82

(soleira 2-rail para caleira)

(2-rail sill for drainage gutter | seuil 2-rail pour gouttière de sol)



SO 84

(soleira 3-rail para caleira)

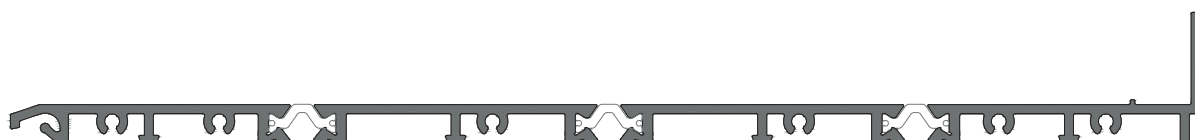
(3-rail sill for drainage gutter | seuil 3-rail pour gouttière de sol)



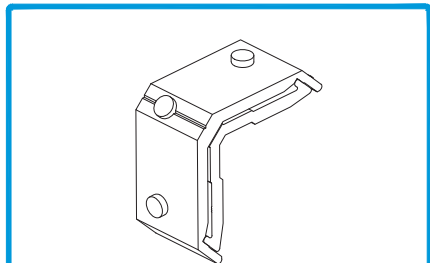
SO 83

(soleira 4-rail para caleira)

(4-rail sill for drainage gutter | seuil 4-rail pour gouttière de sol)



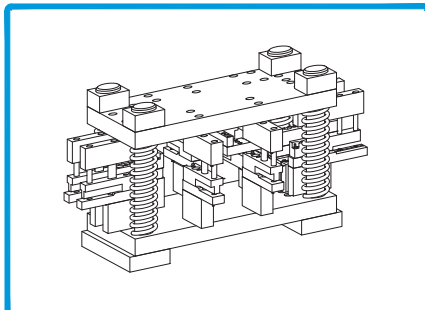
ACESSÓRIOS
ACCESSORIES
ACCESSOIRES



Para os perfis SO 11, SO 12, SO 13, SO 21, SO 22,
SO 23, SO 90, SO 91, SO 92, SO 93, SO 68 e SO 69

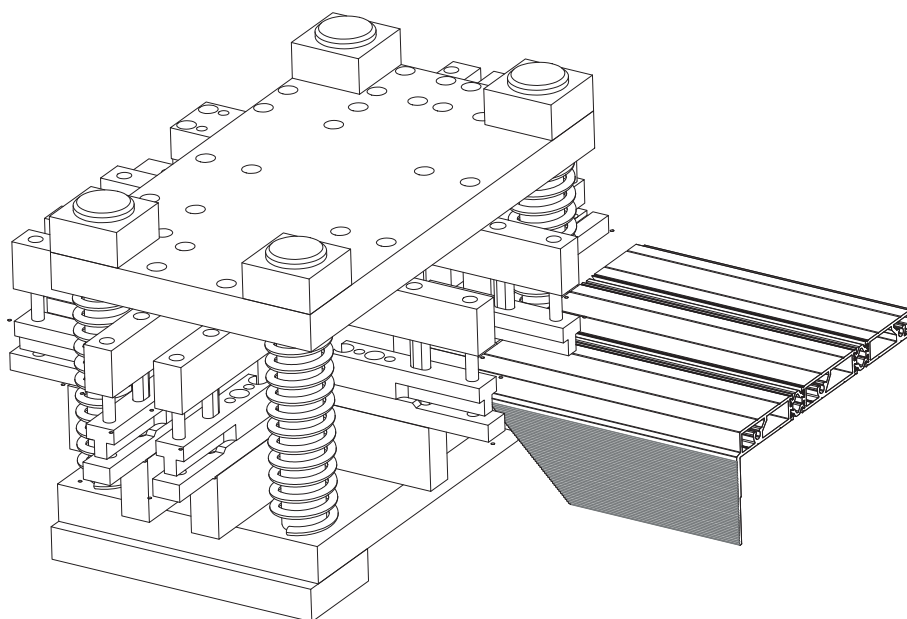
205172

ESQUADRO 18-2210-D



408175

CORTANTE ESQUADROS OS Nº2



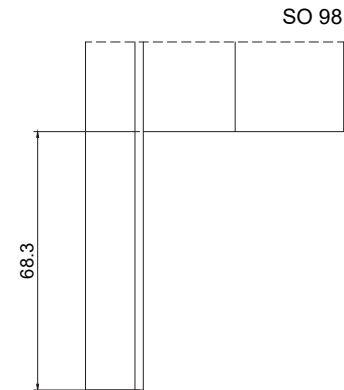
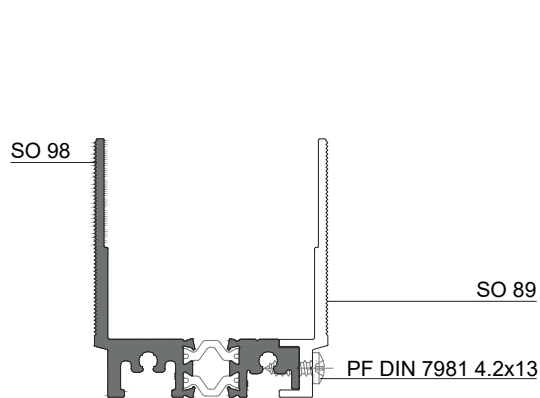
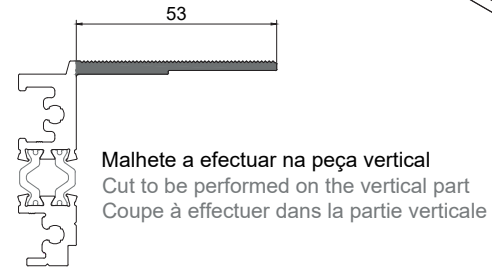
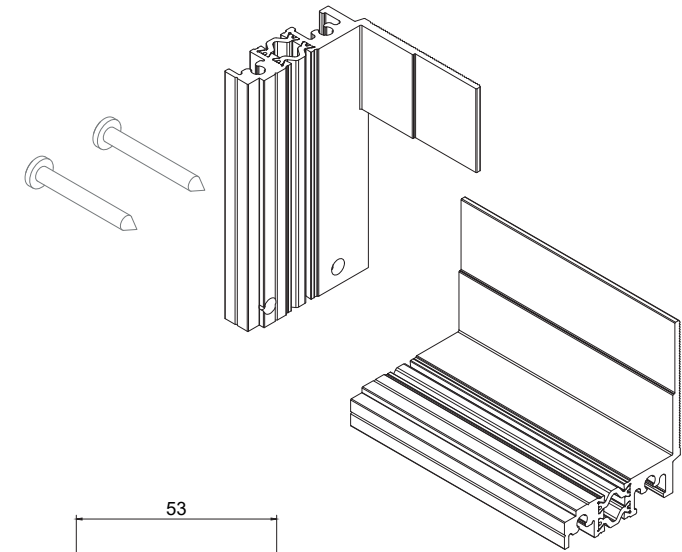
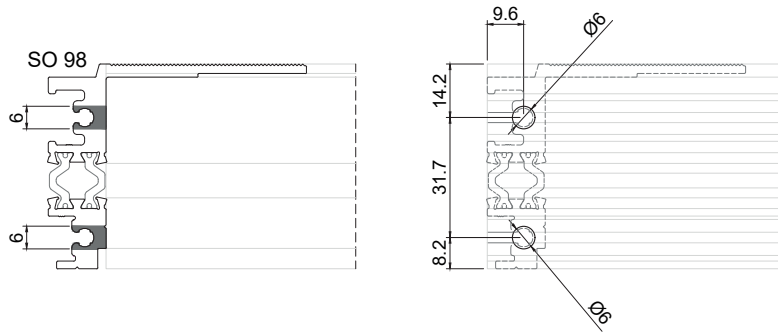
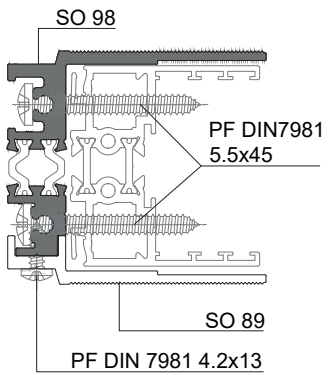
CORTANTE ESQUADROS OS Nº2
N. 2 OS CORNER CLEATS PUNCHING TOOL
POINÇON ÉQUERRES OS N.2

APLICAÇÃO DE PRÉ AROS - 1-RAIL

PRE-FRAMES APPLICATION - 1-RAIL | APPLICATION DES PRÉ-CADRES - 1-RAIL

APLICAÇÃO PERIMETRAL

PERIMETER APPLICATION | APPLICATION PÉRIMÉTRALE

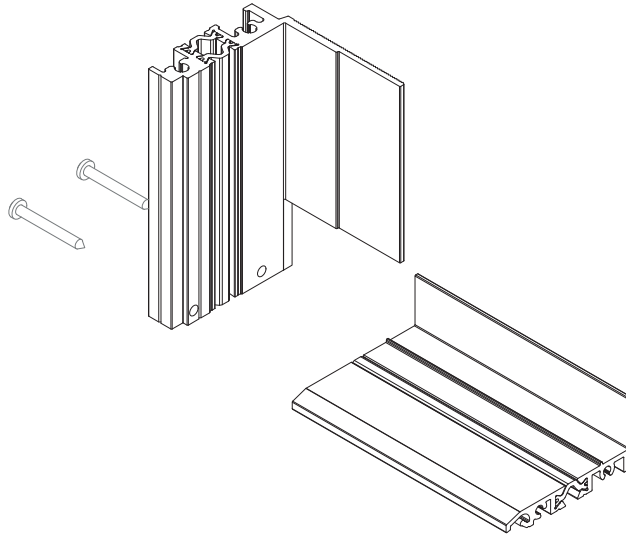


APLICAÇÃO DE PRÉ AROS - 1-RAIL

PRE-FRAMES APPLICATION - 1-RAIL | APPLICATION DES PRÉ-CADRES - 1-RAIL

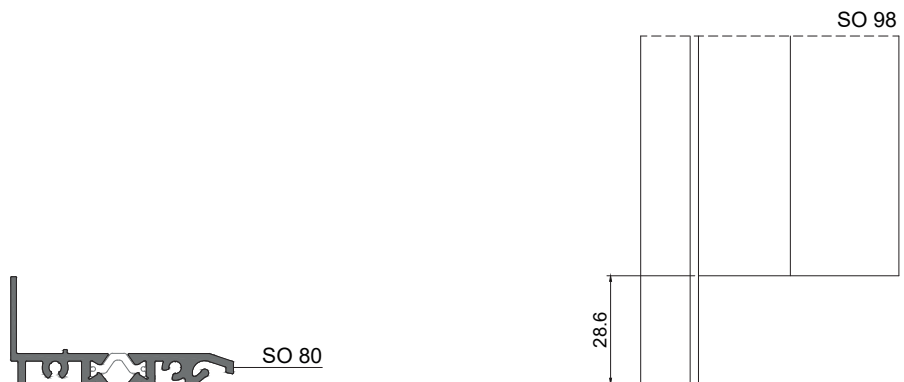
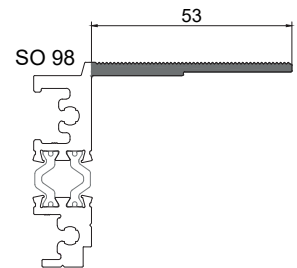
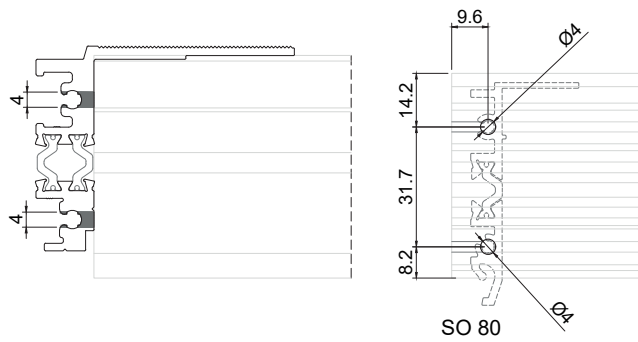
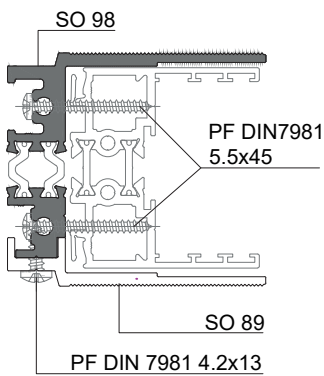
APLICAÇÃO PRÉ-ARO NAS LATERAIS + PERFIL DE SOLEIRA

PRE-FRAMES ON LATERALS + SILL PROFILE APPLICATION | PRÉ-CADRES DANS LES LATÉRAUX + PROFILÉ DE SEUIL



Malhete a efectuar na peça vertical

Cut to be performed on the vertical part
Coupe à effectuer dans la partie verticale

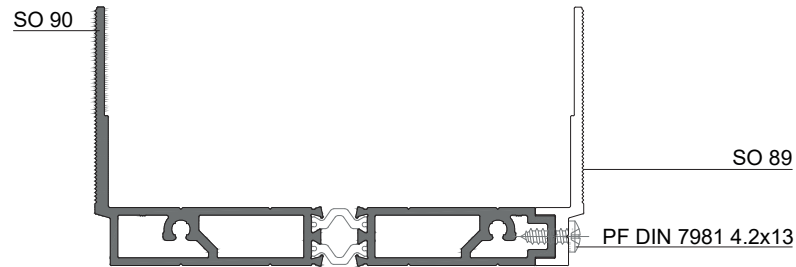
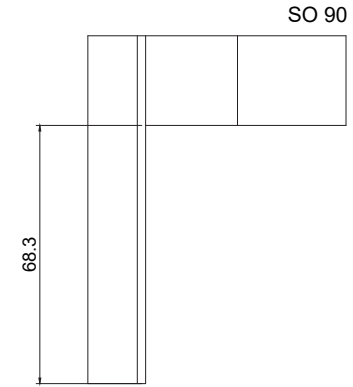
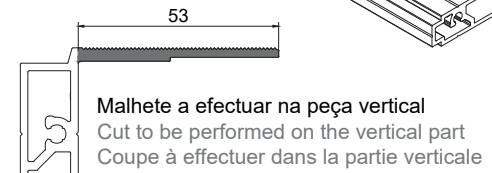
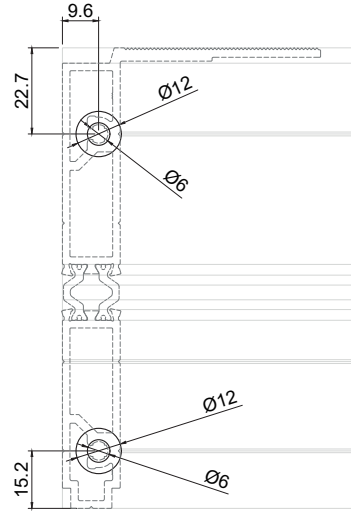
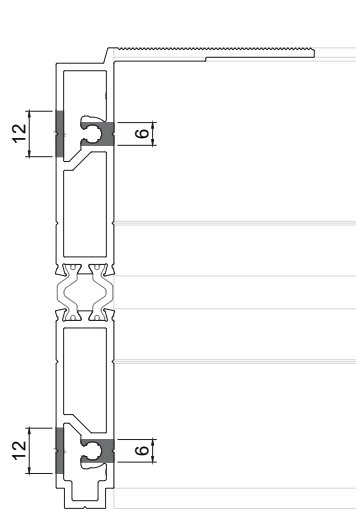
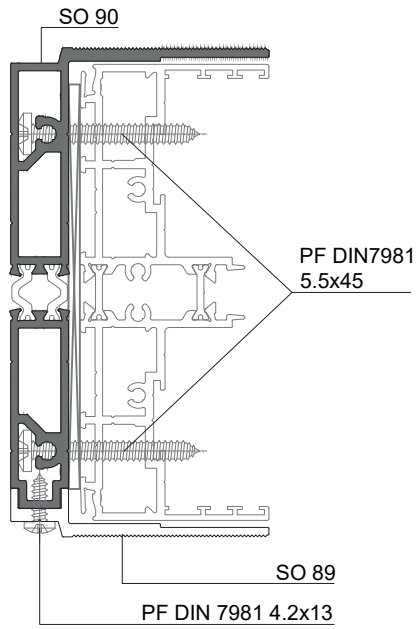
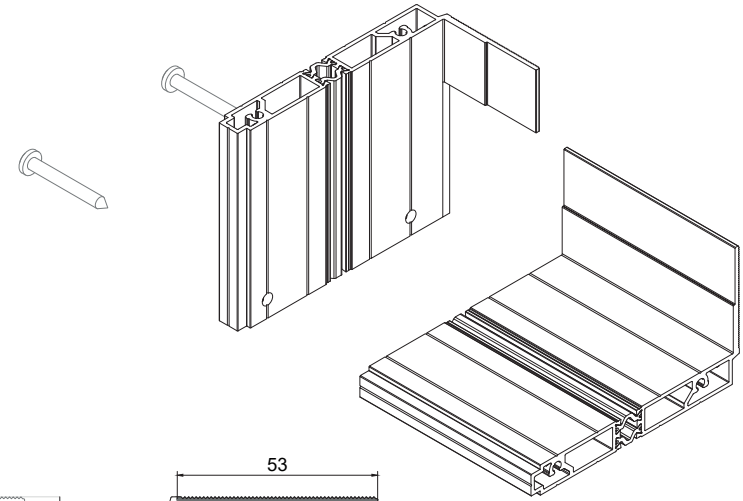


APLICAÇÃO DE PRÉ AROS - 2-RAIL

PRE-FRAMES APPLICATION - 2-RAIL | APPLICATION DES PRÉ-CADRES - 2-RAIL

LIGAÇÃO A 90° COM MALHETE NA PEÇA VERTICAL

90° CONNECTION WITH CUT ON THE VERTICAL PART | LIAISON À 90° AVEC CUP DANS LA PARTIE VERTICALE

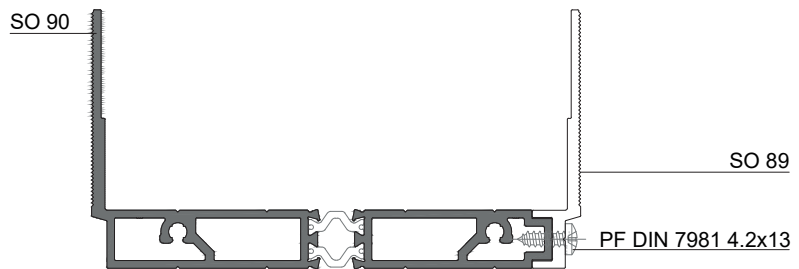
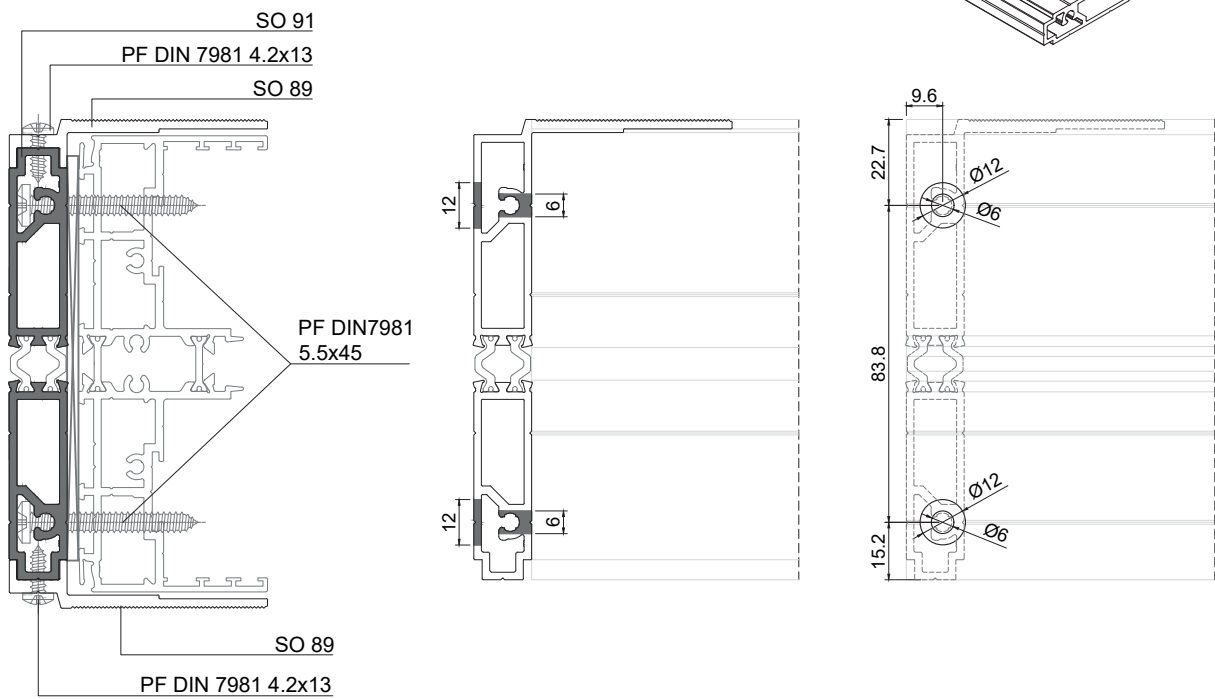
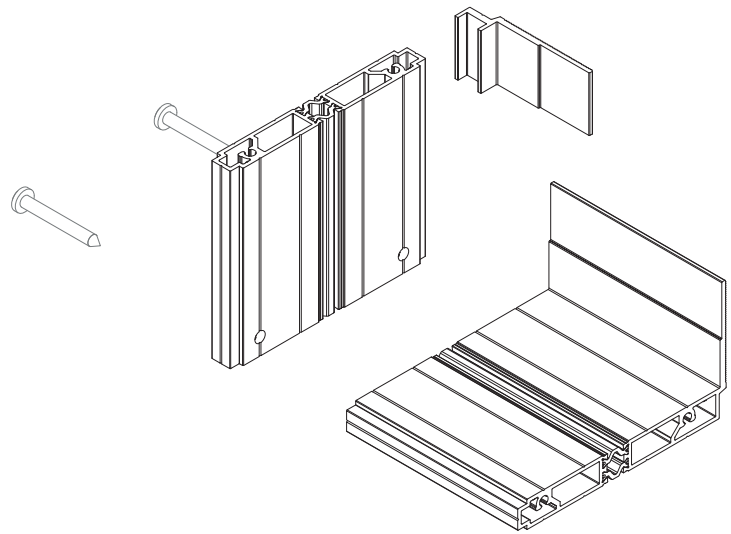


APLICAÇÃO DE PRÉ AROS - 2-RAIL

PRE-FRAMES APPLICATION - 2-RAIL | APPLICATION DES PRÉ-CADRES - 2-RAIL

LIGAÇÃO A 90° SEM MALHETE

90° CONNECTION WITHOUT CUTS | LIAISON À 90° SANS CUPS

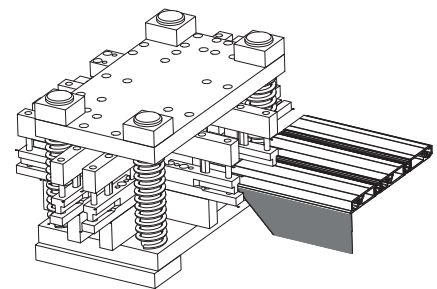
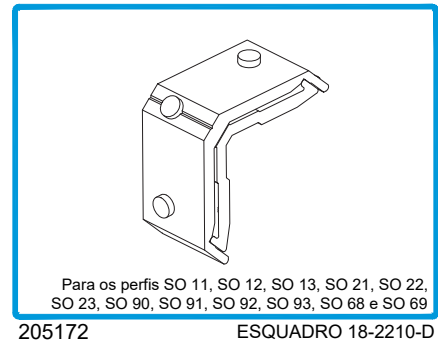
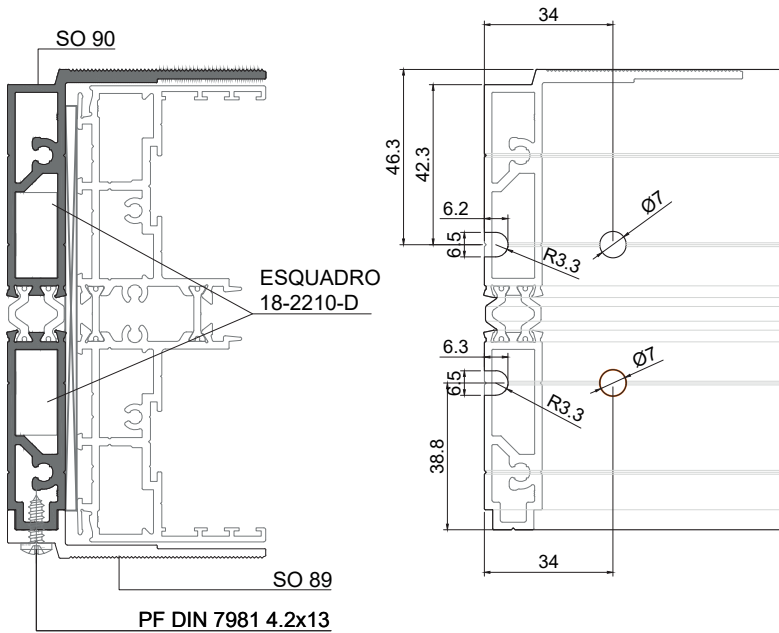
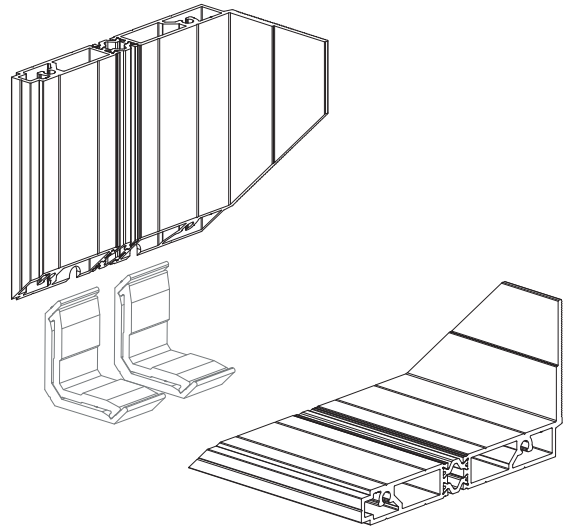


APLICAÇÃO DE PRÉ AROS - 2-RAIL

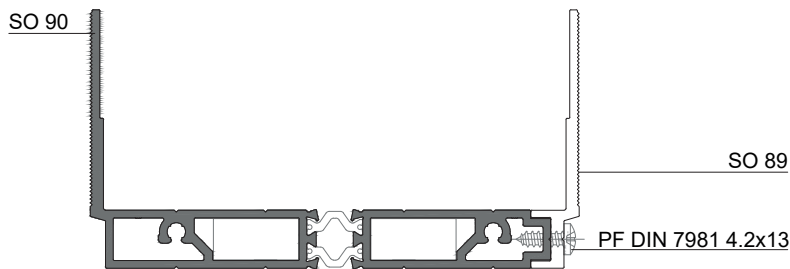
PRE-FRAMES APPLICATION - 2-RAIL | APPLICATION DES PRÉ-CADRES - 2-RAIL

LIGAÇÃO A 45° COM ESQUADRO

45° CONNECTION WITH CORNER CLEATS | LIAISON À 45° AVEC EQUÉRRES



CORTANTE ESQUADROS OS Nº2
N. 2 OS CORNER CLEATS PUNCHING TOOL
POINÇON ÉQUERRES OS N.2

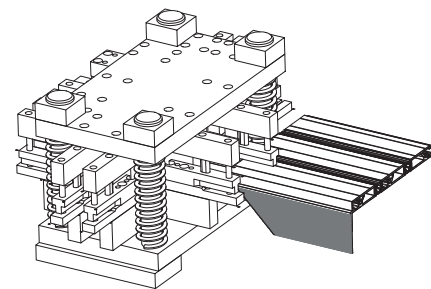
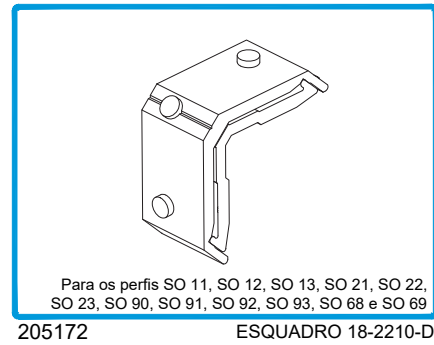
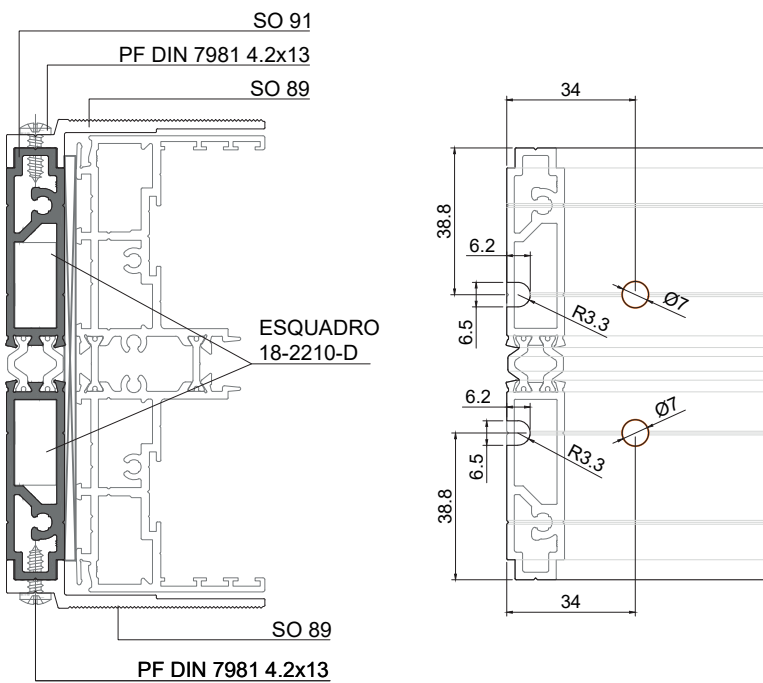
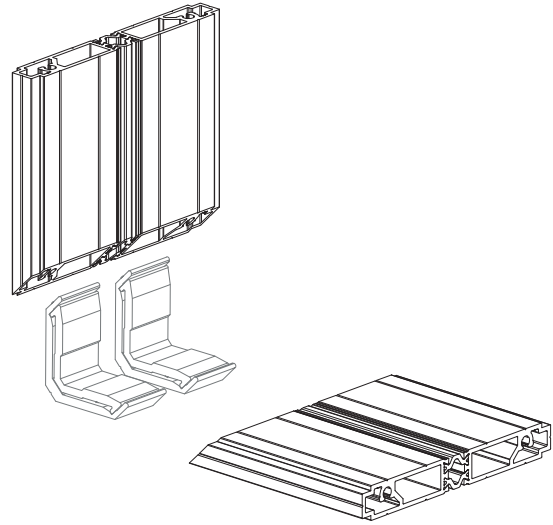


APLICAÇÃO DE PRÉ AROS - 2-RAIL

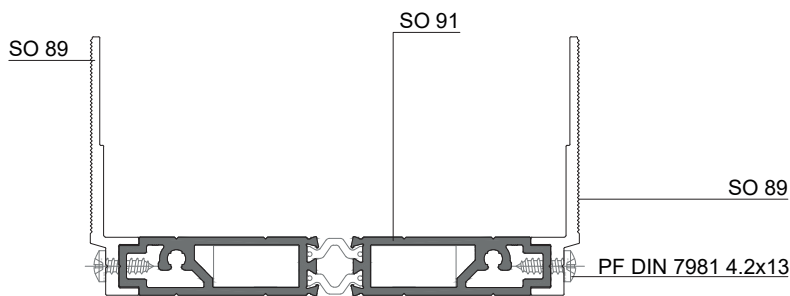
PRE-FRAMES APPLICATION - 2-RAIL | APPLICATION DES PRÉ-CADRES - 2-RAIL

LIGAÇÃO A 45° COM ESQUADRO

45° CONNECTION WITH CORNER CLEATS | LIAISON À 45° AVEC EQUÉRRES



CORTANTE ESQUADROS OS Nº2
N. 2 OS CORNER CLEATS PUNCHING TOOL
POINÇON ÉQUERRES OS N.2

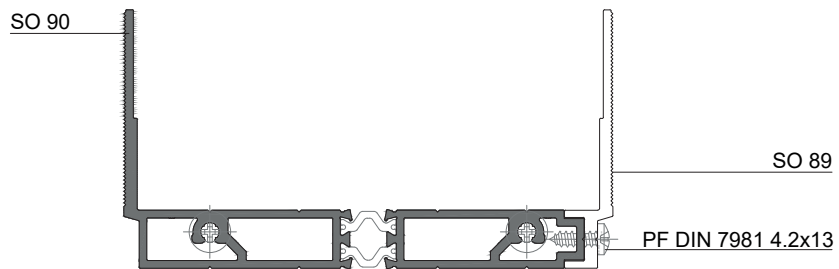
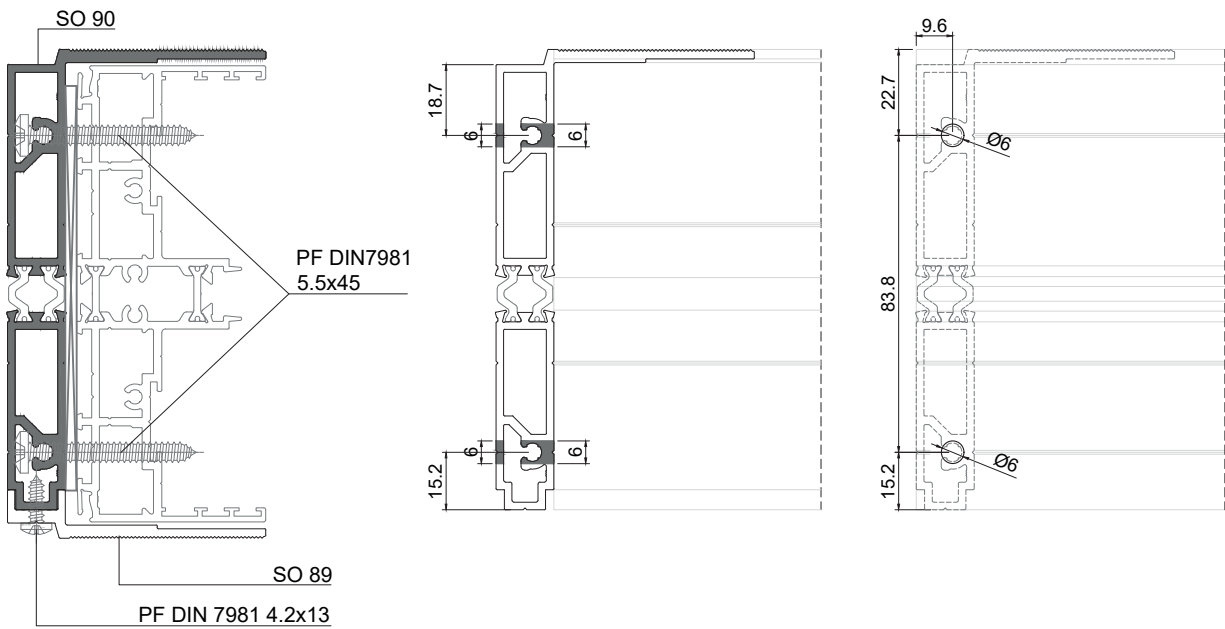
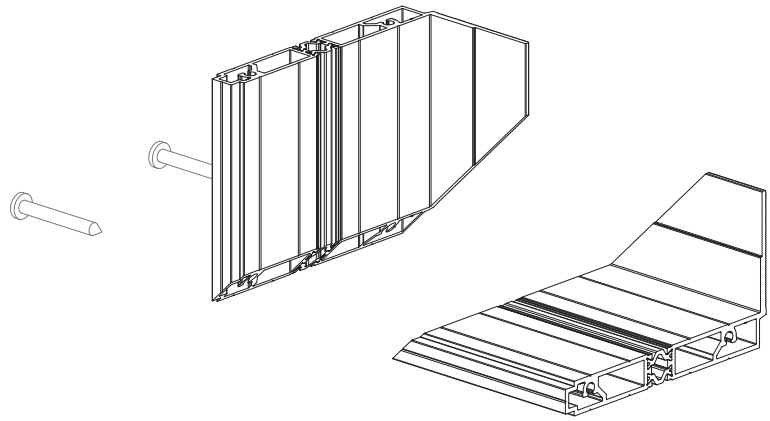


APLICAÇÃO DE PRÉ AROS - 2-RAIL

PRE-FRAMES APPLICATION - 2-RAIL | APPLICATION DES PRÉ-CADRES - 2-RAIL

LIGAÇÃO A 45° COM PARAFUSOS

45° CONNECTION WITH SCREWS | LIAISON À 45° AVEC VIS

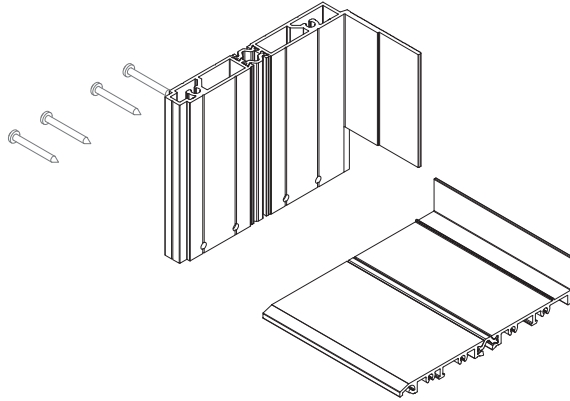


APLICAÇÃO DE PRÉ AROS - 2-RAIL

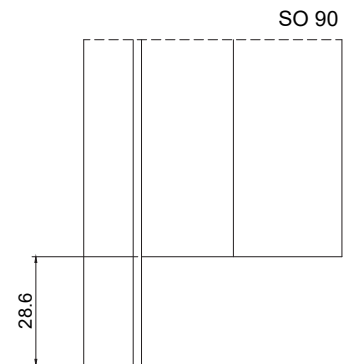
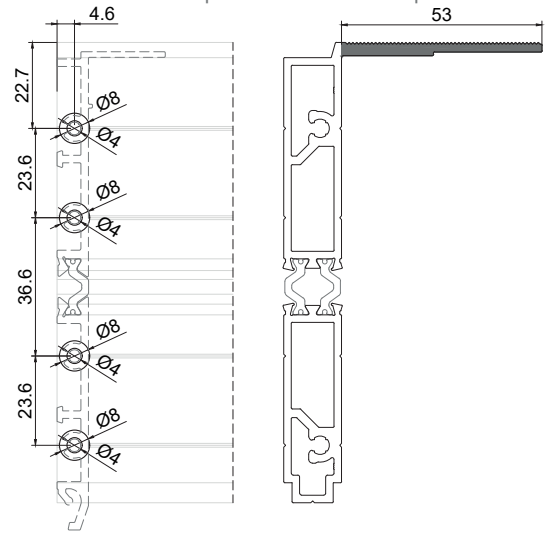
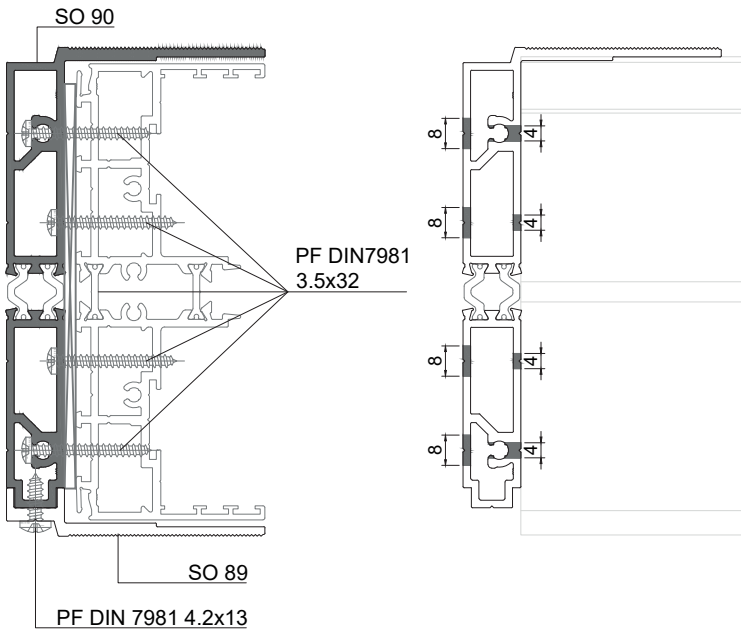
PRE-FRAMES APPLICATION - 2-RAIL | APPLICATION DES PRÉ-CADRES - 2-RAIL

APLICAÇÃO PRÉ-ARO EMALHETADO NAS LATERAIS + PERFIL DE SOLEIRA

CUTED PRE-FRAMES ON LATERALS + SILL PROFILE APPLICATION | PRÉ-CADRES COUPÉS DANS LES LATÉRAUX + PROFILÉ DE SEUIL



Malhete a efectuar na peça vertical
Cut to be performed on the vertical part
Coupe à effectuer dans la partie verticale

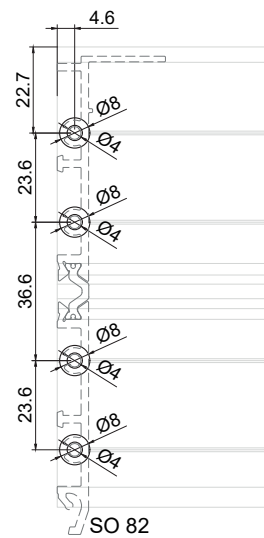
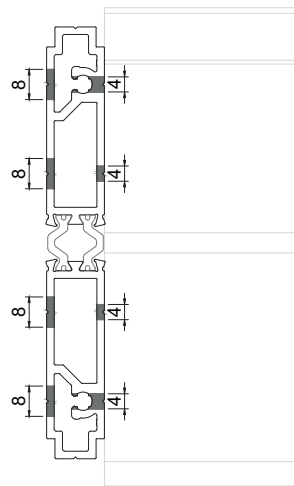
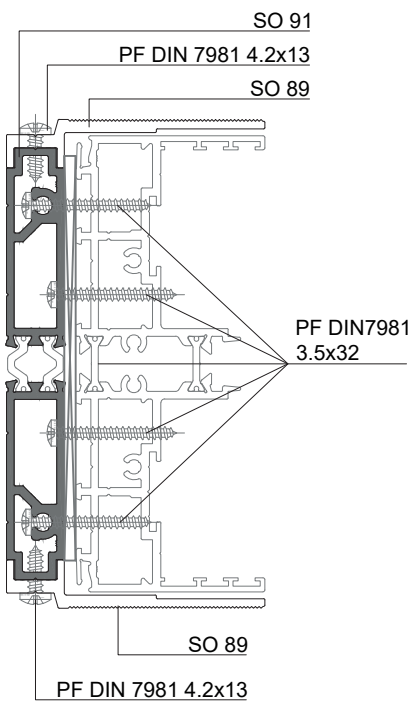
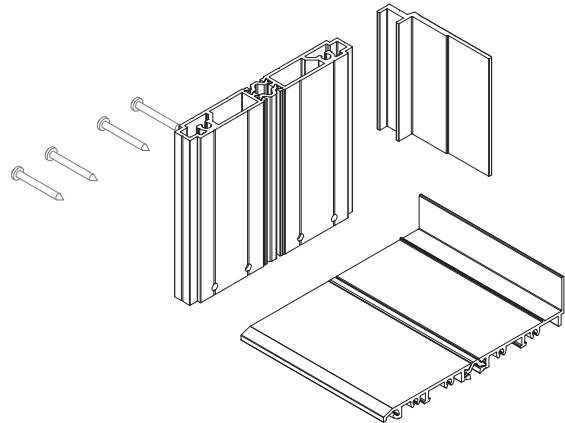


APLICAÇÃO DE PRÉ AROS - 2-RAIL

PRE-FRAMES APPLICATION - 2-RAIL | APPLICATION DES PRÉ-CADRES - 2-RAIL

LIGAÇÃO A 90° SEM MALHETE + PERFIL DE SOLEIRA

90° CONNECTION WITHOUT CUTS + SILL PROFILE APPLICATION | LIAISON À 90° SANS CUPS + PROFILÉ DE SEUIL

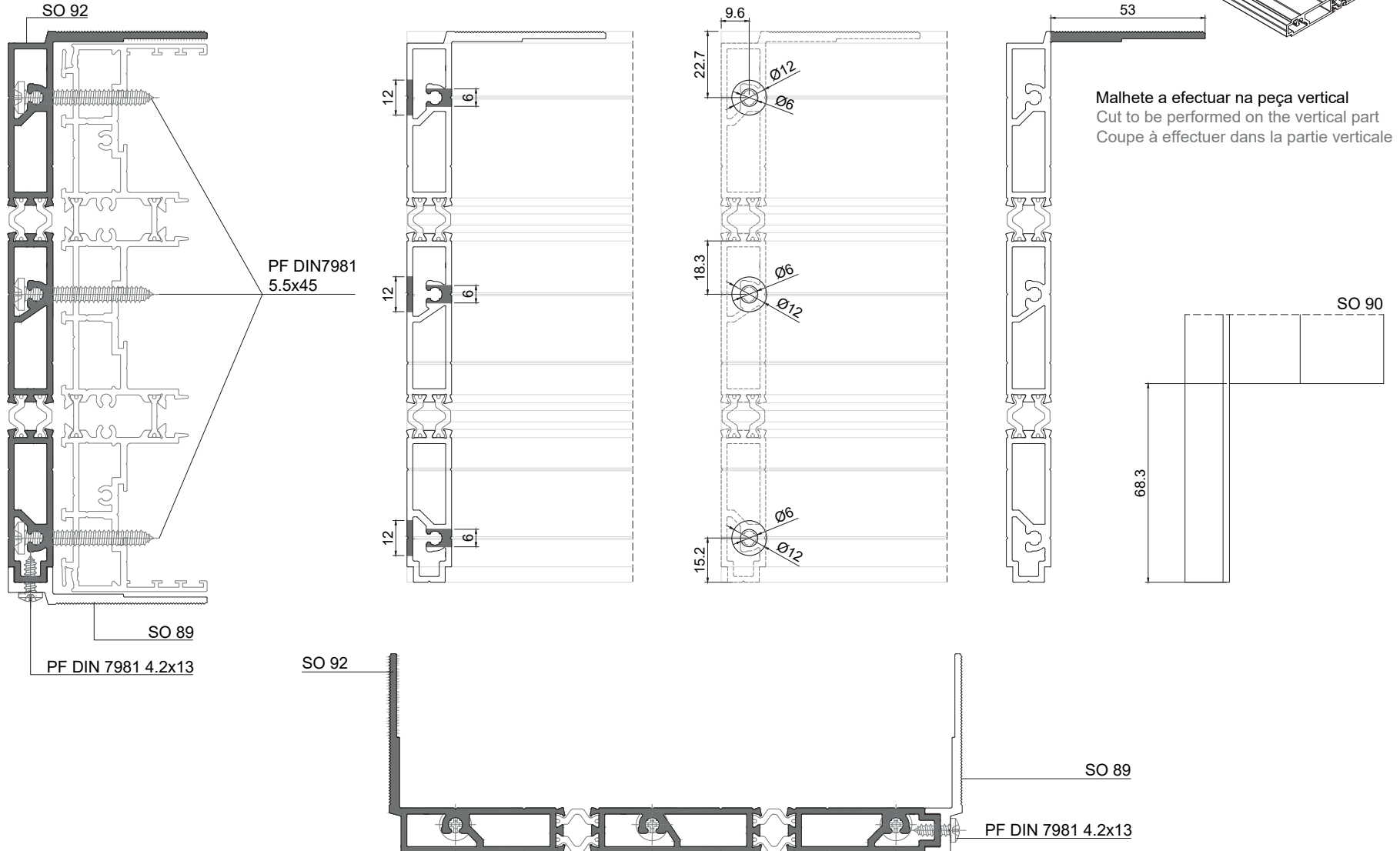
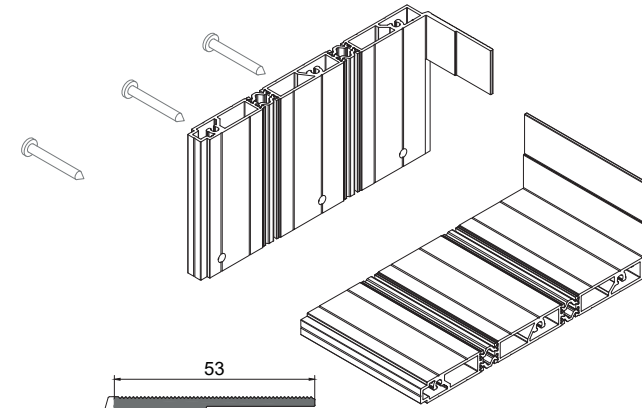


APLICAÇÃO DE PRÉ AROS - 3-RAIL

PRE-FRAMES APPLICATION - 3-RAIL | APPLICATION DES PRÉ-CADRES - 3-RAIL

LIGAÇÃO A 90° COM MALHETE NA PEÇA VERTICAL

90° CONNECTION WITH CUT ON THE VERTICAL PART
LIAISON À 90° AVEC CUP DANS LA PARTIE VERTICALE

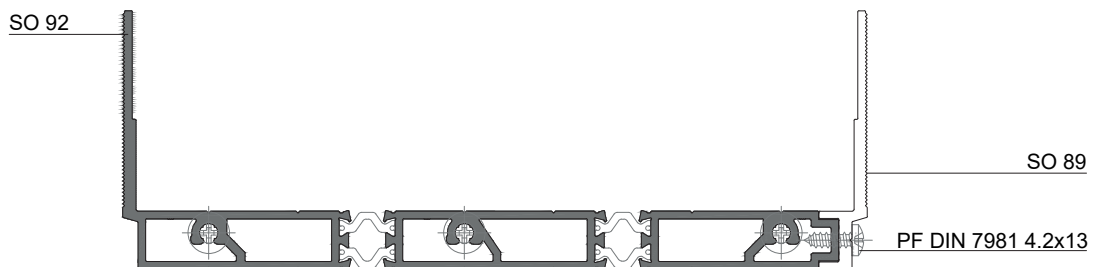
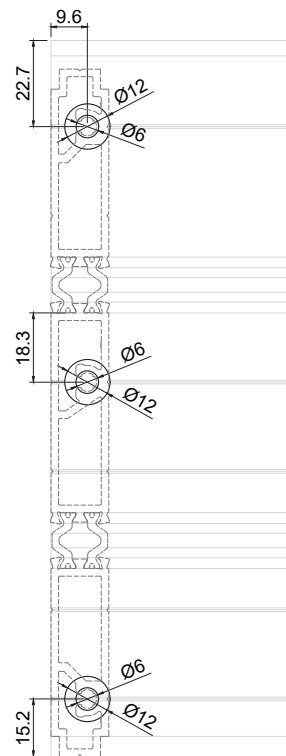
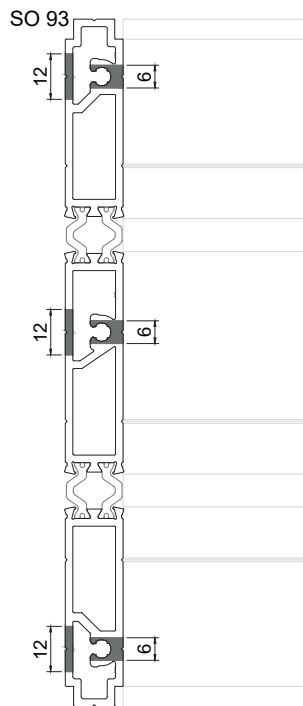
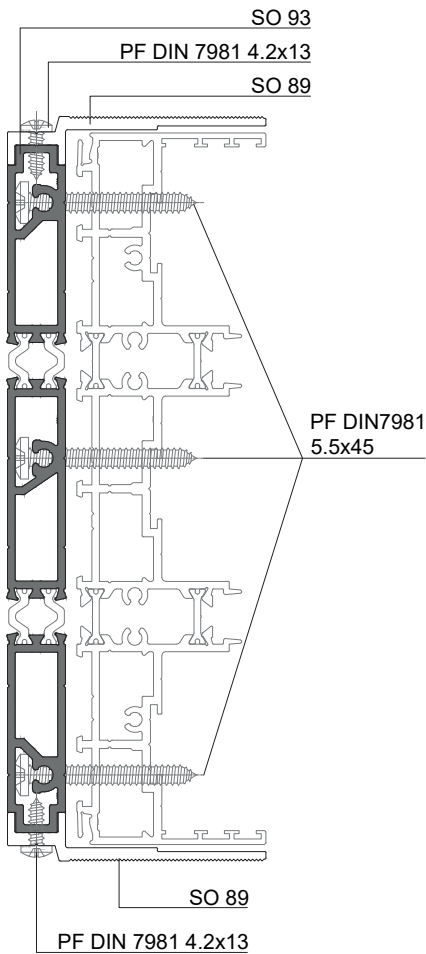
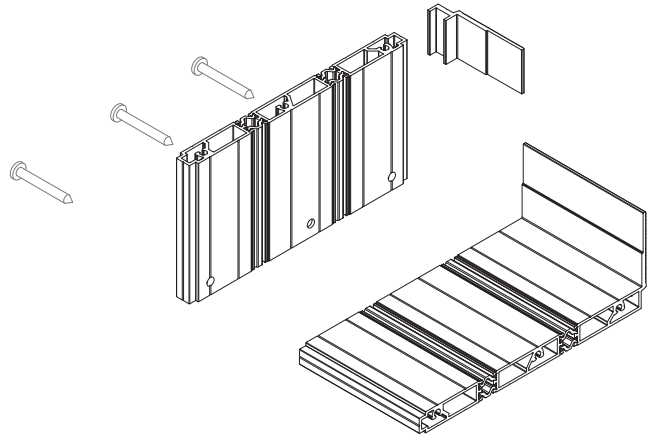


APLICAÇÃO DE PRÉ AROS - 3-RAIL

PRE-FRAMES APPLICATION - 3-RAIL | APPLICATION DES PRÉ-CADRES - 3-RAIL

LIGAÇÃO A 90° SEM MALHETE

90° CONNECTION WITHOUT CUTS | LIAISON À 90° SANS CUPS



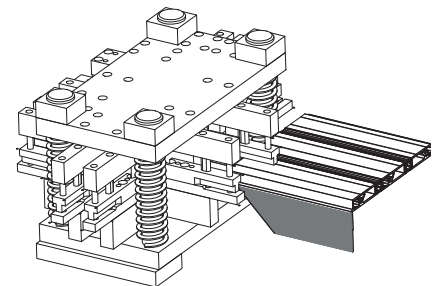
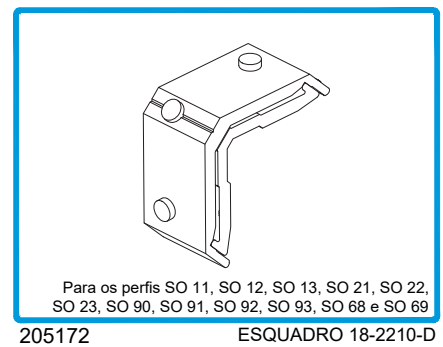
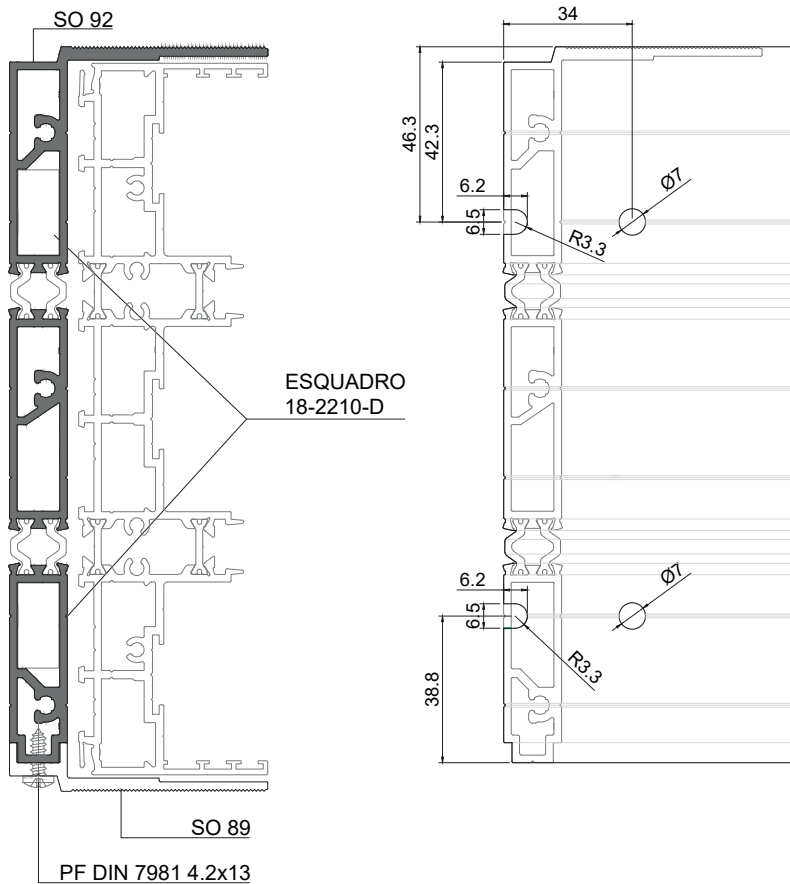
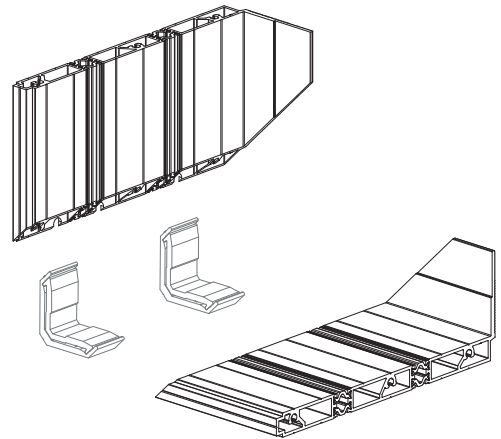
APLICAÇÃO DE PRÉ AROS - 3-RAIL

PRE-FRAMES APPLICATION - 3-RAIL | APPLICATION DES PRÉ-CADRES - 3-RAIL

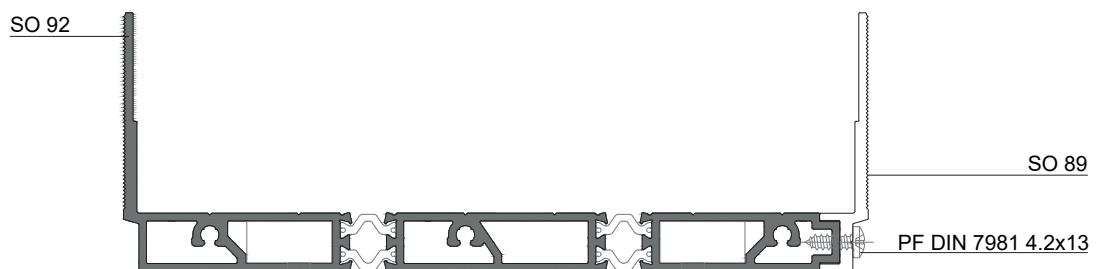
LIGAÇÃO A 45° COM ESQUADRO

45° CONNECTION WITH CORNER CLEATS

LIAISON À 45° AVEC EQUÉRRES



CORTANTE ESQUADROS OS Nº2
N. 2 OS CORNER CLEATS PUNCHING TOOL
POINÇON ÉQUERRES OS N.2

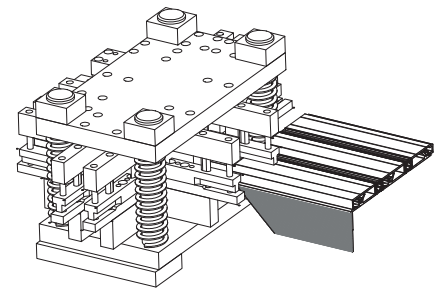
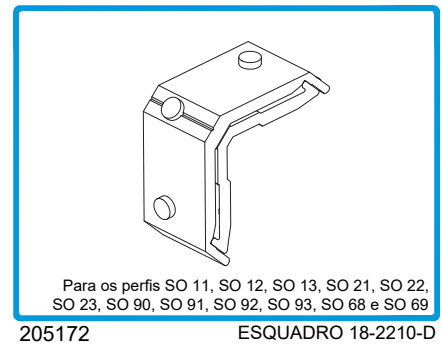
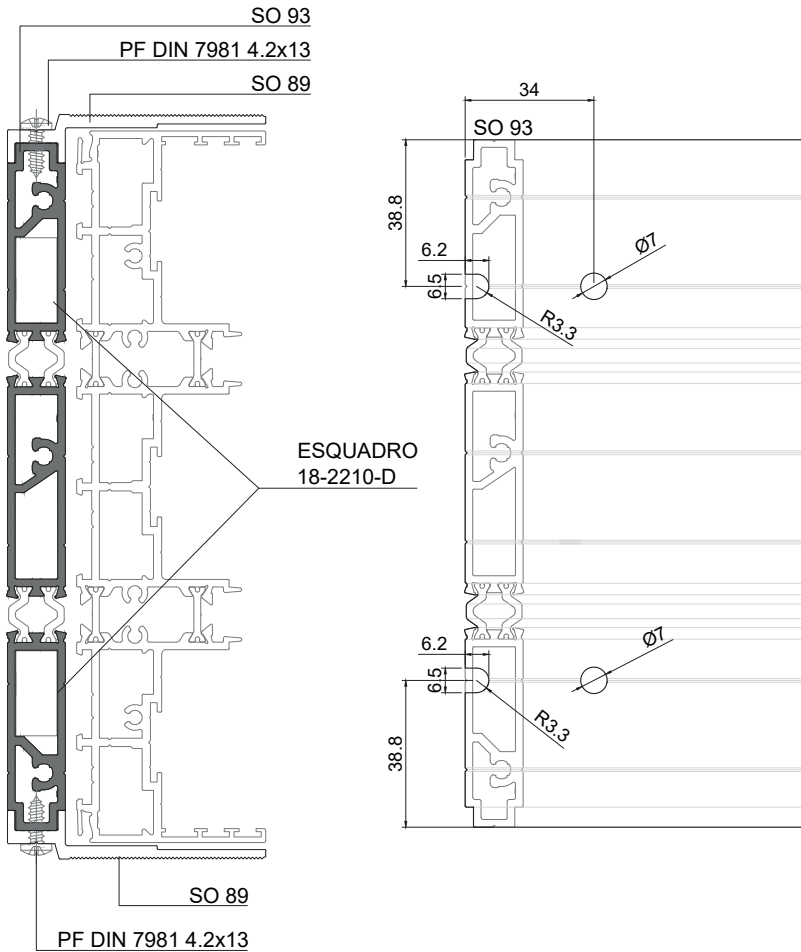
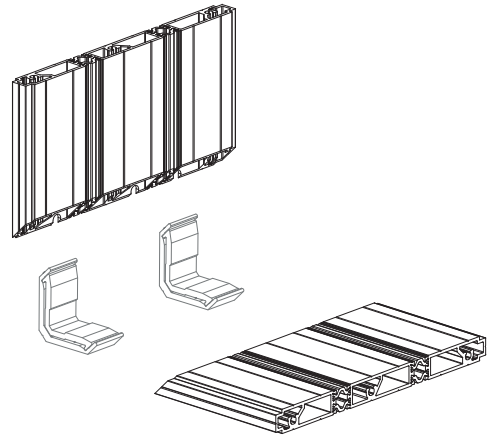


APLICAÇÃO DE PRÉ AROS - 3-RAIL

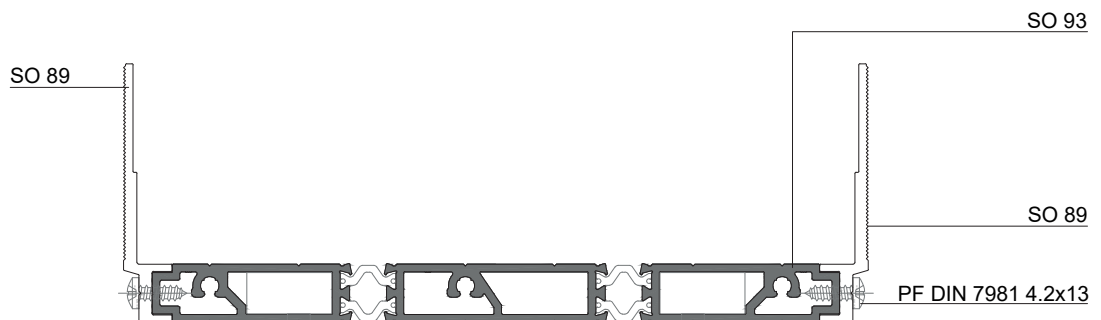
PRE-FRAMES APPLICATION - 3-RAIL | APPLICATION DES PRÉ-CADRES - 3-RAIL

LIGAÇÃO A 45° COM ESQUADRO

45° CONNECTION WITH CORNER CLEATS | LIAISON À 45° AVEC EQUÉRRES



CORTANTE ESQUADROS OS Nº2
N. 2 OS CORNER CLEATS PUNCHING TOOL
POINÇON ÉQUÉRRES OS N.2

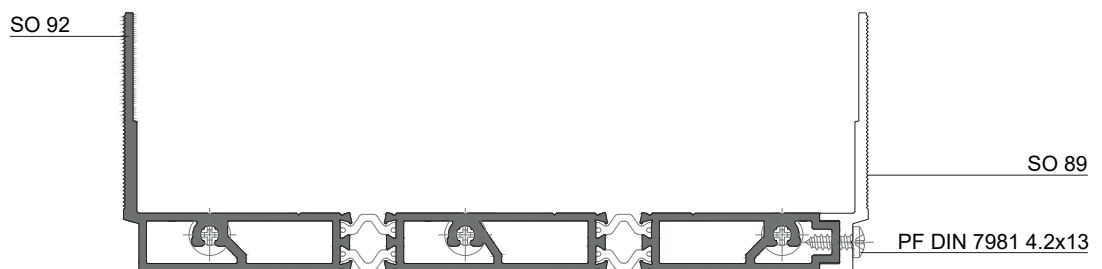
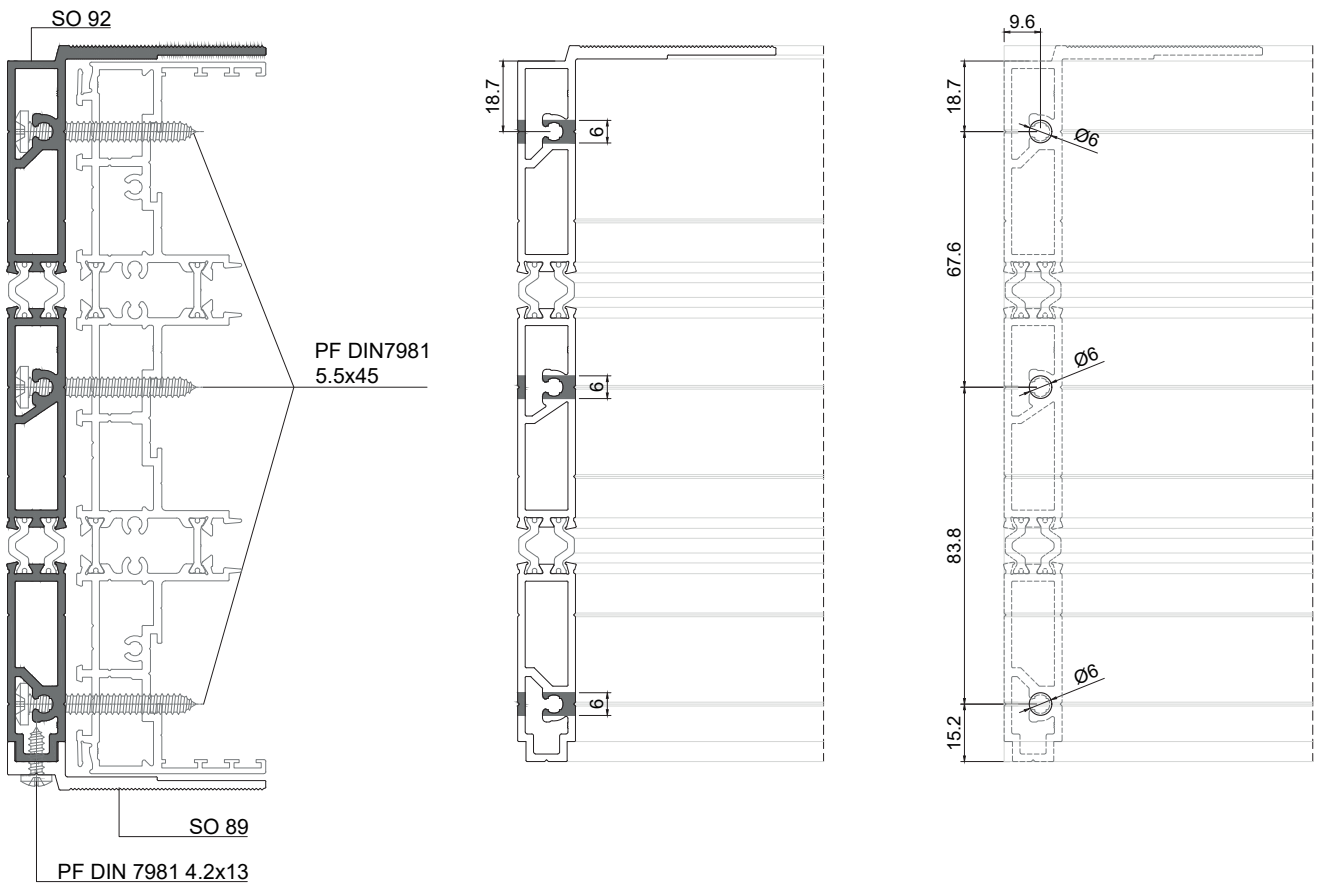
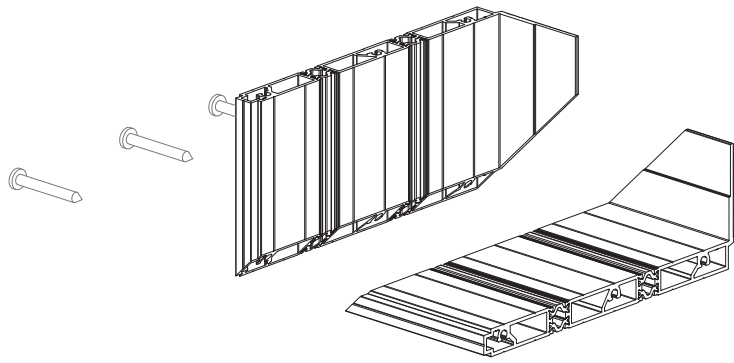


APLICAÇÃO DE PRÉ AROS - 3-RAIL

PRE-FRAMES APPLICATION - 3-RAIL | APPLICATION DES PRÉ-CADRES - 3-RAIL

LIGAÇÃO A 45° COM PARAFUSOS

45° CONNECTION WITH SCREWS | LIAISON À 45° AVEC VIS

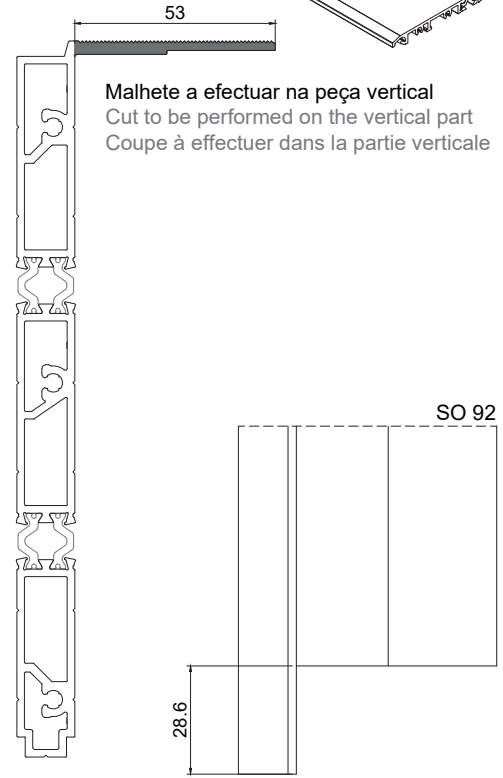
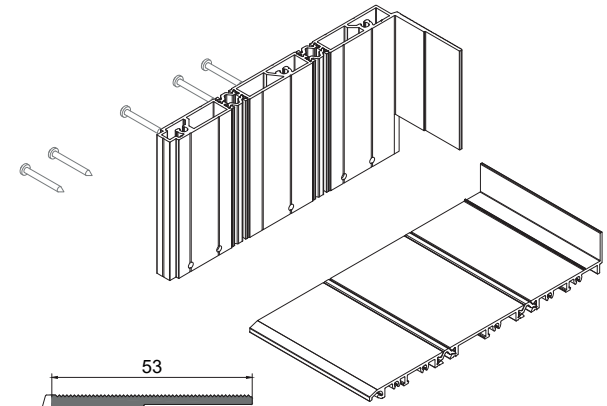
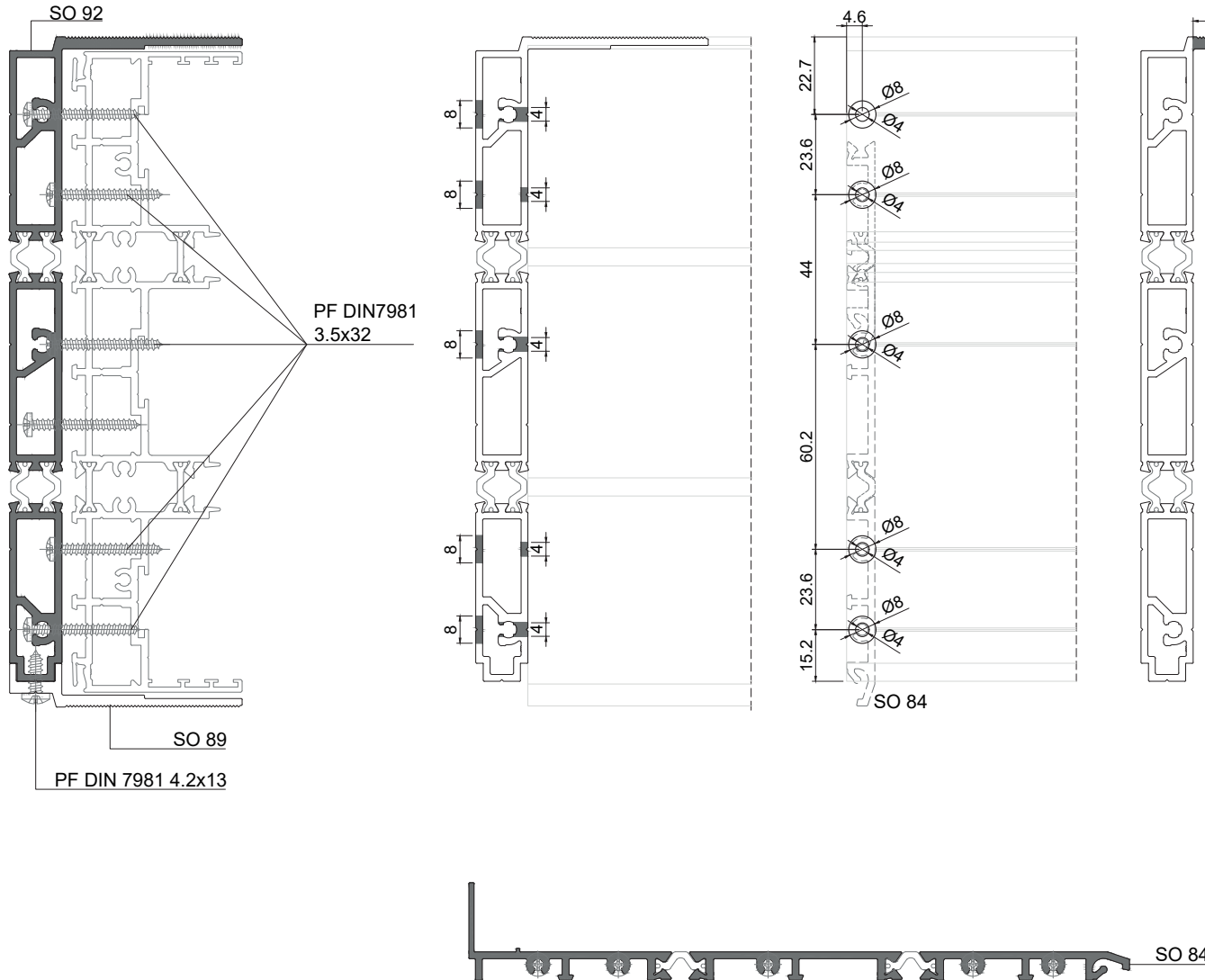


APLICAÇÃO DE PRÉ AROS - 3-RAIL

PRE-FRAMES APPLICATION - 3-RAIL | APPLICATION DES PRÉ-CADRES - 3-RAIL

APLICAÇÃO PRÉ-ARO EMALHETADO NAS LATERAIS + PERFIL DE SOLEIRA

CUTED PRE-FRAMES ON LATERALS + SILL PROFILE APPLICATION
PRÉ-CADRES COUPÉS DANS LES LATÉRAUX + PROFILÉ DE SEUIL



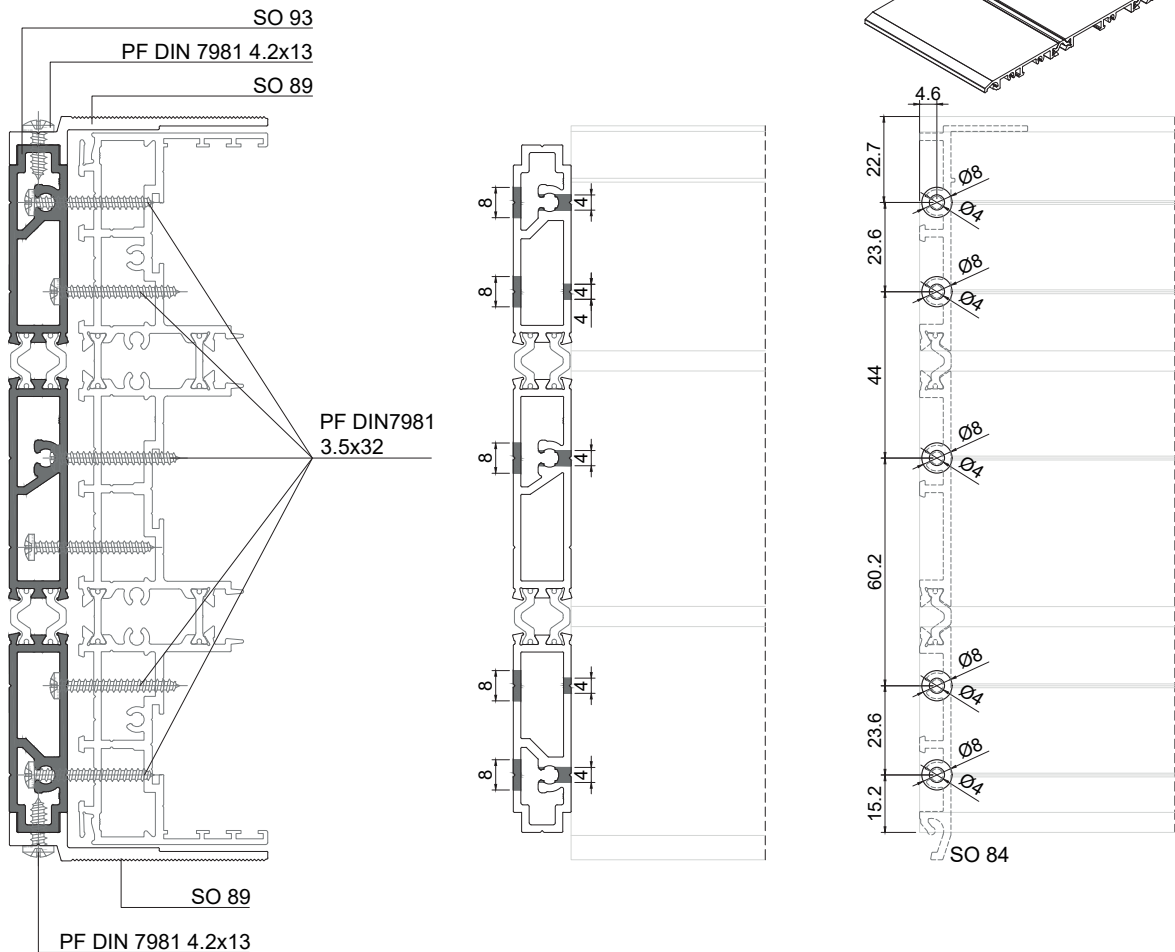
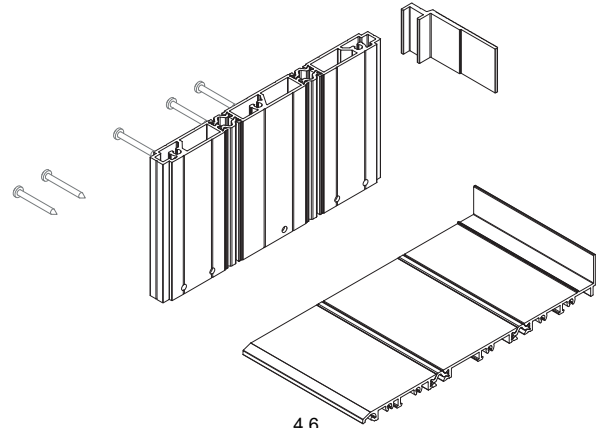
APLICAÇÃO DE PRÉ AROS - 3-RAIL

PRE-FRAMES APPLICATION - 3-RAIL | APPLICATION DES PRÉ-CADRES - 3-RAIL

LIGAÇÃO A 90° SEM MALHETE + PERFIL DE SOLEIRA

90° CONNECTION WITHOUT CUTS + SILL PROFILE APPLICATION

LIAISON À 90° SANS CUPS + PROFILÉ DE SEUIL

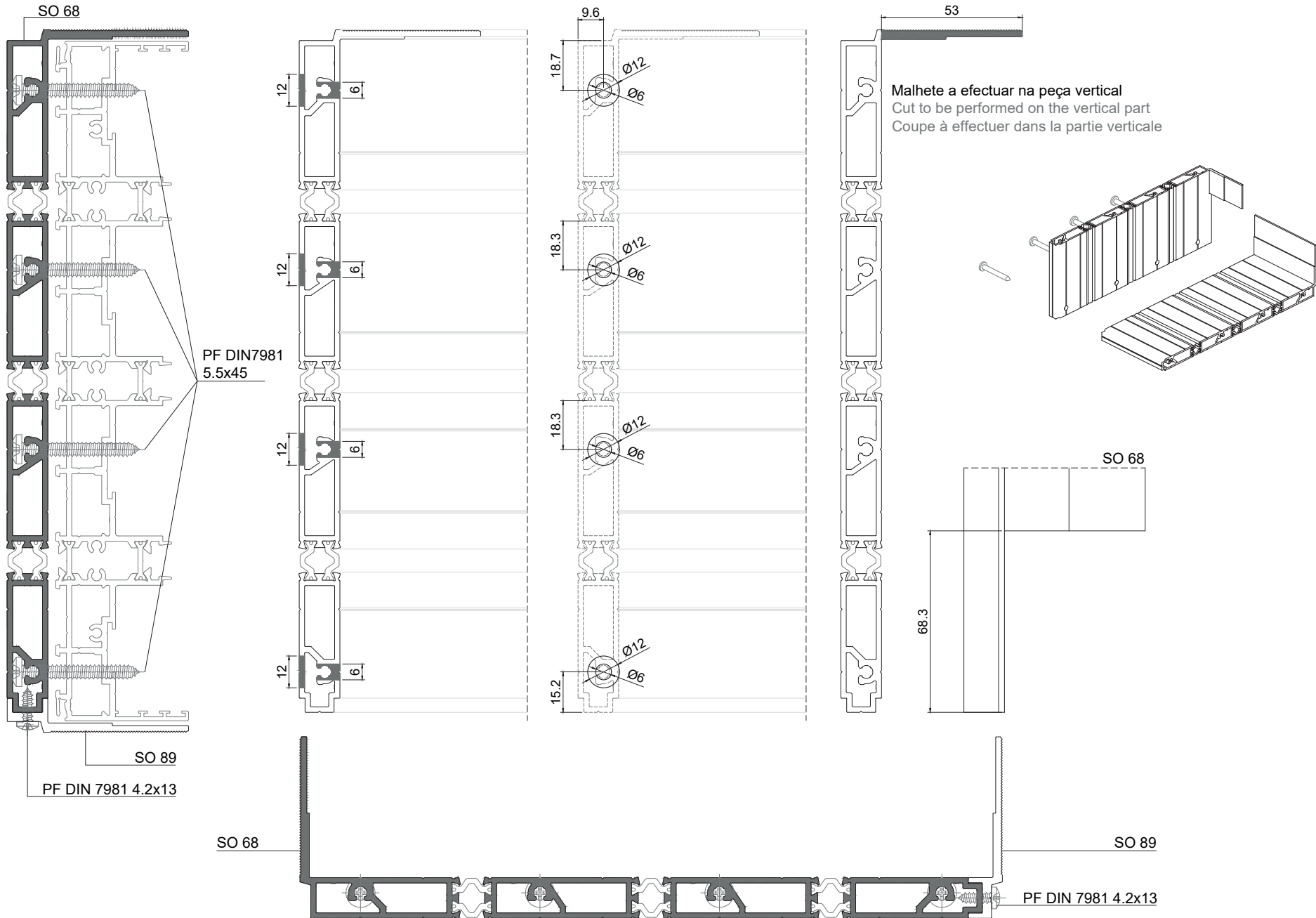


APLICAÇÃO DE PRÉ AROS - 4-RAIL

PRE-FRAMES APPLICATION - 4-RAIL | APPLICATION DES PRÉ-CADRES - 4-RAIL

LIGAÇÃO A 90° COM MALHETE NA PEÇA VERTICAL

90° CONNECTION WITH CUT ON THE VERTICAL PART | LIAISON À 90° AVEC CUP DANS LA PARTIE VERTICALE

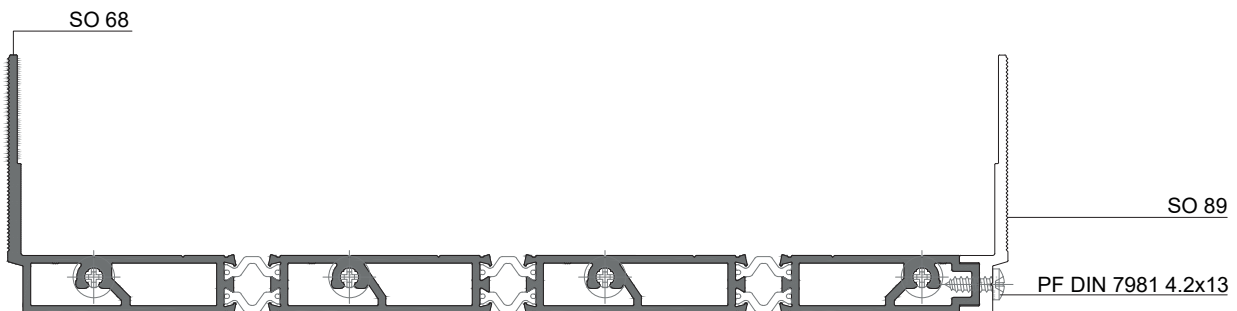
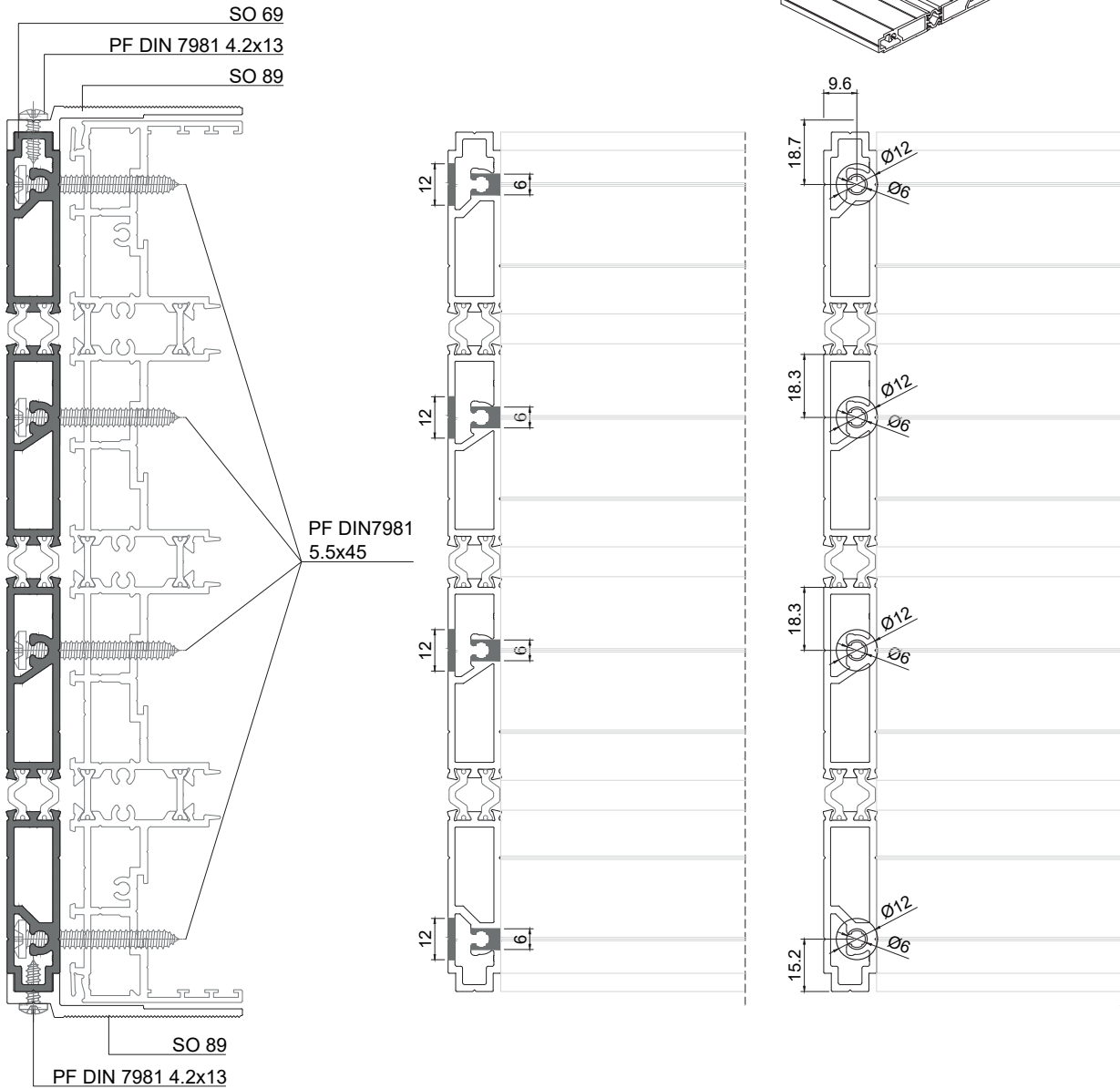
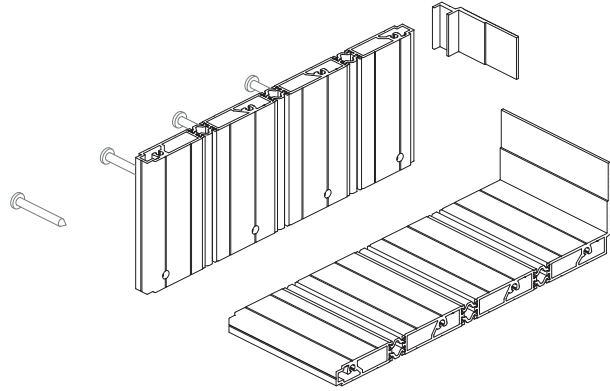


APLICAÇÃO DE PRÉ AROS - 4-RAIL

PRE-FRAMES APPLICATION - 4-RAIL | APPLICATION DES PRÉ-CADRES - 4-RAIL

LIGAÇÃO A 90° SEM MALHETE

90° CONNECTION WITHOUT CUTS | LIAISON À 90° SANS CUPS

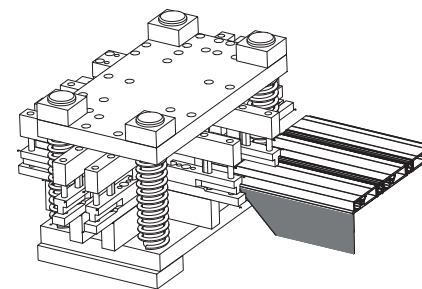
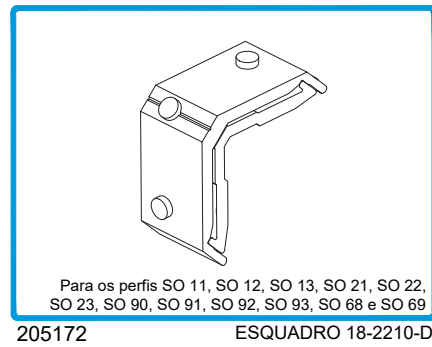
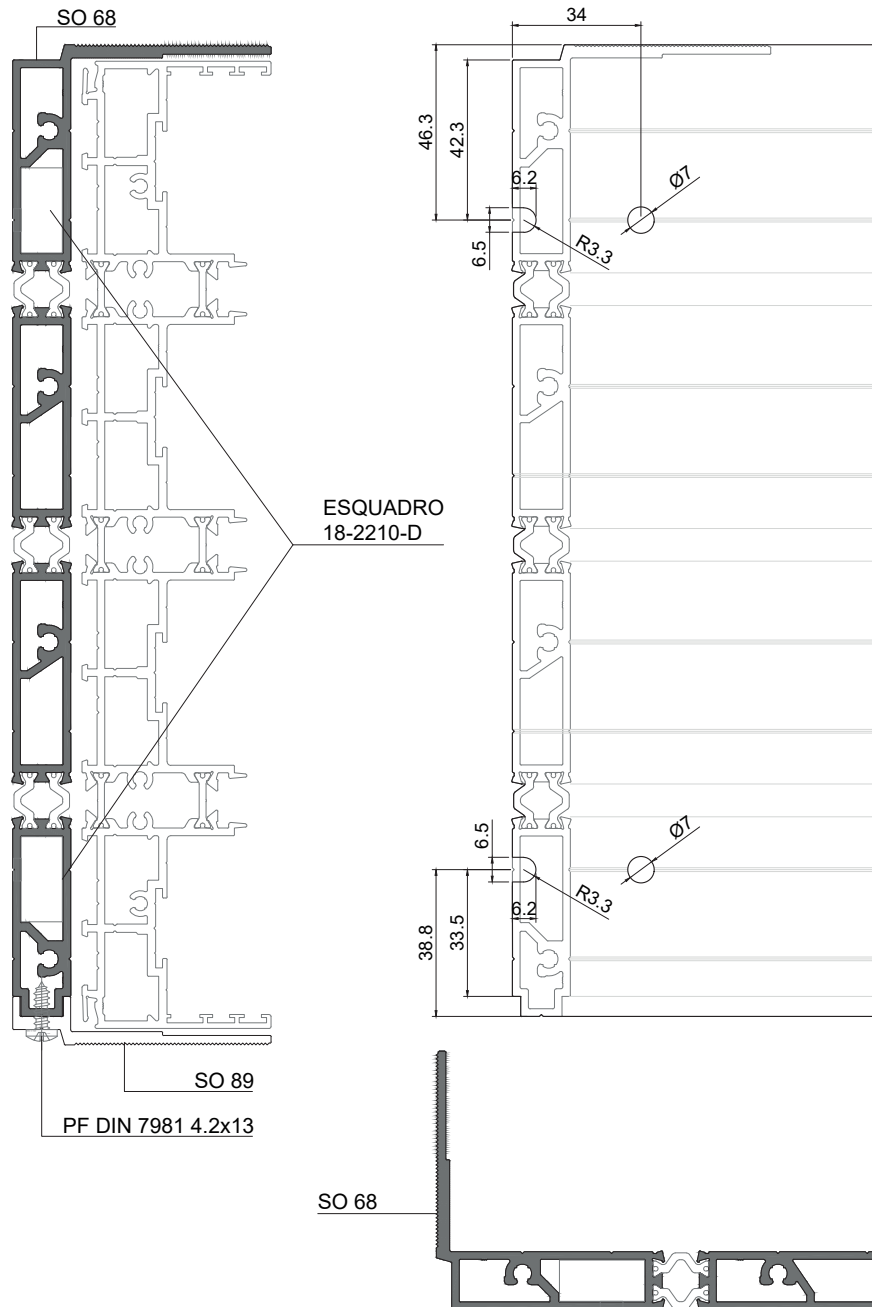


APLICAÇÃO DE PRÉ AROS - 4-RAIL

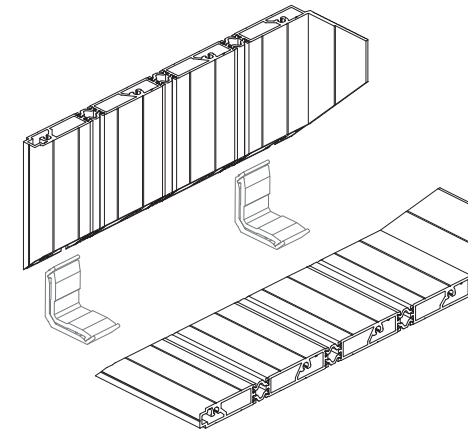
PRE-FRAMES APPLICATION - 4-RAIL | APPLICATION DES PRÉ-CADRES - 4-RAIL

LIGAÇÃO A 45° COM ESQUADRO

45° CONNECTION WITH CORNER CLEATS | LIAISON À 45° AVEC EQUÉRRES



CORTANTE ESQUADROS OS Nº2
N. 2 OS CORNER CLEATS PUNCHING TOOL
POINÇON ÉQUERRES OS N.2

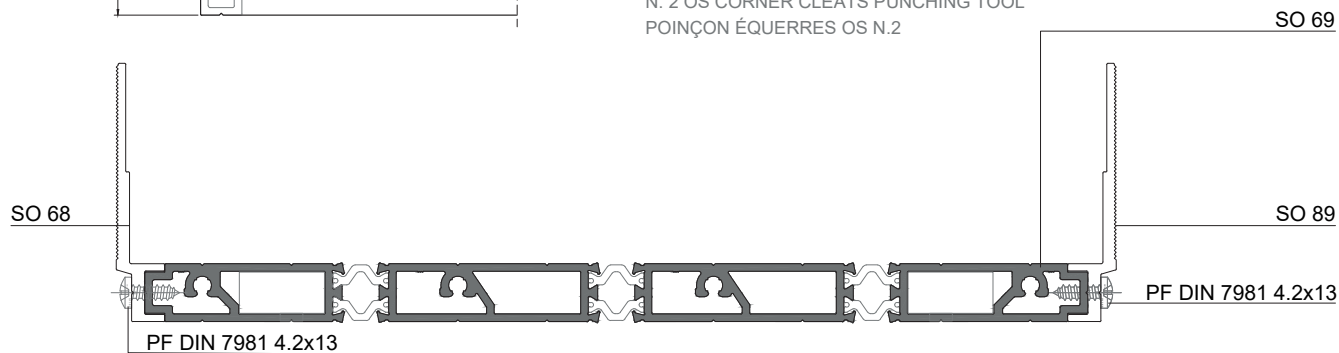
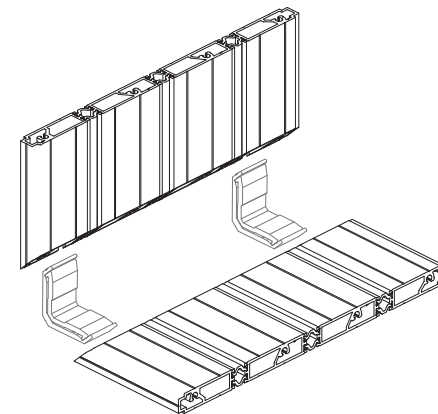
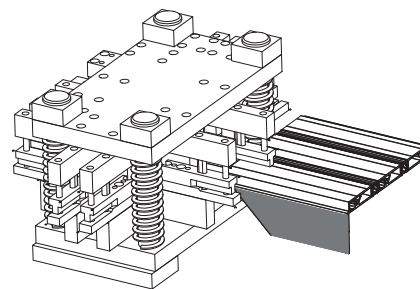
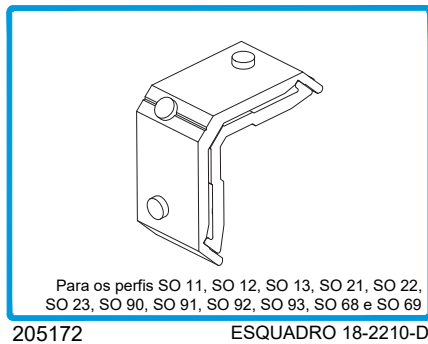
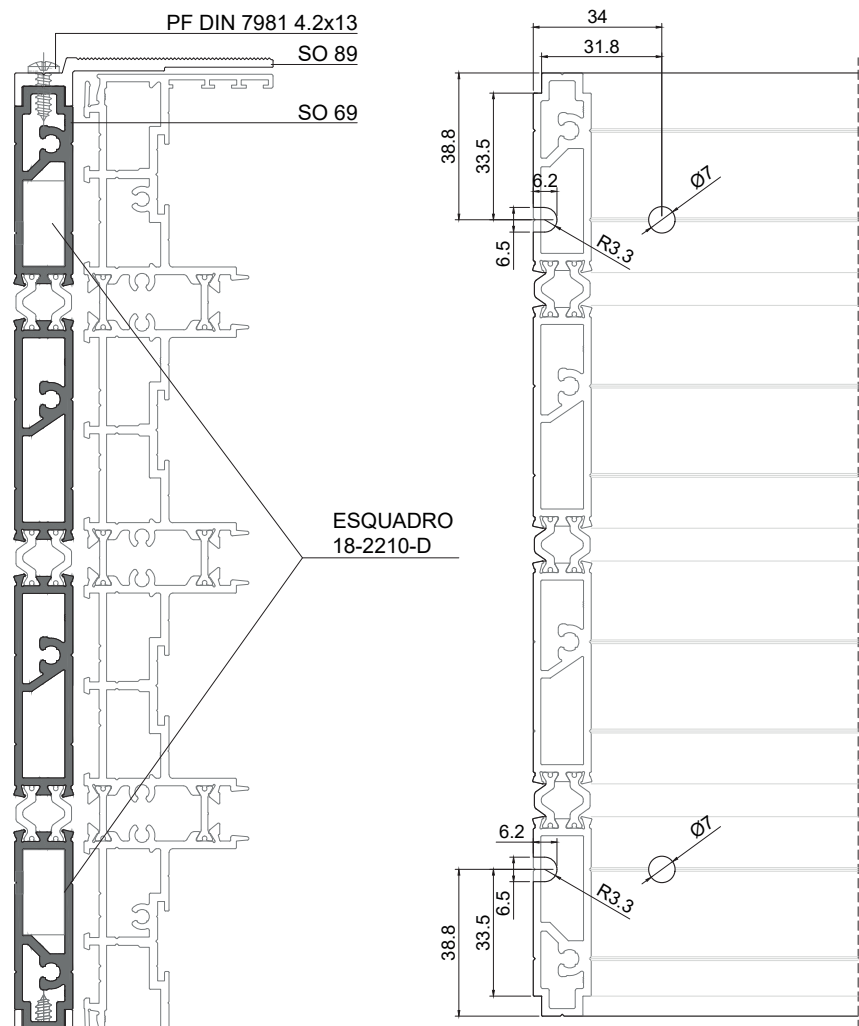


APLICAÇÃO DE PRÉ AROS - 4-RAIL

PRE-FRAMES APPLICATION - 4-RAIL | APPLICATION DES PRÉ-CADRES - 4-RAIL

LIGAÇÃO A 45° COM ESQUADRO

45° CONNECTION WITH CORNER CLEATS | LIAISON À 45° AVEC EQUÉRRES

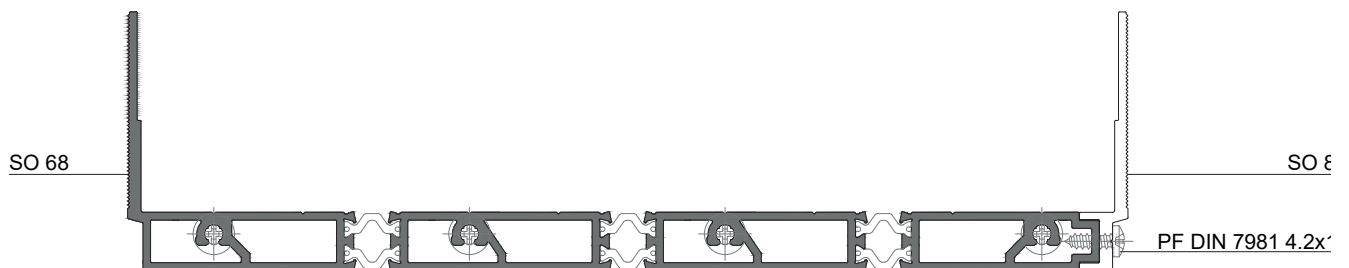
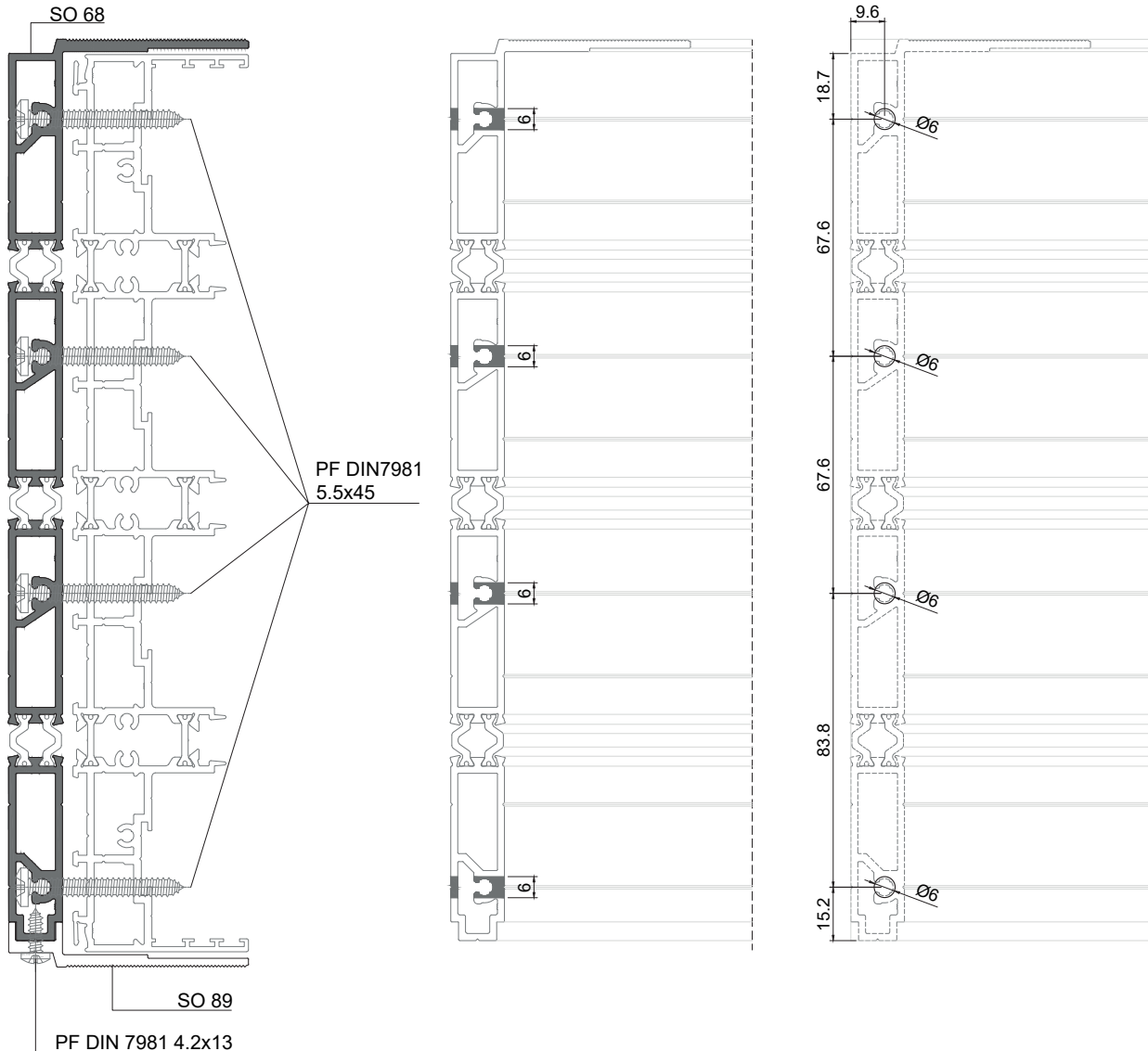
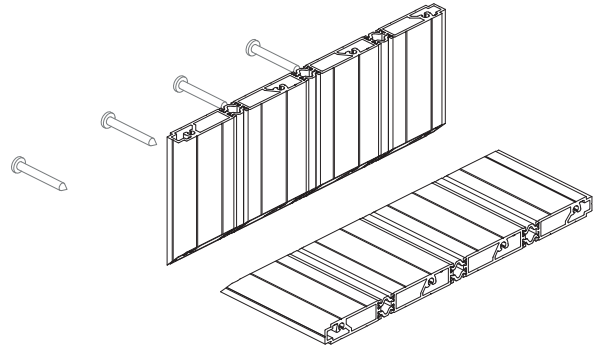


APLICAÇÃO DE PRÉ AROS - 4-RAIL

PRE-FRAMES APPLICATION - 4-RAIL | APPLICATION DES PRÉ-CADRES - 4-RAIL

LIGAÇÃO A 45° COM PARAFUSOS

45° CONNECTION WITH SCREWS | LIAISON À 45° AVEC VIS

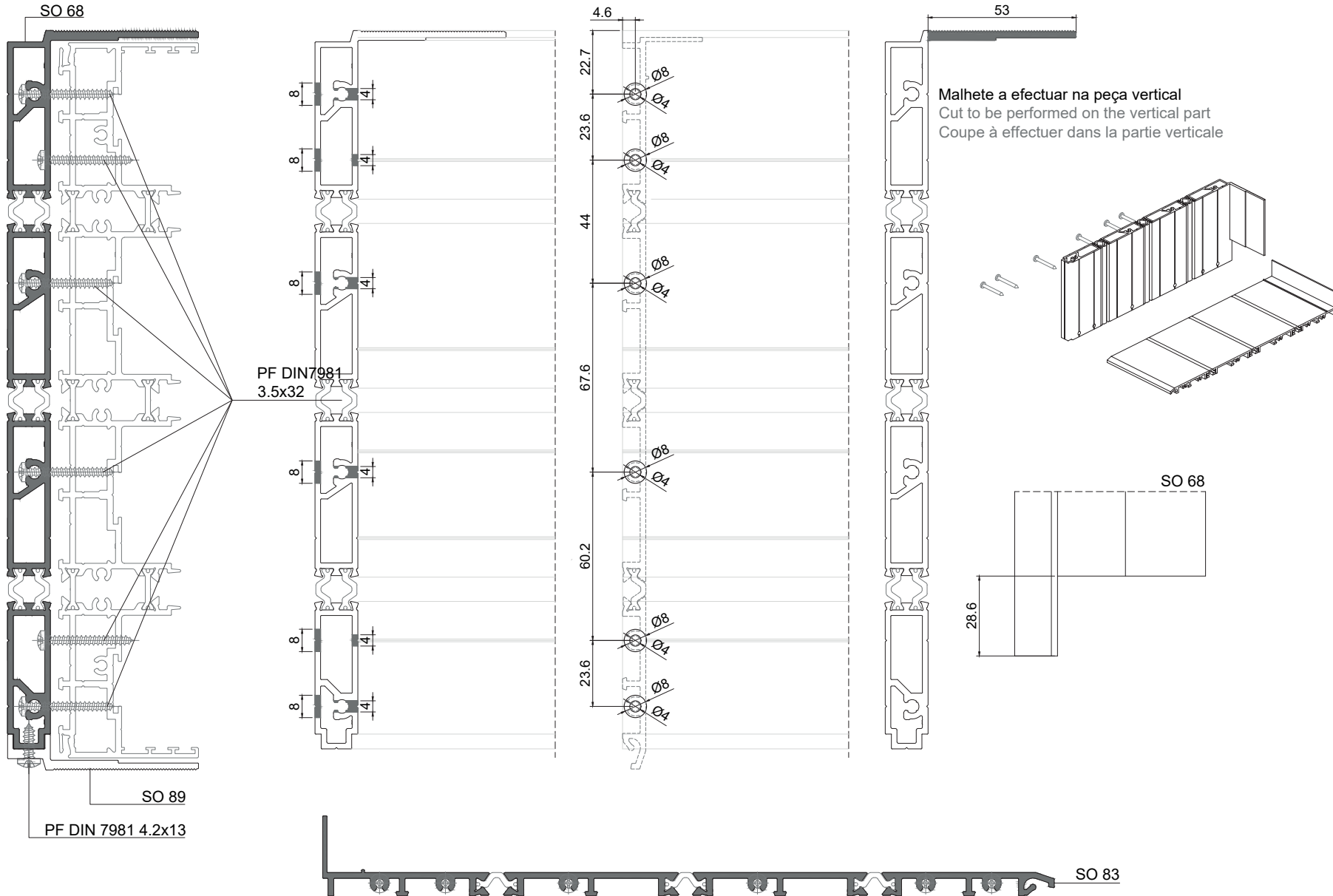


APLICAÇÃO DE PRÉ AROS - 4-RAIL

PRE-FRAMES APPLICATION - 4-RAIL | APPLICATION DES PRÉ-CADRES - 4-RAIL

APLICAÇÃO PRÉ-ARO EMALHETADO NAS LATERAIS + PERFIL DE SOLEIRA

CUTED PRE-FRAMES ON LATERALS + SILL PROFILE APPLICATION | PRÉ-CADRES COUPÉS DANS LES LATÉRAUX + PROFILÉ DE SEUIL

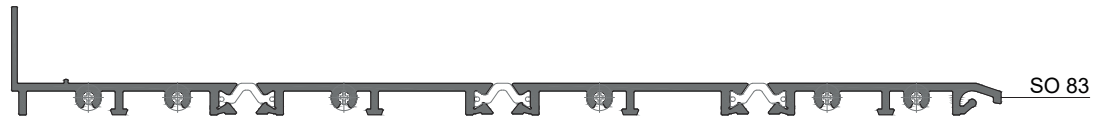
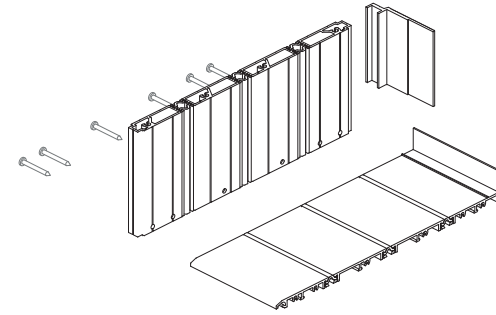
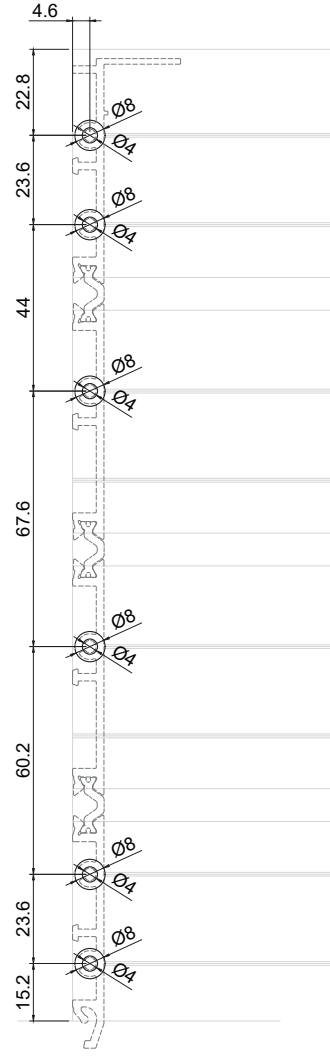
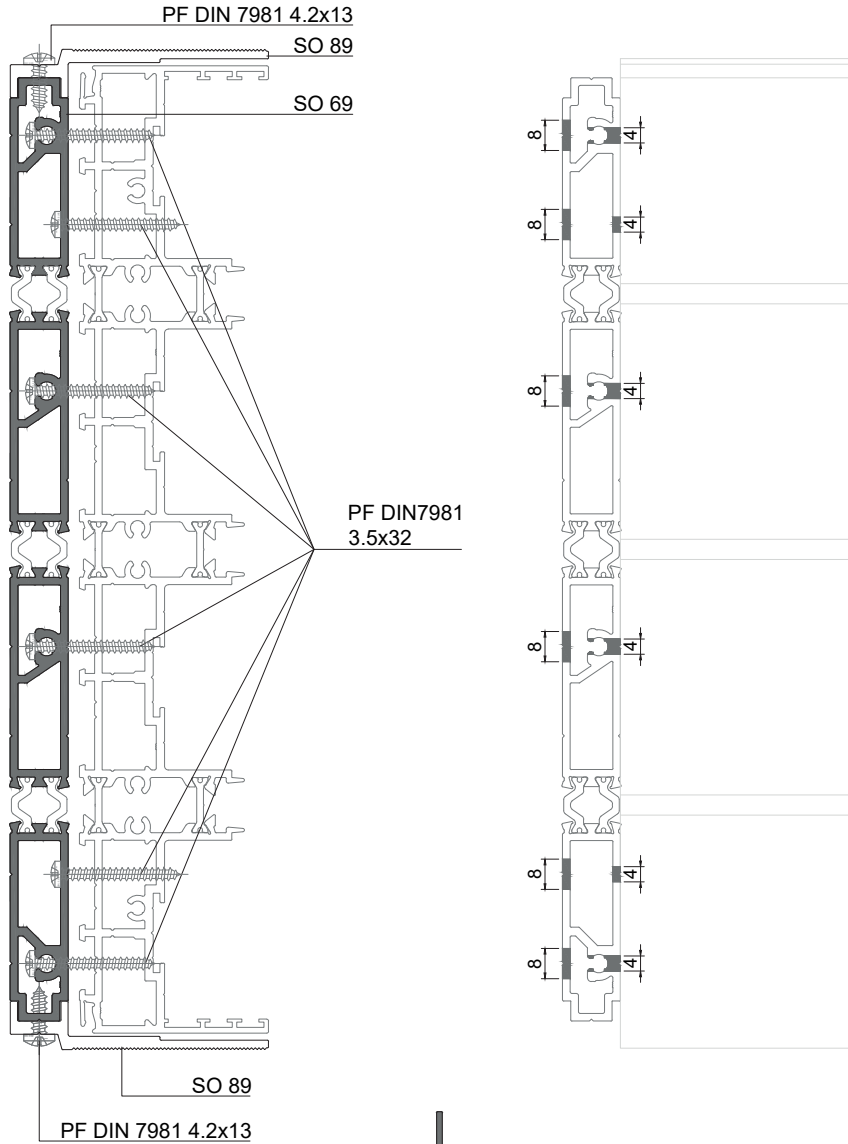


APLICAÇÃO DE PRÉ AROS - 4-RAIL

PRE-FRAMES APPLICATION - 4-RAIL | APPLICATION DES PRÉ-CADRES - 4-RAIL

LIGAÇÃO A 90° SEM MALHETE + PERFIL DE SOLEIRA

90° CONNECTION WITHOUT CUTS + SILL PROFILE APPLICATION | LIAISON À 90° SANS CUPS + PROFILÉ DE SEUIL





IX

SOLEIRAS E CALEIRAS
SILLS AND DRAINAGE CHANNELS | SEUILS ET GOUTTIÈRES DE VIDANGE

RELAÇÃO DE PERFIS SOLEIRA
SILLS PROFILES LIST | LISTE DES PROFILÉS DE SEUILS

SO 80

(soleira 1-rail para caleira)
(1-rail sill for drainage gutter | seuil 1-rail pour gouttière de sol)



SO 82

(soleira 2-rail para caleira)
(2-rail sill for drainage gutter | seuil 2-rail pour gouttière de sol)



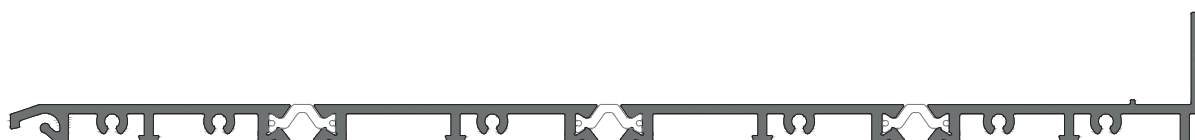
SO 84

(soleira 3-rail para caleira)
(3-rail sill for drainage gutter | seuil 3-rail pour gouttière de sol)



SO 83

(soleira 4-rail para caleira)
(4-rail sill for drainage gutter | seuil 4-rail pour gouttière de sol)



RELAÇÃO DE PERFIS CALEIRA

DRAINAGE CHANNEL PROFILES LIST | LISTE DES PROFILÉS POUR GOUTTIÈRE DE VIDANGE

SO 26

(tampa baixa para caleira)

(short drainage channel grid | grille bas pour gouttière de vidange)



SO 27

(tampa alta para caleira)

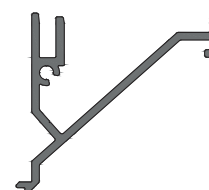
(tall drainage channel grid | grille haute pour gouttière de vidange)



VO 11

(perfil fixação da tampa de caleira)


(drainage channel grid profile | profilé pour fixation de grille pour gouttière de vidange)



SO 25

(caleira)

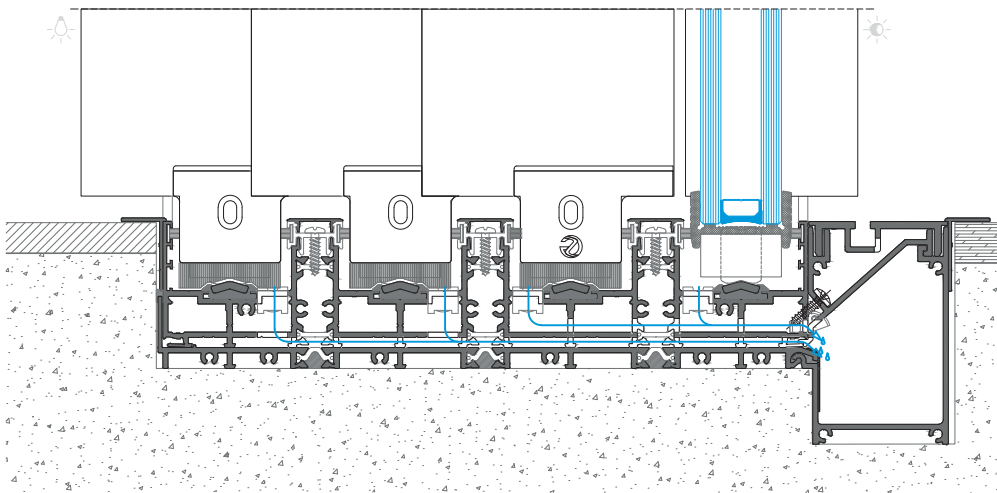
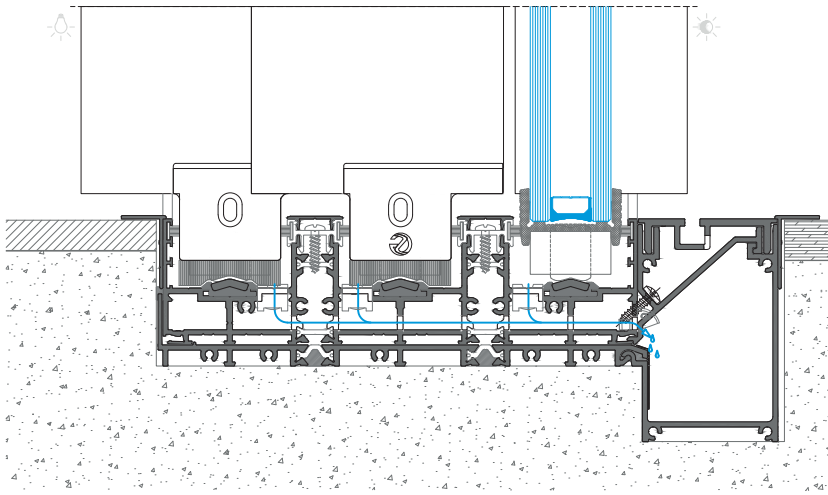
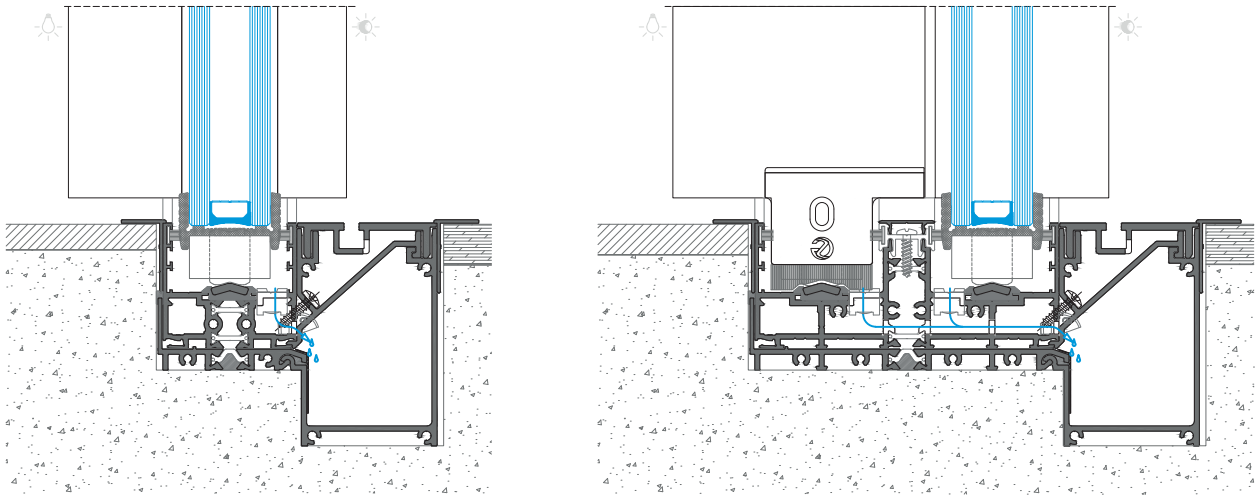
(drainage channel | gouttière de vidange)



APLICAÇÃO DE SOLEIRAS E CALEIRAS - LINHA OS-DOUBLE TRADICIONAL - NOVOS PERFIS

SILLS AND DRAINAGE CHANNEL APPLICATION - OS-DOUBLE CLASSIC - NEW PROFILES

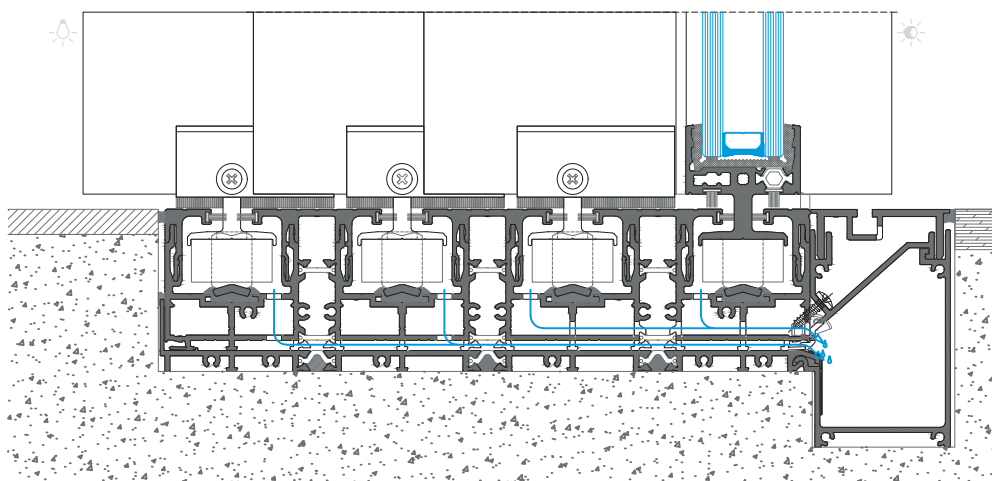
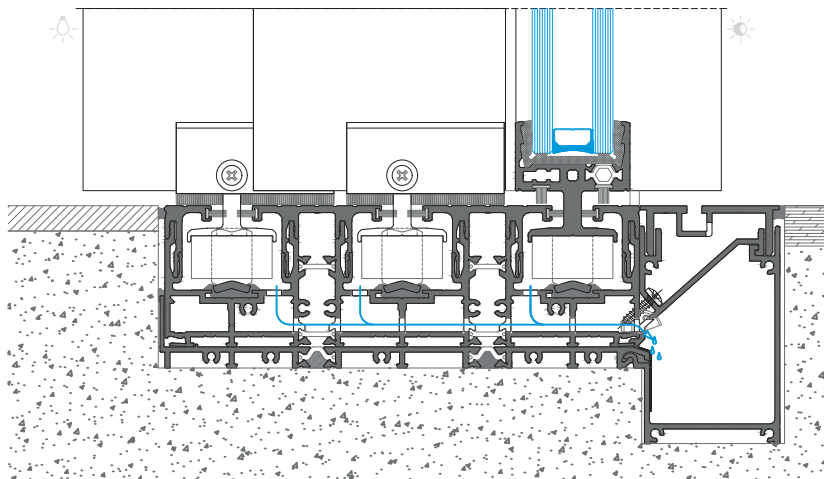
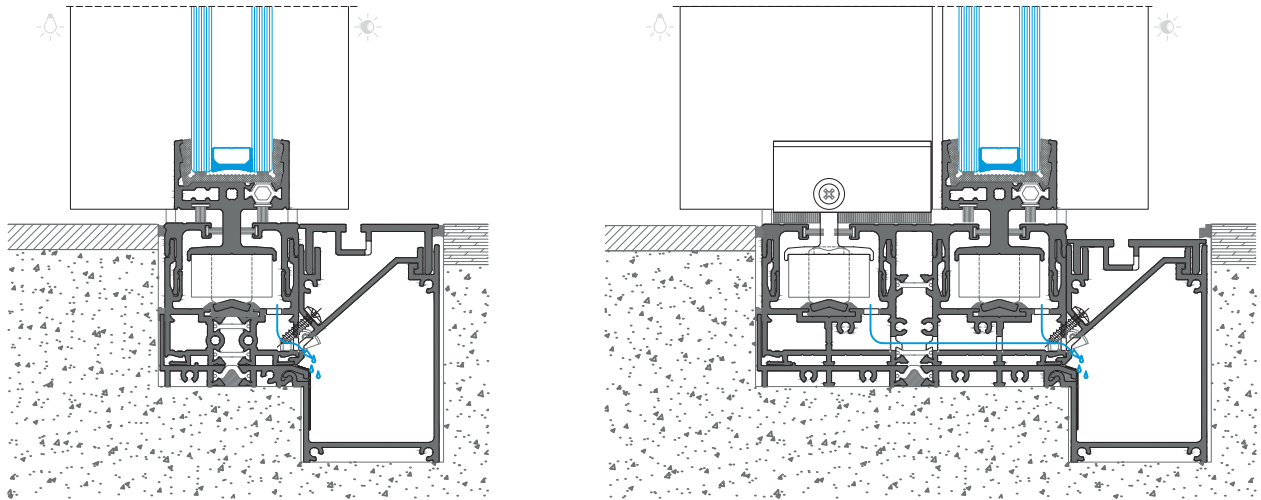
APPLICATION DES SEUILS ET DES GOUTTIÈRES DE VIDANGE - LIGNE OS-DOUBLE CLASSIQUE - NOUVEAUX PROFILÉS



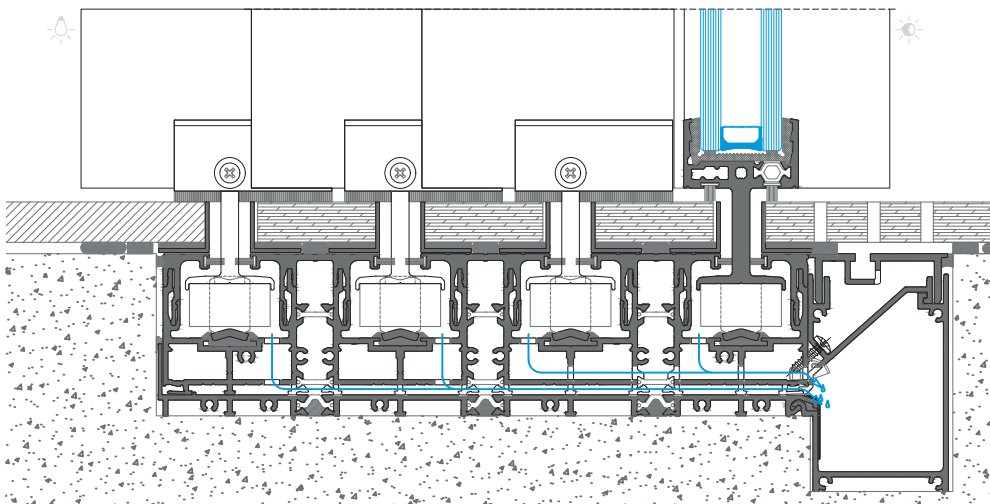
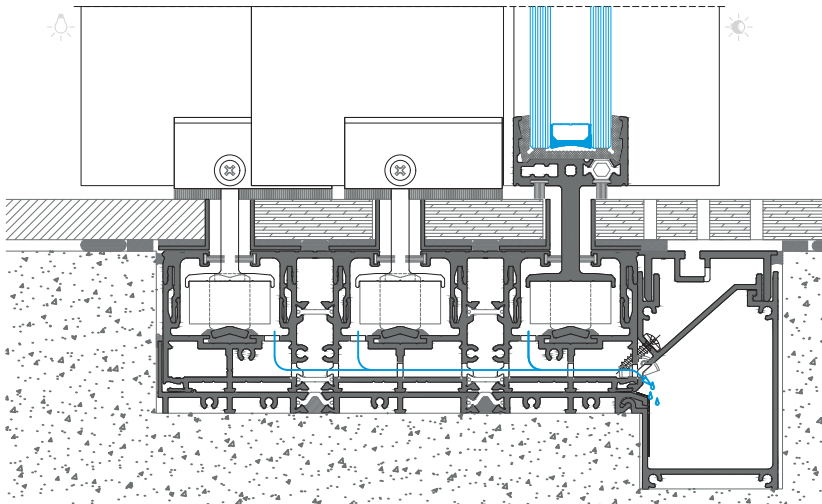
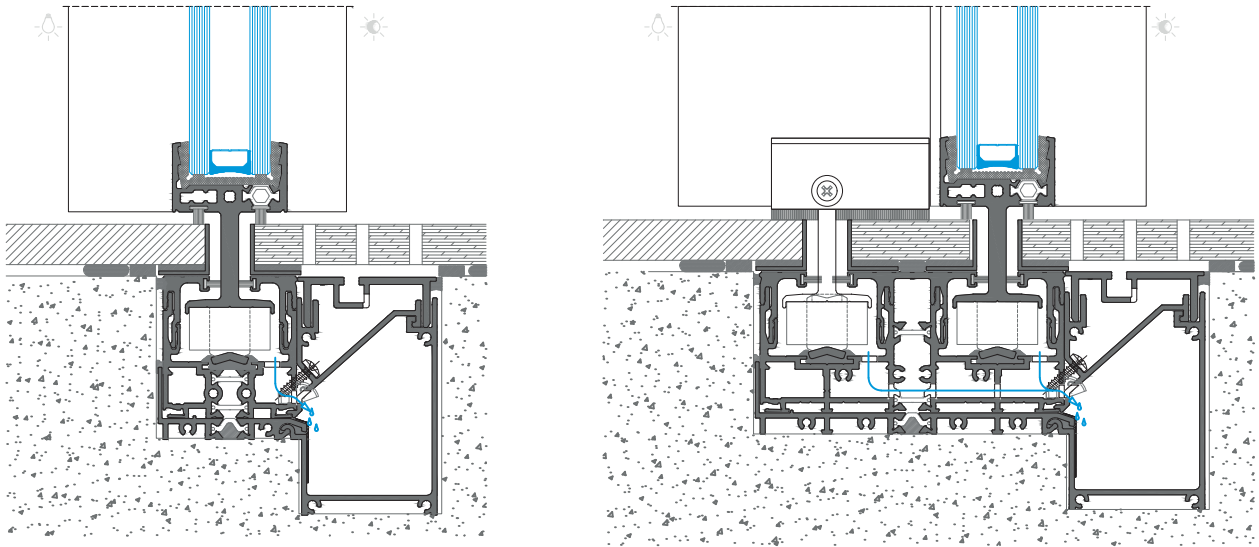
APLICAÇÃO DE SOLEIRAS E CALEIRAS - LINHA SOLEIRA OCULTA - NOVOS PERFIS - Com Perfil OS 08

SILLS AND DRAINAGE CHANNEL APPLICATION - CONCEALED SILL LINE - NEW PROFILES - With Profile OS 08

APPLICATION DES SEUILS ET DES GOUTTIÈRES DE VIDANGE - LIGNE SEUIL CACHÉE - NOUVEAUX PROFILÉS - Avec Profilé 08



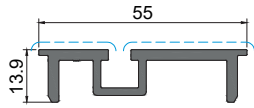
APLICAÇÃO DE SOLEIRAS E CALEIRAS - LINHA SOLEIRA OCULTA - NOVOS PERFIS - Com Perfil OS 18
SILLS AND DRAINAGE CHANNEL APPLICATION - CONCEALED SILL LINE - NEW PROFILES - With Profile OS 18
APPLICATION DES SEUILS ET DES GOUTTIÈRES DE VIDANGE - LIGNE SEUIL CACHÉE - NOUVEAUX PROFILÉS - Avec Profilé 18



MAQUINAÇÃO DOS PERFIS SO 26 e SO 27

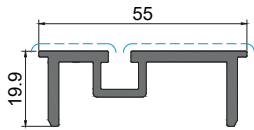
OS 26 and OS 27 PROFILES MACHINING

USINAGES DES PROFILÉS OS 26 et OS 27



SO 26

(tampa baixa para caleira)
(short drainage channel grid | grille bas
pour gouttière de vidange)



SO 27

(tampa alta para caleira)
(tall drainage channel grid | grille haute
pour gouttière de vidange)

Acabamento | Finish | Finitions:
Anodizado | Anodised | Anodisé



Acabamento | Finish | Finitions:
Anodizado | Anodised | Anodisé

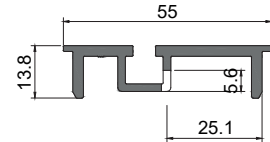


SO 58 E SO 59

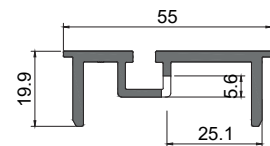
Perfis previamente maquinados

OS 58 and OS 59 - Pre-machined profiles

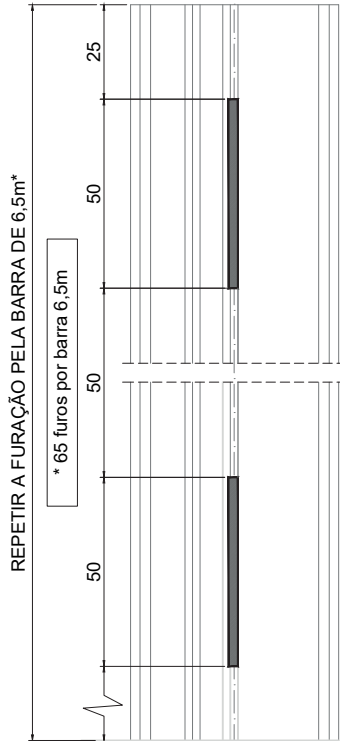
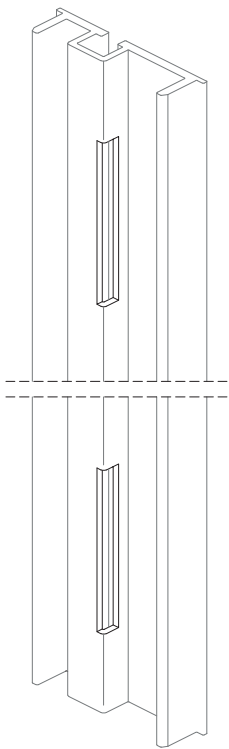
OS 58 and OS 59 - Profilés pré-usinés



SO 58

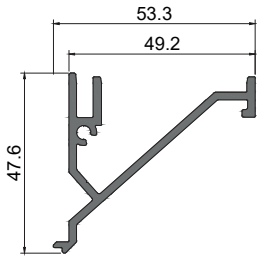


SO 59



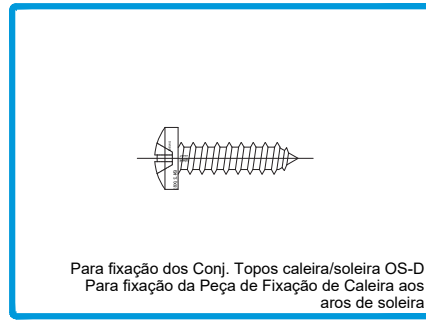
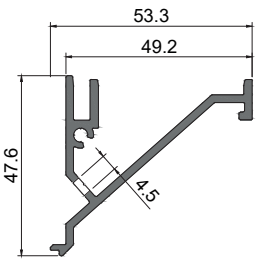
MAQUINAÇÃO DO PERFIL VO 11

VO 11 PROFILE MACHINING
USINAGE DE PROFILÉ VO 11



VO 11

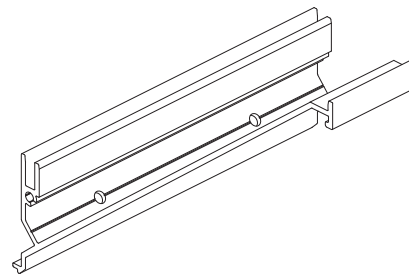
(perfil fixação da tampa de caleira)
(drainage channel grid profile | profilé
pour fixation de grille pour gouttière de
vidange)



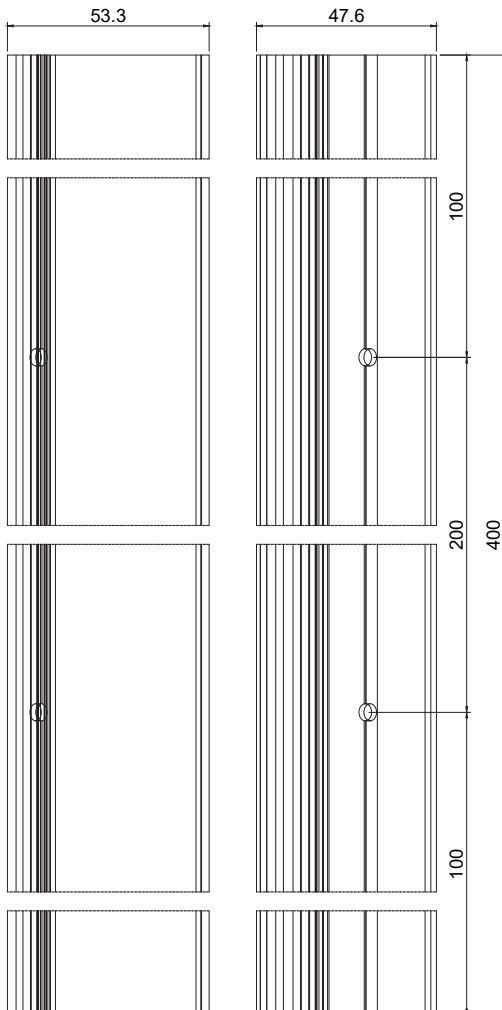
Para fixação dos Conj. Topos caleira/soleira OS-D
Para fixação da Peça de Fixação de Caleira aos
aros de soleira

290729

PARAFUSO PKI PH
5/8x6 CQ



Peça de fixação da caleira fabricada a através do perfil VO 11
Channel grid fixing piece manufactured through VO 11 profile
Pièce de fixation de grille fabriquée à partir du profilé VO 11



MONTAGEM DA CALEIRA NA SOLEIRA

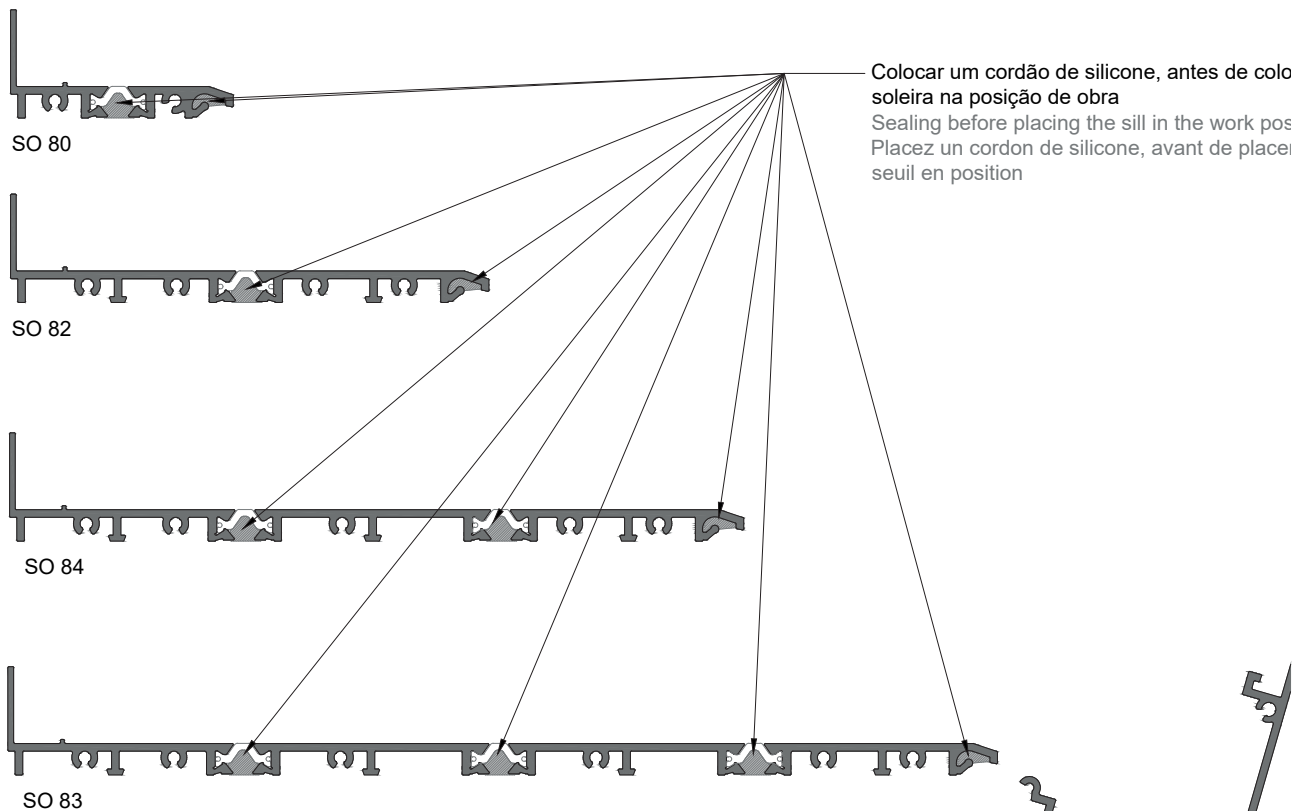
ASSEMBLY OF THE DRAINAGE CHANNEL ONTO THE DRAINAGE GUTTER

MONTAGE DE LA GOUTTIÈRE DE VIDANGE SUR LE GOUTTIÈRE DE SOL


OPERAÇÕES DE SELAGEM A EFECTUAR EM TODAS AS SOLEIRAS DAS SOLUÇÕES OS-DOUBLE*

SEALING OPERATIONS IN ALL SOLUTIONS OS-DOUBLE*

OPERATIONS D'ÉTANCHÉITÉ À RÉALISER SUR TOUS LES SOLUTIONS OS-DOUBLE*



Antes de aplicar o caixilho sobre a soleira, fazer uma selagem com cordão de silicone e fita entre a soleira e a caleira
Before applying the frame over the sill, seal it with a silicone and sealing membrane between the sill and the drainage channel
Avant placer le cadre sur le seuil, scellez avec un cordon de silicone et en membrane d'étanchéité entre le seuil et là gouttière



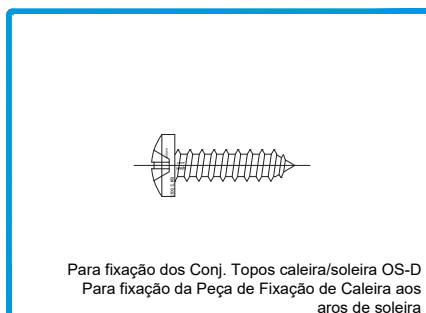
299112

MEMBRANA SELAGEM
50MM (2M)

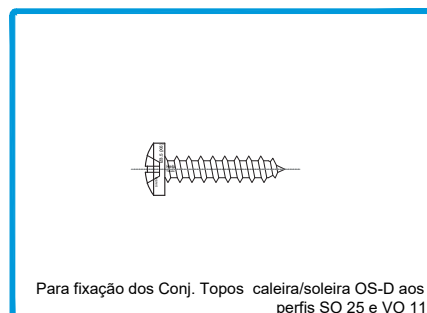
TOPOS PARA CALEIRA/SOLEIRA

DRAINAGE CHANNEL/DRAINAGE GUTTER END-CAPS

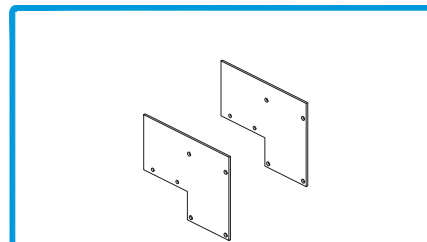
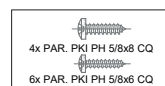
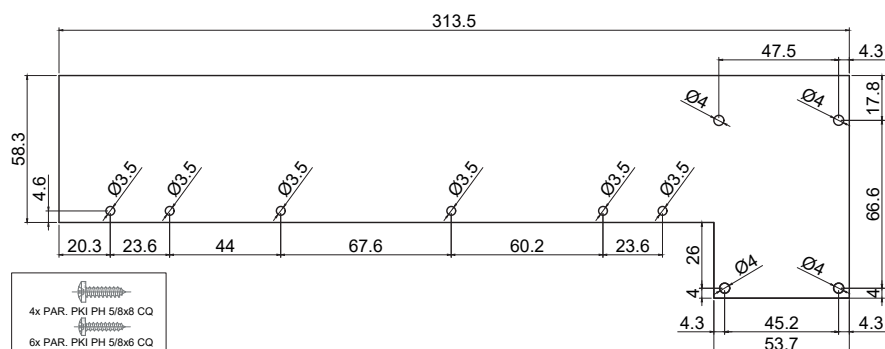
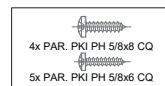
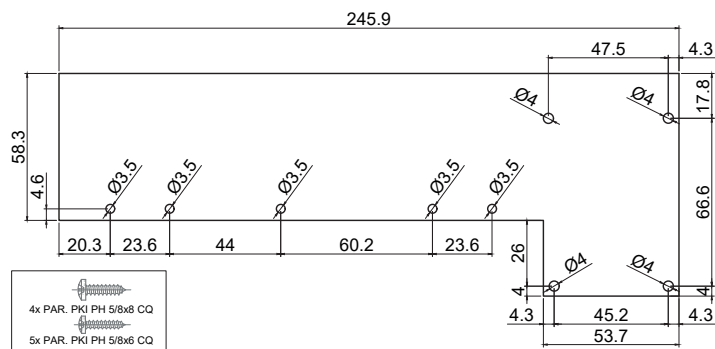
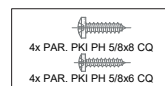
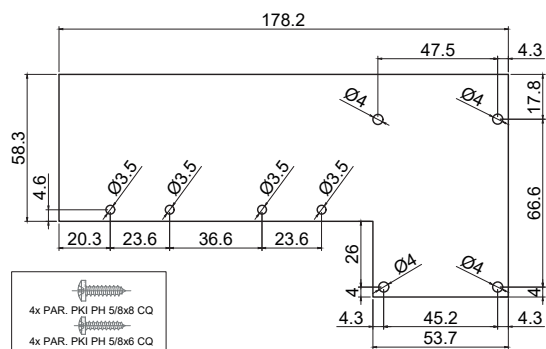
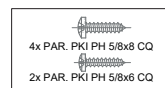
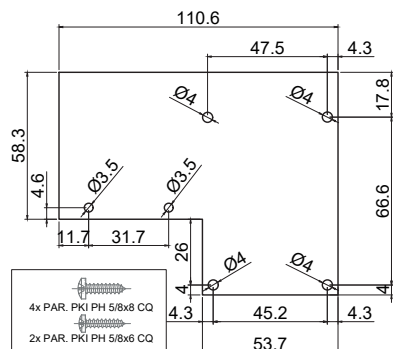
EMBOUTS POUR GOUTTIÈRE DE VIDANGE/GOUTTIÈRE DE SOL



290729 PARAFUSO PKI PH 5/8x6 CQ

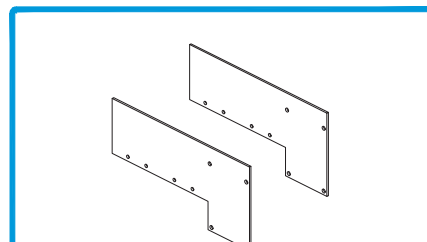


290730 PARAFUSO PKI PH 5/8x8 CQ



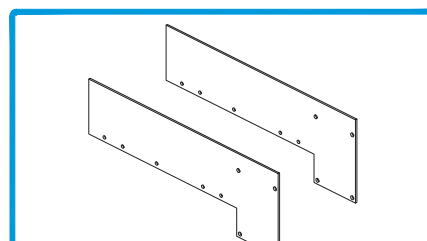
Aplicar no perfil SO 25 em tipologias 1-rail
Material: Alumínio (2mm espessura)
Para obter este acessório consultar o Depart. Técnico

212245 CONJUNTO TOPOS CALEIRA/SOLEIRA OS-D 1-RAIL



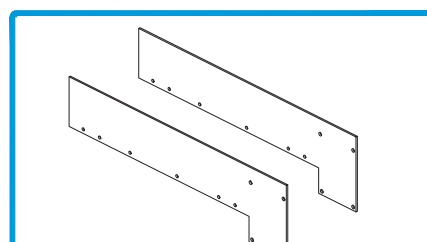
Aplicar no perfil SO 25 em tipologias 2-rail
Material: Alumínio (2mm espessura)
Para obter este acessório consultar o Depart. Técnico

212246 CONJUNTO TOPOS CALEIRA/SOLEIRA OS-D 2-RAIL



Aplicar no perfil SO 25 em tipologias 3-rail
Material: Alumínio (2mm espessura)
Para obter este acessório consultar o Depart. Técnico

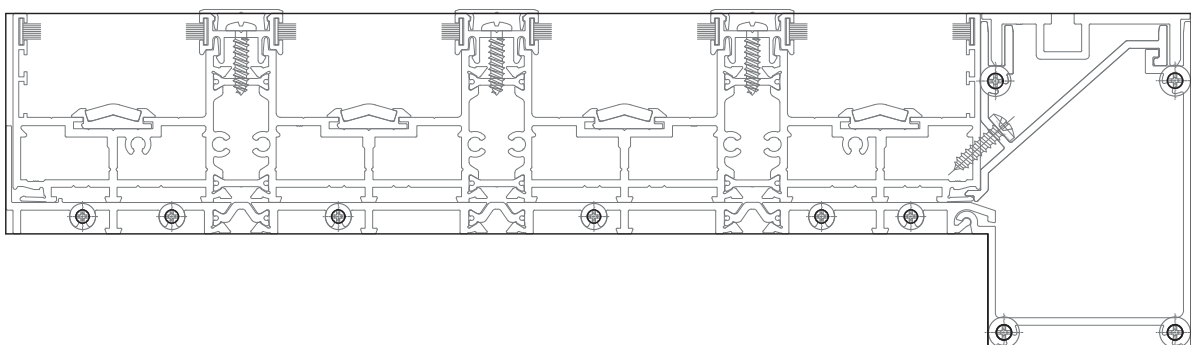
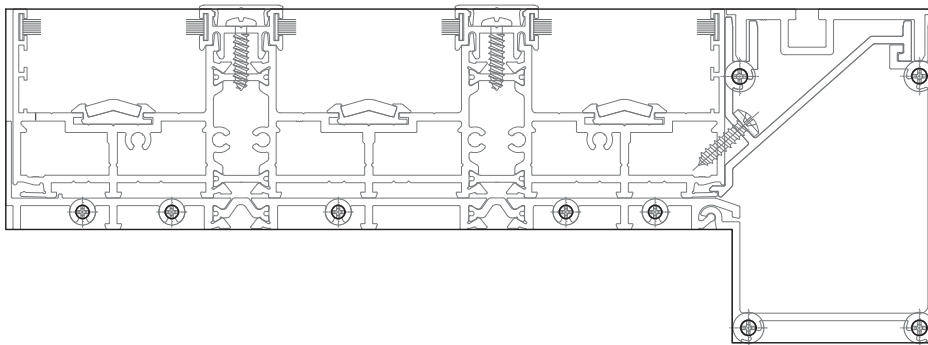
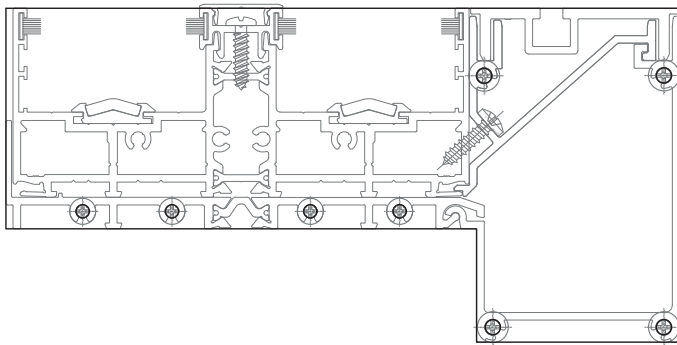
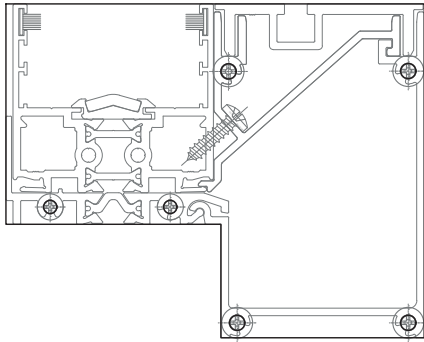
212247 CONJUNTO TOPOS CALEIRA/SOLEIRA OS-D 3-RAIL



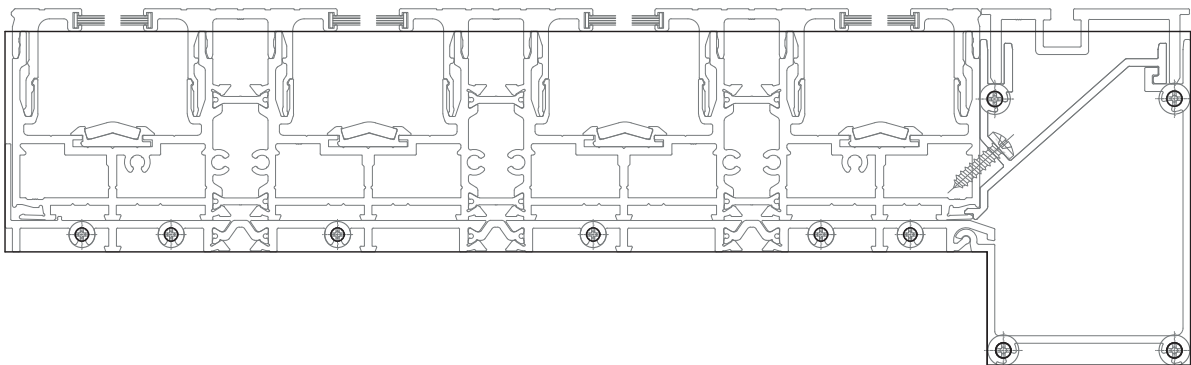
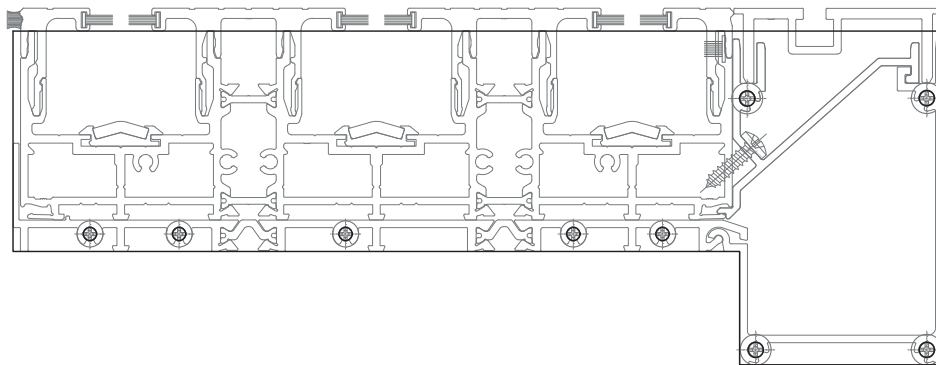
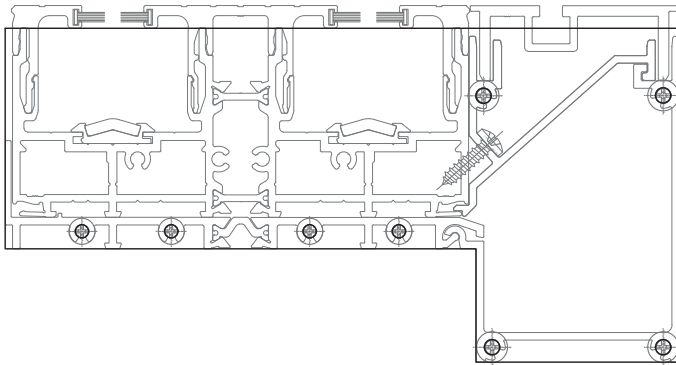
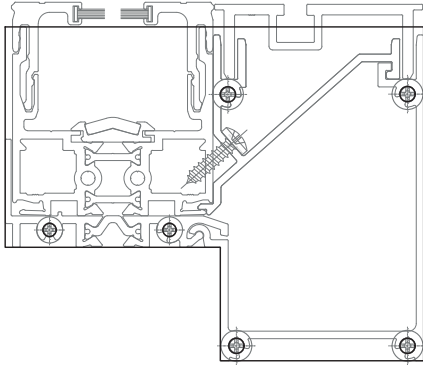
Aplicar no perfil SO 25 em tipologias 4-rail
Material: Alumínio (2mm espessura)
Para obter este acessório consultar o Depart. Técnico

212251 CONJUNTO TOPOS CALEIRA/SOLEIRA OS-D 4-RAIL

APLICAÇÃO DOS TOPOS PARA CALEIRA/SOLEIRA - LINHA OS-DOUBLE TRADICIONAL
APPLICATION OF THE DRAINAGE CHANNEL/DRAINAGE GUTTER END-CAPS - OS-DOUBLE CLASSIC
APPLICATION D'EMBOUTS POUR GOUTTIÈRE DE VIDANGE/GOUTTIÈRE DE SOL - LIGNE OS-DOUBLE CLASSIQUE



APLICAÇÃO DOS TOPOS PARA CALEIRA/SOLEIRA - LINHA OS-DOUBLE SOLEIRA OCULTA
APPLICATION OF THE DRAINAGE CHANNEL/DRAINAGE GUTTER END-CAPS - OS-DOUBLE CONCEALED SILL
APPLICATION D'EMBOUS POUR GOUTTIÈRE DE VIDANGE/GOUTTIÈRE DE SOL - LIGNE OS-DOUBLE SEUIL CACHÉE



OPERAÇÕES DE SELAGEM A EFECTUAR EM SOLEIRAS

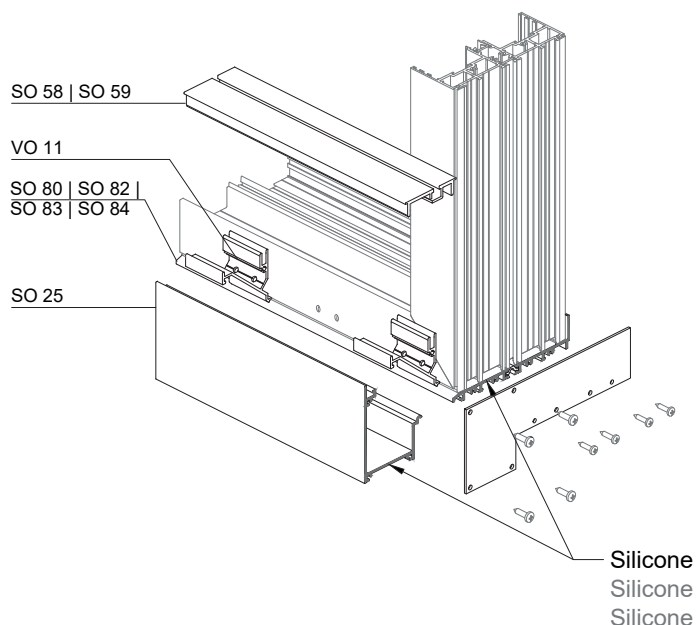
SEALING OPERATIONS TO BE EXECUTED ON SILLS

OPERATIONS D'ÉTANCHÉITÉ À RÉALISER SUR LES SEUILS

1. Selar as arestas com silicone antes de aplicar os toposo

Seal edges with silicone before applying end-caps

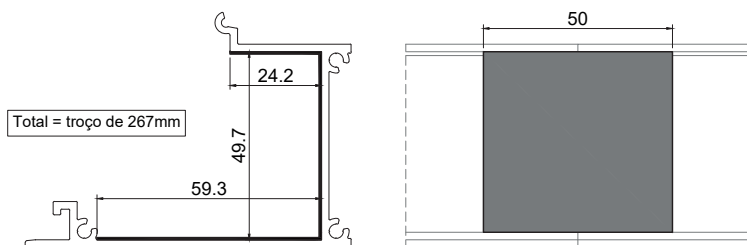
Sceller les bords avec silicone avant d'appliquer l'embouts



2. Aplicar a Membrana de selagem nas emendas da caleira: vãos com largura superior a 6,5m e vãos de canto

Apply Sealing membrane to the gutter seams: frames with width greater than 6.5m or in corners

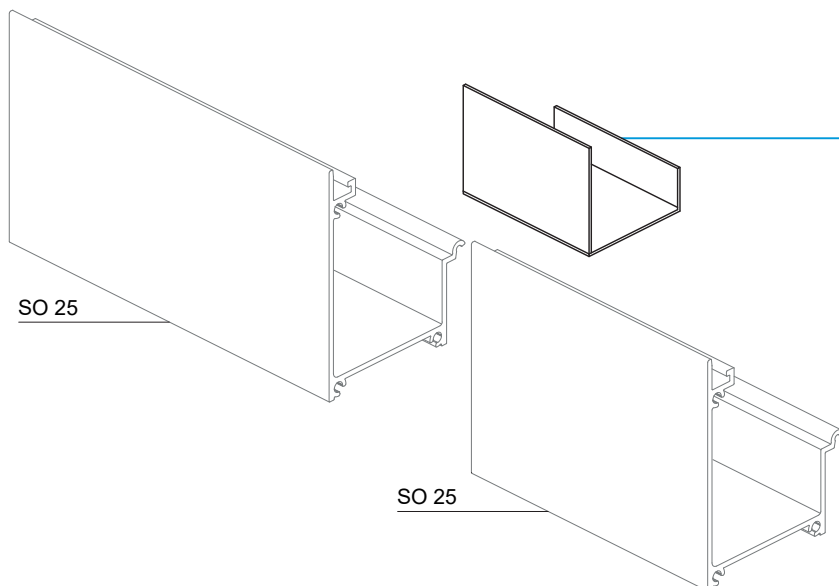
Appliquer la Membrane d'étanchéité sur les joints de gouttière: cadres avec largeur supérieure à 6,5 m ou dans les coins



Aplicar nas emendas da caleira: vãos com largura superior a 6,5m e vãos de canto

Apply to the gutter seams: frames with width greater than 6.5m or in corners

Appliquer sur les joints de gouttière: cadres avec largeur supérieure à 6,5 m ou dans les coins



X

ANOTAÇÕES
ANNOTATIONS | REMARQUES

ATUALIZAÇÕES REALIZADAS NESTA VERSÃO CATALOGO TECNICO OS-D+ V04JUL2022 UPDATES DONE IN THIS VERSION LES MISES À JOUR EFFECTUÉES DANS CETTE VERSION	
1	<p>Capítulo IV - Trocadas as referências do SO 26 para SO 58 nas tabelas de Perfis Chapter IV - Changed the SO 26 references to SO 58 in the Profiles tables Chapitre IV - Modification des références de SO 26 à SO 58 dans les tables de profilés</p>
2	<p>Capítulo IV - Corrigidas as medidas de corte do SO 16 Chapter IV - Corrected the SO 16 cutting measures Chapitre IV - Correction des mesures de coupe SO 16</p>
3	<p>Página IV . 2-1 - Corrigida a quantidade do SO 60 na tabela Page IV . 2-1 - Corrected the quantity of SO 60 in the table Page IV . 2-1 - Correction de la quantité de SO 60 dans le tableau</p>
4	<p>Página IV . 2-3 - Correção da medida de corte da poliamida OS 95 Page IV . 2-3 - Correction of the cutting measure of the polyamide OS 95 Page IV . 2-3 - Correction de la mesure de coupe du polyamide OS 95</p>
5	<p>Página IV . 2-5 - Adicionado corta-vento na zona de fecho central (atualização na tabela de acessórios) e retificação das medidas de corte da poliamida OS 95 e perfil OS 30 Page IV . 2-5 - Added central gasket in the central closing area (update in the accessories table) and rectification of the cutting measures of the OS 95 polyamide and the OS 30 profile Page IV . 2-5 - Ajout des pièces d'étanchéité dans la zone de fermeture centrale (mise à jour dans le tableau des accessoires) et rectification de la mesure de coupe du polyamide OS 95 et du profilé OS 30</p>
6	<p>Página IV . 2-5 - Acrescentado perfil vareta duplo no pormenor Soleira tradicional galandage com SO38/39 Page IV . 2-5 - Added double rod profile on Classic sill pocket detail with SO38/39 Page IV . 2-5 - Ajout d'une tige double sur le détail Seuil classique galandage avec SO38/39</p>
7	<p>Página IV . 2-7 - Correção das medidas de corte da poliamida OS 95 e perfil OS 30 Page IV . 2-7 - Correction of the cutting measure of the OS 95 polyamide and the OS 30 profile Page IV . 2-7 - Correction des cotes de coupe du polyamide OS 95 et du profilé OS 30</p>
8	<p>Página IV . 2-9 e 2-10 - Corrigidas as medidas de corte dos perfis SO 14, OS 801 e OS 35 Page IV . 2-9 and 2-10 - Corrected the cutting measures of the SO 14, OS 801 and OS 35 profiles Page IV . 2-9 et 2-10 - Correction des mesures de coupe des profilés SO 14, OS 801 et OS 35</p>
9	<p>Capítulo V - Adicionados os corta vento soleira oculta nas tabelas de quantidades de acessórios Chapter V - Added concealed central gaskets in the accessory quantity tables Chapitre V - Ajout de pièces d'étanchéité cachée dans les tableaux de quantité des accessoires</p>
10	<p>Capítulo V - Retificadas as medidas de corte do perfil OS 41 face à aplicação do corta vento soleira oculta Chapter V - Corrected the cutting measures of the OS 41 profile due to the application of the concealed sill central gasket Chapitre V - Correction des mesures de coupe du profilé OS 41 en vue de l'application des pièces d'étanchéité à seuil caché</p>
11	<p>Capítulo V - Trocadas todas as tampas das caleiras nos pormenores verticais (estavam as baixas e são as altas) e trocadas as referências do SO 27 para SO 59 nas tabelas de Perfis Chapter V - Changed all drainage channel grids on vertical details (they were the low ones and are the high ones) and changed references from SO 27 to SO 59 in the Profiles tables Chapitre V - Changement de toutes les grilles pour gouttières de vidange sur les détails verticaux (elles étaient les basses et sont les hautes) et changement des références de SO 27 à SO 59 dans les tableaux des profilés</p>
12	<p>Página V.1 - Correção das medida do vidro e dos perfis SO 16 e OS 08/18 Page V.1 - Correction of glass measures and SO 16 and OS 08/18 profiles Page V.1 - Correction des mesures du verre et des profilés SO 16 et OS 08/18</p>

13	<p>Página V . 3 - Corrigidas as medidas de corte de perfis na Tabela de perfis Page V . 3 - Corrected the profile cutting measures in the profile Table Page V . 3 - Correction des mesures de coupe des profilés dans le Tableau des profilés</p>
14	<p>Página V . 9 - Corrigida a medida de corte no pormenor de mosquiteira em soleira oculta com OS 18 (estava H-113 e é H-133) Page V . 9 - Corrected the cutting measure on the detail of the mosquito net in concealed sill with OS 18 (was H-113 and it is H-133) Page V . 9 - Correction de la mesure de la coupe sur le détail de la moustiquaire en seuil caché avec OS 18 (était H-113 et est maintenant H-133).</p>
15	<p>Página VI . 1-8 - Retificadas as medidas de corte do perfil OS 41 face à aplicação do corta vento soleira oculta Page VI . 1-8 - The cutting dimensions of the OS 41 profile have been corrected due to the application of the concealed sill central gaskets PageVI . 1-8 - Les cotes de coupe du profilé OS 41 ont été corrigées en vue de l'application des pièces d'étanchéité de seuil caché</p>
16	<p>Página VI . 1-13 - Trocadas as tampas das caleiras nos esquemas (estavam as baixas e são as altas) Page VI . 1-13 - Replaced the drainage channel grids in the schemes (they were the low ones and are the high ones) Page VI . 1-13 - Remplacement des grilles pour gouttières de vidange dans les schémas (c'étaient les basses et ce sont les hautes)</p>
17	<p>Página V.3 - Retificadas medidas de corte dos perfis OS 40, 41 e poliamida OS 95. Corrigida cota dos perfis OS 08 OS 18 no esquema Page V.3 - Corrected cutting measures of OS 40, 41 and OS 95 polyamide profiles. Corrected dimension of OS 08 profiles OS 18 in the schematic Page V.3 - Mesures de coupe corrigées des profilés OS 40, 41 et polyamide OS 95. Cote corrigée des profilés OS 08 OS 18 dans le schéma</p>
18	<p>Página V.4 - Corrigidas medidas de corte dos perfis OS 41 e da poliamida OS 95 Page V.4 - Corrected cutting measures for OS 41 profiles and OS 95 polyamide Page V.4 - Mesures de coupe corrigées pour les profilés OS 41 et polyamide OS 95</p>
19	<p>Página V.5 - Corrigidas medidas de corte dos perfis OS 41 e OS 30 e da poliamida OS 95 Page V.5 - Corrected cutting measures of OS 41 and OS 30 profiles and OS 95 polyamide Page V.5 - Mesures de coupe corrigées des profilés OS 41 et OS 30 et du polyamide OS 95</p>
20	<p>Página V.9 - Corrigida medida de corte vertical do perfil OS 47 Page V.9 - Corrected the vertical cut measurement of the OS 47 profile Page V.9 - Correction de la mesure de coupe verticale du profilé OS 47</p>
21	<p>Substituição do cilindro 27,5/35 (ref. 230020) pelos novos 30/30 e 30B/30 (refs. 207436 e 207437) Replacement of the 27.5/35 cylinder (ref. 230020) for the new 30/30 and 30B/30 (refs. 207436 and 207437) Remplacement du cylindre 27,5/35 (réf. 230020) pour les nouveaux 30/30 et 30B/30 (réfs. 207436 et 207437)</p>
22	<p>Acrescentado espelho alumínio 23mm para cilindro (ref. 220196) Added 23mm aluminum cover plate for cylinder (ref. 220196) Ajout d'enjoliveur d'aluminium 23mm pour cylindre (réf. 220196)</p>
23	<p>Acrescentadas maquinações dos perfis SO 38 e SO 39 para soleira oculta Added machining of the SO 38 and SO 39 profiles for concealed sill Ajout de l'usinage des profilés SO 38 et SO 39 pour seuil caché</p>
24	<p>Correcção das linhas de tratamento dos perfis SO 38 e SO 39 Correction of treatment lines for SO 38 and SO 39 profiles Correction des lignes de traitement pour les profilés SO 38 et SO 39</p>

Este Catálogo Técnico poderá sofrer alterações por motivos técnicos, sem aviso prévio.

Qualquer encomenda deverá ser sujeita a confirmação dos nossos serviços.

A publicação do presente catálogo técnico anula qualquer versão prévia em vigor, sendo válida até nova atualização.

This Technical Catalogue might be subjected to changes due to technical reasons, without previous warning.

All orders must pass through the confirmation of our technical services.

The publication of this technical catalogue cancels any previous version in use, and is valid until a new update.

Ce Catalogue Technique pourra être modifié sans pré avis de notre part, due à des raisons techniques.

Toute commande devra être confirmée par nos services.

La publication de ce catalogue technique annule toute version antérieure en vigueur, et est valable jusqu'à une nouvelle mise à jour.



Licença nº 1406 - SOSOARES
Licença nº 1411 - ALFA SUL



Licença nº 809 - SOSOARES
Licença nº 817 - PORTALEX

ALFA SUL
EN Lisboa-Sintra Km 14
2725-937 Mem Martins
T +351 219 265 090 | F +351 219 265 098
E alfa.sul@sosoares.pt

ALULIDER
Pavilhão Industrial H - Plataforma 13D
Zona Franca Industrial
9200-047 Caniçal - Madeira
T +351 291 960 494 | F +351 291 960 497
E alulider@sosoares.pt

PORTALEX
Estrada de S. Marcos, 23
2735-521 Cacém
T +351 210 412 500 | F +351 210 412 507
E comercial@portalex.eu

SOSOARES
Rua do Campo Alegre, 474
4150-170 Porto
T +351 226 096 709 | F +351 226 005 642
E comercial@sosoares.pt

www.sosoares.pt
www.portalex.eu