HT

sistema de harmónio com corte térmico
folding system with thermal break
systéme repliable à rupture de pont thermique

CASA NA MADEIRA | PORTUGAL | BRAVAPLAN-PLANEAMENTO E ENGENHARIA CIVIL, LDA.
HOUSE IN MADEIRA | MAISON EN MADEIRA

CATÁLOGO TÉCNICO

TECHNICAL CATALOG | CATALOGUE TECHNIQUE

GRUPO SOSOARES

ÍNDICE

TABLE OF CONTENTS | TABLE DE MATIÈRES

APRESENTAÇÃO I
PRESENTATION
PRÉSENTATION

LISTAGEM DE PERFIS II
PROFILES LIST
LISTE DES PROFILÉS

LISTAGEM DE ACESSÓRIOS III
ACCESSORIES LIST
LISTE D'ACCESSOIRES

TIPOLOGIAS E MAPAS DE QUANTIDADES IV
TYPOLOGIES AND QUANTITY MAPS
TYPOLOGIES ET CARTES DES QUANTITÉS

MAQUINAÇÃO DOS PERFIS V
PROFILES MACHINING
USINAGE DES PROFILÉS

MONTAGEM DOS PERFIS VI
PROFILES ASSEMBLY
ASSEMBLAGE DES PROFILÉS

ANOTAÇÕES VII
ANNOTATIONS
REMARQUES

sistema de harmónio com corte térmico

folding system with thermal break

système repliable à rupture de pont thermique

O sistema de harmónio HT apresenta grande capacidade térmica e bastante potencial para a aplicação em grandes vãos, nos quais o principal objetivo é obter o máximo de vista livre aquando da sua abertura.
Desenhado para tipologias entre 2 e 7 folhas, este sistema adapta-se perfeitamente a todo o tipo de exigências arquitectónicas apresentando elevada robustez e facilidade de manuseamento.

The HT folding system has great thermal capacity and a lot of potential for application in large spans, in which the main objective is to obtain the maximum free view when it is opened.
Designed for typologies between 2 and 7 sashes, this system adapts perfectly to all types of architectural requirements presenting high strength and ease of handling.

Le système repliable HT a une grande capacité thermique et un grand potentiel pour une application sur de grandes cadres, dans lequel l'objectif principal est d'obtenir le maximum de visibilité libre lorsqu'il est ouvert.
Conçu pour des typologies entre 2 et 7 vantaux, ce système s'adapte parfaitement à tous types d'exigences architecturales présentant une grande résistance et une maniabilité.

APRESENTAÇÃO PRESENTATION | PRÉSENTATION	reta | straight | droite
DIMENSÕES DIMENSIONS | DIMENSIONS aros fixos | fixed frames | cadre dormant aros móveis | mobile frames | cadre ouvrant	 77mm 77mm
ENCHIMENTO FILLING | REMPLISSAGE	De 14 a 50mm From 14 to 50mm | De 14 à 50mm
CORTES CUTS | COUPES	45° | 90º
VEDAÇÃO INSULATION | ÉTANCHÉITE	Juntas em EPDM EPDM joints | Joints en EPDM
POLIAMIDA POLYAMIDE	24mm | 32mm
UNIÕES UNIONS | UNIONS	Esquadros de bloqueio 19mm | 22mm Blocking brackets | Équerres de verrouillages
ABERTURAS OPENINGS | OUVERTURES	2 a | to | a 7 folhas | sashes | vantaux
ACABAMENTOS FINISHES | FINITIONS	Lacados | Anodizados | Bicolores Powder coated | Anodised | Bicolour Laqué | Anodisé | Bicouleur

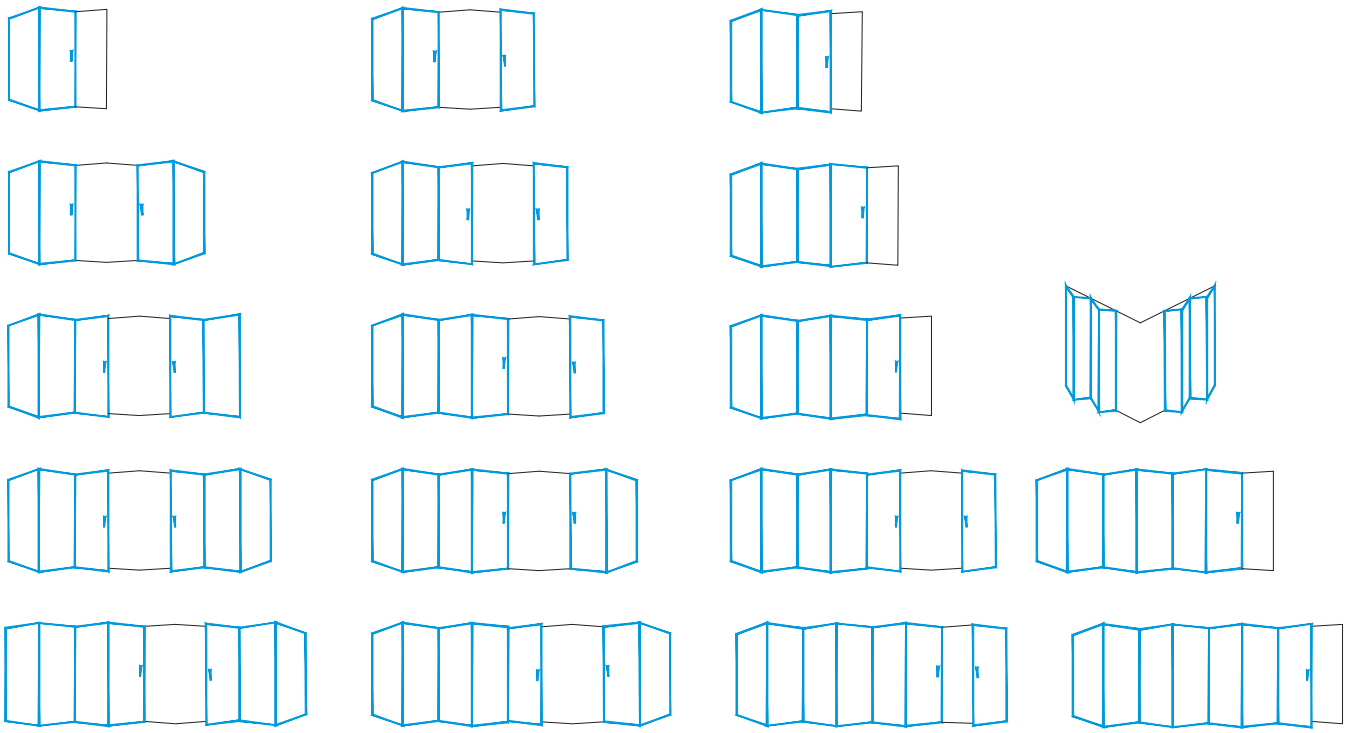

Todas as medidas são consideradas em mm, salvo as devidamente identificadas
All measurements are considered in mm, except those duly identified | Toutes les mesures sont considérées en mm saufs celles qui sont dûment identifiées

CARACTERÍSTICAS MÍNIMAS/MÁXIMAS

minimum/maximum characteristics | caracteristiques minimum/maximum

	Tipologias ímpares * Odd typologies * | Typologies impaires *	**Tipologias pares** Even typologies | Typologies paires
	Folhas sem o acessório **Ref. 212044** Sashes without accessory **Ref. 212044** Vantaux sans accessoire **Réf. 212044**	Folhas com o acessório Ref. 212044 Sashes with accessory Ref. 212044 Vantaux avec accessoire Réf. 212044
Largura mínima Minimum length | Largeur minimale	600 mm	651 mm
Largura máxima Maximum length | Largeur maximale	1000 mm	1200 mm
Altura mínima Minimum height | Hauteur minimale	600 mm	600 mm
Altura máxima Maximum height | Hauteur maximale	3000 mm	3500 mm
Peso máximo Maximum weight | Poids maximal	100 kg	120 kg

*** É obrigatório cumprir a sequência de abertura indicada abaixo, para garantir o funcionamento adequado da janela:**
It is mandatory to comply with the opening sequence indicated below, to ensure proper operation of the window:
Il est obligatoire de respecter la séquence d'ouverture indiquée ci-dessous, assurer le bon fonctionnement de la fenêtre:

1

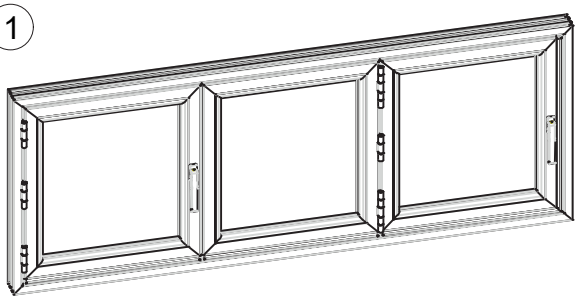

2

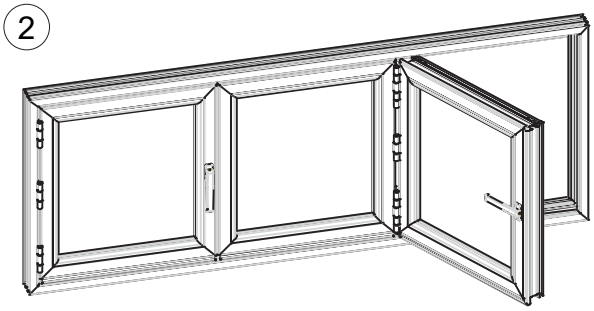

3

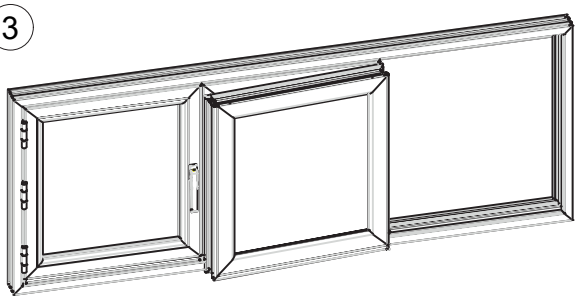

4

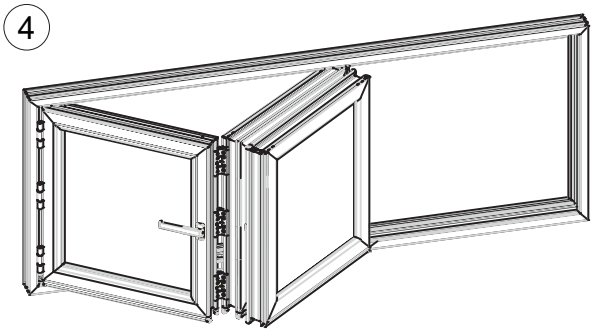

DESEMPENHO DO SISTEMA

system performance | performance du système

Marcação CE CE MARKING Marquage CE NP EN 14351-1	Janela harmónio 4 folhas com 4,59 x 3,59 m (L x H) Vidro: 6 + 16 + 44.1 4 foldable sashes window with 4,59 x 3,59 m (W x H) Glass: 6 + 16 + 44.1 Fenêtre repliable 4 vantaux avec 4,59 x 3,59 m (L x H) Verre: 6 + 16 + 44.1
Permeabilidade ao AR AIR Permeability | Permeabilité à l'AIR EN 12 207:2000	**4**
Estanquidade à ÁGUA WATER Tightness | Étanchéité à l'EAU EN 12 208:2000	**7A**
Resistência ao VENTO WIND Resistance| Résistance ao VENT EN 12 210:2000	**B1**

DESEMPENHO TÉRMICO DO SISTEMA

thermal system performance | performance thermique du système

- Aro Inferior | Bottom Frame | Cadre Inférieur

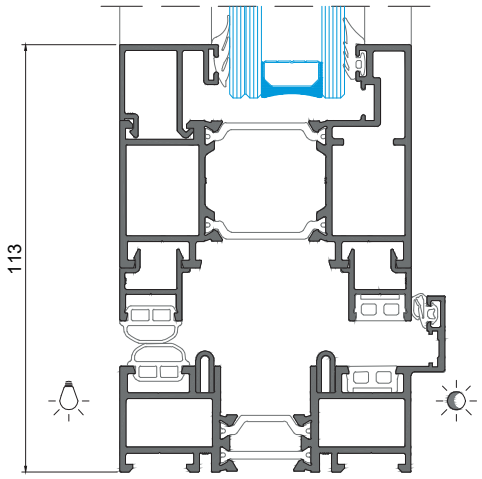

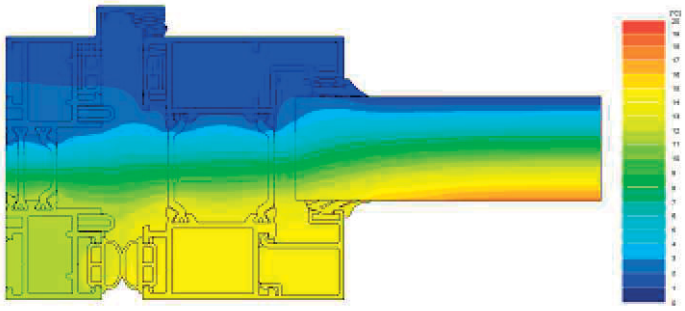

Secção | Section | Section (3a) (7a) (11a) (15a) **Uf = 2,94 W/m²K**

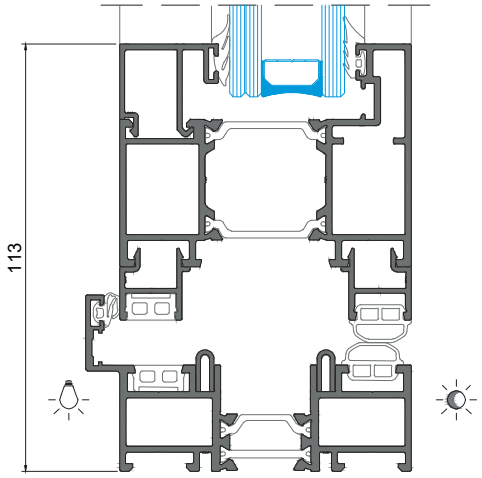

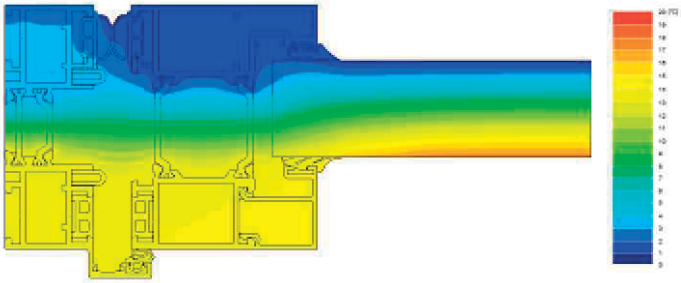

Secção | Section | Section (3a) (7a) (11a) (15a) **Uf = 2,98 W/m²K**

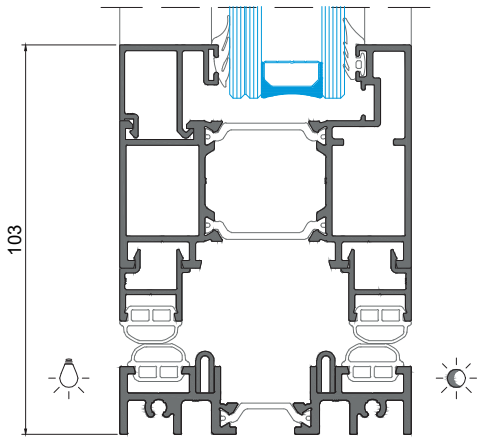

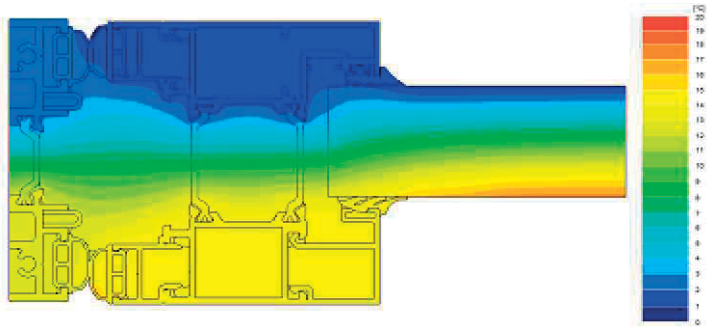

Secção | Section | Section (3b) (7b) (11b) (15b) **Uf = 2,70 W/m²K**

DESEMPENHO TÉRMICO DO SISTEMA

thermal system performance | performance thermique du système

- Aro Superior | Top Frame | Cadre Supérieure

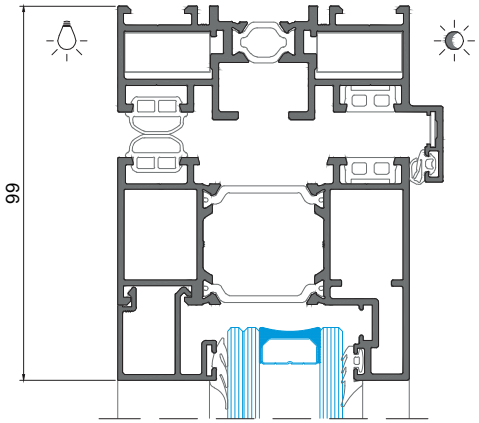

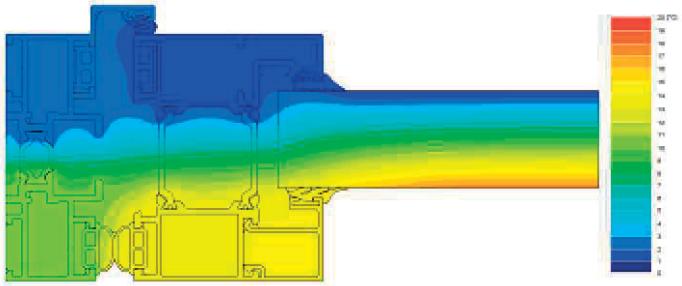

Secção | Section | Section (1) (5) (9) (13) (21) **Uf = 3,25 W/m²K**

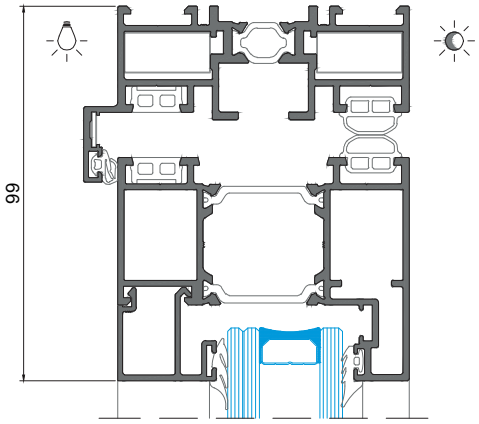

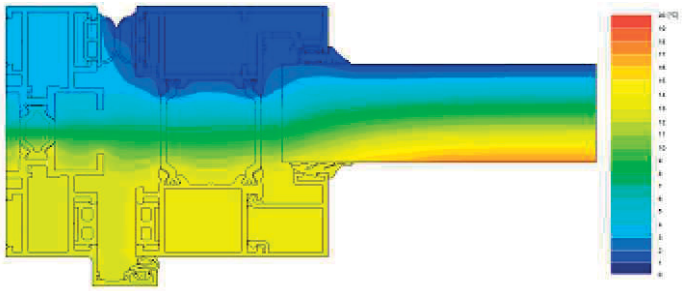

Secção | Section | Section (1) (5) (9) (13) (21) **Uf = 3,32 W/m²K**

- Aro Lateral | Lateral Frame | Cadre Latéral

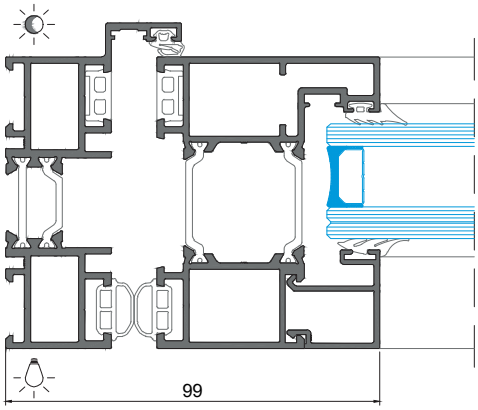

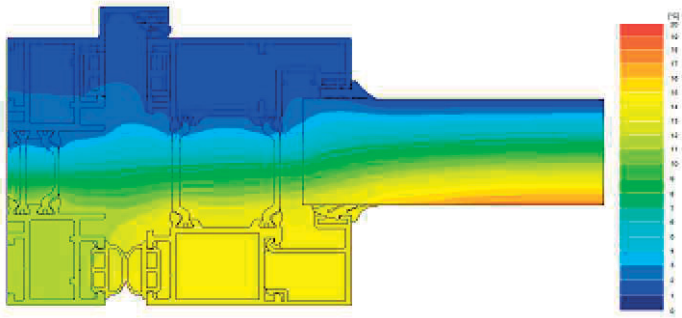

Secção | Section | Section (2a) **Uf = 2,97 W/m²K**

DESEMPENHO TÉRMICO DO SISTEMA

thermal system performance | performance thermique du système

- Aro Lateral | Lateral Frame | Cadre Latéral

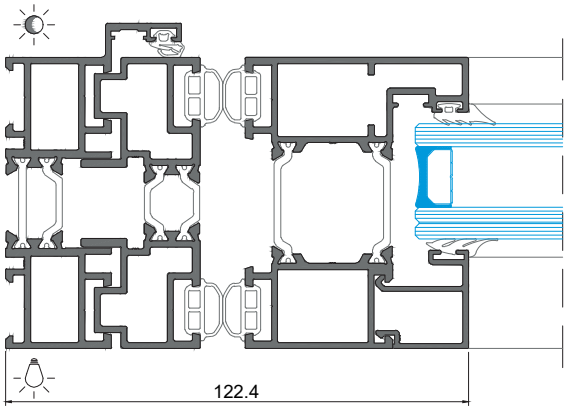

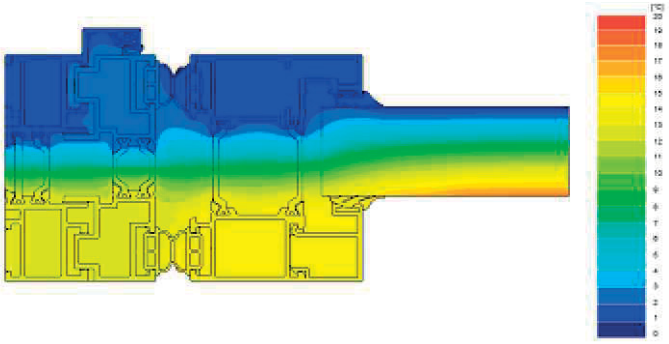

Secção | Section | Section (2b) **Uf = 2,79 W/m²K**

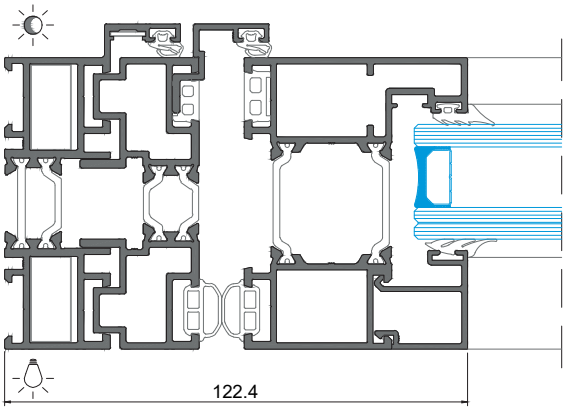

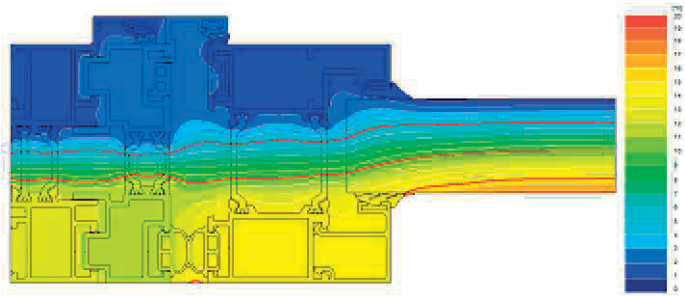

Secção | Section | Section (10b) **Uf = 2,90 W/m²K**

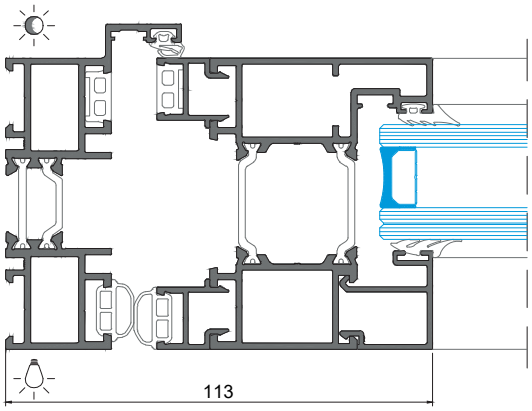

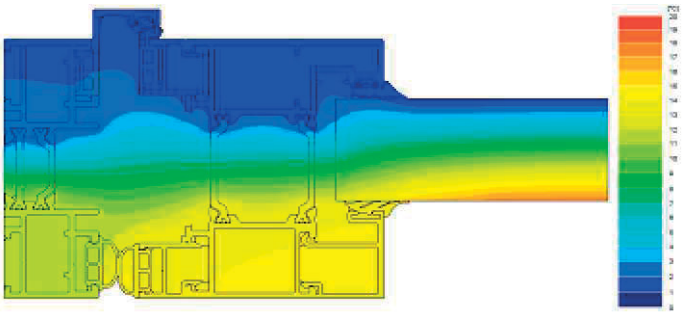

Secção | Section | Section (6a) **Uf = 2,99 W/m²K**

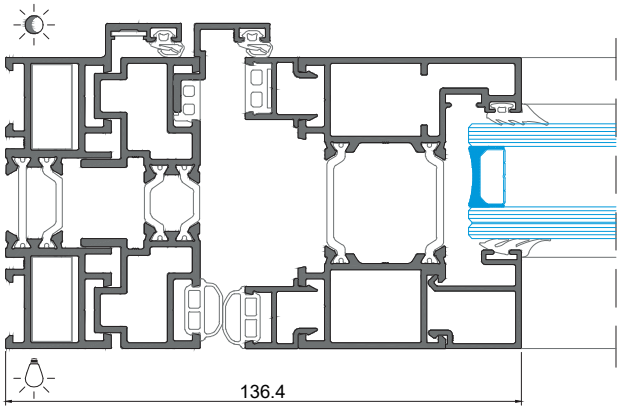

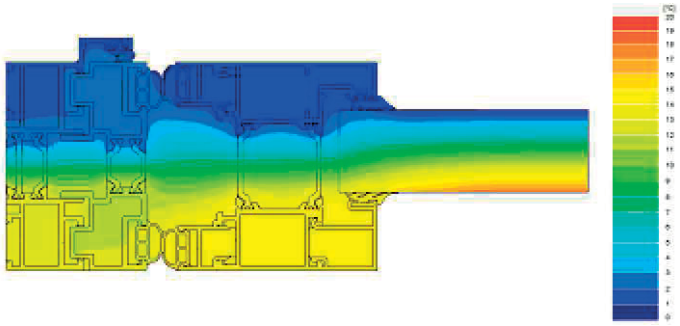

Secção | Section | Section (6b) **Uf = 2,81 W/m²K**

DESEMPENHO TÉRMICO DO SISTEMA

thermal system performance | performance thermique du système

- Central | Central | Central

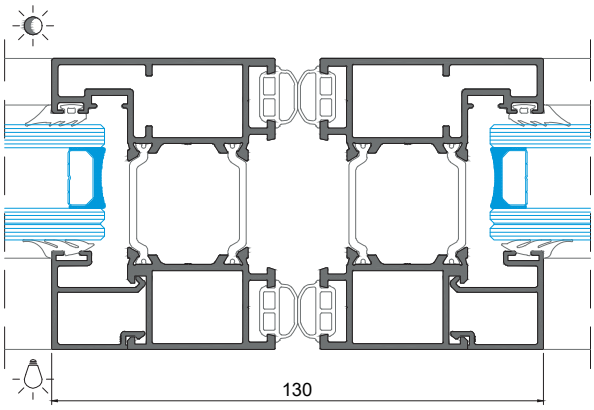

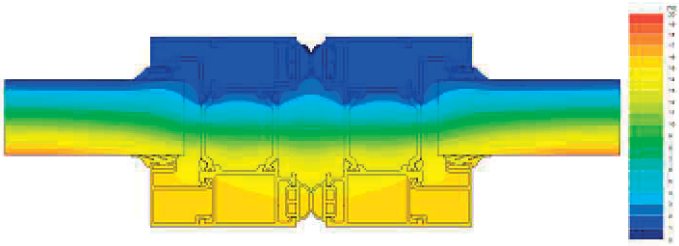

Secção | Section | Section (4) (12) **Uf = 2,44 W/m²K**

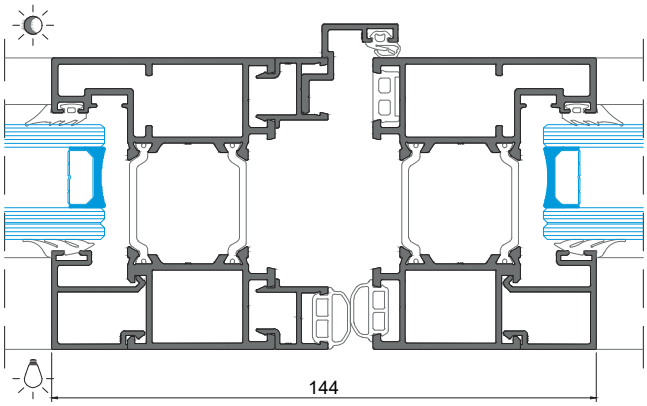

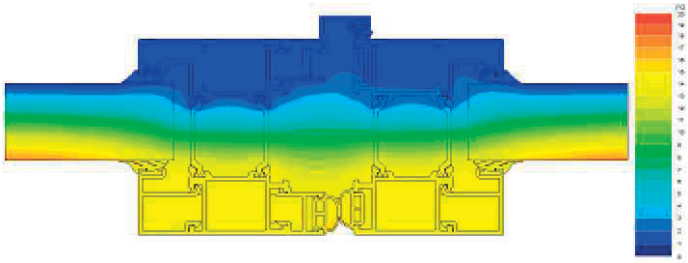

Secção | Section | Section (8) **Uf = 2,69 W/m²K**

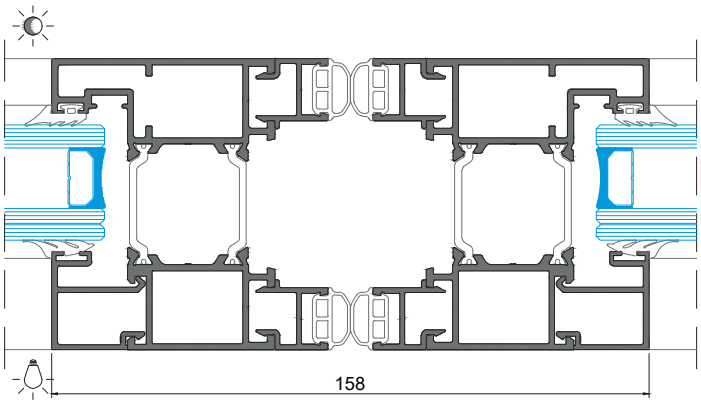

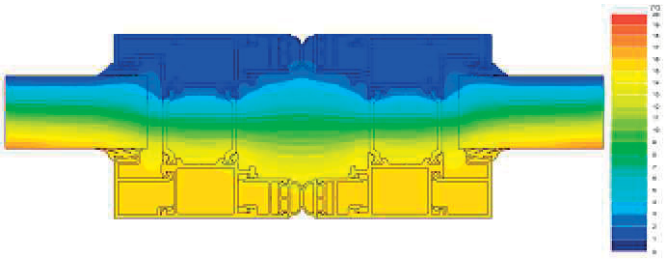

Secção | Section | Section (16) **Uf = 2,68 W/m²K**

DESEMPENHO ACÚSTICO DO SISTEMA

system acoustic performance | performance acoustique du système

Isolamento ACÚSTICO ACOUSTIC Insulation | Isolation ACOUSTIQUE NP EN 14351-1:2008 - Anexo B	Rw = 40 dB Rw (IGU) = 38 dB, área | area ≤ 2,70m²

II

LISTAGEM DE PERFIS

PROFILES LIST | LISTE DES PROFILÉS

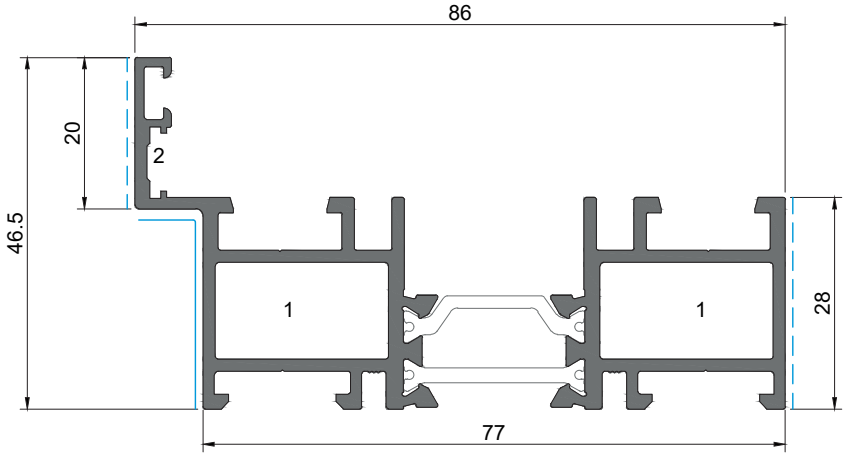

HT 01
Aro fixo
Fixed Frame
Dormant

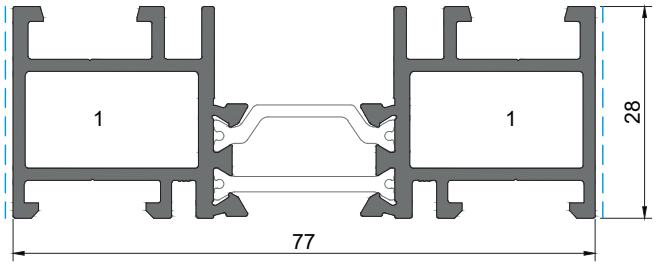

HT 02
Aro fixo
Fixed frame
Cadre dormant

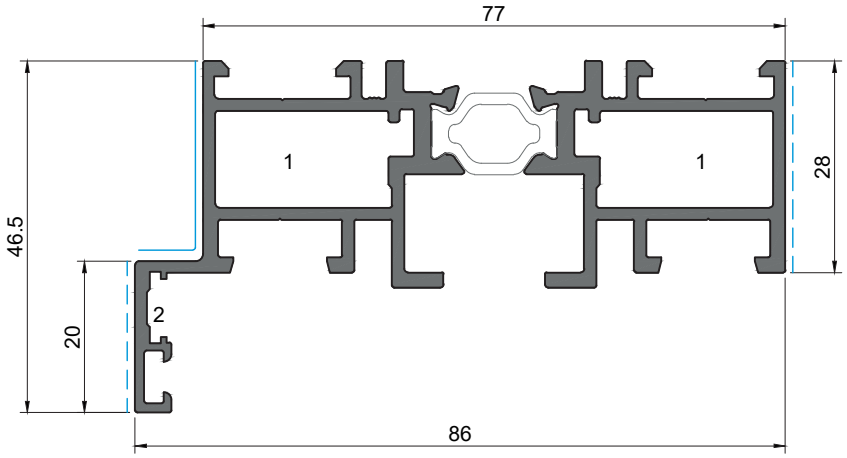

HT 21
Aro fixo superior
Top fixed frame
Dormant supérieur

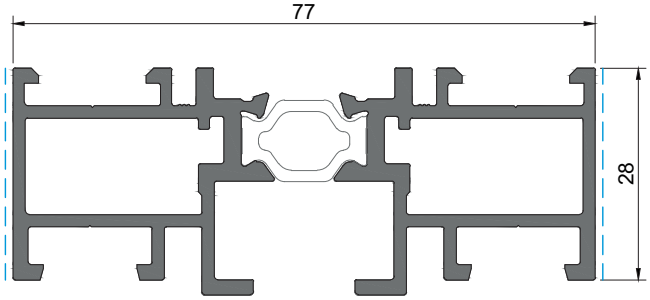

HT 22
Aro fixo superior
Top fixed frame
Dormant supérieur

Tratamento de superfície | Surface treatment | Traitement de surface
PB | PM | EF | EM — PB | EF | EM
Para mais informações, consultar Catálogo de Cores Anodizados
For further information, consult the Anodised Colours Catalogue | Pour plus d'informations, veuillez consulter le Catalogue des Couleurs Anodisées

1 - ESQUADRO | BLOCKING BRACKET | EQUÉRRE HT Nº1
3 - ESQUADRO | BLOCKING BRACKET | EQUÉRRE HT Nº2
2 - CANTO DE ALINHAMENTO OS | ALIGNMENT ANGLE | COIN D'ALIGNEMENT
4 - ESQUADRO DE ALINHAMENTO | ALIGNMENT BLOCKING BRACKET | EQUÉRRE D'ALIGNEMENT

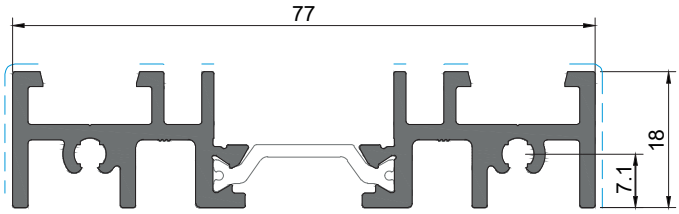

HT 49

Soleira

Sill | Seuil

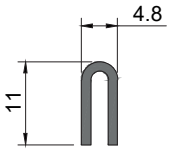

HT 801

Guia inox

Stainless steel guide | Guide en acier inoxydable

Perfil com 3,25m
Profile with 3,25m | Profilé avec 3,25m

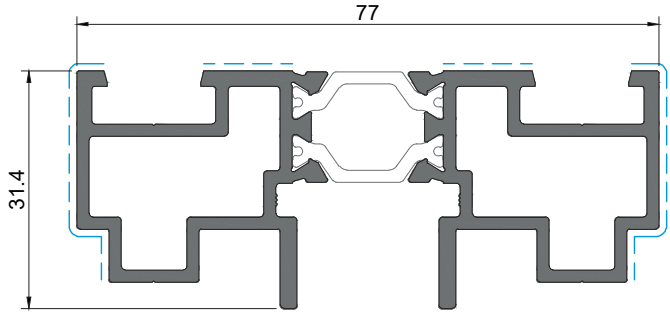

HT 82

Perfil lateral de ajuste

Adjustable lateral profile | Profilé latéral réglable

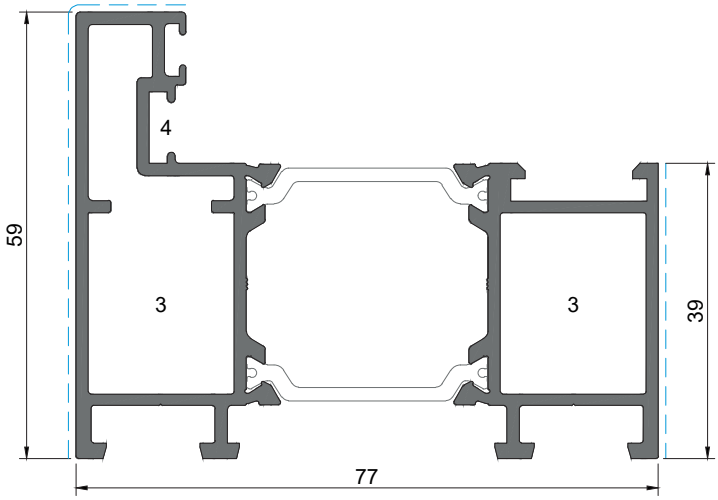

HT 11

Aro móvel

Mobile frame | Ouvrant

Tratamento de superfície | Surface treatment | Traitement de surface
PB | PM | EF | EM
PB | EF | EM
Para mais informações, consultar Catálogo de Cores Anodizados
For further information, consult the Anodised Colours Catalogue | Pour plus d'informations, veuillez consulter le Catalogue des Couleurs Anodisées

1 - ESQUADRO | BLOCKING BRACKET | EQUÉRRE HT Nº1
3 - ESQUADRO | BLOCKING BRACKET | EQUÉRRE HT Nº2

2 - CANTO DE ALINHAMENTO OS | ALIGNMENT ANGLE | COIN D'ALIGNEMENT
4 - ESQUADRO DE ALINHAMENTO | ALIGNMENT BLOCKING BRACKET | EQUÉRRE D'ALIGNEMENT

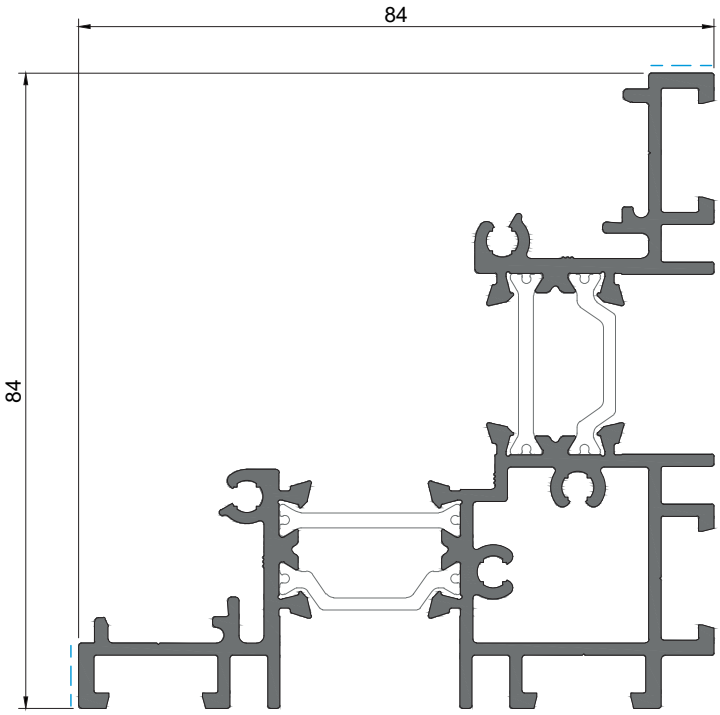

HT 55
Perfil de canto
Corner profile | Profilé du coin

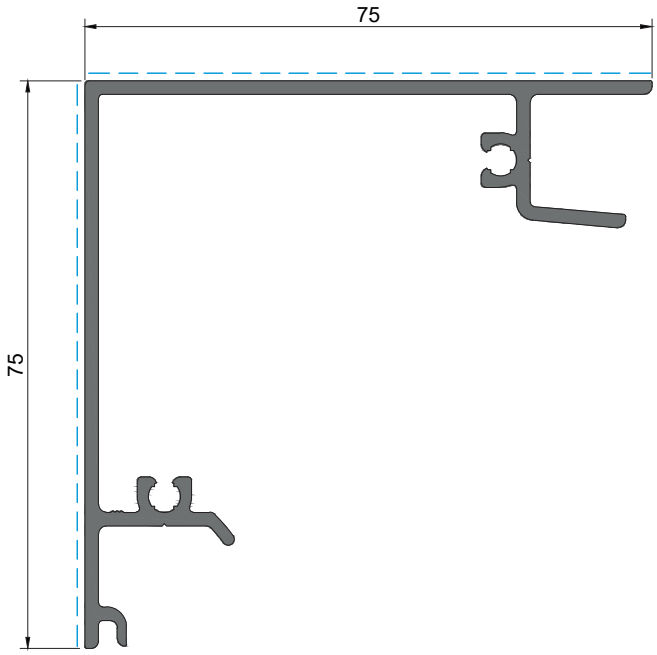

HT 56
Tampa de canto
Corner cover | Couverture pour coin

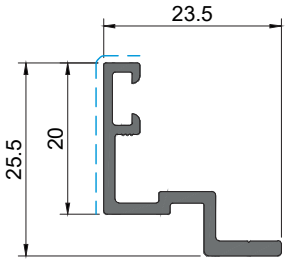

HT 06
Perfil batente
Jamb profile | Profilé battant

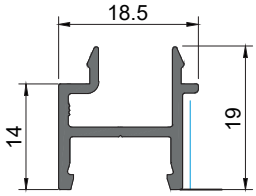

HT 25
Perfil complementar móvel
Mobile complementary profile | Profilé complémentaire ouvrant

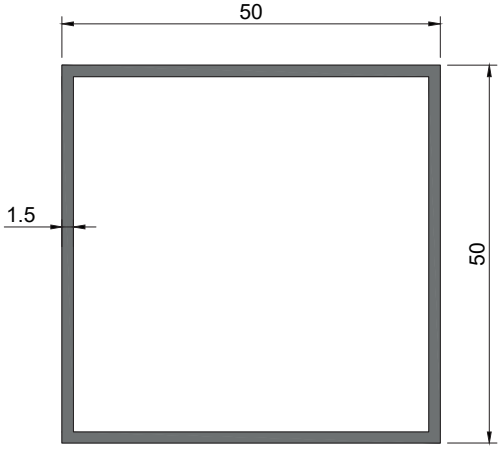

KQ 50
Tubo
Tube | Tube

1 - ESQUADRO | BLOCKING BRACKET | EQUÉRRE HT Nº1
3 - ESQUADRO | BLOCKING BRACKET | EQUÉRRE HT Nº2

2 - CANTO DE ALINHAMENTO OS | ALIGNMENT ANGLE | COIN D'ALIGNEMENT
4 - ESQUADRO DE ALINHAMENTO | ALIGNMENT BLOCKING BRACKET | EQUÉRRE D'ALIGNEMENT

Tratamento de superfície | Surface treatment | Traitement de surface
PB | PM | EF | EM
PB | EF | EM
Para mais informações, consultar Catálogo de Cores Anodizados
For further information, consult the Anodised Colours Catalogue | Pour plus d'informations, veuillez consulter le Catalogue des Couleurs Anodisées



KE 52
Perfil remate
Finishing profile | Profilé de finition



KE 51
Perfil remate
Finishing profile | Profilé de finition

Tratamento de superfície | Surface treatment | Traitement de surface
PB | PM | EF | EM
Para mais informações, consultar Catálogo de Cores Anodizados
For further information, consult the Anodised Colours Catalogue | Pour plus d'informations, veuillez consulter le Catalogue des Couleurs Anodisées

TABELA ORIENTATIVA DE BITES
GLAZING BREADS SCHEDULE
TABLE DES PARCLOSES

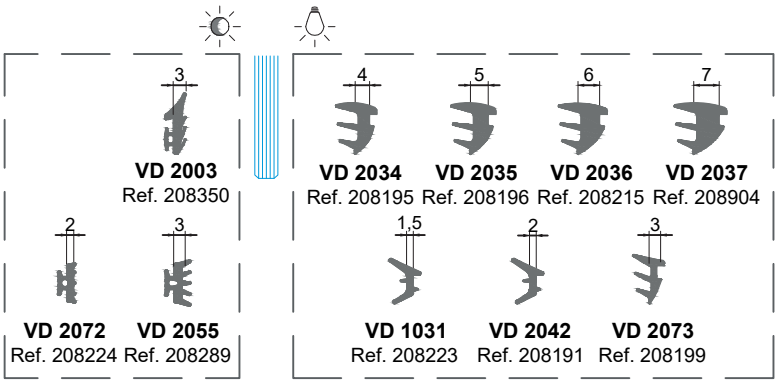

Aconselha-se sempre a utilização do vedante VD 2003 pelo exterior.
It is always advisable to use VD 2003 gasket in the outer side.
Il est toujours conseillé d'utiliser le join VD 2003 de l'extérieur.

VEDANTE EXTERIOR OUTER GASKET JOINT EXTÉRIEUR	ESPESSURA DO VIDRO GLASS THICKNESS ÉPAISSEUR DU VERRE	VEDANTE INTERIOR INNER GASKET JOINT INTÉRIEUR	BITES GLAZING BEADS PARCLOSES
2003	14	2037	AT 90
2003	15	2036	AT 90
2003	16	2035	AT 90
2003	17	2034	AT 90
2003	18	2035	AT 98
2003	19	2034	AT 98
2003	20	2036	AT 91
2003	21	2035	AT 91
2003	22	2034	AT 91
2003	23	2037	AT 89
2003	24	2036	AT 89
2003	25	2035	AT 89
2003	26	2034	AT 89
2003	27	2036	AT 99
2003	28	2035	AT 92
2003	29	2034	AT 92
2003	30	2037	AT 97
2003	31	2036	AT 97
2003	32	2035	AT 97
2003	33	2034	AT 97
2003	34	2036	AT 93
2003	35	2035	AT 93
2003	36	2034	AT 93
2003	37	2036	AT 94
2003	38	2034	AT 94
2003	39	2034	AT 94
2003	40	2037	AT 95
2003	41	2036	AT 95
2003	42	2035	AT 95
2003	43	2034	AT 95
2003	44	2036	AT 96
2003	45	2035	AT 96
2003	46	2034	AT 96
2003	47	2037	AT 99
2003	48	2036	AT 99
2003	49	2035	AT 99
2003	50	2034	AT 99

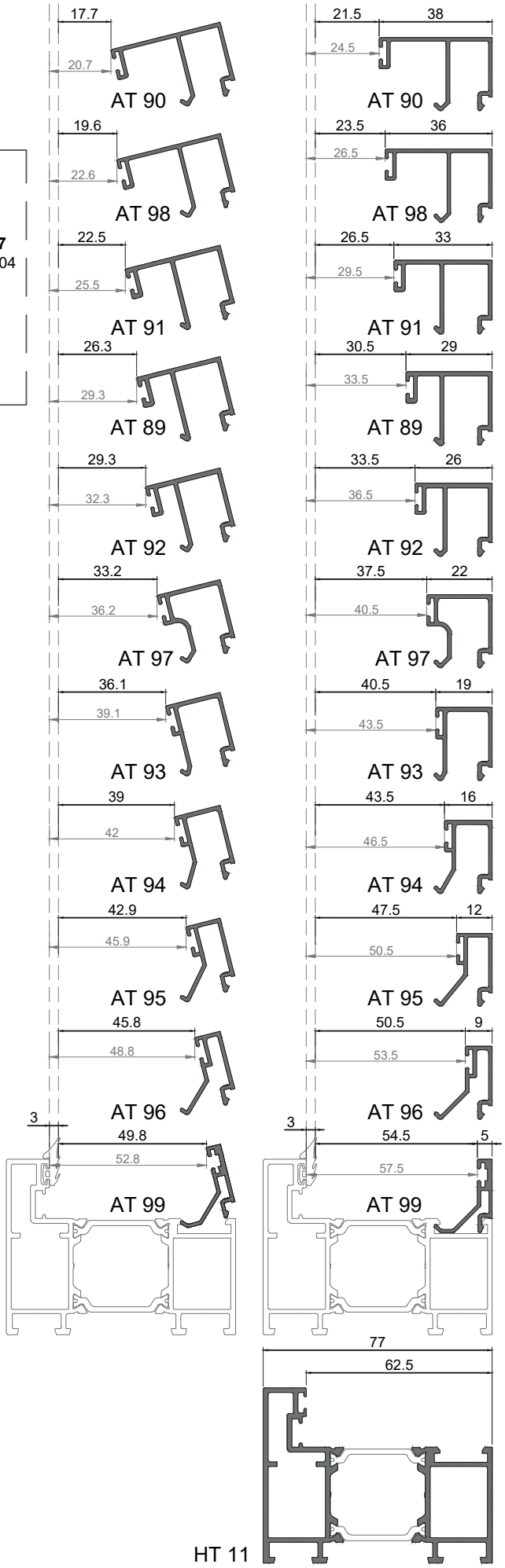

III

LISTAGEM DE ACESSÓRIOS
ACCESSORIES LIST | LIST D'ACCESSOIRES

VEDANTES
SEALS | JOINTS

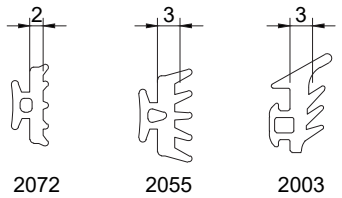

Rolo: 200m
Material: EPDM | Acabamento: Preto

208224 JUNTA VD 2072
208289 JUNTA DE BATENTE 2055
208350 JUNTA DE VEDAÇÃO EXT. 2003

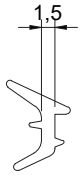

Rolo: 200m
Material: EPDM | Acabamento: Preto

208223 JUNTA DE CUNHA 1031

Rolo: 200m
Material: EPDM | Acabamento: Preto

208191 JUNTA DE CUNHA 2042

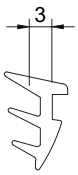

Rolo: 200m
Material: EPDM | Acabamento: Preto

208199 JUNTA DE CUNHA 2073

Rolo: 100m
Material: EPDM | Acabamento: Preto

208195 JUNTA DE CUNHA 2034

Rolo: 100m
Material: EPDM | Acabamento: Preto

208196 JUNTA DE CUNHA 2035

Rolo: 100m
Material: EPDM | Acabamento: Preto

208215 JUNTA DE CUNHA 2036

Rolo: 100m
Material: EPDM | Acabamento: Preto

208904 JUNTA DE CUNHA 2037

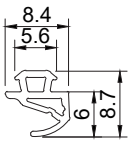

Aplicar nos perfis HT 01 e HT 06
Rolo: 25m
Material: EPDM | Acabamento: Preto

208094 JUNTA VD 2128

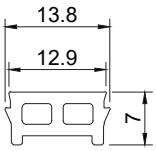

Aplicar nos perfis HT 11 e HT 25
Rolo: 50m
Material: EPDM | Acabamento: Preto

208092 JUNTA VD 2126

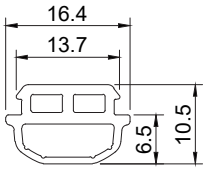

Aplicar nos perfis HT 11 e HT 25
Rolo: 50m
Material: EPDM | Acabamento: Preto

208093 JUNTA VD 2127

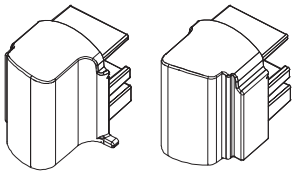

Aplicar no perfil HT 25
Material: EPDM | Acabamento: Preto

212027 CONJ. TOPOS P/ VD 2127

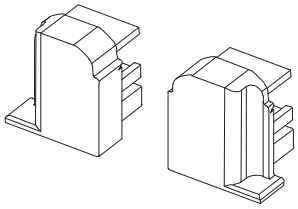

Aplicar no perfil HT 25
Material: EPDM | Acabamento: Preto

212045 CONJ. TOPOS P/ VD 2126

ACESSÓRIOS PARA OS AROS
FRAME ACCESSORIES | ACCESSOIRES POUR LES CADRES

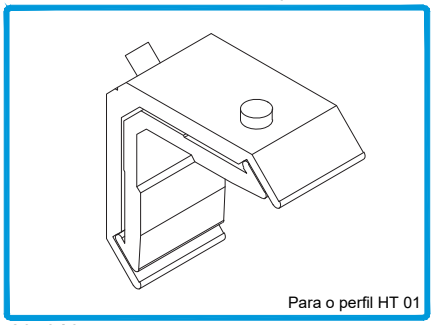

204016 ESQUADRO HT Nº1

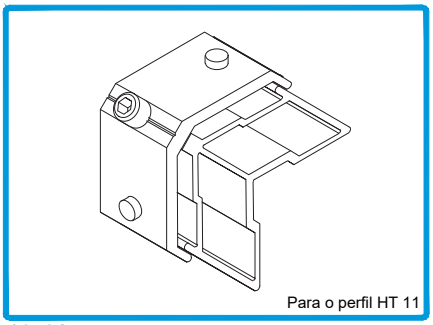

204017 ESQUADRO HT Nº2

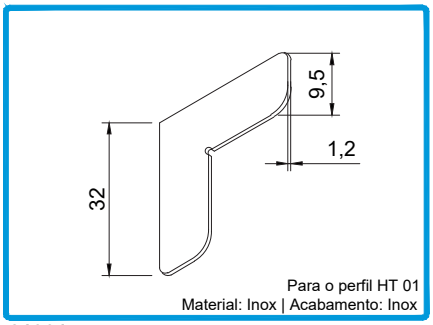

213017 CANTO ALINHAMENTO OS

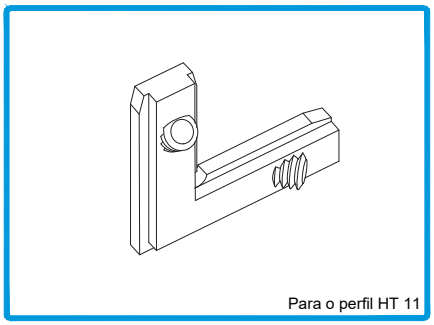

204131 ESQUADRO DE ALINH. C/ APERTO

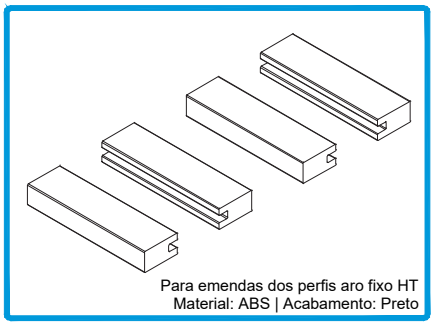

212963 CONJ. UNIÃO RETA HT

ACESSÓRIOS PARA VIDRO
GLASS ACCESSORIES | ACCESSOIRES POUR VERRE

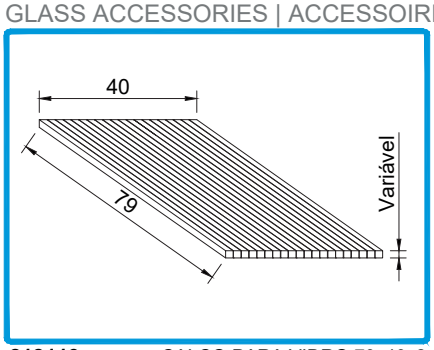

218113 CALÇO PARA VIDRO 79x40x2
218109 CALÇO PARA VIDRO 79x40x3
218111 CALÇO PARA VIDRO 79x40x4
218112 CALÇO PARA VIDRO 79x40x5

GOTEIRAS
DRIPS | GOUTTIÈRES

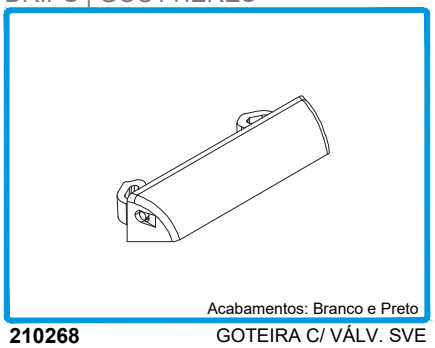

210268 GOTEIRA C/ VÁLV. SVE

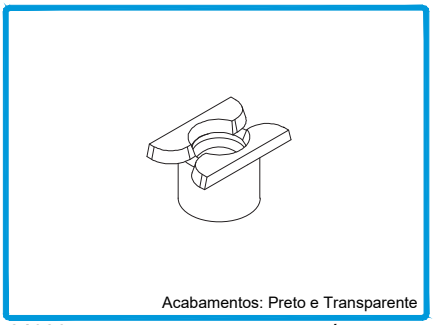

210265 GOTEIRA C/ VÁLV. BOLA

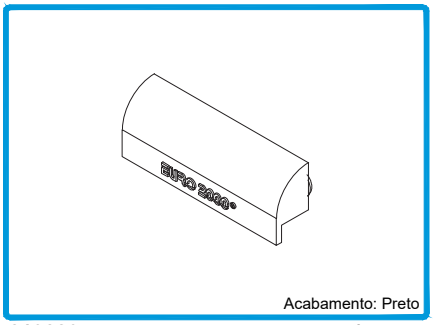

210280 GOTEIRA SOS C/VÁLVULA

SISTEMAS DE FECHO
LOCKING SYSTEMS | SYSTÈMES DE FERMETURE

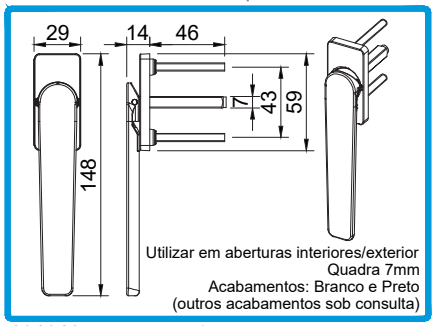

291012 MANÍPULO ARTIC. 3106.30 HT

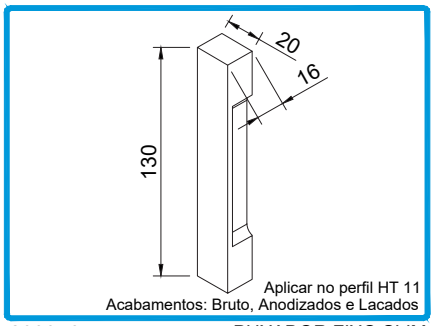

200056 PUXADOR FIXO SLIM

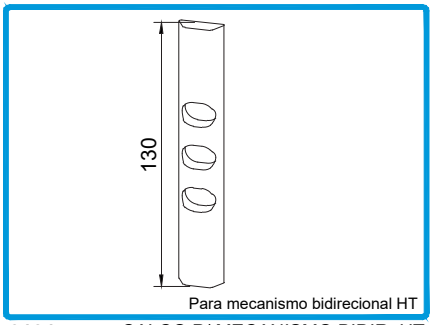

218145 CALÇO P/ MECANISMO BIDIR. HT

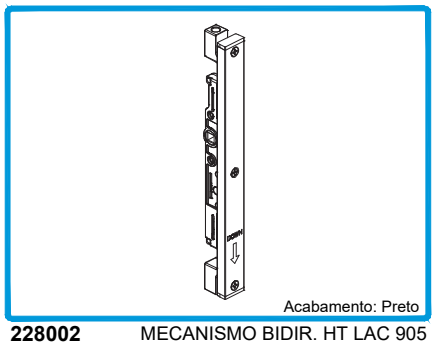

228002 MECANISMO BIDIR. HT LAC 905

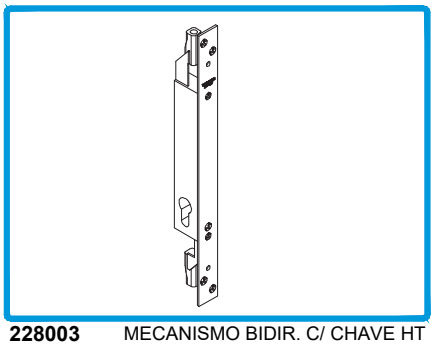

228003 MECANISMO BIDIR. C/ CHAVE HT

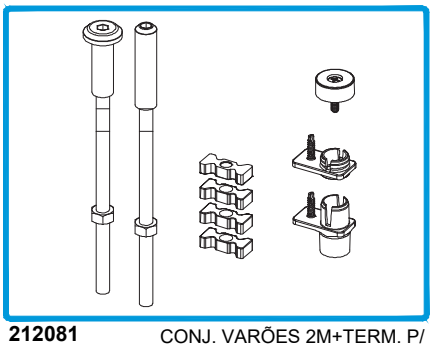

212081 CONJ. VARÕES 2M+TERM. P/ MEC. HT

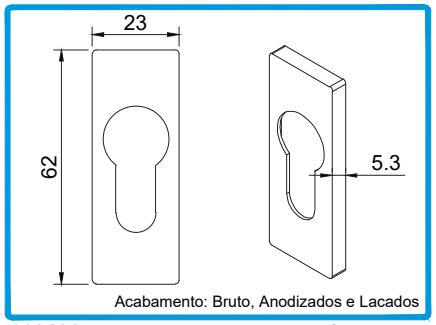

220196 ESPELHO ALUMÍNIO 23MM P/ SEGREDO

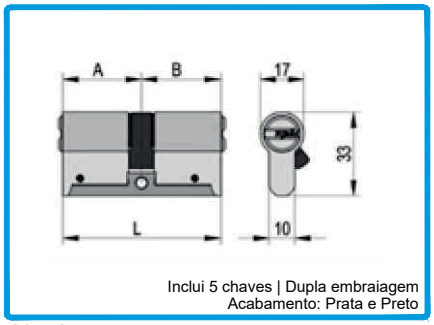

207407 CILINDRO ALTA SEGURANÇA 45/45

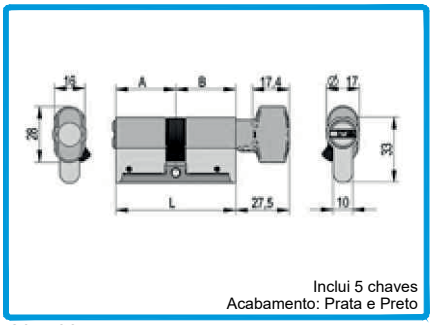

207409 CILINDRO ALTA SEGURANÇA 45B/45

TIPOLOGIAS DE CANTO
CORNER TYPOLOGIES | TYPOLOGIE DE COIN

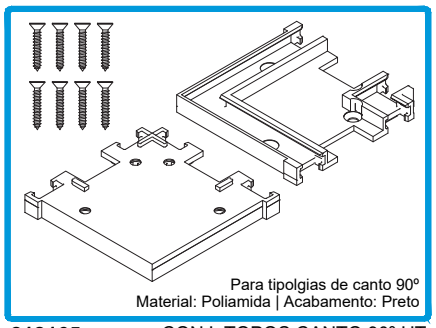

212165 CONJ. TOPOS CANTO 90º HT

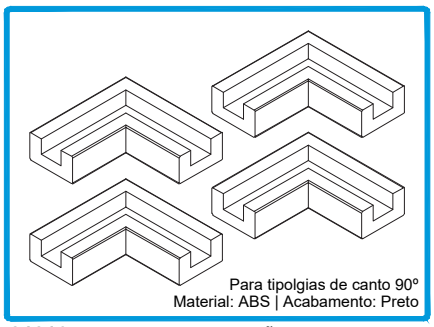

212167 CONJ. UNIÃO CANTO 90º HT

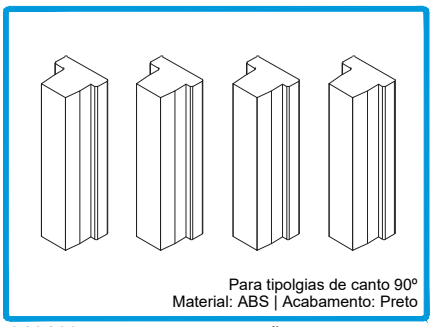

212169 CONJ. UNIÃO VERTICAL HT

ACESSÓRIOS HARMÓNIO

FOLDING ACCESSORIES | ACCESSOIRES POUR REPLIABLES

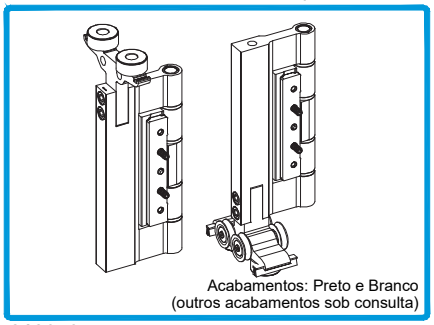

212043 CONJ. DOBR+ROLAMENTO INF/SUP HT 8810.1

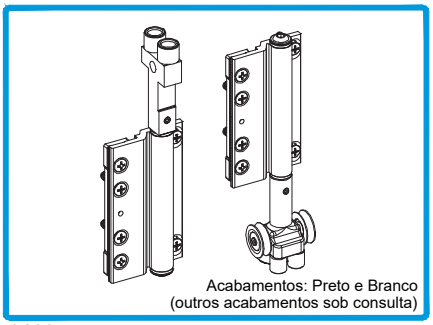

212044 CONJ. DOBR+GUIA INF/SUP HT 8811.1

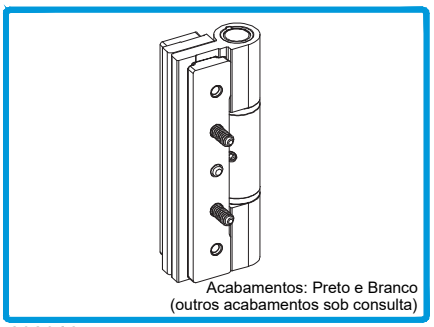

202016 DOBRADIÇA 3 ABAS HT 8815.12

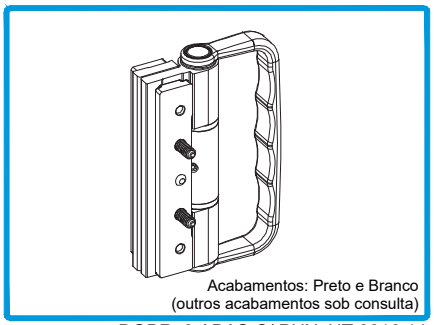

202018 DOBR. 3 ABAS C/ PUX. HT 8816.14

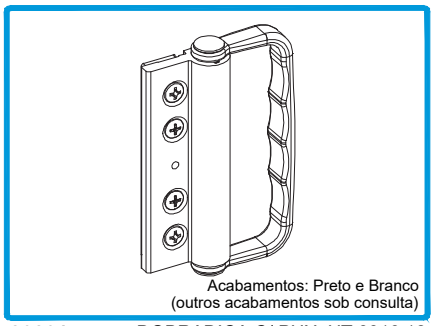

202017 DOBRADIÇA C/ PUX. HT 8816.12

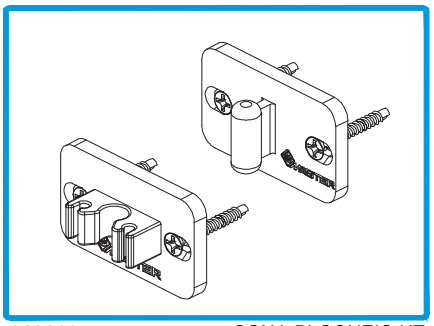

212033 CONJ. BLOQUEIO HT

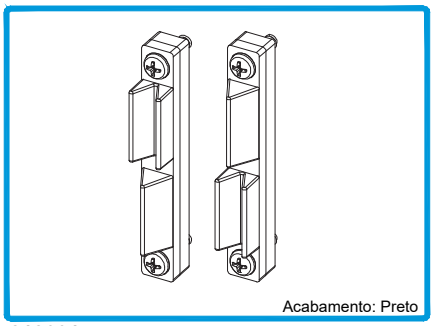

212031 CONJ. PONTO FECHO SUPLEM. HT 4227

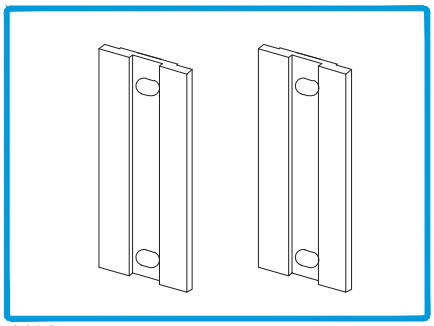

212144 CONJ. CALÇOS Nº1 P/ HT 4227

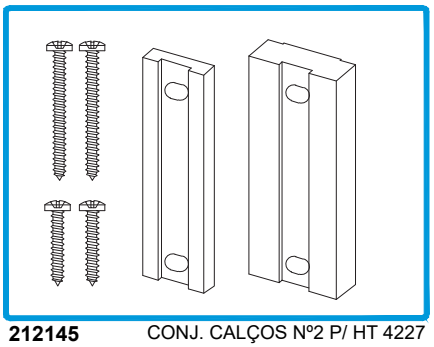

212145 CONJ. CALÇOS Nº2 P/ HT 4227

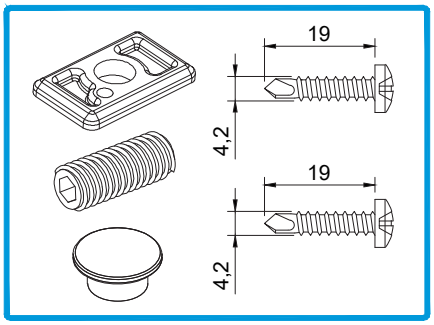

212964 CONJ. AJUSTE HT 82

DIVERSOS
DIVERS | DIVERS

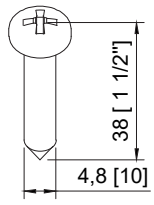

Para fixar os perfis HT 01 à soleira HT 49
Material: Inox | Acabamento: Inox

290262 PARAF. PAR 003 PK INOX PH 1 1/2x10 CQ

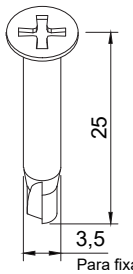

Para fixar o perfil HT 06
Material: Inox | Acabamento: Inox

290024 PARAF. DIN7504-P 3,5X25 INOX A2

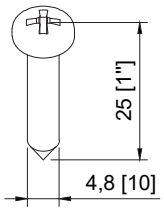

Para fixar os perfis HT 55 e HT 11
Material: Inox | Acabamento: Inox

290171 PARAFUSO CQ 1x10 INOX

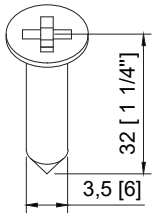

Para o perfil LT 90
Material: Inox | Acabamento: Inox

290080 PARAF. DIN7982 PH 3,5x32 INOX A2

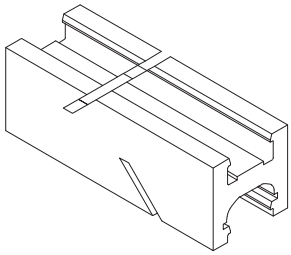

Para os vedantes VD 2126 e VD 2127, do sistema HT
Material: Poliamida | Acabamento: Preto

211606 GABARITO CORTE VD 2126/2127 HT

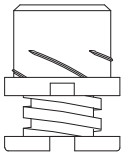

224205 NIVELADOR PEQUENO 600.01/8

Junta de vedação elástica, resistente aos UV. Impede a corrosão de penetrar pelas zonas cortadas

208019 SELA JUNTAS 150gr. (Cinza)

Limpeza de alumínio lacado ou anodizado. Para preparação de superfícies a serem unidas e limpeza final

208704 PRODUTO LIMPEZA DE ALUMINIO (1L) Transparente

FERRAMENTAS
TOOLS | OUTILS

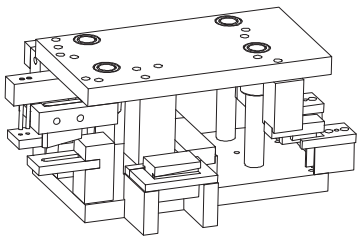

408026 CORTANTE HT Nº1

DESIGNAÇÃO DESIGNATION NOMINATION	CÓDIGO CODE CODE	TIPOLOGIAS DE ABERTURA INTERIOR (SEM CANTOS) | INWARD OPENING TYPOLOGIES (WITHOUT CORNERS) | TYPOLOGIES D'OUVERTURE VERS L'INTÉRIEUR (SANS COINS)																															
		220		321		330		422		431		440		532		541		550		633		642		651		660		743		752		761		770	
		4a	4b	4a/8a	4a/8b	4a/8a	4a/8b	4a/4a	4a/4b	4a/4a	4a/4b	4a	4a/4b	4a/8a	4a/8b	4a/8a	4a/18b	4a	4a/14b	4a	4a/4b	4a	4a/4b	4a	4a/4b	4a	4a/4b	4a/8a	4a/8b	4a/8a	4a/8b	4a/8a	4a/8b	4a/8a	4a/8b
MANÍPULO ARTIC. 3106.30 HT FOLDABLE SYSTEM HANDLE POIGNÉE POUR SYSTÈME REPLIABLE	291012	1	-	2	1	2	1	2	1	3	2	2	1	3	2	3	2	3	2	4	3	3	2	4	2	3	2	4	3	4	3	4	3	4	3
MECANISMO BIDIR. HT HT BIDIRECTIONAL MECHANISM MÉCANISME BIDIRECTIONNEL HT	228002	1	-	2	1	2	1	2	1	3	2	2	1	3	2	3	2	3	2	4	3	3	2	4	2	3	2	4	3	4	3	4	3	4	3
CALÇO P/ MECAMISMO BIDIR. HT HT BIDIR. MECHANISM SHIM CALE POUR MÉCANISME BIDIRECTIONNEL HT	218145	1	-	2	1	2	1	2	1	3	2	2	1	3	2	3	2	3	2	4	3	3	2	4	2	3	2	4	3	4	3	4	3	4	3
MECANISMO BIDIR. C/ CHAVE HT HT BIDIRECTIONAL MECHANISM WITH KEY MÉCANISME BIDIRECTIONNEL AVEC CLÉ HT	228003	-	1	-	1	-	1	-	1	-	1	-	1	-	1	-	1	-	1	-	1	-	1	-	1	-	1	-	1	-	1	-	1	-	1
PUXADOR FIXO SLIM SLIM FIXED HANDLE POIGNÉE FIXE SLIM	200056	-	1	-	1	-	1	-	1	-	1	-	1	-	1	-	1	-	1	-	1	-	1	-	1	-	1	-	1	-	1	-	1	-	1
CILINDRO ALTA SEG. C/ BOTÃO 45B/45 CYLINDER CYLINDRE	207409	-	1	-	1	-	1	-	1	-	1	-	1	-	1	-	1	-	1	-	1	-	1	-	1	-	1	-	1	-	1	-	1	-	1
ESPELHO ALUMÍNIO 23MM P/ SEGREDO CYLINDER COVER COUVERTURE POUR CYLINDRE	220196	-	2	-	2	-	2	-	2	-	2	-	2	-	2	-	2	-	2	-	2	-	2	-	2	-	2	-	2	-	2	-	2	-	2
CONJ. VARÕES 2M+TERM. P/ MEC. HT RODS+TERMINALS FOR HT MECHANISM KIT TIGES+BORNES POUR MÉCANISME HT	212081	1		2		2		2		3		2		3		3		3		4		3		4		3		4		4		4		4	
CONJ. P/ AJUSTE HT 82 HT 82 ADJUSTABLE KIT KIT POUR LE RÉGLAGE HT 82	212964	10 (a) 12 (b) 16 (c)		10 (a) 12 (b) 16 (c)		10 (a) 12 (b) 16 (c)		10 (a) 12 (b) 16 (c)		10 (a) 12 (b) 16 (c)		10 (a) 12 (b) 16 (c)		10 (a) 12 (b) 16 (c)		10 (a) 12 (b) 16 (c)		10 (a) 12 (b) 16 (c)		10 (a) 12 (b) 16 (c)		10 (a) 12 (b) 16 (c)		10 (a) 12 (b) 16 (c)		10 (a) 12 (b) 16 (c)		10 (a) 12 (b) 16 (c)		10 (a) 12 (b) 16 (c)		10 (a) 12 (b) 16 (c)	
DOBRADIÇA C/ PUX. HT 8816.12 PULLING HINGE PAUMELLE AVEC POIGNÉE	202017	1		2		2		2		2		2		3		3		3		3		3		3		3		4		4		4		4	
DOBR. 3 ABAS HT 8815.12 * 3 FLAPS HINGE PAUMELLE DE 3 LAMES	202016	6 (a) 10 (b) 14 (c)		9 (a) 15 (b) 21 (c)		7 (a) 13 (b) 19 (c)		12 (a) 20 (b) 28 (c)		10 (a) 18 (b) 26 (c)		10 (a) 18 (b) 26 (c)		13 (a) 23 (b) 33 (c)		13 (a) 23 (b) 33 (c)		11 (a) 21 (b) 31 (c)		14 (a) 26 (b) 38 (c)		16 (a) 28 (b) 40 (c)		14 (a) 26 (b) 38 (c)		14 (a) 26 (b) 38 (c)		17 (a) 31 (b) 45 (c)		17 (a) 31 (b) 45 (c)		17 (a) 31 (b) 45 (c)		15 (a) 29 (b) 43 (c)	
DOBR. 3 ABAS C/ PUX. HT 8816.14 3 FLAPS PULLING HINGE PAUMELLE DE 3 LAMES AVEC POIGNÉE	202018	-		-		-		-		-		-		-		-		-		-		-		-		-		-		-		-		-	
CONJ. DOBR.+ROLAM. INF/SUP HT 8810.1 BOTTOM/TOP ROLLER+HINGE KIT KIT PAUMELLE+ROULEMENT INF/SUP	212043	-		-		1		-		1		1		1		1		2		2		1		2		2		2		2		2		3	
CONJ. DOBR.+GUIA INF/SUP HT 8811.1 BOTTOM/TOP HINGE+GUIDE KIT KIT DE PAUMELLE+GUIDE INF/SUP	212044	1		1		-		2		-		1		1		1		-		-		2		-		1		1		1		1		-	
CONJ. PONTO FECHO SUPLEM. 4227 HT ADDITIONAL CLOSING POINT KIT KIT DE POINT DE FERMETURE SUPPLÉM.	212031	1 **		1 **		2 **		2 **		2 **		3 **		3 **		3 **		4 **		4 **		4 **		4 **		5 **		5 **		5 **		5 **		6 **	
CONJ. CALÇOS Nº1 P/ HT 4227 NO. 1 SHIM KIT FOR HT 4227 KIT DE CALES Nº 1 POUR HT 4227	212144	1 **		1 **		2 **		2 **		2 **		3 **		3 **		3 **		4 **		4 **		4 **		4 **		5 **		5 **		5 **		5 **		6 **	
CONJ. TOPOS P/ VD 2127 2127 GASKET END-CAPS KIT KIT D'EMBOUTS POUR JOINT 2127	212027	4		6		5		9		7		8		10		10		10		11		13		11		12		14		14		14		13	
CONJ. TOPOS P/ VD 2126 2126 GASKET END-CAPS KIT KIT D'EMBOUTS POUR JOINT 2126	212045	2		2		1		1		1		1		2		2		2		1		1		1		2		3		2		3		1	
ESQUADRO HT Nº1 BLOCKING BRACKET ÉQUERRE	204016	8 ***		8 ***		8 ***		8 ***		8 ***		8 ***		8 ***		8 ***		8 ***		8 ***		8 ***		8 ***		8 ***		8 ***		8 ***		8 ***		8 ***	
ESQUADRO HT Nº2 BLOCKING BRACKET ÉQUERRE	204017	16		24		24		32		32		32		40		40		40		48		48		48		48		56		56		56		56	
CANTO ALINHAMENTO OS ANGLE ANGLE	213017	4 ***		4 ***		4 ***		4 ***		4 ***		4 ***		4 ***		4 ***		4 ***		4 ***		4 ***		4 ***		4 ***		4 ***		4 ***		4 ***		4 ***	
ESQUADRO DE ALINHAM. C/ APERTO ANGLE ANGLE	204131	8		12		12		16		16		16		20		20		20		24		24		24		24		28		28		28		28	
CONJ. BLOQUEIO HT HT LOCKING KIT KIT DE VERROUILLAGE HT	212033	1 **		1 **		2 **		2 **		2 **		3 **		3 **		3 **		4 **		4 **		4 **		4 **		5 **		5 **		5 **		5 **		6 **	
Consultar lista para outros acessórios Consult list for other accessories Consulter la liste pour les autres accessoires	-	Variável | Variable | Variable																																

* Adicionar 1 Dobradiça Central (com ou sem puxador) se peso da folha > 90Kg. | Add 1 Central Hinge (with or without handle) if sash weight > 90Kg. | Ajouter 1 Charnière Centrale (avec ou sans poignée) si poid de la vantail > 90Kg.

(a) H ≤ 2200mm (b) 2200mm < H ≤ 3000mm (acréscimo de 2 dobradiças/folha | addition of 2 hinges/sash | ajout de 2 paumelles/vantail) (c) 3000mm < H < 3500mm (acréscimo de 2 dobradiças/folha | addition of 2 hinges/sash | ajout de 2 paumelles/vantail)

** Duplicar a quantidade se a altura da folha > 2200mm. | Double the quantity if sash height > 2200mm. | Doubler la quantité si la hauteur de la vantail > 2200mm.

*** Considerar metade da quantidade e adicionar parafusos no caso de se utilizar o perfil soleira HT 49. | Consider half quantity and add screws if using the HT 49 sill profile. | Considérer la moitié du nombre et ajputer des vis si utilisé le profilé seuil HT 49.

OPÇÃO DE FECHO 1
CLOSING OPTION 1 | OPTION DE FERMETURE 1

OPÇÃO DE FECHO 2
CLOSING OPTION 2 | OPTION DE FERMETURE 2

APENAS EM VÃOS COM HT 82
ONLY IN FRAMES WITH HT 82 | UNIQUEMENT DANS LES CADRES AVEC HT 82

DESIGNAÇÃO DESIGNATION NOMINATION	CÓDIGO CODE CODE	TIPOLOGIAS DE ABERTURA EXTERIOR (SEM CANTOS) | OUTWARD OPENING TYPOLOGIES (WITHOUT CORNERS) | TYPOLOGIES D'OUVERTURE VERS L'EXTÉRIEUR (SANS COINS)																															
		220		321		330		422		431		440		532		541		550		633		642		651		660		743		752		761		770	
		4a	4b	4a/8a	4a/8b	4a/8a	4a/8b	4a/4a	4a/4b	4a/4a	4a/4b	4a	4a/4b	4a/8a	4a/8b	4a/8a	4a/18b	4a	4a/14b	4a	4a/4b	4a	4a/4b	4a	4a/4b	4a	4a/4b	4a/8a	4a/8b	4a/8a	4a/8b	4a/8a	4a/8b	4a/8a	4a/8b
MANÍPULO ARTIC. 3106.30 HT FOLDABLE SYSTEM HANDLE POIGNÉE POUR SYSTÈME REPLIABLE	291012	1	-	2	1	2	1	2	1	3	2	2	1	3	2	3	2	3	2	4	3	3	2	4	2	3	2	4	3	4	3	4	3	4	3
MECANISMO BIDIR. HT HT BIDIRECTIONAL MECHANISM MÉCANISME BIDIRECTIONNEL HT	228002	1	-	2	1	2	1	2	1	3	2	2	1	3	2	3	2	3	2	4	3	3	2	4	2	3	2	4	3	4	3	4	3	4	3
CALÇO P/ MECAMISMO BIDIR. HT HT BIDIR. MECHANISM SHIM CALE POUR MÉCANISME BIDIRECTIONNEL HT	218145	1	-	2	1	2	1	2	1	3	2	2	1	3	2	3	2	3	2	4	3	3	2	4	2	3	2	4	3	4	3	4	3	4	3
MECANISMO BIDIR. C/ CHAVE HT HT BIDIRECTIONAL MECHANISM WITH KEY MÉCANISME BIDIRECTIONNEL AVEC CLÉ HT	228003	-	1	-	1	-	1	-	1	-	1	-	1	-	1	-	1	-	1	-	1	-	1	-	1	-	1	-	1	-	1	-	1	-	1
PUXADOR FIXO SLIM SLIM FIXED HANDLE POIGNÉE FIXE SLIM	200056	-	1	-	1	-	1	-	1	-	1	-	1	-	1	-	1	-	1	-	1	-	1	-	1	-	1	-	1	-	1	-	1	-	1
CILINDRO ALTA SEG. C/ BOTÃO 45B/45 CYLINDER CYLINDRE	207409	-	1	-	1	-	1	-	1	-	1	-	1	-	1	-	1	-	1	-	1	-	1	-	1	-	1	-	1	-	1	-	1	-	1
ESPELHO ALUMÍNIO 23MM P/ SEGREDO CYLINDER COVER COUVERTURE POUR CYLINDRE	220196	-	2	-	2	-	2	-	2	-	2	-	2	-	2	-	2	-	2	-	2	-	2	-	2	-	2	-	2	-	2	-	2	-	2
CONJ. VARÕES 2M+TERM. P/ MEC. HT RODS+TERMINALS FOR HT MECHANISM KIT TIGES+BORNES POUR MÉCANISME HT	212081	1		2		2		2		3		2		3		3		3		4		3		4		3		4		4		4		4	
CONJ. P/ AJUSTE HT 82 HT 82 ADJUSTABLE KIT KIT POUR LE RÉGLAGE HT 82	212964	10 [a] 12 [b] 16 [c]		10 [a] 12 [b] 16 [c]		10 [a] 12 [b] 16 [c]		10 [a] 12 [b] 16 [c]		10 [a] 12 [b] 16 [c]		10 [a] 12 [b] 16 [c]		10 [a] 12 [b] 16 [c]		10 [a] 12 [b] 16 [c]		10 [a] 12 [b] 16 [c]		10 [a] 12 [b] 16 [c]		10 [a] 12 [b] 16 [c]		10 [a] 12 [b] 16 [c]		10 [a] 12 [b] 16 [c]		10 [a] 12 [b] 16 [c]		10 [a] 12 [b] 16 [c]		10 [a] 12 [b] 16 [c]	
DOBRADIÇA C/ PUX. HT 8816.12 PULLING HINGE PAUMELLE AVEC POIGNÉE	202017	-		-		-		-		-		-		-		-		-		-		-		-		-		-		-		-		-	
DOBR. 3 ABAS HT 8815.12 * 3 FLAPS HINGE PAUMELLE DE 3 LAMES	202016	5 [a] 9 [b] 13 [c]		8 [a] 14 [b] 20 [c]		6 [a] 12 [b] 18 [c]		10 [a] 18 [b] 26 [c]		9 [a] 17 [b] 25 [c]		8 [a] 16 [b] 24 [c]		11 [a] 21 [b] 31 [c]		11 [a] 21 [b] 31 [c]		9 [a] 19 [b] 29 [c]		12 [a] 24 [b] 36 [c]		13 [a] 25 [b] 37 [c]		12 [a] 24 [b] 36 [c]		11 [a] 23 [b] 35 [c]		14 [a] 28 [b] 42 [c]		14 [a] 28 [b] 42 [c]		14 [a] 28 [b] 42 [c]		12 [a] 26 [b] 40 [c]	
DOBR. 3 ABAS C/ PUX. HT 8816.14 3 FLAPS PULLING HINGE PAUMELLE DE 3 LAMES AVEC POIGNÉE	202018	1		1		1		2		1		2		2		2		2		2		3		2		3		3		3		3		3	
CONJ. DOBR.+ROLAM. INF/SUP HT 8810.1 BOTTOM/TOP ROLLER+HINGE KIT KIT PAUMELLE+ROULEMENT INF/SUP	212043	-		-		1		-		1		1		1		1		2		2		1		2		2		2		2		2		3	
CONJ. DOBR.+GUIA INF/SUP HT 8811.1 BOTTOM/TOP HINGE+GUIDE KIT KIT DE PAUMELLE+GUIDE INF/SUP	212044	1		1		-		2		-		1		1		1		-		-		2		-		1		1		1		1		-	
CONJ. PONTO FECHO SUPLEM. 4227 HT ADDITIONAL CLOSING POINT KIT KIT DE POINT DE FERMETURE SUPPLÉM.	212031	1 **		1 **		2 **		2 **		2 **		3 **		3 **		3 **		4 **		4 **		4 **		4 **		5 **		5 **		5 **		5 **		6 **	
CONJ. CALÇOS Nº1 P/ HT 4227 NO. 1 SHIM KIT FOR HT 4227 KIT DE CALES Nº 1 POUR HT 4227	212144	1 **		1 **		2 **		2 **		2 **		3 **		3 **		3 **		4 **		4 **		4 **		4 **		5 **		5 **		5 **		5 **		6 **	
CONJ. TOPOS P/ VD 2127 2127 GASKET END-CAPS KIT KIT D'EMBOUTS POUR JOINT 2127	212027	4		6		5		9		7		8		10		10		10		11		13		11		12		14		14		14		13	
CONJ. TOPOS P/ VD 2126 2126 GASKET END-CAPS KIT KIT D'EMBOUTS POUR JOINT 2126	212045	2		2		1		1		1		1		2		2		2		1		1		1		2		3		2		3		1	
ESQUADRO HT Nº1 BLOCKING BRACKET ÉQUERRE	204016	8 ***		8 ***		8 ***		8 ***		8 ***		8 ***		8 ***		8 ***		8 ***		8 ***		8 ***		8 ***		8 ***		8 ***		8 ***		8 ***		8 ***	
ESQUADRO HT Nº2 BLOCKING BRACKET ÉQUERRE	204017	16		24		24		32		32		32		40		40		40		48		48		48		48		56		56		56		56	
CANTO ALINHAMENTO OS ANGLE ANGLE	213017	4 ***		4 ***		4 ***		4 ***		4 ***		4 ***		4 ***		4 ***		4 ***		4 ***		4 ***		4 ***		4 ***		4 ***		4 ***		4 ***		4 ***	
ESQUADRO DE ALINHAM. C/ APERTO ANGLE ANGLE	204131	8		12		12		16		16		16		20		20		20		24		24		24		24		28		28		28		28	
CONJ. BLOQUEIO HT HT LOCKING KIT KIT DE VERROUILLAGE HT	212033	1 **		1 **		2 **		2 **		2 **		3 **		3 **		3 **		4 **		4 **		4 **		4 **		5 **		5 **		5 **		5 **		6 **	
Consultar lista para outros acessórios Consult list for other accessories Consulter la liste pour les autres accessoires	-	Variável | Variable | Variable																																

* Adicionar 1 Dobradiça Central (com ou sem puxador) se peso da folha > 90Kg. | Add 1 Central Hinge (with or without handle) if sash weight > 90Kg. | Ajouter 1 Charnière Centrale (avec ou sans poignée) si poid de la vantail > 90Kg.

[a] H ≤ 2200mm

[b] 2200mm < H ≤ 3000mm (acréscimo de 2 dobradiças/folha | addition of 2 hinges/sash | ajout de 2 paumelles/vantail)

[c] 3000mm < H < 3500mm (acréscimo de 2 dobradiças/folha | addition of 2 hinges/sash | ajout de 2 paumelles/vantail)

** Duplicar a quantidade se a altura da folha > 2200mm. | Double the quantity if sash height > 2200mm. | Doubler la quantité si la hauteur de la vantail > 2200mm.

*** Considerar metade da quantidade e adicionar parafusos no caso de se utilizar o perfil soleira HT 49. | Consider half quantity and add screws if using the HT 49 sill profile. | Considérer la moitié du nombre et ajputer des vis si utilisé le profilé seuil HT 49.

OPÇÃO DE FECHO 1
CLOSING OPTION 1 | OPTION DE FERMETURE 1

OPÇÃO DE FECHO 2
CLOSING OPTION 2 | OPTION DE FERMETURE 2

APENAS EM VÃOS COM HT 82
ONLY IN FRAMES WITH HT 82 | UNIQUEMENT DANS LES CADRES AVEC HT 82

IV

TIPOLOGIAS E MAPA DE QUANTIDADES

TYPOLOGIES AND QUANTITY MAPS | TYPOLOGIES ET CARTES DE QUANTITÉS

PORMENORES DE ACORDO COM AS TIPOLOGIAS

DETAILS ACCORDING TO TYPOLOGIES

DÉTAILS SELON LES TYPOLOGIES

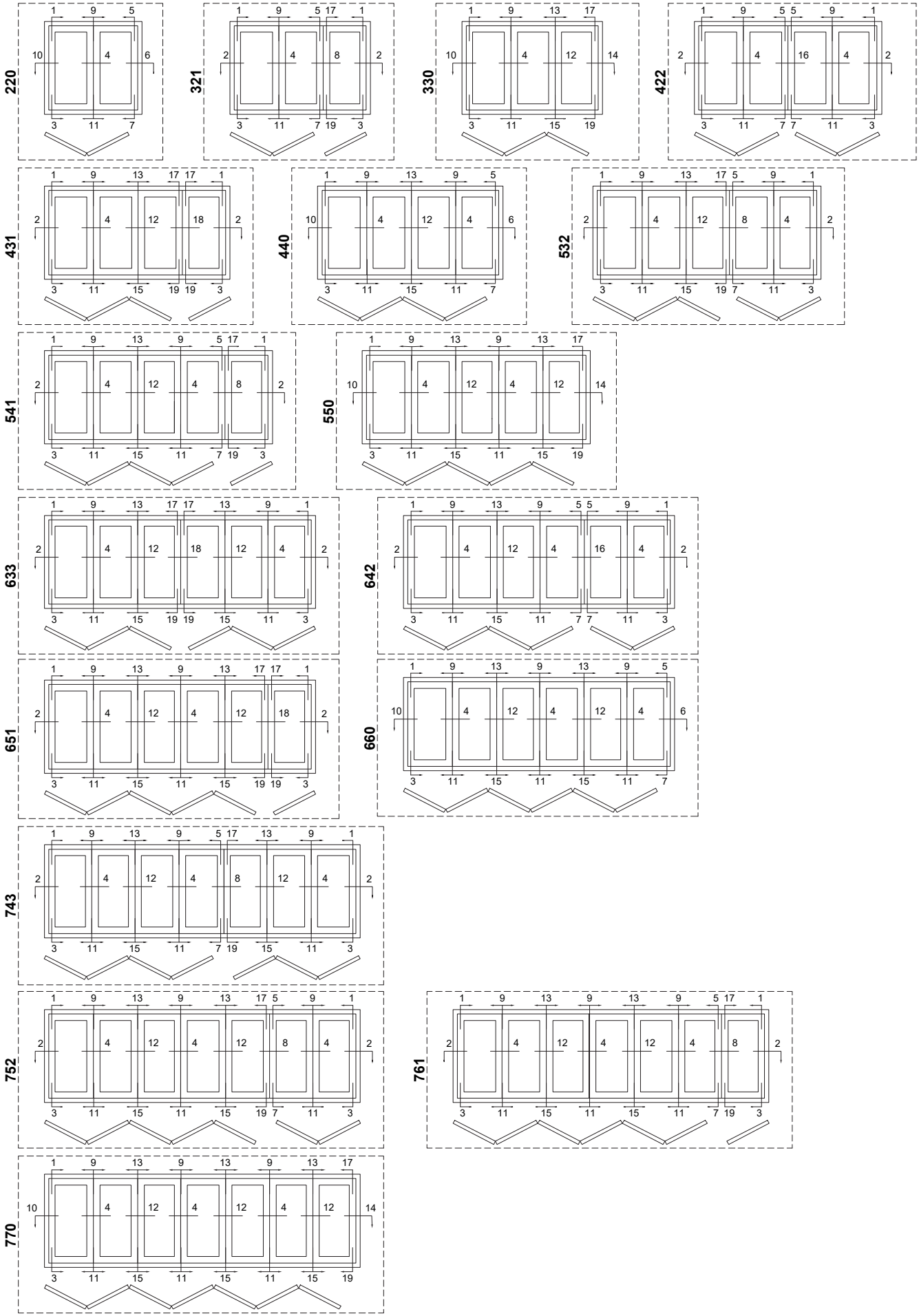

PORMENORES DE ACORDO COM AS TIPOLOGIAS - ABERTURA INTERIOR

DETAILS ACCORDING TO TYPOLOGIES - INWARD OPENING

DÉTAILS SELON LES TYPOLOGIES - OUVERTURE VERS L'INTÉRIEUR

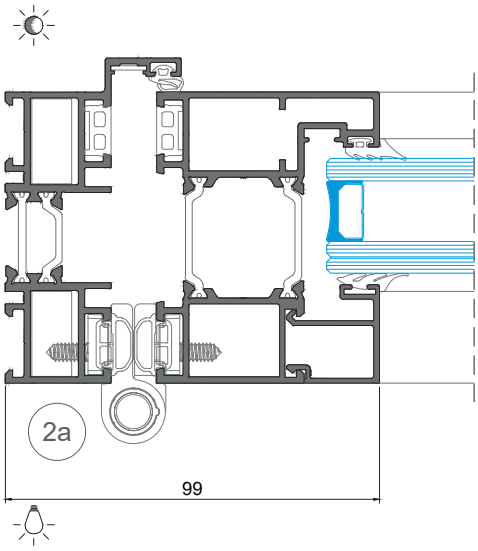

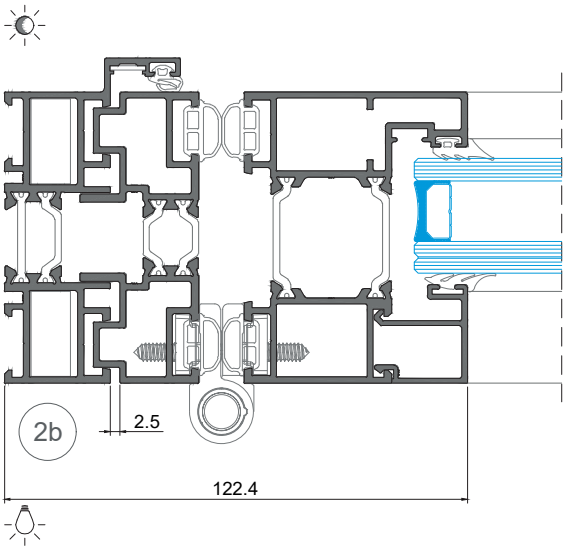

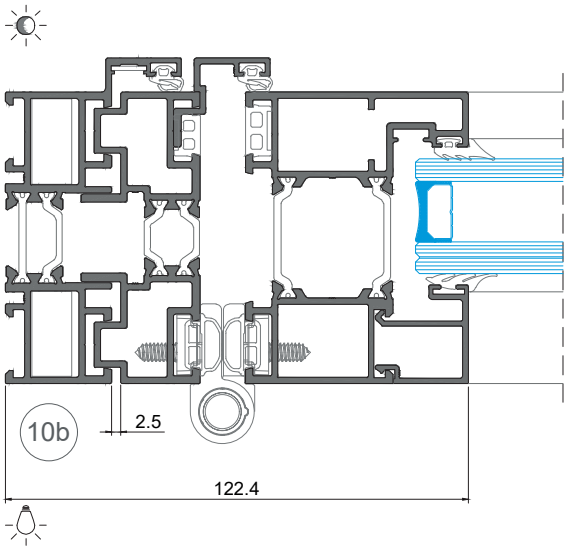

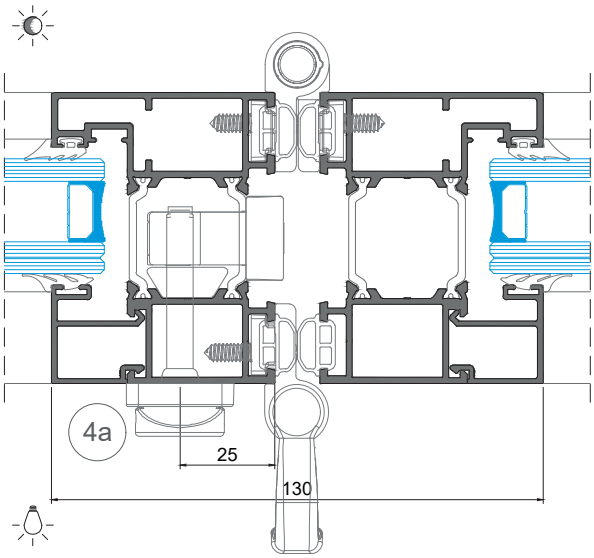

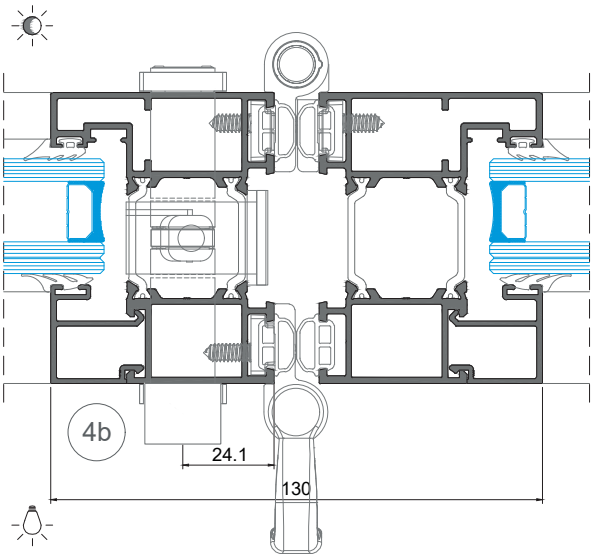

PORMENORES DE ACORDO COM AS TIPOLOGIAS - ABERTURA INTERIOR

DETAILS ACCORDING TO TYPOLOGIES - INWARD OPENING

DÉTAILS SELON LES TYPOLOGIES - OUVERTURE VERS L'INTÉRIEUR

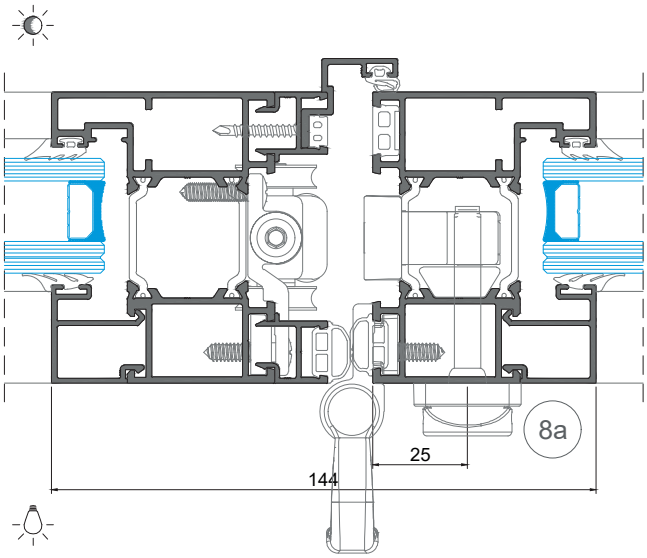

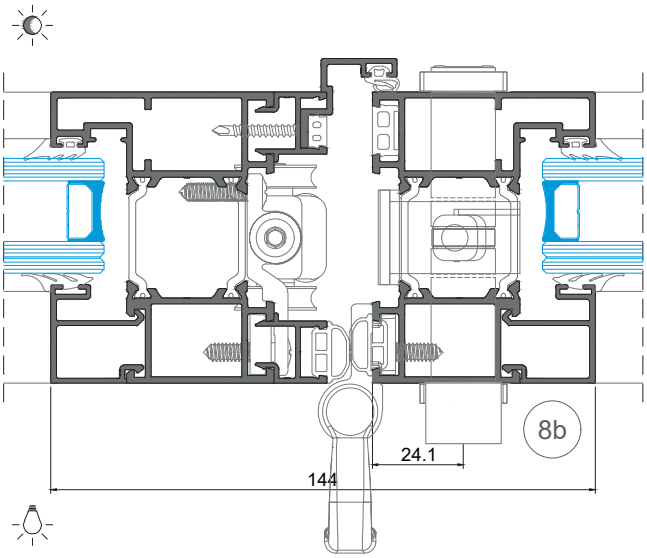

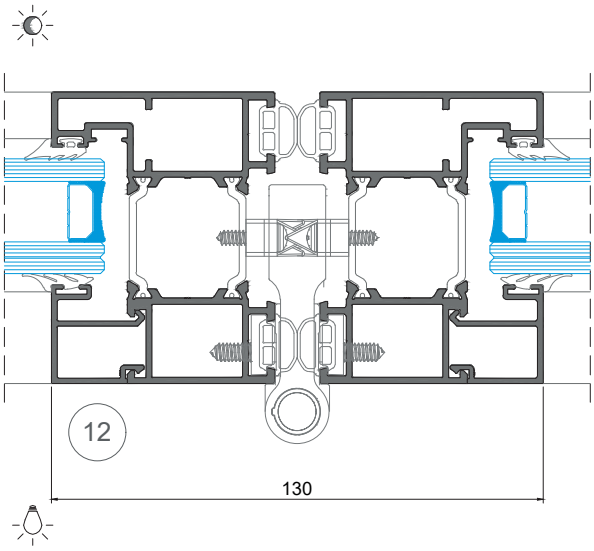

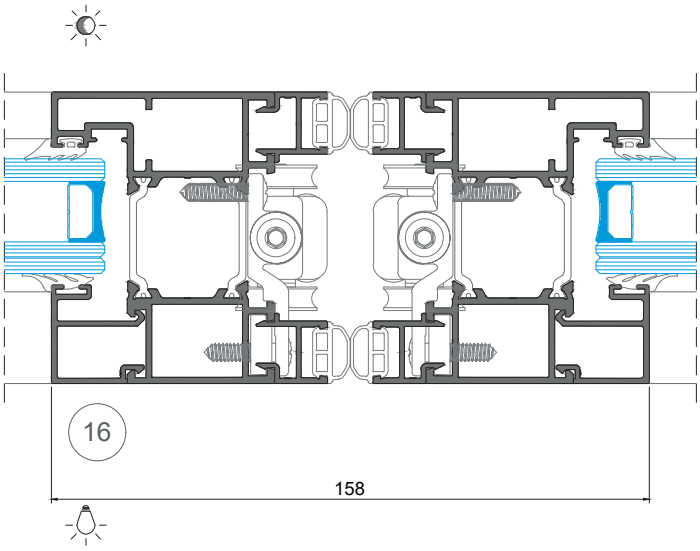

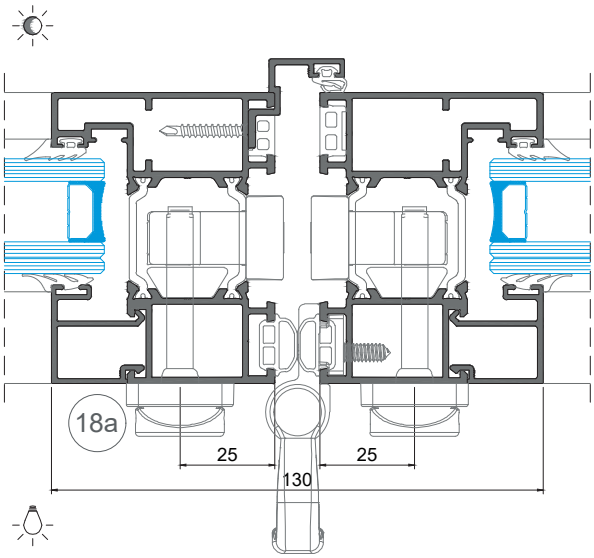

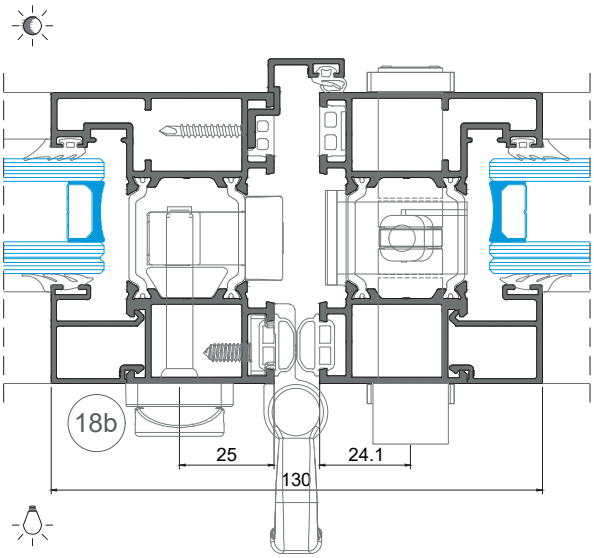

PORMENORES DE ACORDO COM AS TIPOLOGIAS - ABERTURA INTERIOR

DETAILS ACCORDING TO TYPOLOGIES - INWARD OPENING

DÉTAILS SELON LES TYPOLOGIES - OUVERTURE VERS L'INTÉRIEUR

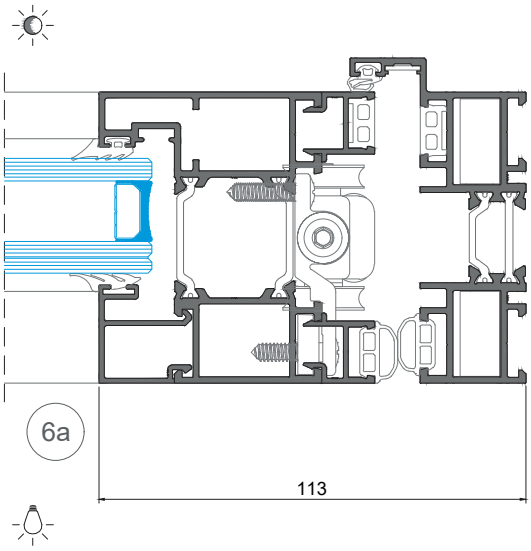

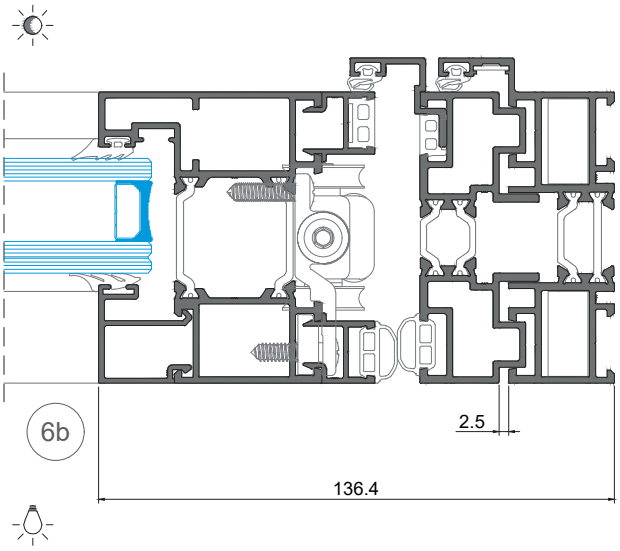

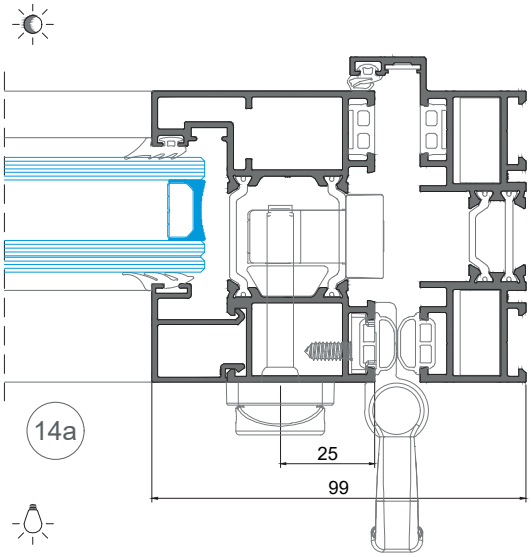

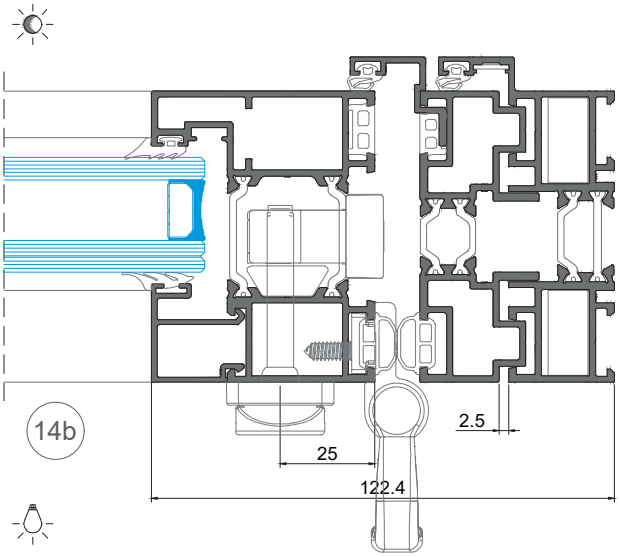

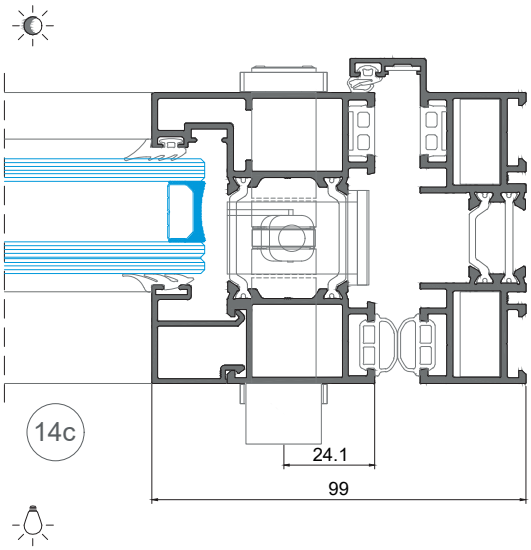

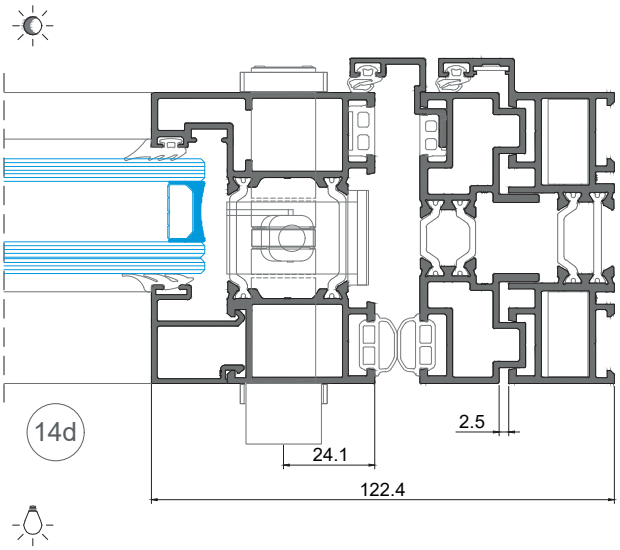

PORMENORES DE ACORDO COM AS TIPOLOGIAS - ABERTURA INTERIOR

DETAILS ACCORDING TO TYPOLOGIES - INWARD OPENING

DÉTAILS SELON LES TYPOLOGIES - OUVERTURE VERS L'INTÉRIEUR

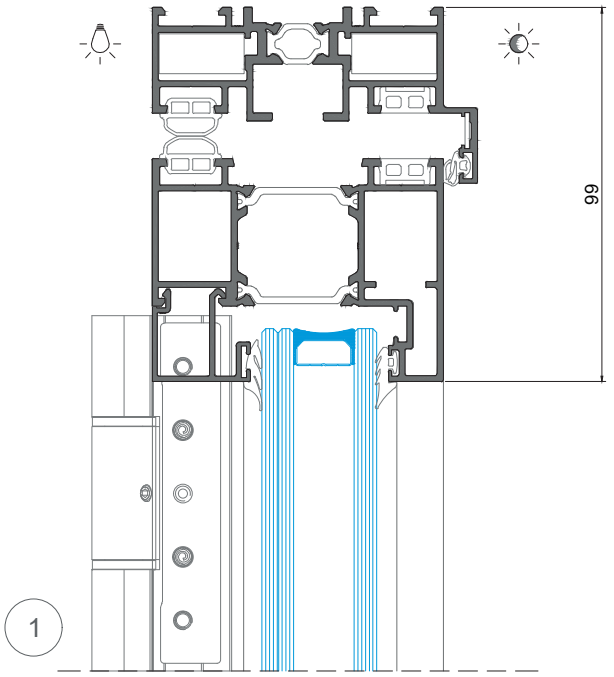

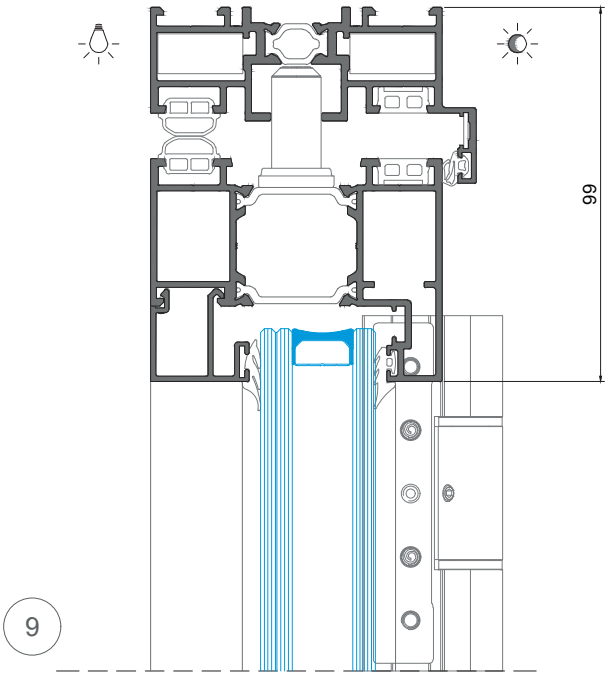

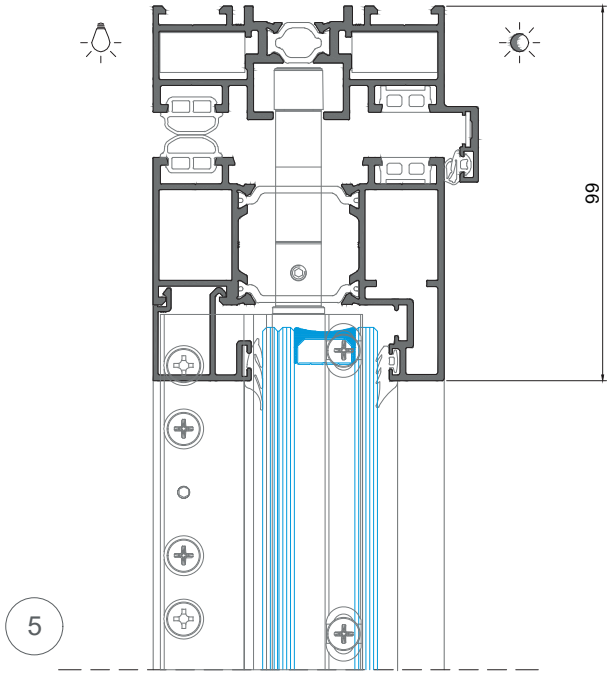

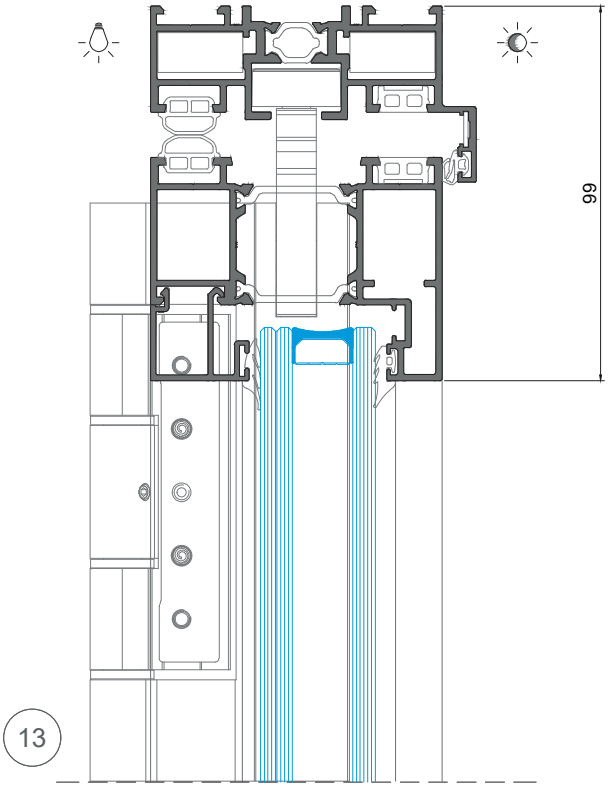

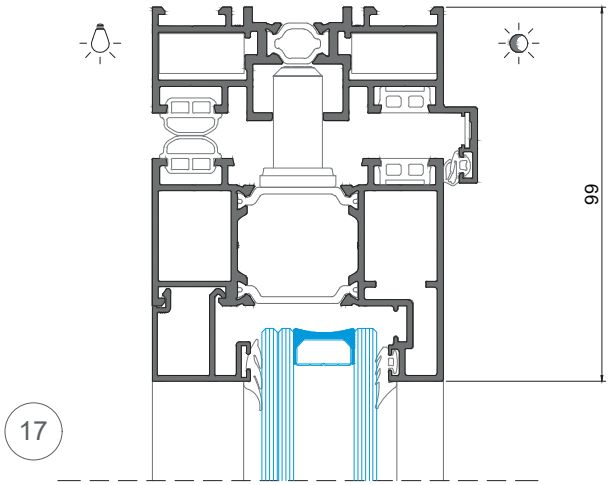

PORMENORES DE ACORDO COM AS TIPOLOGIAS - ABERTURA INTERIOR

DETAILS ACCORDING TO TYPOLOGIES - INWARD OPENING

DÉTAILS SELON LES TYPOLOGIES - OUVERTURE VERS L'INTÉRIEUR

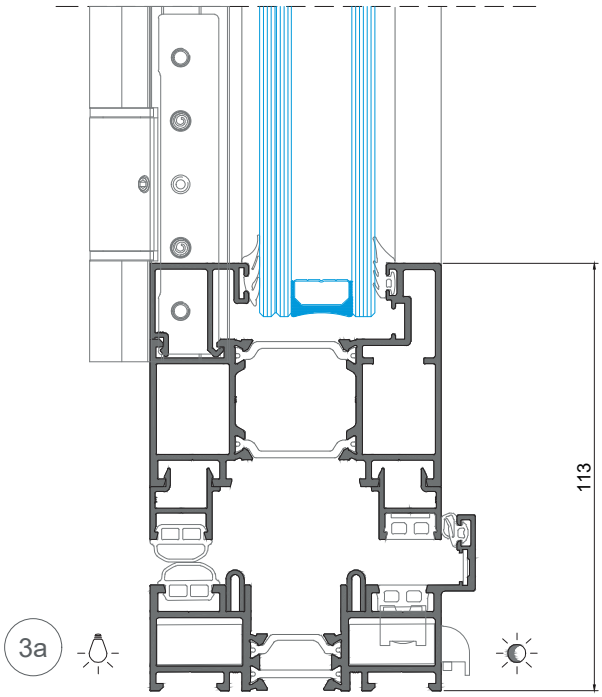

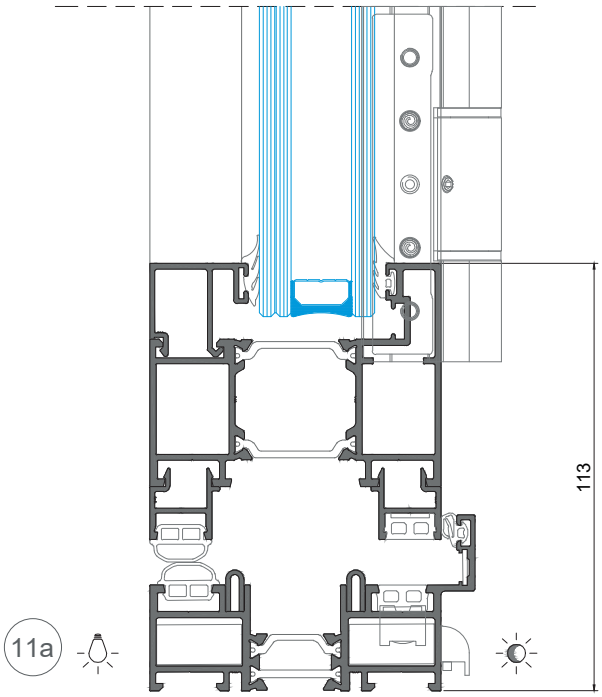

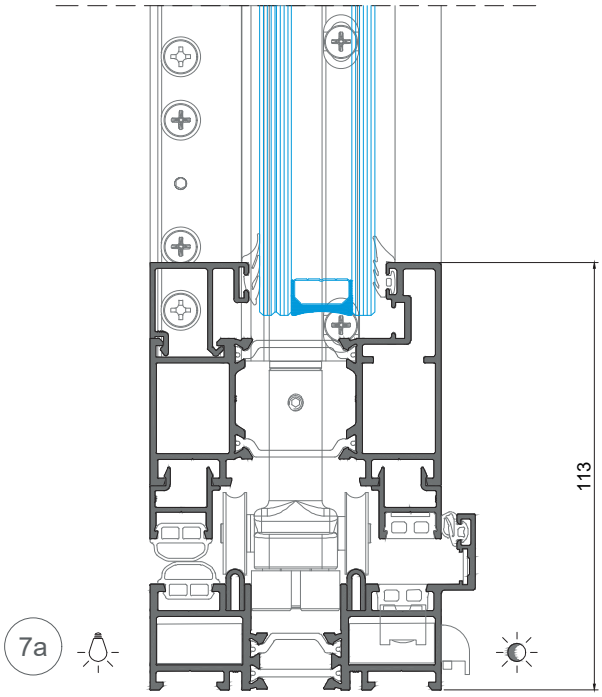

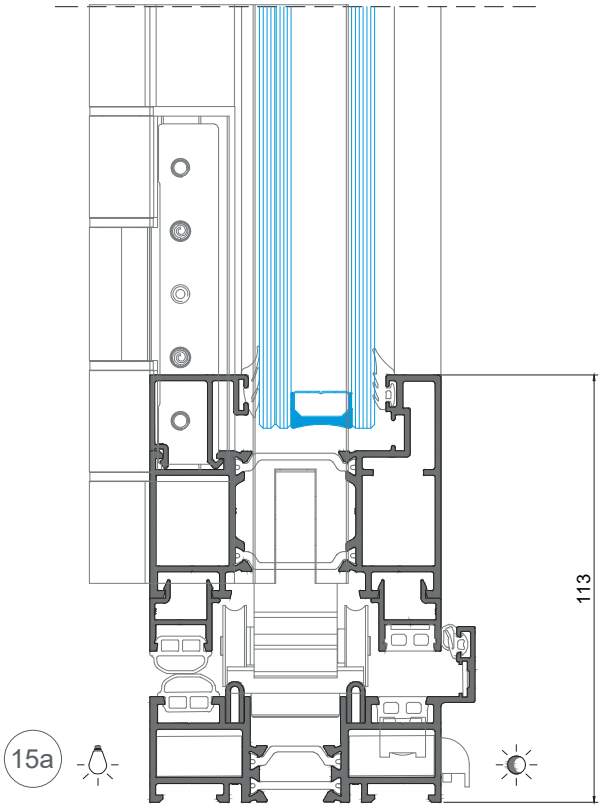

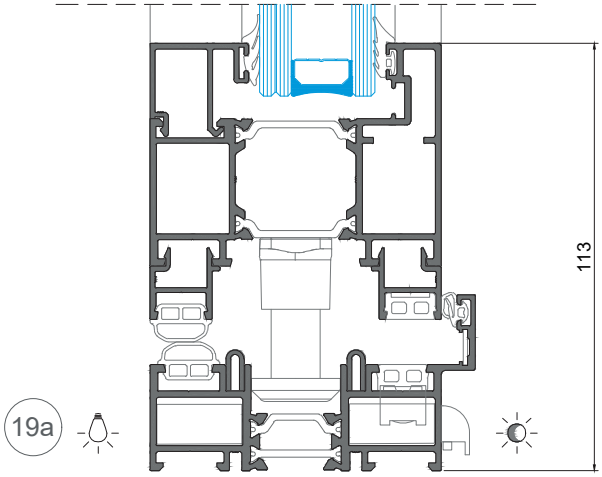

PORMENORES DE ACORDO COM AS TIPOLOGIAS - ABERTURA INTERIOR

DETAILS ACCORDING TO TYPOLOGIES - INWARD OPENING

DÉTAILS SELON LES TYPOLOGIES - OUVERTURE VERS L'INTÉRIEUR

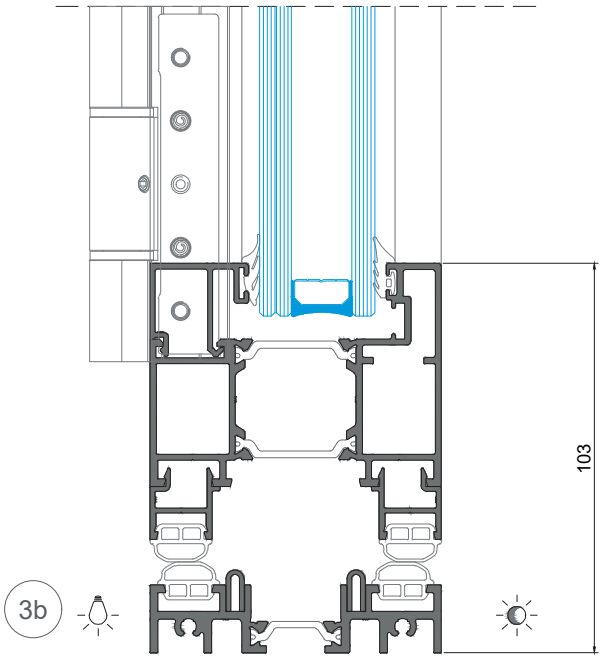

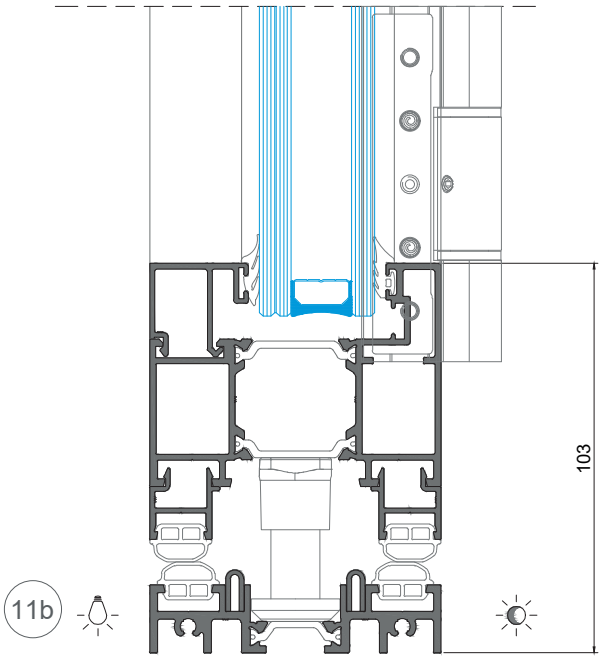

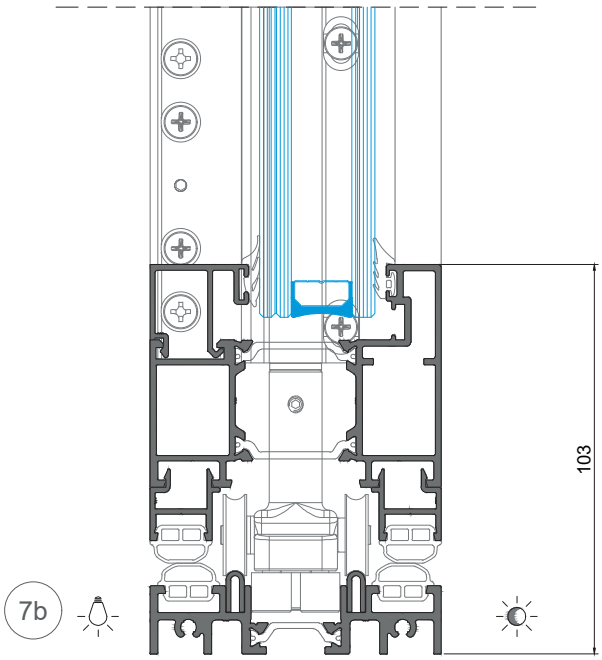

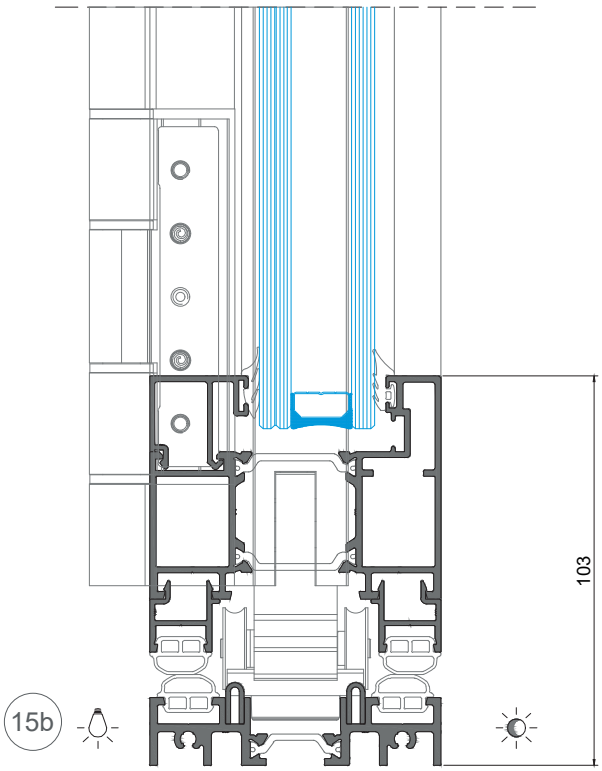

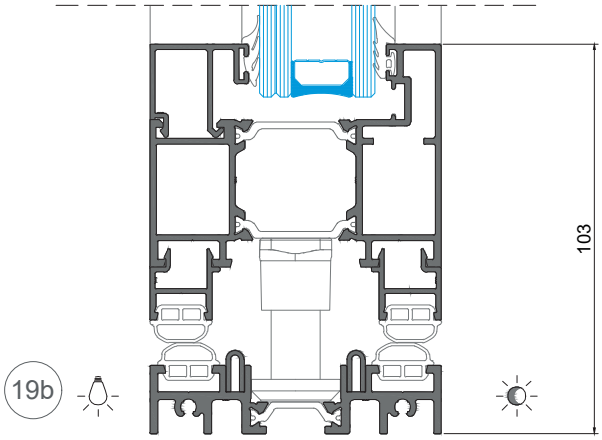

PORMENORES DE ACORDO COM AS TIPOLOGIAS - ABERTURA EXTERIOR

DETAILS ACCORDING TO TYPOLOGIES - OUTWARD OPENING

DÉTAILS SELON LES TYPOLOGIES - OUVERTURE VERS L'EXTÉRIEUR

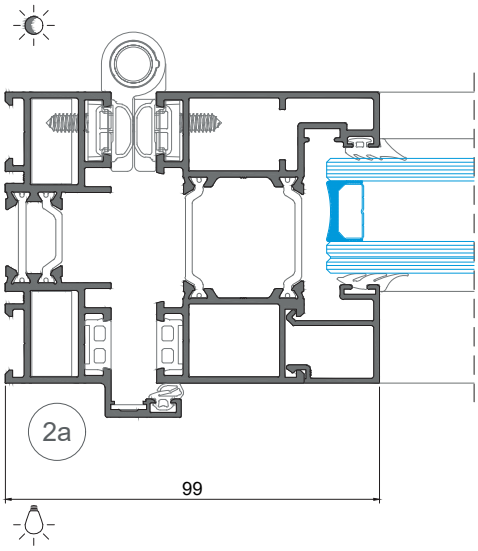

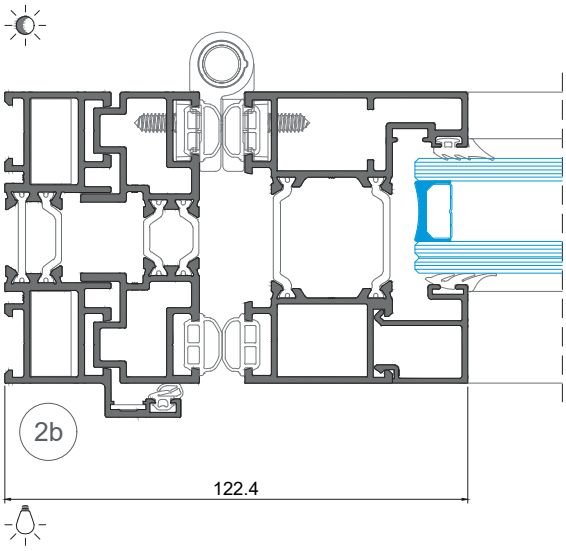

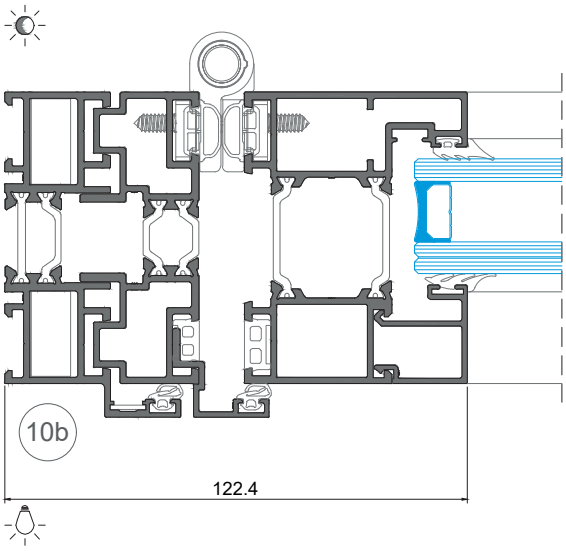

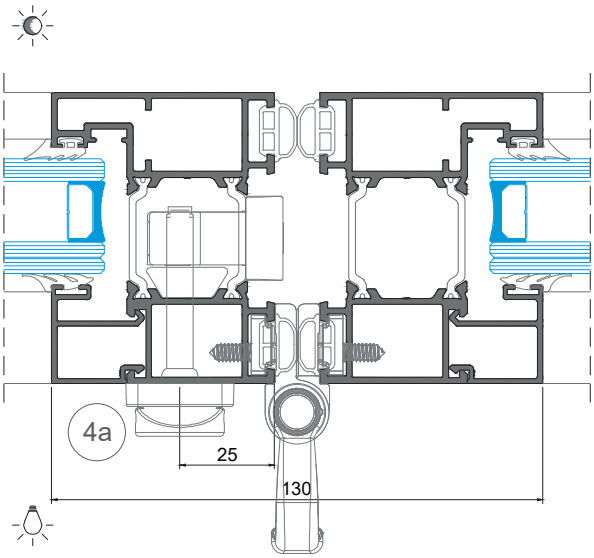

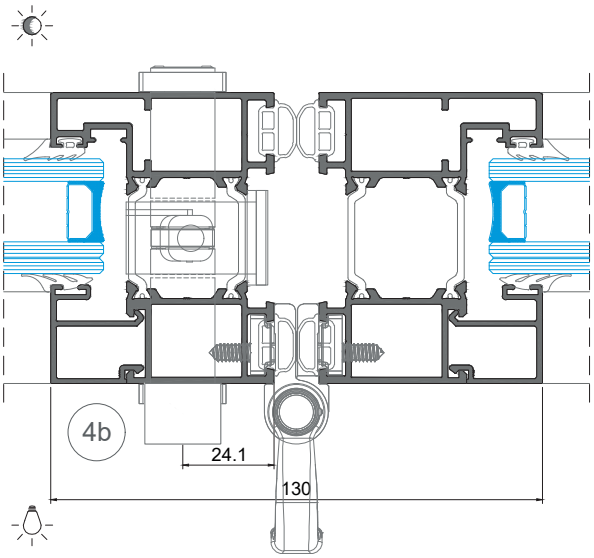

PORMENORES DE ACORDO COM AS TIPOLOGIAS - ABERTURA EXTERIOR

DETAILS ACCORDING TO TYPOLOGIES - OUTWARD OPENING

DÉTAILS SELON LES TYPOLOGIES - OUVERTURE VERS L'EXTÉRIEUR

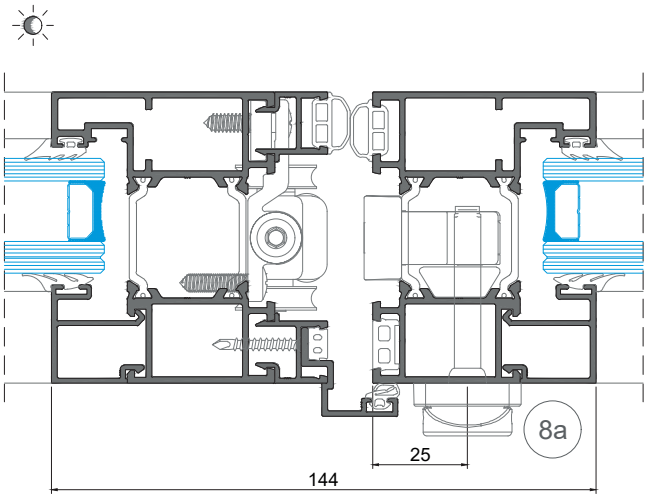

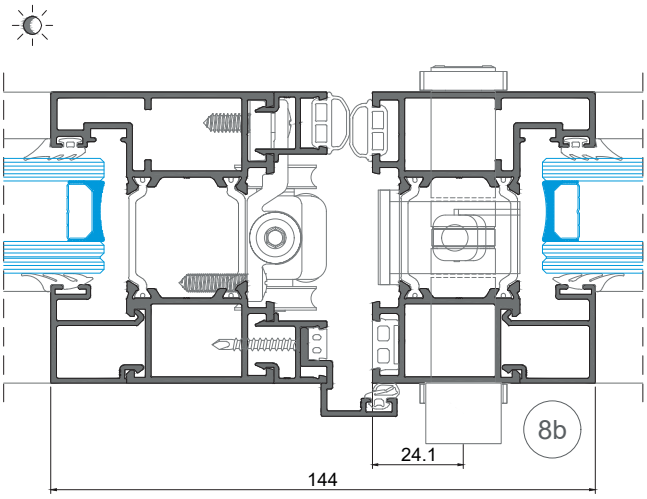

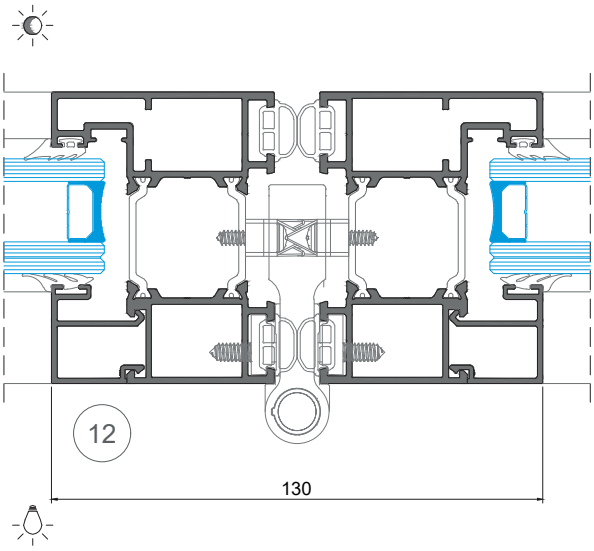

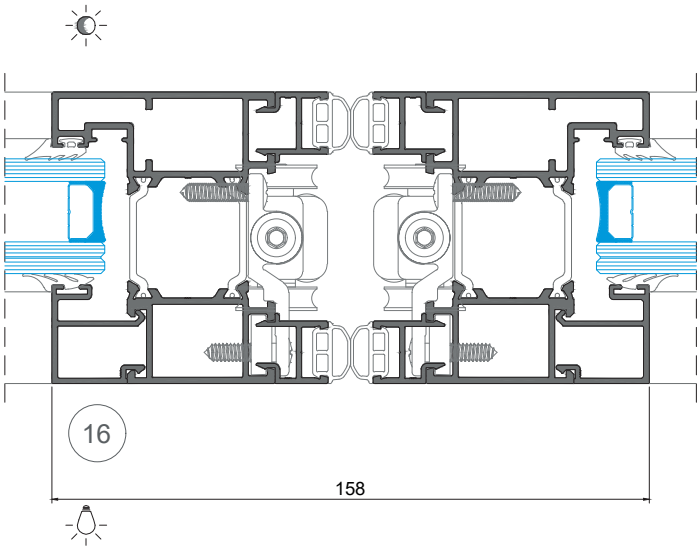

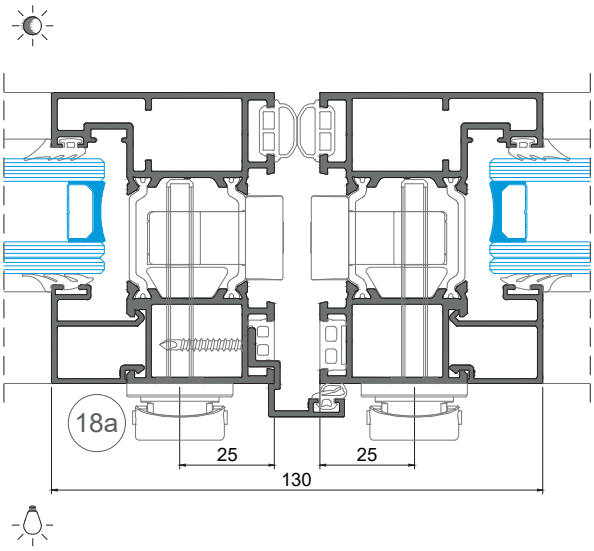

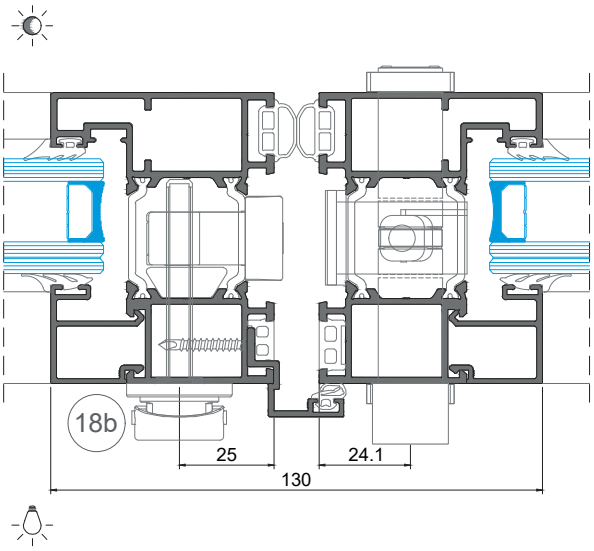

PORMENORES DE ACORDO COM AS TIPOLOGIAS - ABERTURA EXTERIOR

DETAILS ACCORDING TO TYPOLOGIES - OUTWARD OPENING

DÉTAILS SELON LES TYPOLOGIES - OUVERTURE VERS L'EXTÉRIEUR

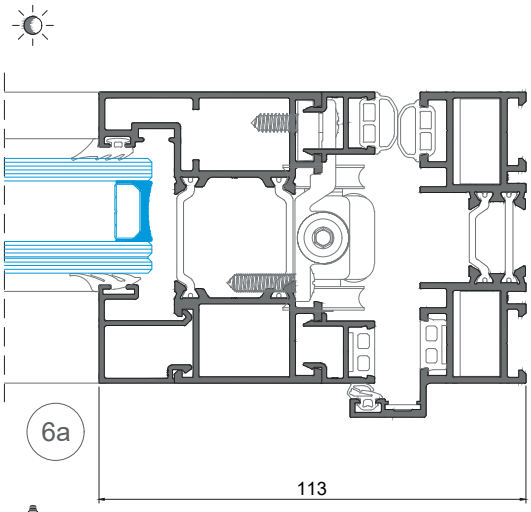

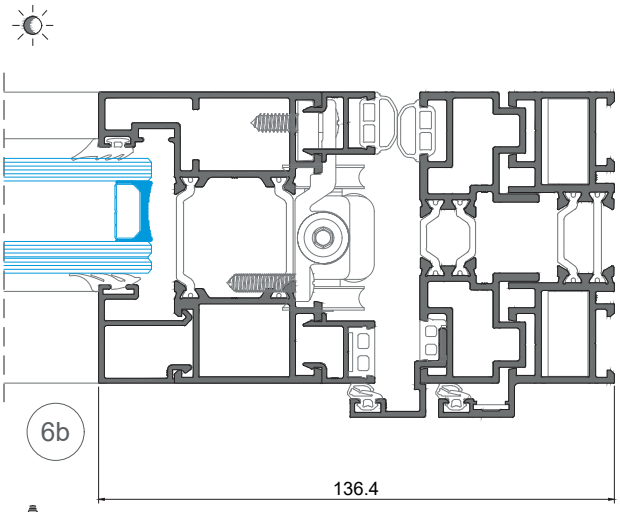

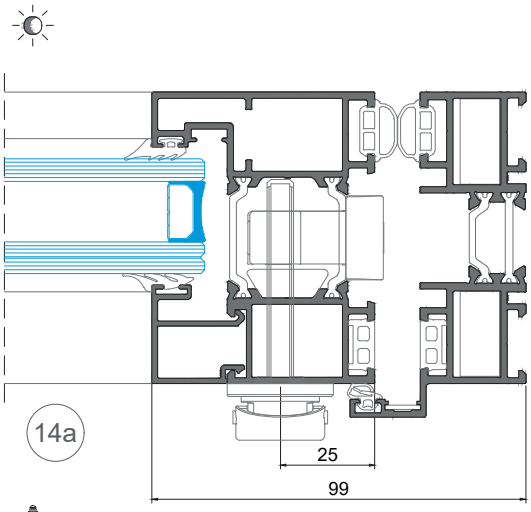

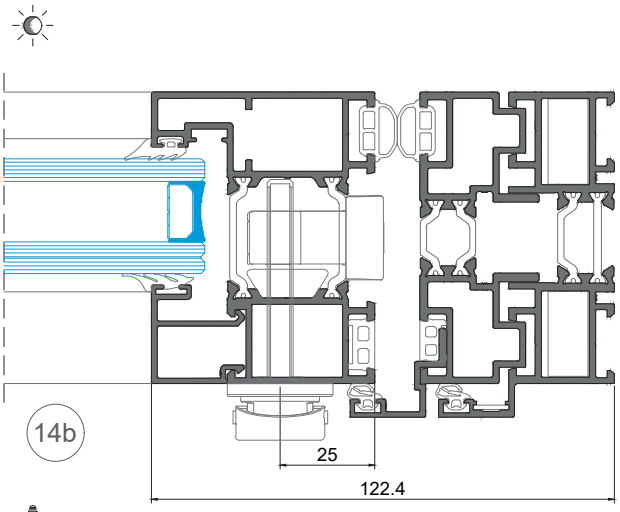

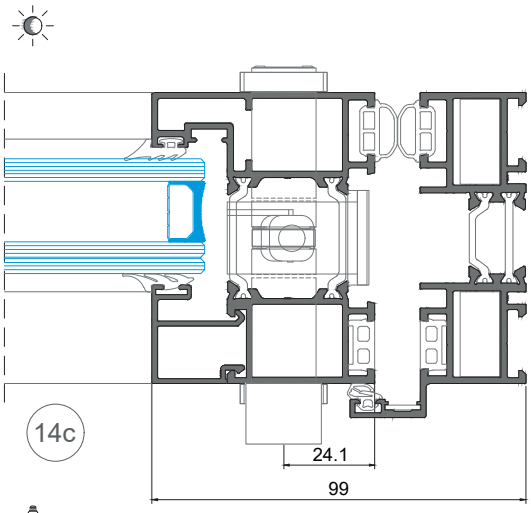

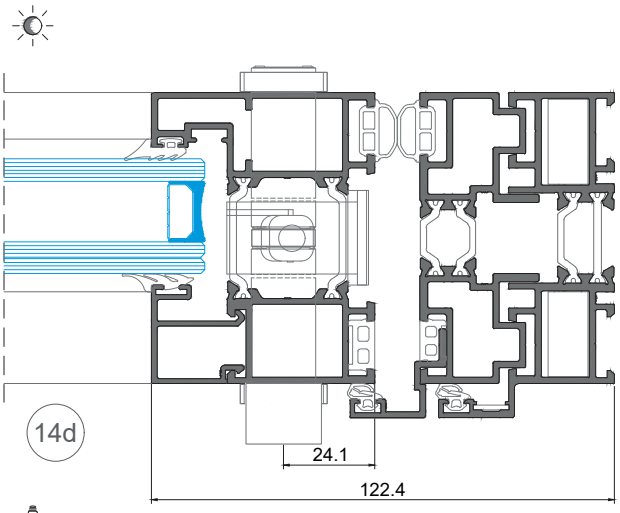

PORMENORES DE ACORDO COM AS TIPOLOGIAS - ABERTURA EXTERIOR

DETAILS ACCORDING TO TYPOLOGIES - OUTWARD OPENING

DÉTAILS SELON LES TYPOLOGIES - OUVERTURE VERS L'EXTÉRIEUR

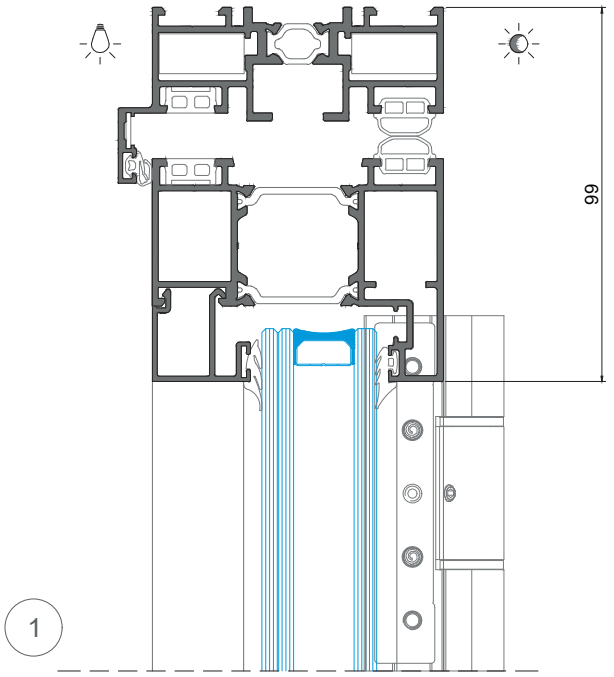

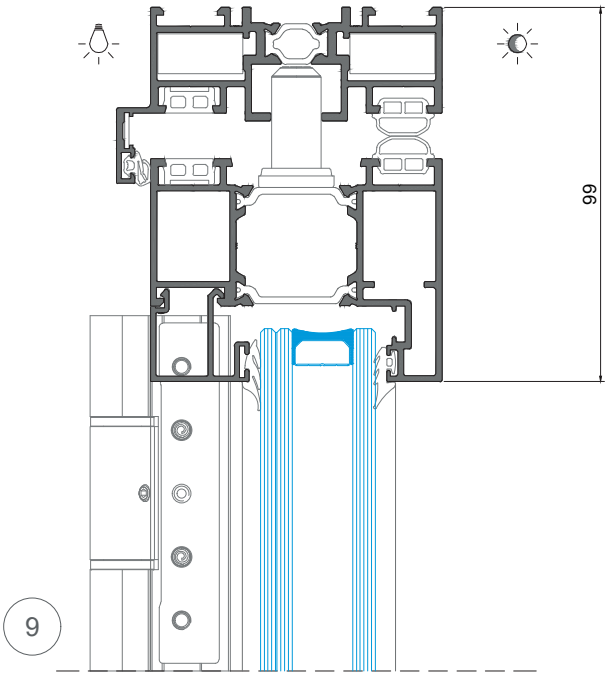

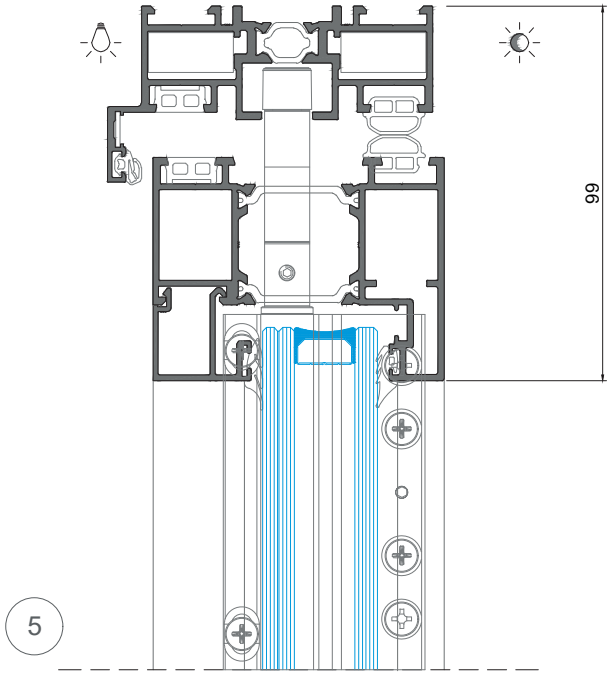

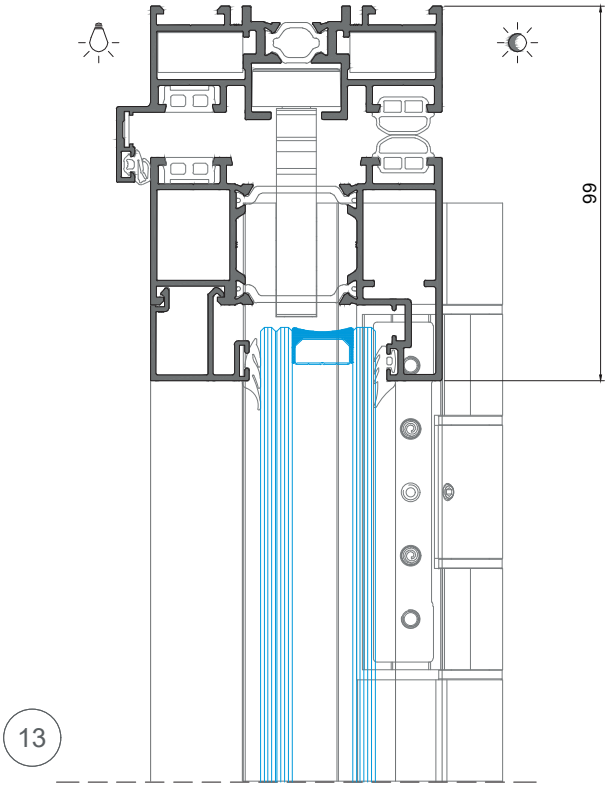

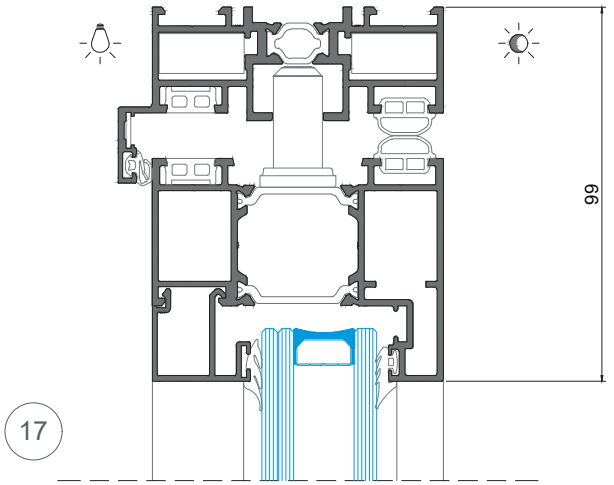

PORMENORES DE ACORDO COM AS TIPOLOGIAS - ABERTURA EXTERIOR

DETAILS ACCORDING TO TYPOLOGIES - OUTWARD OPENING

DÉTAILS SELON LES TYPOLOGIES - OUVERTURE VERS L'EXTÉRIEUR

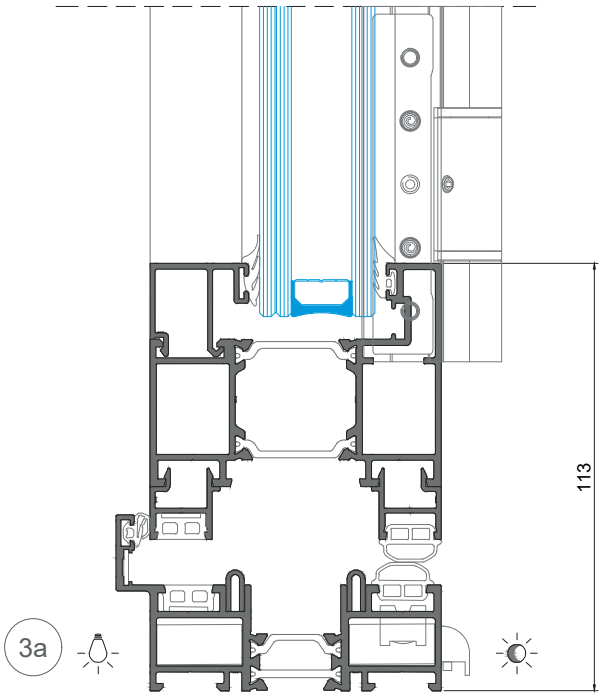

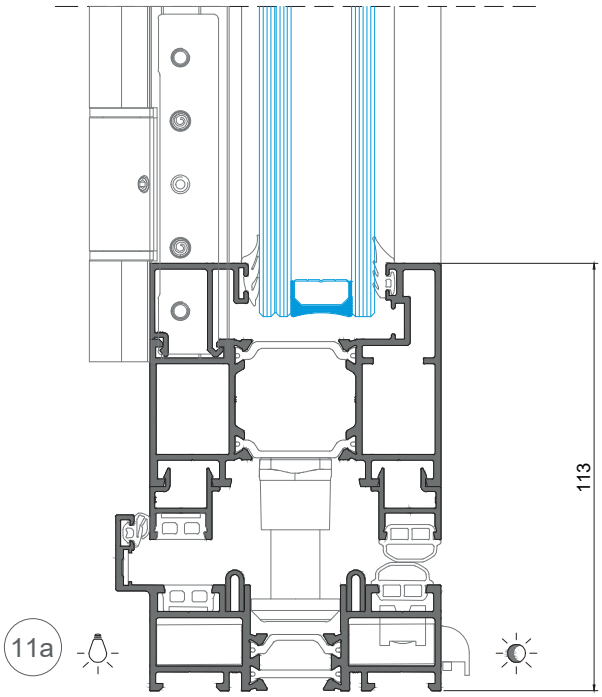

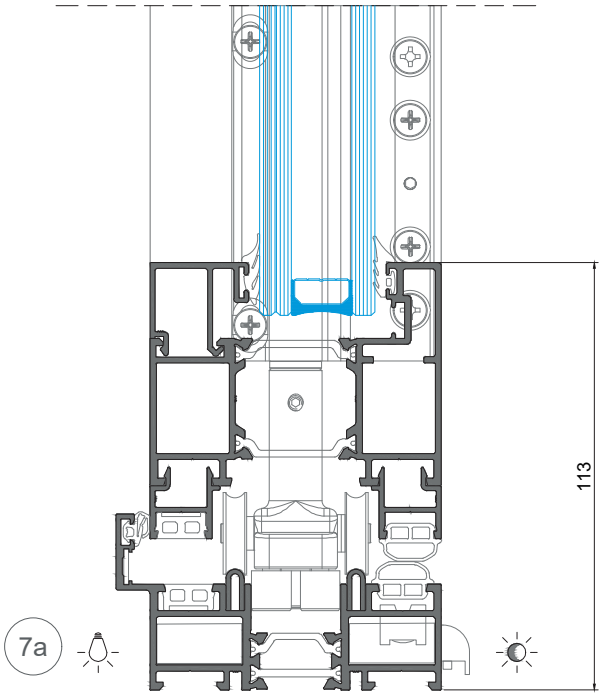

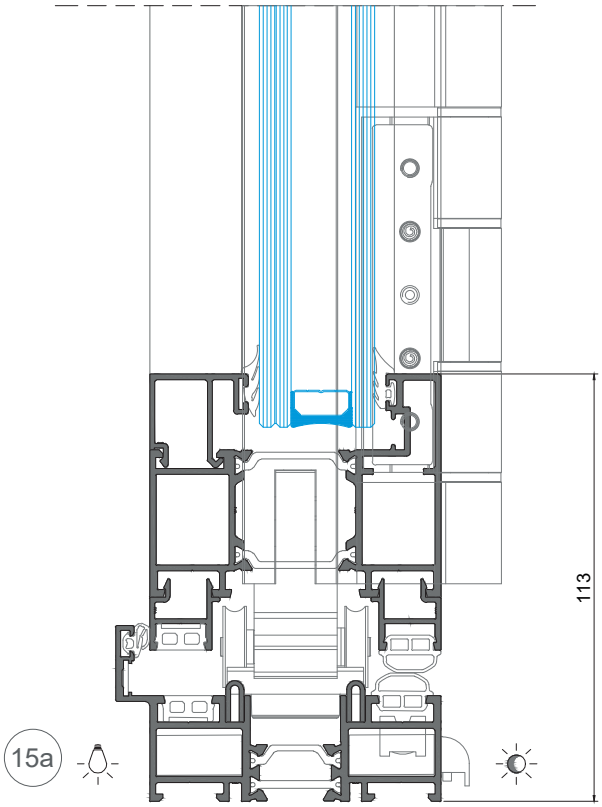

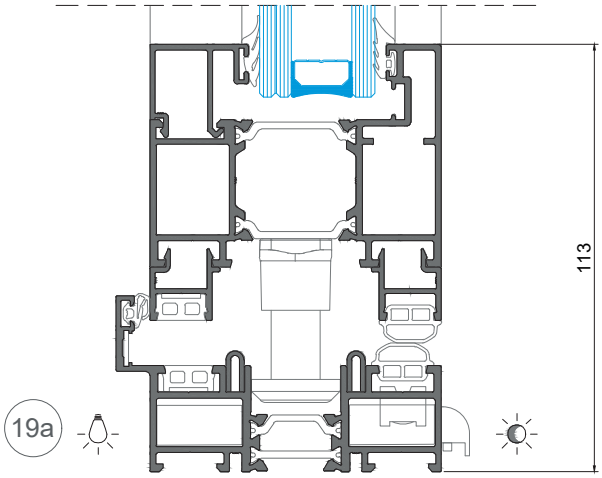

PORMENORES DE ACORDO COM AS TIPOLOGIAS - ABERTURA EXTERIOR

DETAILS ACCORDING TO TYPOLOGIES - OUTWARD OPENING

DÉTAILS SELON LES TYPOLOGIES - OUVERTURE VERS L'EXTÉRIEUR

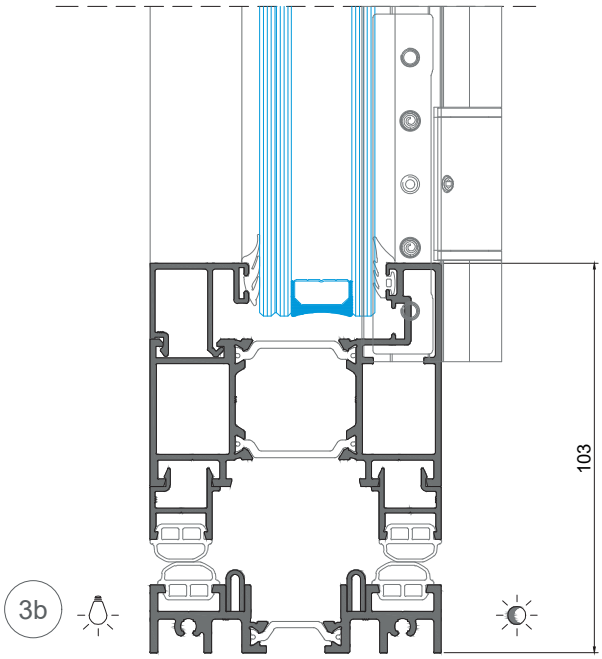

3b

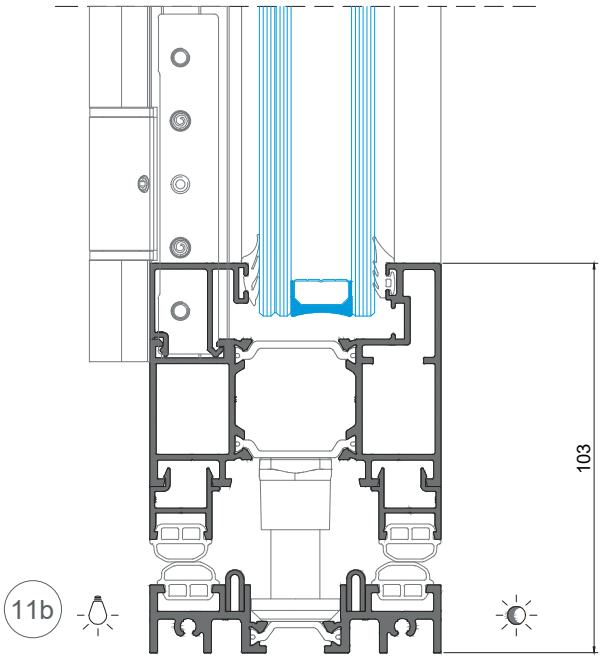

11b

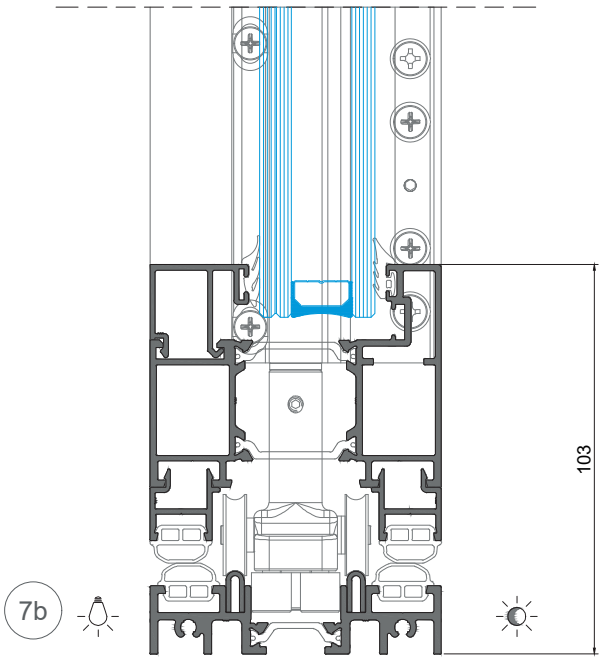

7b

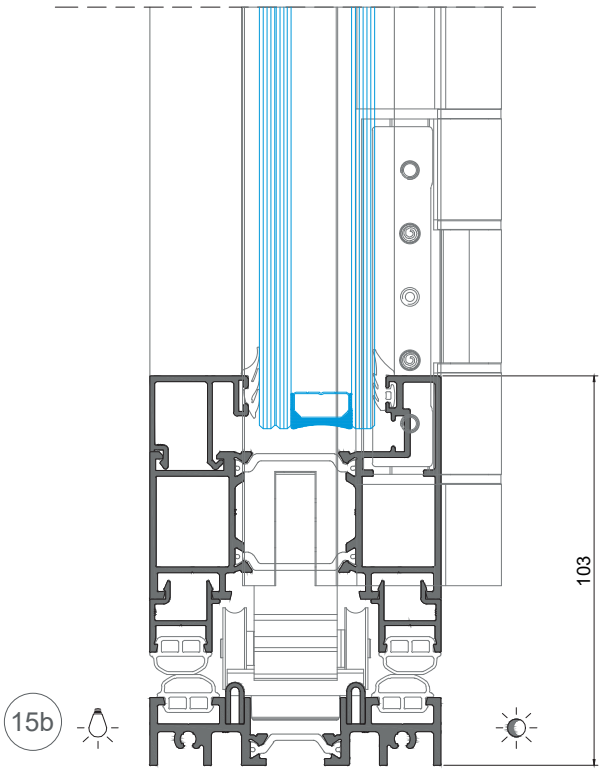

15b

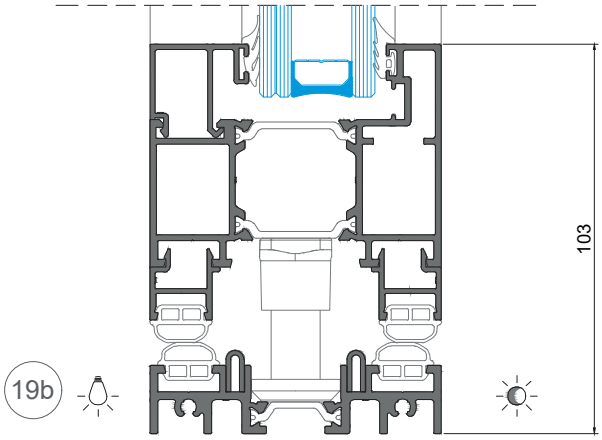

19b

PORMENORES DE CANTO
CORNER DETAILS
DÉTAILS DU COIN

- **FOLHA PAR COM PERFIL DE CANTO | FOLHA PAR**
  EVEN SASH WITH CORNER PROFILE | EVEN SASH
  VANTAIL PAIRE AVEC PROFILÉ DE COIN | VANTAIL PAIRE

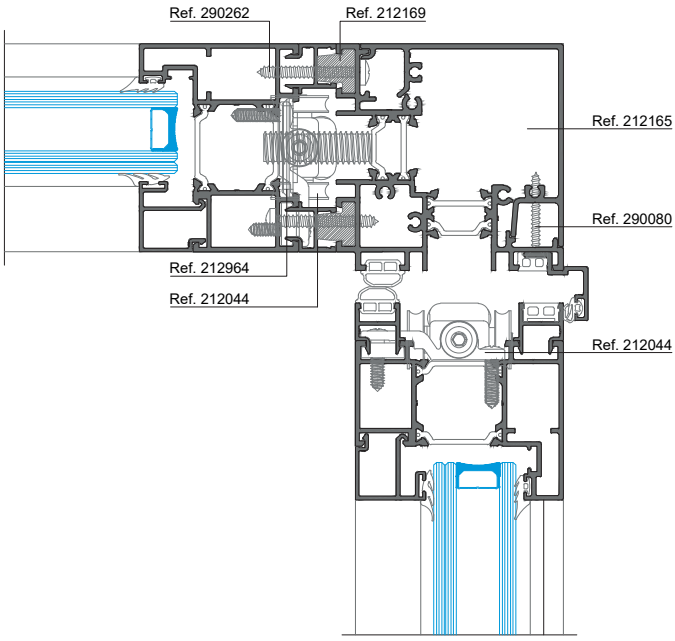

- **FOLHA PAR COM PERFIL DE CANTO | FOLHA ÍMPAR**
  EVEN SASH WITH CORNER PROFILE | ODD SASH
  VANTAIL PAIRE AVEC PROFILÉ DE COIN | VANTAIL IMPAIRE

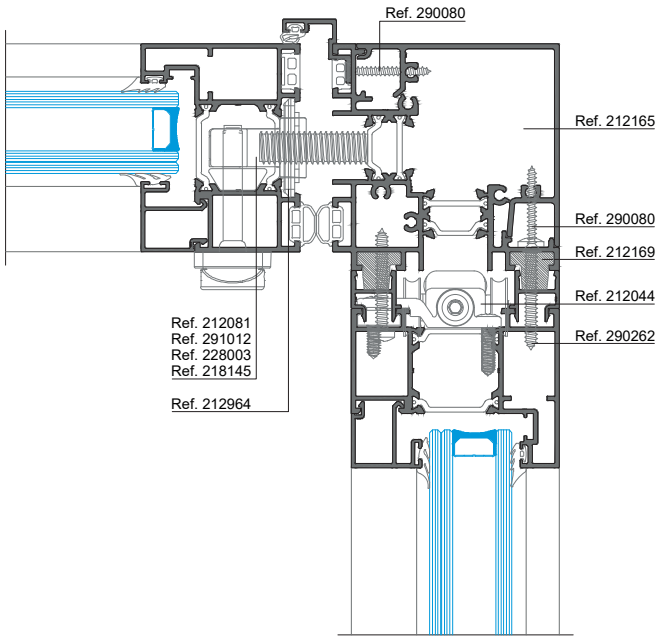

- **FOLHA ÍMPAR COM PERFIL DE CANTO | FOLHA PAR**
  ODD SASH WITH CORNER PROFILE | EVEN SASH
  VANTAIL IMPAIRE AVEC PROFILÉ DE COIN | VANTAIL PAIRE

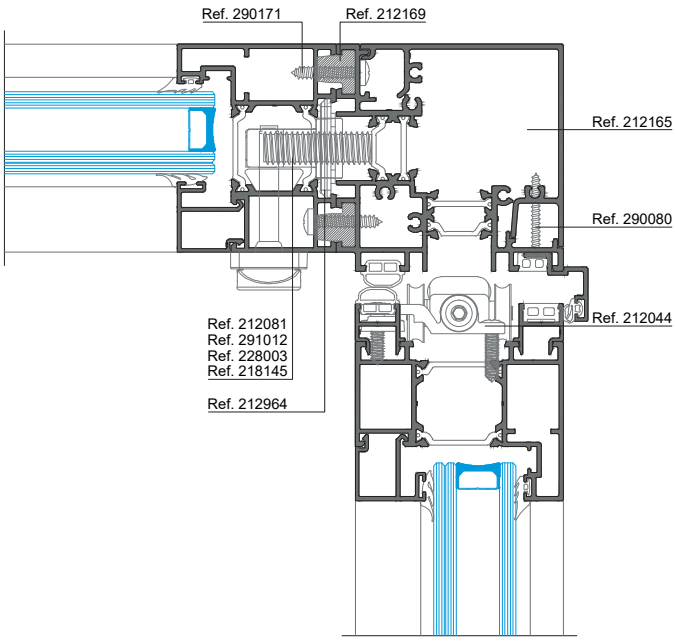

- **FOLHA ÍMPAR COM PERFIL DE CANTO | FOLHA ÍMPAR**
  ODD SASH WITH CORNER PROFILE | ODD SASH
  VANTAIL IMPAIRE AVEC PROFILÉ DE COIN | VANTAIL IMPAIRE

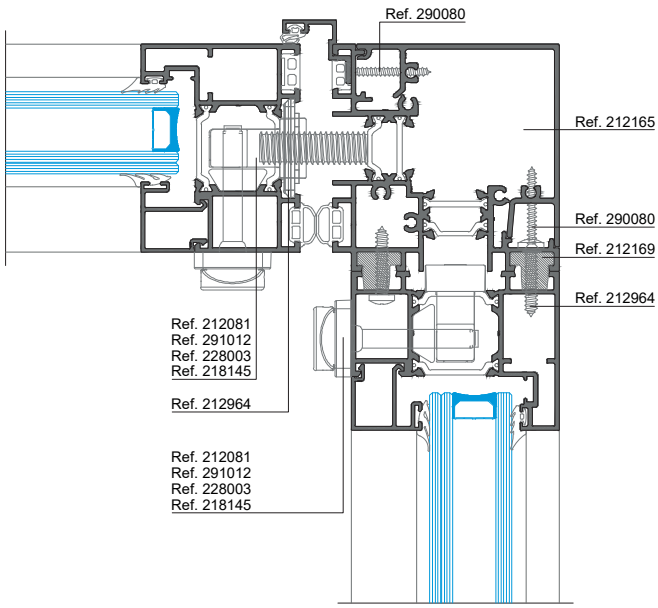

PORMENORES DE ACORDO COM AS TIPOLOGIAS - ABERTURA INTERIOR

DETAILS ACCORDING TO TYPOLOGIES - INWARD OPENING

DÉTAILS SELON LES TYPOLOGIES - OUVERTURE VERS L'INTÉRIEUR

- **220**

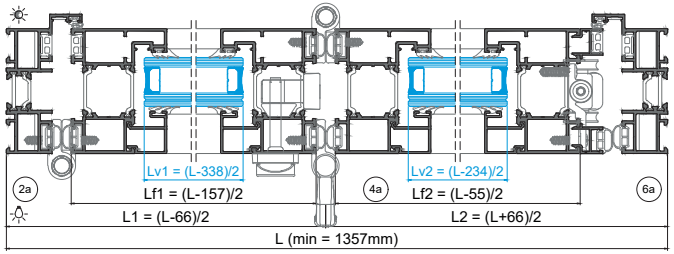

- **220 com | with | avec HT 82**

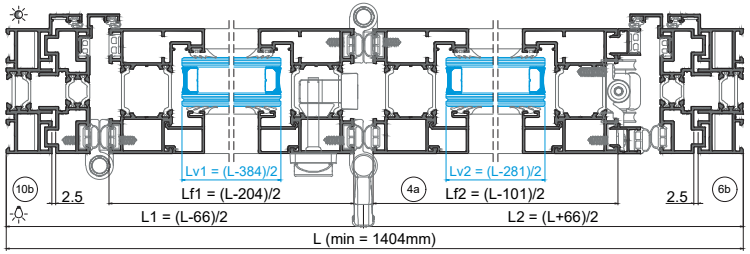

- **321 com | with | avec HT 82**

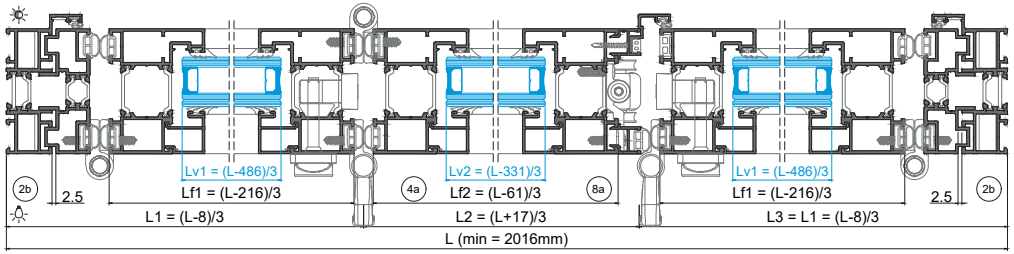

- **330 com | with | avec HT 82**

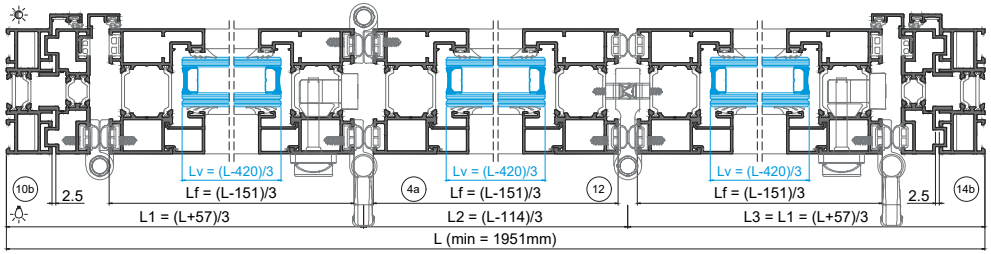

- **422 com | with | avec HT 82**

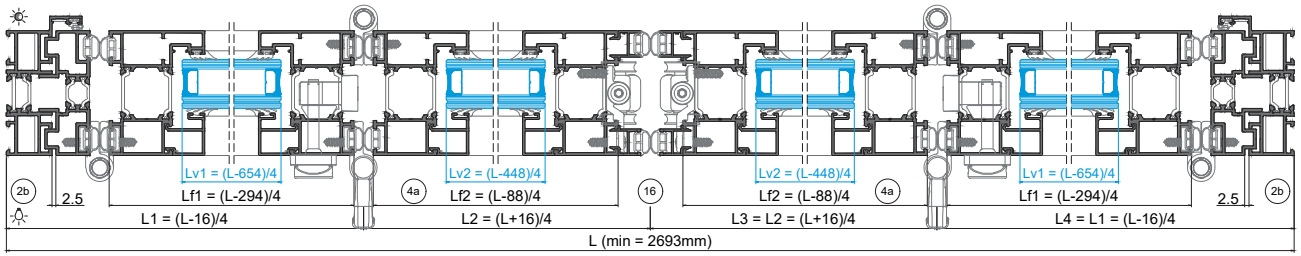

PORMENORES DE ACORDO COM AS TIPOLOGIAS - ABERTURA INTERIOR

DETAILS ACCORDING TO TYPOLOGIES - INWARD OPENING

DÉTAILS SELON LES TYPOLOGIES - OUVERTURE VERS L'INTÉRIEUR

- **431 com** | with | avec **HT 82**

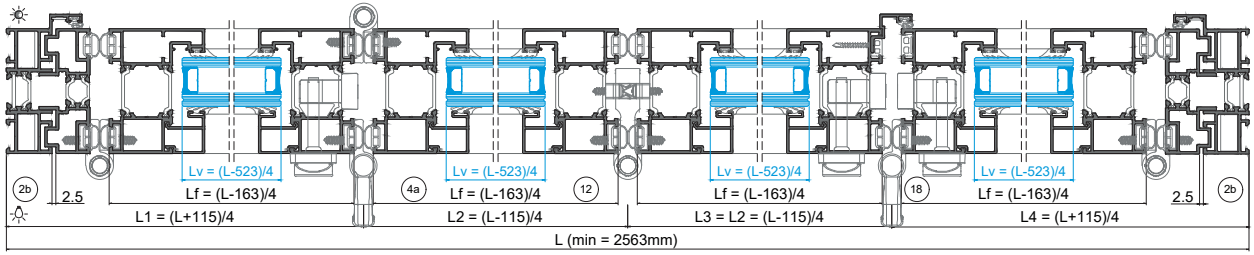

- **440 com** | with | avec **HT 82**

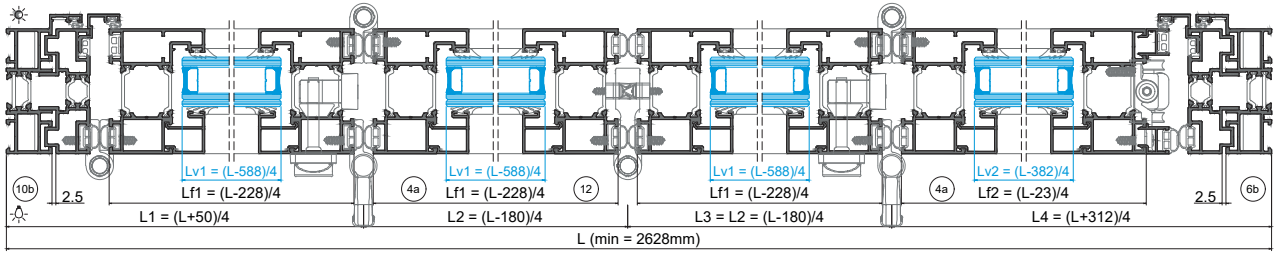

- **532 com** | with | avec **HT 82**

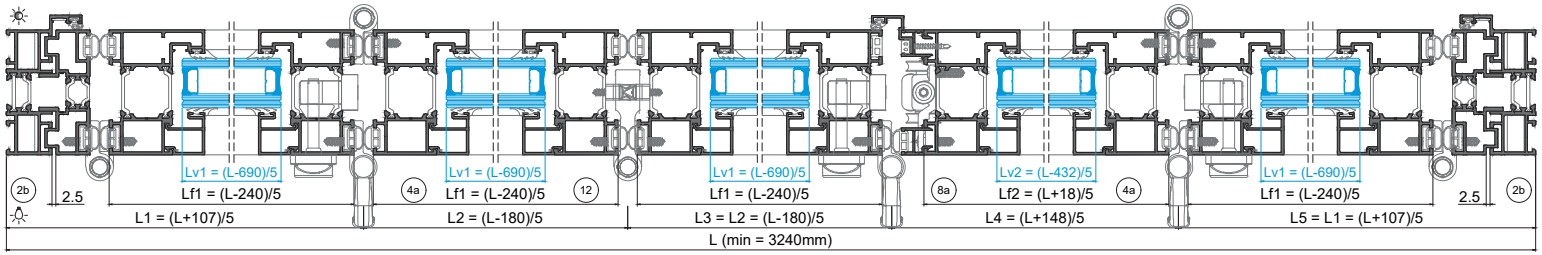

- **541 com** | with | avec **HT 82**

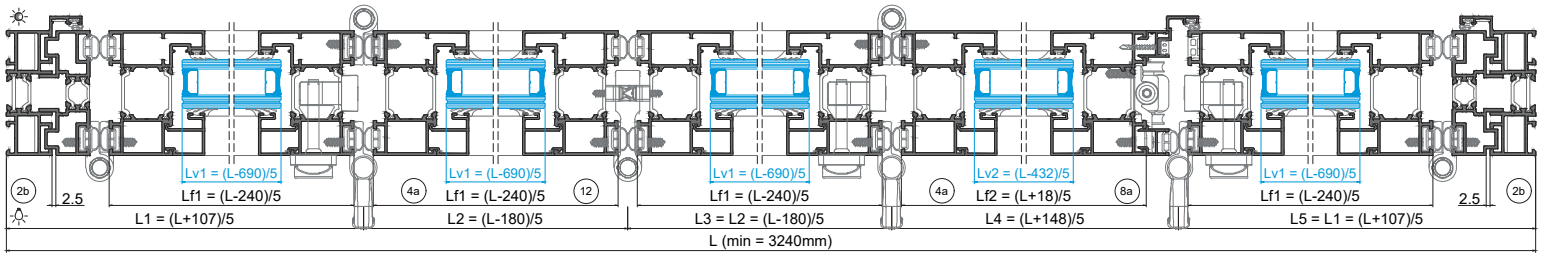

PORMENORES DE ACORDO COM AS TIPOLOGIAS - ABERTURA INTERIOR

DETAILS ACCORDING TO TYPOLOGIES - INWARD OPENING

DÉTAILS SELON LES TYPOLOGIES - OUVERTURE VERS L'INTÉRIEUR

- **550 com** | with | avec **HT 82**

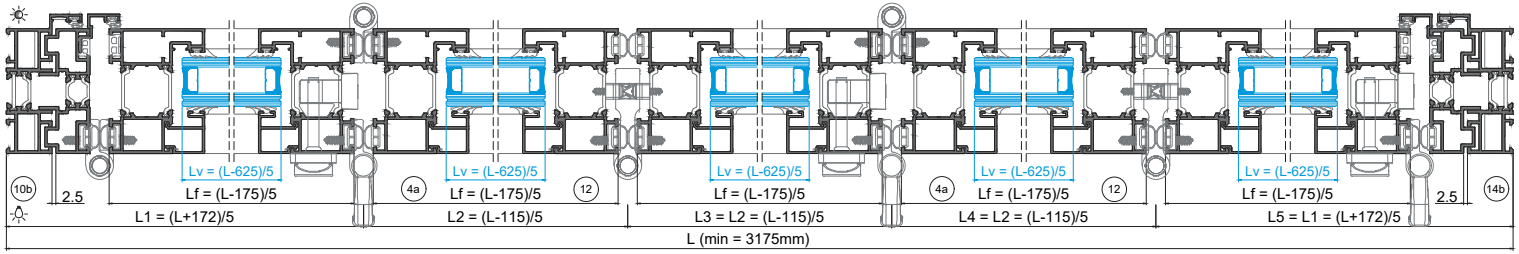

- **633 com** | with | avec **HT 82**

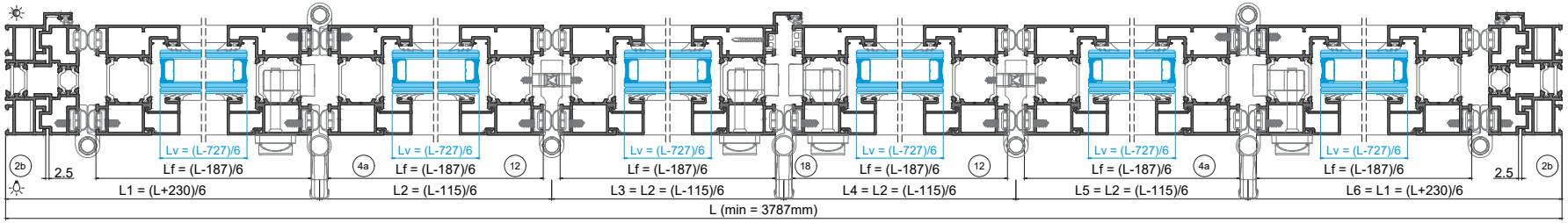

- **642 com** | with | avec **HT 82**

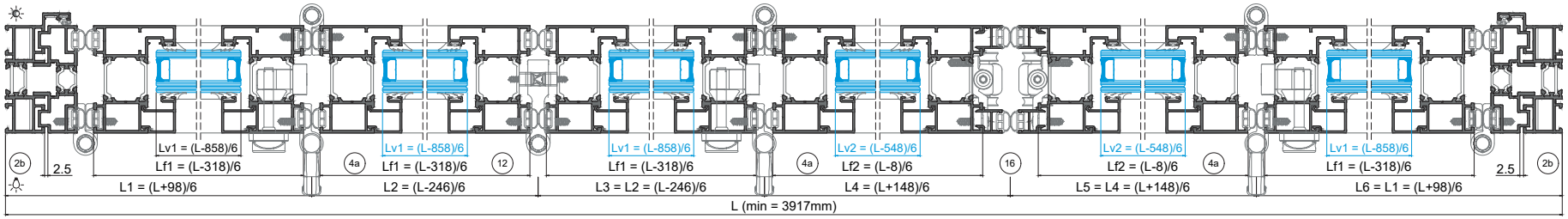

- **651 com** | with | avec **HT 82**

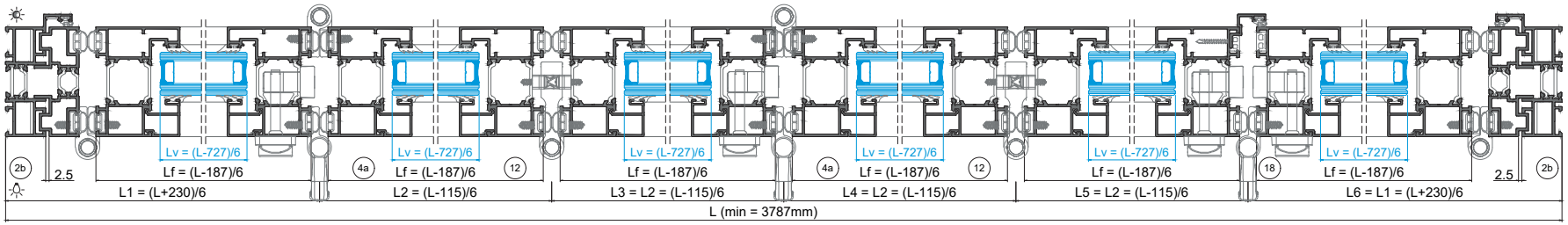

PORMENORES DE ACORDO COM AS TIPOLOGIAS - ABERTURA INTERIOR

DETAILS ACCORDING TO TYPOLOGIES - INWARD OPENING

DÉTAILS SELON LES TYPOLOGIES - OUVERTURE VERS L'INTÉRIEUR

- **660 com** | with | avec **HT 82**

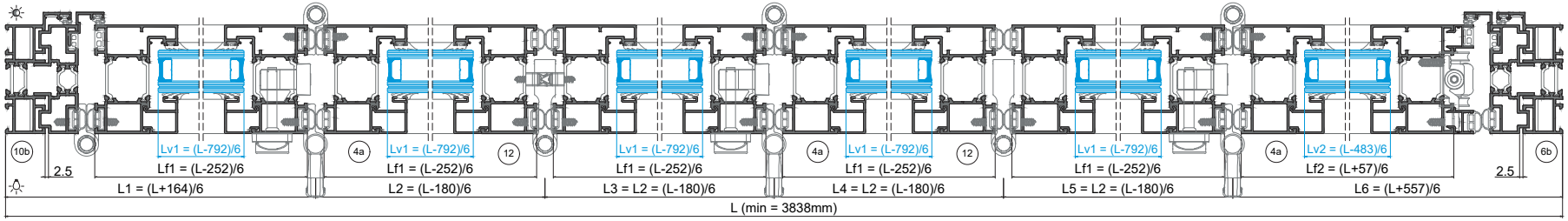

- **743 com** | with | avec **HT 82**

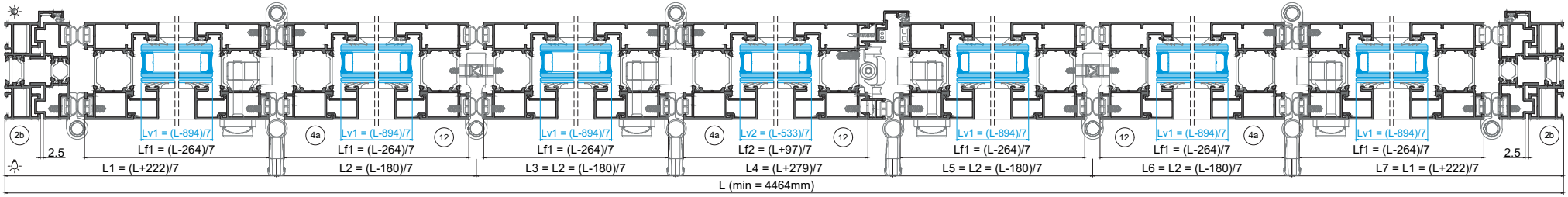

- **752 com** | with | avec **HT 82**

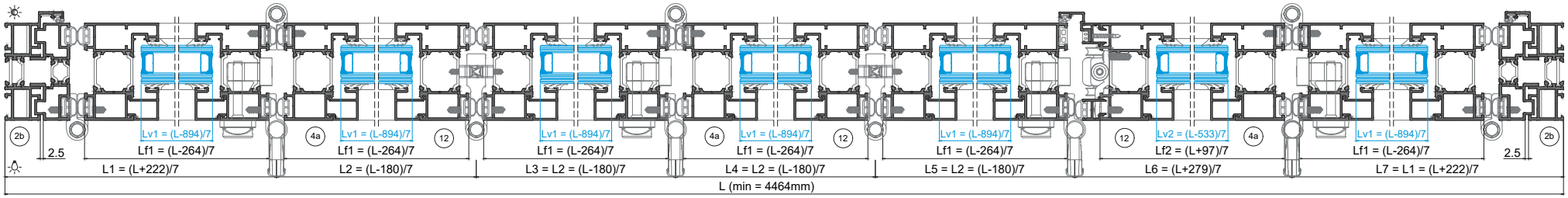

- **761 com** | with | avec **HT 82**

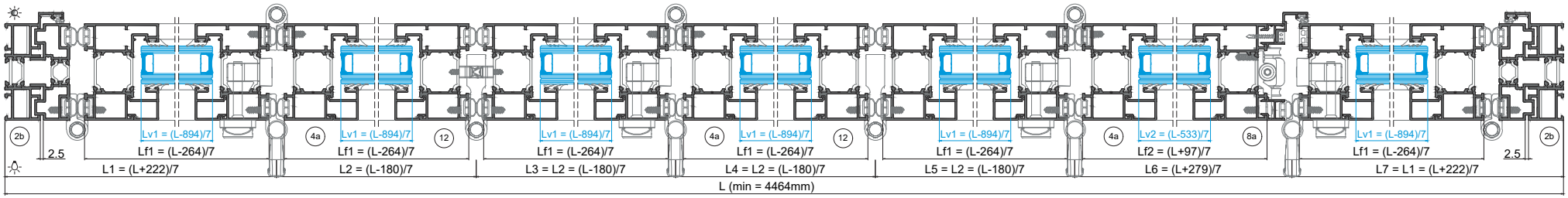

PORMENORES DE ACORDO COM AS TIPOLOGIAS - ABERTURA INTERIOR

DETAILS ACCORDING TO TYPOLOGIES - INWARD OPENING

DÉTAILS SELON LES TYPOLOGIES - OUVERTURE VERS L'INTÉRIEUR

- **770 com** | **with** | **avec** **HT 82**

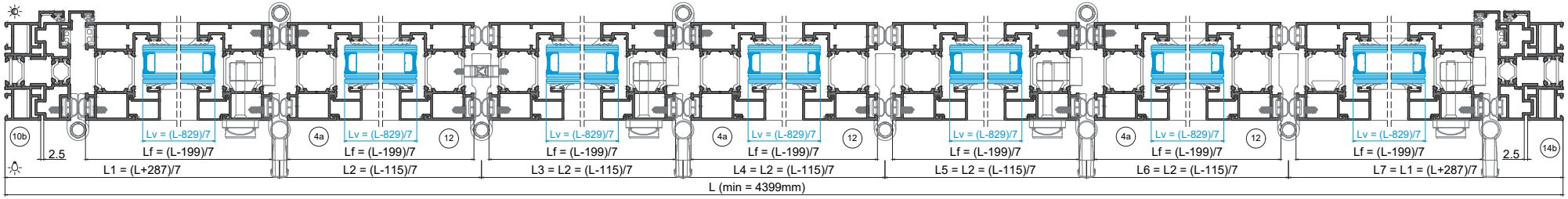

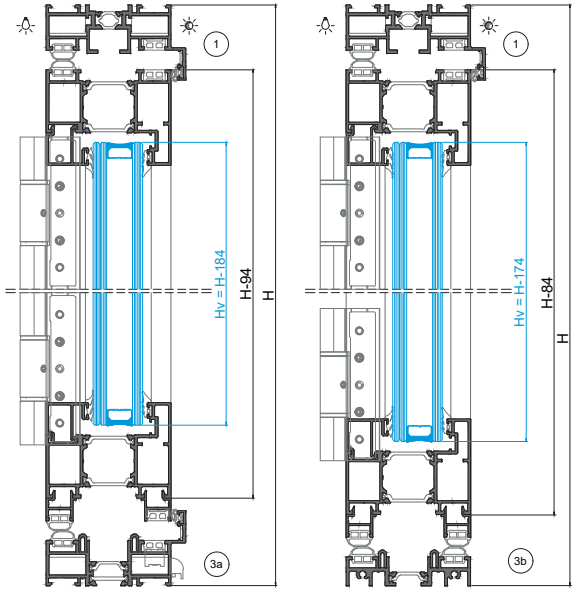

PORMENORES DE ACORDO COM AS TIPOLOGIAS - ABERTURA EXTERIOR

DETAILS ACCORDING TO TYPOLOGIES - OUTWARD OPENING

DÉTAILS SELON LES TYPOLOGIES - OUVERTURE VERS L'EXTÉRIEUR

- **220**

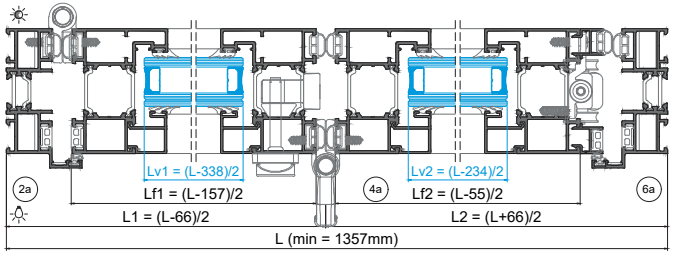

- **220 com | with | avec HT 82**

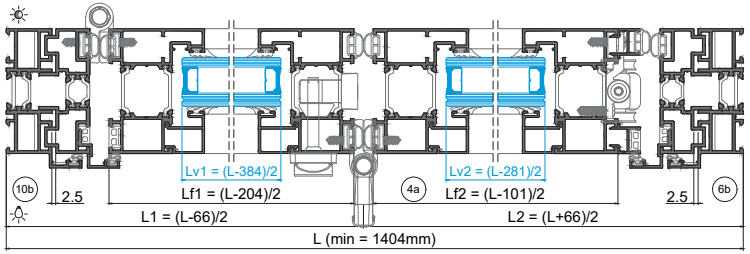

- **321 com | with | avec HT 82**

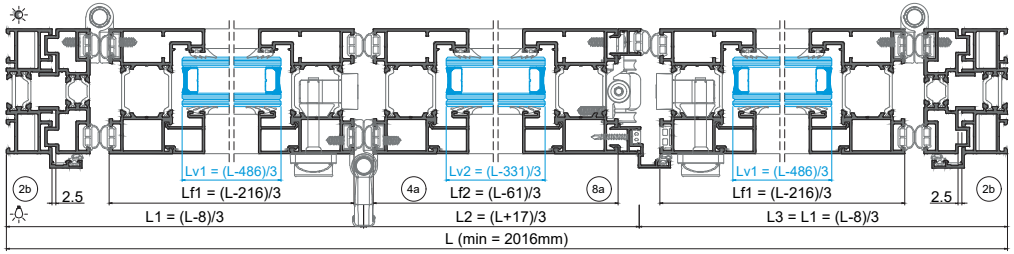

- **330 com | with | avec HT 82**

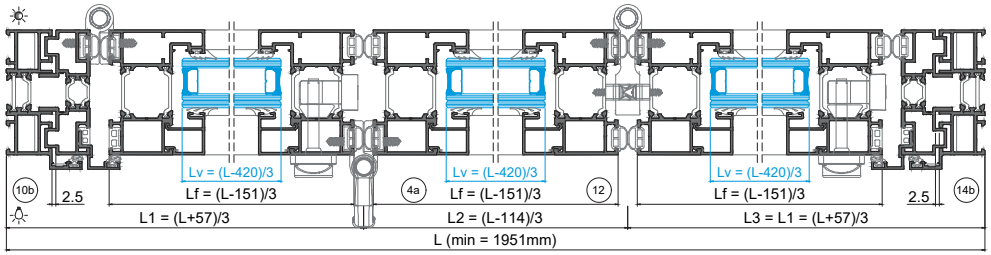

- **422 com | with | avec HT 82**

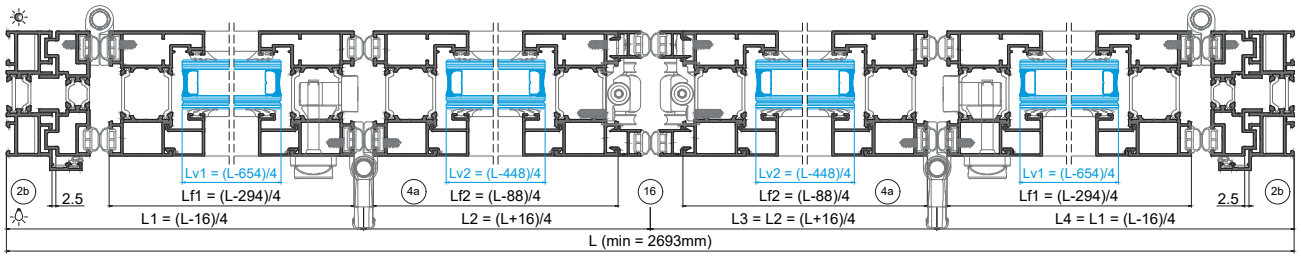

PORMENORES DE ACORDO COM AS TIPOLOGIAS - ABERTURA EXTERIOR

DETAILS ACCORDING TO TYPOLOGIES - OUTWARD OPENING

DÉTAILS SELON LES TYPOLOGIES - OUVERTURE VERS L'EXTÉRIEUR

- **431 com** | with | avec **HT 82**

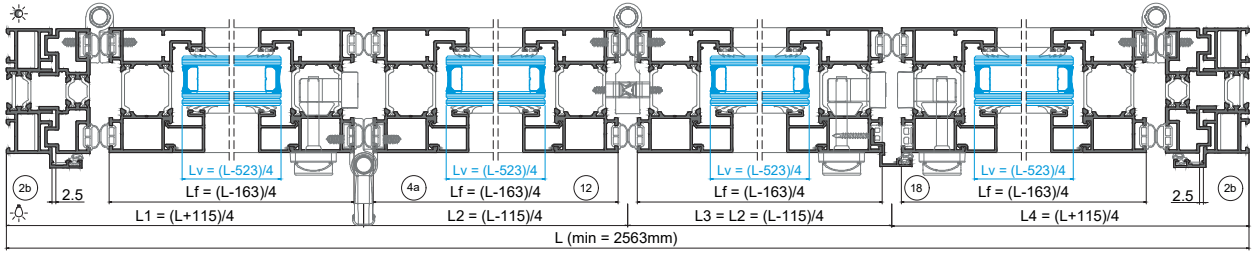

- **440 com** | with | avec **HT 82**

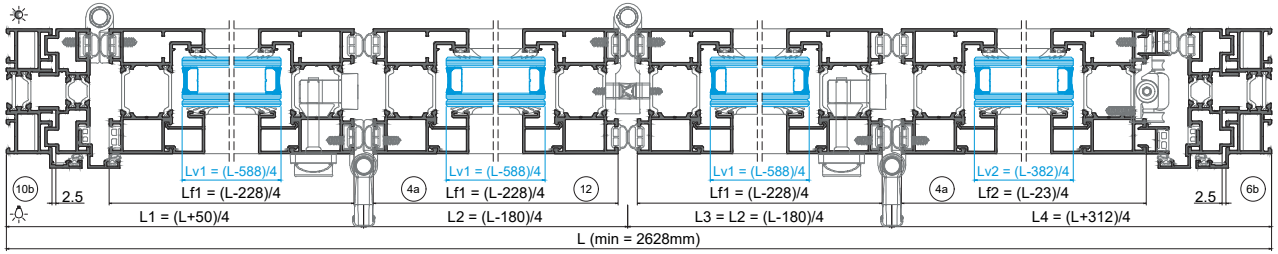

- **532 com** | with | avec **HT 82**

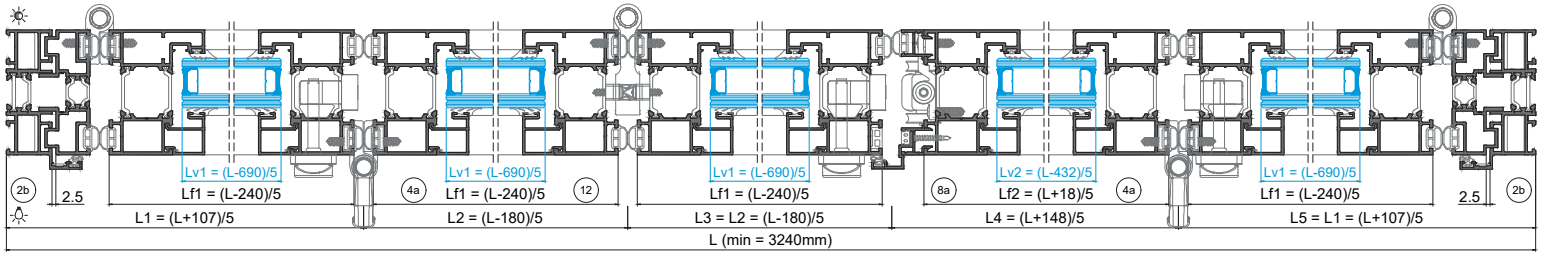

- **541 com** | with | avec **HT 82**

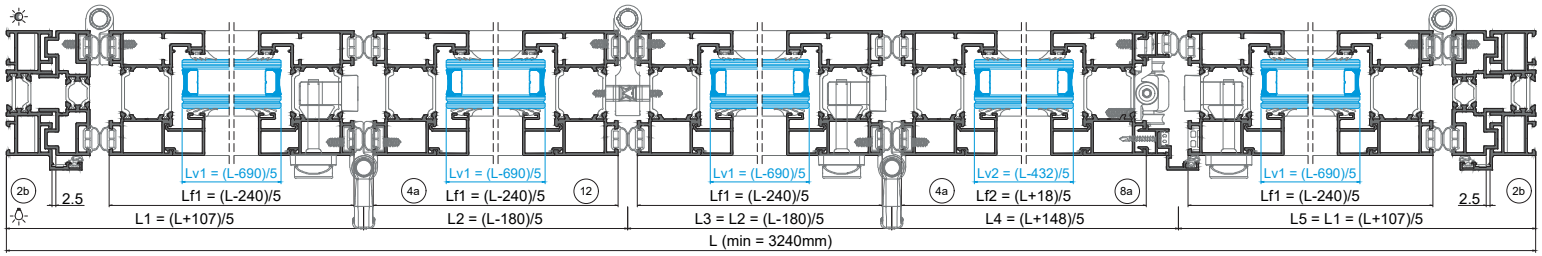

PORMENORES DE ACORDO COM AS TIPOLOGIAS - ABERTURA EXTERIOR

DETAILS ACCORDING TO TYPOLOGIES - OUTWARD OPENING

DÉTAILS SELON LES TYPOLOGIES - OUVERTURE VERS L'EXTÉRIEUR

- **550 com** | with | avec **HT 82**

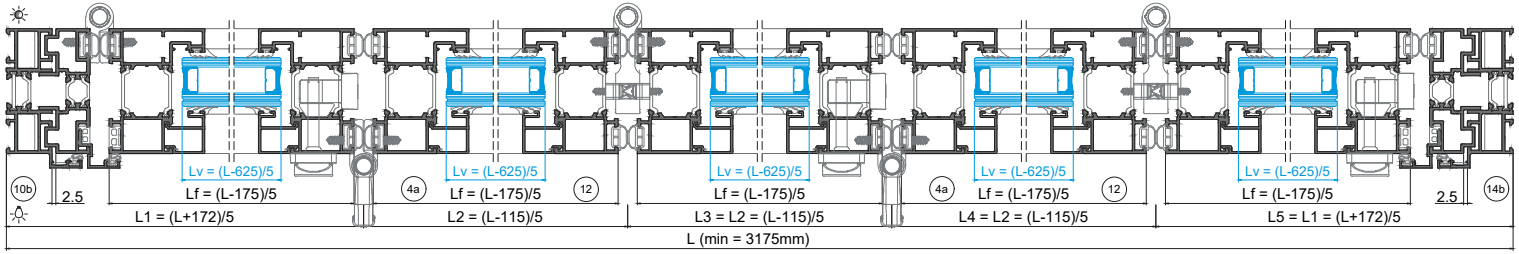

- **633 com** | with | avec **HT 82**

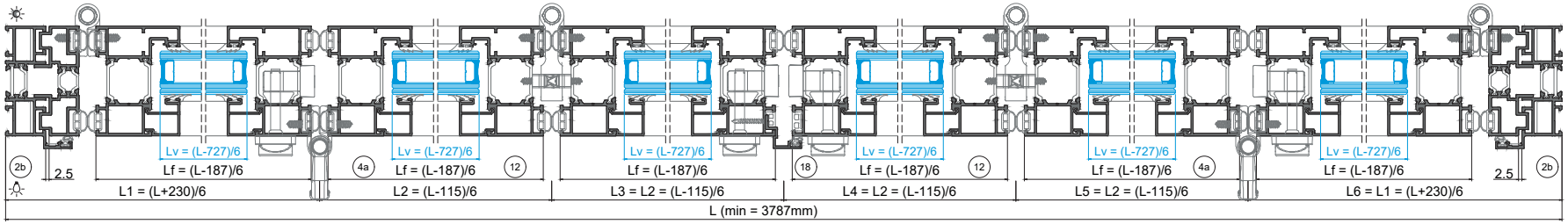

- **642 com** | with | avec **HT 82**

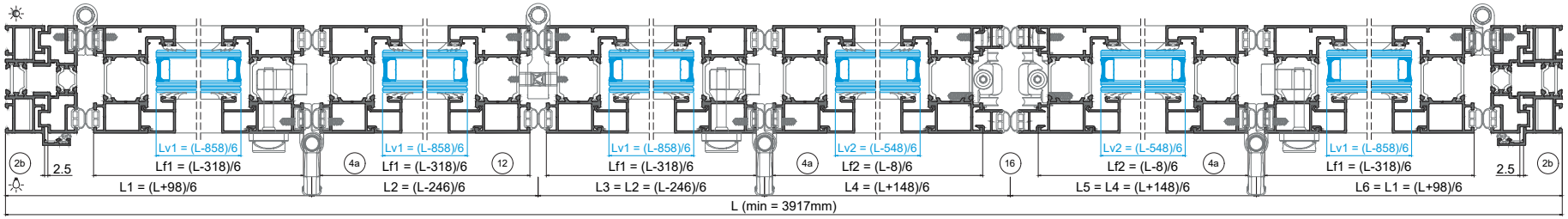

- **651 com** | with | avec **HT 82**

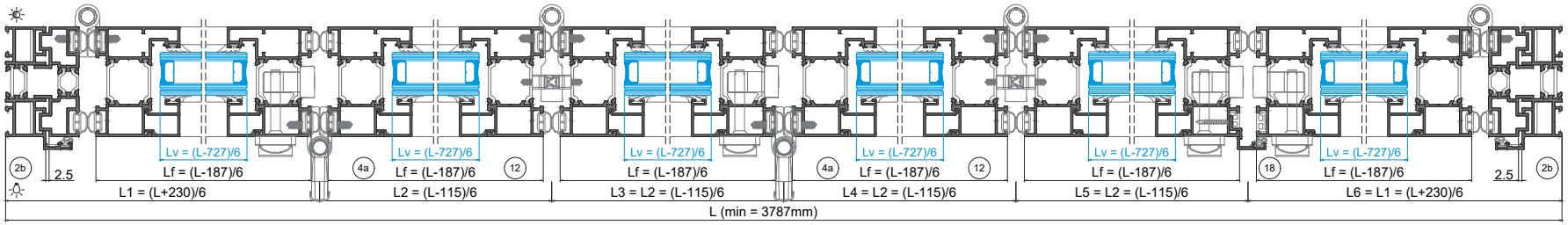

PORMENORES DE ACORDO COM AS TIPOLOGIAS - ABERTURA EXTERIOR

DETAILS ACCORDING TO TYPOLOGIES - OUTWARD OPENING

DÉTAILS SELON LES TYPOLOGIES - OUVERTURE VERS L'EXTÉRIEUR

- **660 com** | **with** | **avec HT 82**

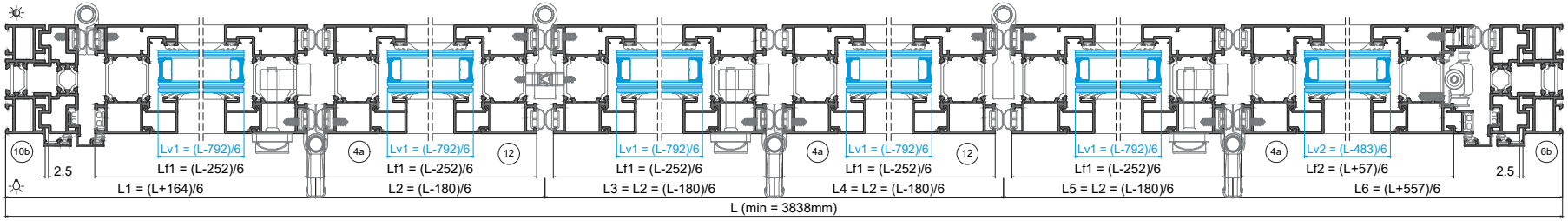

- **743 com** | **with** | **avec HT 82**

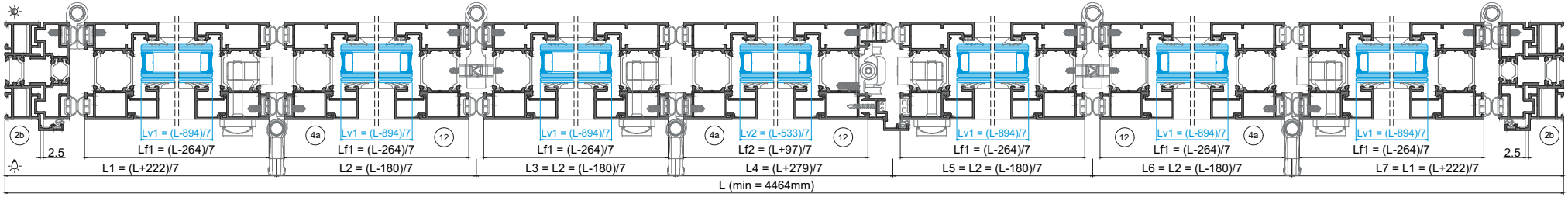

- **752 com** | **with** | **avec HT 82**

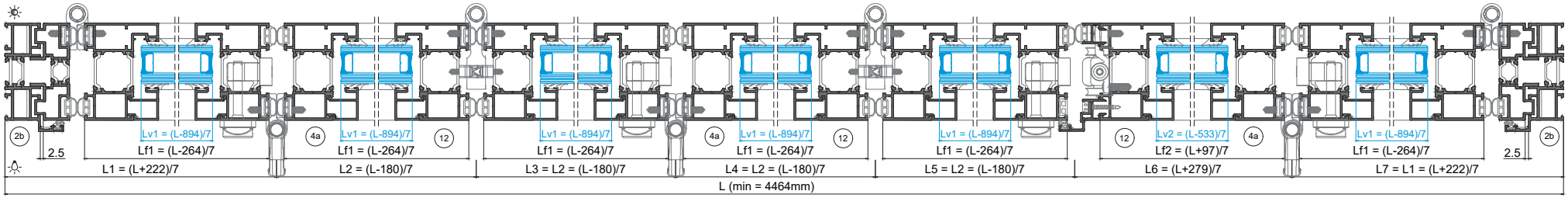

- **761 com** | **with** | **avec HT 82**

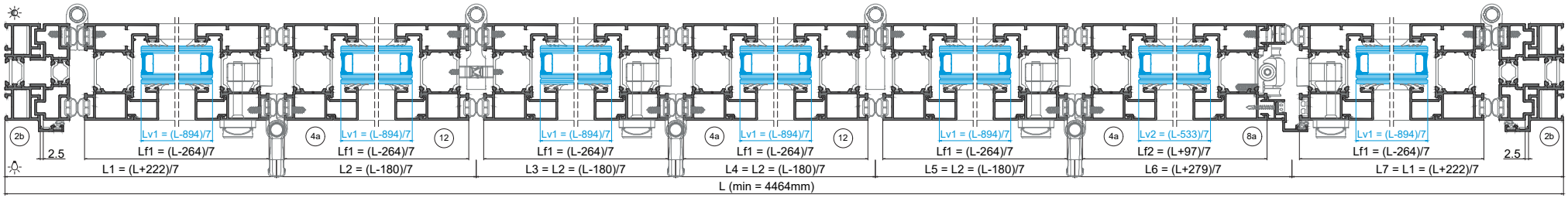

PORMENORES DE ACORDO COM AS TIPOLOGIAS - ABERTURA EXTERIOR

DETAILS ACCORDING TO TYPOLOGIES - OUTWARD OPENING

DÉTAILS SELON LES TYPOLOGIES - OUVERTURE VERS L'EXTÉRIEUR

- **770 com** | **with** | **avec HT 82**

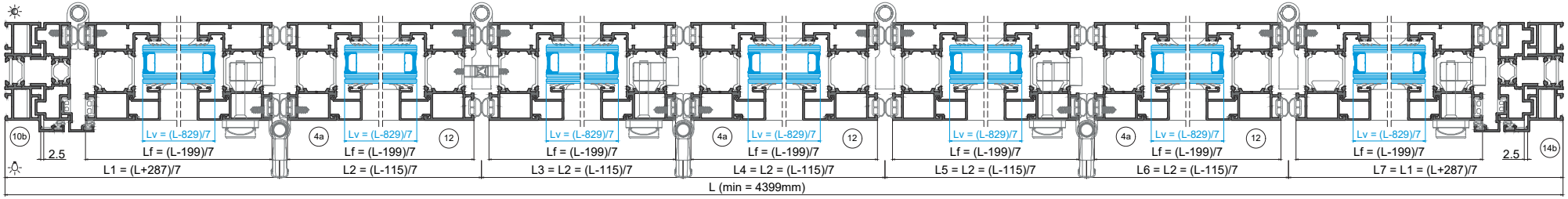

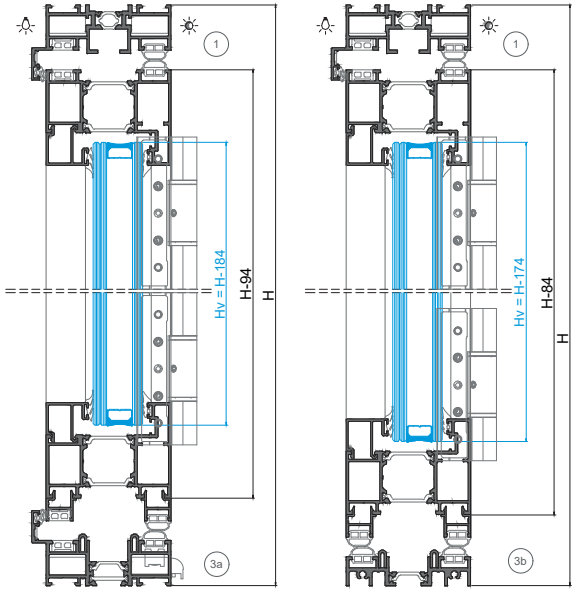

MEDIDAS DE CORTE PARA FOLHAS E VIDROS
SASHES AND GLASSES CUTTING MEASURES
MESURES DE COUPE POUR VENTAUX ET VERRES

Sem perfis laterais de ajuste Without adjustable lateral profiled | Sans profilés latéraux réglable				
Tipologia	L min	Qt	Lf	Lv
220	1357mm	1	Lf1 = (L-157)/2	Lv1 = (L-338)/2
		1	Lf2 = (L-55)/2	Lv2 = (L-234)/2

Com perfis laterais de ajuste With adjustable lateral profiled | Avec profilés latéraux réglable				
Tipologia	L min	Qt	Lf	Lv
220	1404mm	1	Lf1 = (L-204)/2	Lv1 = (L-384)/2
		1	Lf2 = (L-101)/2	Lv2 = (L-281)/2
321	2016mm	2	Lf1 = (L-216)/3	Lv1 = (L-486)/3
		1	Lf2 = (L-61)/3	Lv2 = (L-331)/3
330	1951mm	3	Lf = (L-151)/3	Lv = (L-420)/3
422	2693mm	2	Lf1 = (L-294)/4	Lv1 = (L-654)/4
		2	Lf2 = (L-88)/4	Lv2 = (L-448)/4
431	2563mm	4	Lf = (L-163)/4	Lv = (L-523)/4
440	2628mm	3	Lf1 = (L-228)/4	Lv1 = (L-588)/4
		1	Lf2 = (L-23)/4	Lv2 = (L-382)/4
532	3240mm	4	Lf1 = (L-240)/5	Lv1 = (L-690)/5
		1	Lf2 = (L+18)/5	Lv2 = (L-432)/5
541	3240mm	4	Lf1 = (L-240)/5	Lv1 = (L-690)/5
		1	Lf2 = (L+18)/5	Lv2 = (L-432)/5
550	3175mm	5	Lf = (L-175)/5	Lv = (L-625)/5
633	3787mm	6	Lf = (L-187)/6	Lv = (L-727)/6
642	3917mm	4	Lf1 = (L-318)/6	Lv1 = (L-858)/6
		2	Lf2 = (L-8)/6	Lv2 = (L-548)/6
651	3787mm	6	Lf = (L-187)/6	Lv = (L-727)/6
660	3838mm	5	Lf1 = (L-252)/6	Lv1 = (L-792)/6
		1	Lf2 = (L+57)/6	Lv2 = (L-483)/6
743	4464mm	6	Lf1 = (L-264)/7	Lv1 = (L-894)/7
		1	Lf2 = (L+97)/7	Lv2 = (L-533)/7
752	4464mm	6	Lf1 = (L-264)/7	Lv1 = (L-894)/7
		1	Lf2 = (L+97)/7	Lv2 = (L-533)/7
761	4464mm	6	Lf1 = (L-264)/7	Lv1 = (L-894)/7
		1	Lf2 = (L+97)/7	Lv2 = (L-533)/7
770	4399mm	7	Lf = (L-199)/7	Lv = (L-829)/7

MEDIDAS PARA COLOCAÇÃO NO PROGRAMA DE ORÇAMENTAÇÃO
MEASURES FOR PLACEMENT IN THE BUDGETING PROGRAM
MESURES DE PLACEMENT DANS LE PROGRAMME BUDGÉTAIRE

Sem perfis laterais de ajuste Without adjustable lateral profiled | Sans profilés latéraux réglable							
Tipologia	L1	L2	L3	L4	L5	L6	L7
220	(L-66)/2	(L+66)/2					

Com perfis laterais de ajuste With adjustable lateral profiled | Avec profilés latéraux réglable							
Tipologia	L1	L2	L3	L4	L5	L6	L7
220	(L-66)/2	(L+66)/2					
321	(L-8)/3	(L+17)/3	L1				
330	(L+57)/3	(L-114)/3	L1				
422	(L-16)/4	(L+16)/4	L2	L1			
431	(L+115)/4	(L-115)/4	L2	L1	-		
440	(L+50)/4	(L-180)/4	L2	(L+312)/4			
532	(L+107)/5	(L-180)/5	L2	(L+148)/5	L1		
541	(L+107)/5	(L-180)/5	L2	(L+148)/5	L1		
550	(L+172)/5	(L-115)/5	L2	L2	L1		
633	(L+230)/6	(L-115)/6	L2	L2	L2	L1	
642	(L+98)/6	(L-246)/6	L2	(L+148)/6	L4	L1	
651	(L+230)/6	(L-115)/6	L2	L2	L2	L1	
660	(L+164)/6	(L-180)/6	L2	L2	L2	(L+557)/6	
743	(L+222)/7	(L-180)/7	L2	(L+279)/7	L2	L2	L1
752	(L+222)/7	(L-180)/7	L2	L2	L2	(L+279)/7	L1
761	(L+222)/7	(L-180)/7	L2	L2	L2	(L+279)/7	L1
770	(L+287)/7	(L-115)/7	L2	L2	L2	L2	L1

Considerar os valores de L com 1 casa decimal, para introdução no programa de orçamentação
Consider the values of L with 1 decimal place, for introduction in the budgeting program
Considérer les valeurs de L avec 1 décimale, à introduire dans le programme budgétaire.

MAPA DE QUANTIDADE DE PERFIS - ABERTURAS INTERIOR E EXTERIOR

PROFILES QUANTITY MAPS - INWARD AND OUTWARD OPENING

CARTES DE QUANTITÉS DES PROFILÉS - OUVERTURES VERS L'INTÉRIEUR ET L'EXTÉRIEUR

• 220

Tipologias sem soleira HT 49

Typologies without threshold HT 49 | Typologies sans seuil HT 49

PERFIS | PROFILES | PROFILÉS

CÓDIGO CODE | CODE	DESIGNAÇÃO DESIGNATION | NOMINATION	CORTE HORIZ. HORIZONTAL CUT. COUPE HORIZ.	CORTE VERT. VERTICAL CUT. COUPE VERTICALE	QUANT. QUANTITY QUANTITÉ	CORTE CUT. COUPE
HT 01	ARO FIXO FIXED FRAME | CADRE DORMANT	L	H	1+2	
HT 21	PADIEIRA JAMB | JAMBAGE	L	-	1	
HT 82	PERFIL LATERAL DE AJUSTE LATERAL PROF. | PROF. LATÉRAL	-	H-48	2	
HT 801	GUIA INOX GUIDE | GUIDE	L-42	-	2	
HT 11	PERFIL MÓVEL MOBILE PROFILE | PROFILÉ OUVRANT	(L-204)/2 (L-101)/2	H-94	2 2 + 4	
	BITE BEADS | PARCLOSE	(L-360)/2 (L-257)/2	H-212	2 2 + 4	
HT 25	PERFIL COMPLEMENTAR COMPL. PROFILE | PROFILÉ COMPL.	(L-232)/2 (L-101)/2	H-101	2 2 + 2	
HT 06	PERFIL BATENTE CASEMENT PROF. | PROF. BATTANT	-	H-95	2	

Tipologias com soleira HT 49

Typologies with threshold HT 49 | Typologies avec seuil HT 49

PERFIS | PROFILES | PROFILÉS

CÓDIGO CODE | CODE	DESIGNAÇÃO DESIGNATION | NOMINATION	CORTE HORIZ. HORIZONTAL CUT. COUPE HORIZ.	CORTE VERT. VERTICAL CUT. COUPE VERTICALE	QUANT. QUANTITY QUANTITÉ	CORTE CUT. COUPE
HT 01	ARO FIXO FIXED FRAME | CADRE DORMANT	-	H	2	
HT 21	PADIEIRA JAMB | JAMBAGE	L	-	1	
HT 49	SOLEIRA SILL PROFILE | PROFILÉ SEUIL	L-32	-	1	
HT 82	PERFIL LATERAL DE AJUSTE LATERAL PROF. | PROF. LATÉRAL	-	H-44	2	
HT 801	GUIA INOX GUIDE | GUIDE	L-42	-	2	
HT 11	PERFIL MÓVEL MOBILE PROFILE | PROFILÉ OUVRANT	(L-204)/2 (L-101)/2	H-84	2 2 + 4	
	BITE BEADS | PARCLOSE	(L-360)/2 (L-257)/2	H-202	2 2 + 4	
HT 25	PERFIL COMPLEMENTAR COMPL. PROFILE | PROFILÉ COMPL.	(L-232)/2 (L-101)/2	H-91	2 2 + 2	
HT 06	PERFIL BATENTE CASEMENT PROF. | PROF. BATTANT	-	H-66	2	

• 321

Tipologias sem soleira HT 49

Typologies without threshold HT 49 | Typologies sans seuil HT 49

PERFIS | PROFILES | PROFILÉS

CÓDIGO CODE | CODE	DESIGNAÇÃO DESIGNATION | NOMINATION	CORTE HORIZ. HORIZONTAL CUT. COUPE HORIZ.	CORTE VERT. VERTICAL CUT. COUPE VERTICALE	QUANT. QUANTITY QUANTITÉ	CORTE CUT. COUPE
HT 01	ARO FIXO FIXED FRAME | CADRE DORMANT	L	H	1+2	
HT 21	PADIEIRA JAMB | JAMBAGE	L	-	1	
HT 82	PERFIL LATERAL DE AJUSTE LATERAL PROF. | PROF. LATÉRAL	-	H-48	2	
HT 801	GUIA INOX GUIDE | GUIDE	L-42	-	2	
HT 11	PERFIL MÓVEL MOBILE PROFILE | PROFILÉ OUVRANT	(L-216)/3 (L-62)/3	H-94	4 2 + 6	
	BITE BEADS | PARCLOSE	(L-450)/3 (L-295)/3	H-212	4 2 + 6	
HT 25	PERFIL COMPLEMENTAR COMPL. PROFILE | PROFILÉ COMPL.	(L-258)/3 (L-61)/3	H-101	4 2 + 2	
HT 06	PERFIL BATENTE CASEMENT PROF. | PROF. BATTANT	-	H-97	1	

Tipologias com soleira HT 49

Typologies with threshold HT 49 | Typologies avec seuil HT 49

PERFIS | PROFILES | PROFILÉS

CÓDIGO CODE | CODE	DESIGNAÇÃO DESIGNATION | NOMINATION	CORTE HORIZ. HORIZONTAL CUT. COUPE HORIZ.	CORTE VERT. VERTICAL CUT. COUPE VERTICALE	QUANT. QUANTITY QUANTITÉ	CORTE CUT. COUPE
HT 01	ARO FIXO FIXED FRAME | CADRE DORMANT	-	H	2	
HT 21	PADIEIRA JAMB | JAMBAGE	L	-	1	
HT 49	SOLEIRA SILL PROFILE | PROFILÉ SEUIL	L-32	-	1	
HT 82	PERFIL LATERAL DE AJUSTE LATERAL PROF. | PROF. LATÉRAL	-	H-44	2	
HT 801	GUIA INOX GUIDE | GUIDE	L-42	-	2	
HT 11	PERFIL MÓVEL MOBILE PROFILE | PROFILÉ OUVRANT	(L-216)/3 (L-62)/3	H-84	4 2 + 6	
	BITE BEADS | PARCLOSE	(L-450)/3 (L-295)/3	H-202	4 2 + 6	
HT 25	PERFIL COMPLEMENTAR COMPL. PROFILE | PROFILÉ COMPL.	(L-258)/3 (L-61)/3	H-91	4 2 + 2	
HT 06	PERFIL BATENTE CASEMENT PROF. | PROF. BATTANT	-	H-79	1	

• 330

Tipologias sem soleira HT 49

Typologies without threshold HT 49 | Typologies sans seuil HT 49

PERFIS | PROFILES | PROFILÉS

CÓDIGO CODE | CODE	DESIGNAÇÃO DESIGNATION | NOMINATION	CORTE HORIZ. HORIZONTAL CUT. COUPE HORIZ.	CORTE VERT. VERTICAL CUT. COUPE VERTICALE	QUANT. QUANTITY QUANTITÉ	CORTE CUT. COUPE
HT 01	ARO FIXO FIXED FRAME | CADRE DORMANT	L	H	1+2	
HT 21	PADIEIRA JAMB | JAMBAGE	L	-	1	
HT 82	PERFIL LATERAL DE AJUSTE LATERAL PROF. | PROF. LATÉRAL	-	H-48	2	
HT 801	GUIA INOX GUIDE | GUIDE	L-42	-	2	
HT 11	PERFIL MÓVEL MOBILE PROFILE | PROFILÉ OUVRANT	(L-151)/3	H-94	6+6	
	BITE BEADS | PARCLOSE	(L-385)/3	H-212	6+6	
HT 25	PERFIL COMPLEMENTAR COMPL. PROFILE | PROFILÉ COMPL.	(L-193)/3	-	6	
HT 06	PERFIL BATENTE CASEMENT PROF. | PROF. BATTANT	-	H-95	2	

Tipologias com soleira HT 49

Typologies with threshold HT 49 | Typologies avec seuil HT 49

PERFIS | PROFILES | PROFILÉS

CÓDIGO CODE | CODE	DESIGNAÇÃO DESIGNATION | NOMINATION	CORTE HORIZ. HORIZONTAL CUT. COUPE HORIZ.	CORTE VERT. VERTICAL CUT. COUPE VERTICALE	QUANT. QUANTITY QUANTITÉ	CORTE CUT. COUPE
HT 01	ARO FIXO FIXED FRAME | CADRE DORMANT	-	H	2	
HT 21	PADIEIRA JAMB | JAMBAGE	L	-	1	
HT 49	SOLEIRA SILL PROFILE | PROFILÉ SEUIL	L-32	-	1	
HT 82	PERFIL LATERAL DE AJUSTE LATERAL PROF. | PROF. LATÉRAL	-	H-44	2	
HT 801	GUIA INOX GUIDE | GUIDE	L-42	-	2	
HT 11	PERFIL MÓVEL MOBILE PROFILE | PROFILÉ OUVRANT	(L-151)/3	H-84	6+6	
	BITE BEADS | PARCLOSE	(L-385)/3	H-202	6+6	
HT 25	PERFIL COMPLEMENTAR COMPL. PROFILE | PROFILÉ COMPL.	(L-193)/3	-	6	
HT 06	PERFIL BATENTE CASEMENT PROF. | PROF. BATTANT	-	H-66	2	

• 422

Tipologias sem soleira HT 49

Typologies without threshold HT 49 | Typologies sans seuil HT 49

PERFIS | PROFILES | PROFILÉS

CÓDIGO CODE | CODE	DESIGNAÇÃO DESIGNATION | NOMINATION	CORTE HORIZ. HORIZONTAL CUT. COUPE HORIZ.	CORTE VERT. VERTICAL CUT. COUPE VERTICALE	QUANT. QUANTITY QUANTITÉ	CORTE CUT. COUPE
HT 01	ARO FIXO FIXED FRAME | CADRE DORMANT	L	H	1+2	
HT 21	PADIEIRA JAMB | JAMBAGE	L	-	1	
HT 82	PERFIL LATERAL DE AJUSTE LATERAL PROF. | PROF. LATÉRAL	-	H-48	2	
HT 801	GUIA INOX GUIDE | GUIDE	L-42	-	2	
HT 11	PERFIL MÓVEL MOBILE PROFILE | PROFILÉ OUVRANT	(L-294)/4 (L-88)/4	H-94	4 4 + 8	
	BITE BEADS | PARCLOSE	(L-606)/4 (L-400)/4	H-212	4 4 + 8	
HT 25	PERFIL COMPLEMENTAR COMPL. PROFILE | PROFILÉ COMPL.	(L-350)/4 (L-88)/4	H-101	4 4 + 4	

Tipologias com soleira HT 49

Typologies with threshold HT 49 | Typologies avec seuil HT 49

PERFIS | PROFILES | PROFILÉS

CÓDIGO CODE | CODE	DESIGNAÇÃO DESIGNATION | NOMINATION	CORTE HORIZ. HORIZONTAL CUT. COUPE HORIZ.	CORTE VERT. VERTICAL CUT. COUPE VERTICALE	QUANT. QUANTITY QUANTITÉ	CORTE CUT. COUPE
HT 01	ARO FIXO FIXED FRAME | CADRE DORMANT	-	H	2	
HT 21	PADIEIRA JAMB | JAMBAGE	L	-	1	
HT 49	SOLEIRA SILL PROFILE | PROFILÉ SEUIL	L-32	-	1	
HT 82	PERFIL LATERAL DE AJUSTE LATERAL PROF. | PROF. LATÉRAL	-	H-44	2	
HT 801	GUIA INOX GUIDE | GUIDE	L-42	-	2	
HT 11	PERFIL MÓVEL MOBILE PROFILE | PROFILÉ OUVRANT	(L-294)/4 (L-88)/4	H-84	4 4 + 8	
	BITE BEADS | PARCLOSE	(L-606)/4 (L-400)/4	H-202	4 4 + 8	
HT 25	PERFIL COMPLEMENTAR COMPL. PROFILE | PROFILÉ COMPL.	(L-350)/4 (L-88)/4	H-91	4 4 + 4	

MAPA DE QUANTIDADE DE PERFIS - ABERTURAS INTERIOR E EXTERIOR

PROFILES QUANTITY MAPS - INWARD AND OUTWARD OPENING

CARTES DE QUANTITÉS DES PROFILÉS - OUVERTURES VERS L'INTÉRIEUR ET L'EXTÉRIEUR

• 431

Tipologias sem soleira HT 49

Typologies without threshold HT 49 | Typologies sans seuil HT 49

PERFIS | PROFILES | PROFILÉS

CÓDIGO CODE | CODE	DESIGNAÇÃO DESIGNATION | NOMINATION	CORTE HORIZ. HORIZONTAL CUT. COUPE HORIZ.	CORTE VERT. VERTICAL CUT. COUPE VERTICALE	QUANT. QUANTITY QUANTITÉ	CORTE CUT. COUPE
HT 01	ARO FIXO FIXED FRAME | CADRE DORMANT	L	H	1+2	
HT 21	PADIEIRA JAMB | JAMBAGE	L	-	1	
HT 82	PERFIL LATERAL DE AJUSTE LATERAL PROF. | PROF. LATÉRAL	-	H-48	2	
HT 801	GUIA INOX GUIDE | GUIDE	L-42	-	2	
HT 11	PERFIL MÓVEL MOBILE PROFILE | PROFILÉ OUVRANT	(L-163)/4	H-94	8 + 8	
	BITE BEADS | PARCLOSE	(L-475)/4	H-212	8 + 8	
HT 25	PERFIL COMPLEMENTAR COMPL. PROFILE | PROFILÉ COMPL.	(L-219)/4	-	8	
HT 06	PERFIL BATENTE CASEMENT PROF. | PROF. BATTANT	-	H-97	1	

Tipologias com soleira HT 49

Typologies with threshold HT 49 | Typologies avec seuil HT 49

PERFIS | PROFILES | PROFILÉS

CÓDIGO CODE | CODE	DESIGNAÇÃO DESIGNATION | NOMINATION	CORTE HORIZ. HORIZONTAL CUT. COUPE HORIZ.	CORTE VERT. VERTICAL CUT. COUPE VERTICALE	QUANT. QUANTITY QUANTITÉ	CORTE CUT. COUPE
HT 01	ARO FIXO FIXED FRAME | CADRE DORMANT	-	H	2	
HT 21	PADIEIRA JAMB | JAMBAGE	L	-	1	
HT 49	SOLEIRA SILL PROFILE | PROFILÉ SEUIL	L-32	-	1	
HT 82	PERFIL LATERAL DE AJUSTE LATERAL PROF. | PROF. LATÉRAL	-	H-44	2	
HT 801	GUIA INOX GUIDE | GUIDE	L-42	-	2	
HT 11	PERFIL MÓVEL MOBILE PROFILE | PROFILÉ OUVRANT	(L-163)/4	H-84	8 + 8	
	BITE BEADS | PARCLOSE	(L-475)/4	H-202	8 + 8	
HT 25	PERFIL COMPLEMENTAR COMPL. PROFILE | PROFILÉ COMPL.	(L-219)/4	-	8	
HT 06	PERFIL BATENTE CASEMENT PROF. | PROF. BATTANT	-	H-79	1	

• 440

Tipologias sem soleira HT 49

Typologies without threshold HT 49 | Typologies sans seuil HT 49

PERFIS | PROFILES | PROFILÉS

CÓDIGO CODE | CODE	DESIGNAÇÃO DESIGNATION | NOMINATION	CORTE HORIZ. HORIZONTAL CUT. COUPE HORIZ.	CORTE VERT. VERTICAL CUT. COUPE VERTICALE	QUANT. QUANTITY QUANTITÉ	CORTE CUT. COUPE
HT 01	ARO FIXO FIXED FRAME | CADRE DORMANT	L	H	1+2	
HT 21	PADIEIRA JAMB | JAMBAGE	L	-	1	
HT 82	PERFIL LATERAL DE AJUSTE LATERAL PROF. | PROF. LATÉRAL	-	H-48	2	
HT 801	GUIA INOX GUIDE | GUIDE	L-42	-	2	
HT 11	PERFIL MÓVEL MOBILE PROFILE | PROFILÉ OUVRANT	(L-228)/4 (L-23)/4	H-94	6 2 + 8	
	BITE BEADS | PARCLOSE	(L-540)/4 (L-335)/4	H-212	6 2 + 8	
HT 25	PERFIL COMPLEMENTAR COMPL. PROFILE | PROFILÉ COMPL.	(L-284)/4 (L-23)/4	H-101	6 2 + 2	
HT 06	PERFIL BATENTE CASEMENT PROF. | PROF. BATTANT	-	H-95	2	

Tipologias com soleira HT 49

Typologies with threshold HT 49 | Typologies avec seuil HT 49

PERFIS | PROFILES | PROFILÉS

CÓDIGO CODE | CODE	DESIGNAÇÃO DESIGNATION | NOMINATION	CORTE HORIZ. HORIZONTAL CUT. COUPE HORIZ.	CORTE VERT. VERTICAL CUT. COUPE VERTICALE	QUANT. QUANTITY QUANTITÉ	CORTE CUT. COUPE
HT 01	ARO FIXO FIXED FRAME | CADRE DORMANT	-	H	2	
HT 21	PADIEIRA JAMB | JAMBAGE	L	-	1	
HT 49	SOLEIRA SILL PROFILE | PROFILÉ SEUIL	L-32	-	1	
HT 82	PERFIL LATERAL DE AJUSTE LATERAL PROF. | PROF. LATÉRAL	-	H-44	2	
HT 801	GUIA INOX GUIDE | GUIDE	L-42	-	2	
HT 11	PERFIL MÓVEL MOBILE PROFILE | PROFILÉ OUVRANT	(L-228)/4 (L-23)/4	H-84	6 2 + 8	
	BITE BEADS | PARCLOSE	(L-540)/4 (L-335)/4	H-202	6 2 + 8	
HT 25	PERFIL COMPLEMENTAR COMPL. PROFILE | PROFILÉ COMPL.	(L-284)/4 (L-23)/4	H-91	6 2 + 2	
HT 06	PERFIL BATENTE CASEMENT PROF. | PROF. BATTANT	-	H-66	2	

• 532

Tipologias sem soleira HT 49

Typologies without threshold HT 49 | Typologies sans seuil HT 49

PERFIS | PROFILES | PROFILÉS

CÓDIGO CODE | CODE	DESIGNAÇÃO DESIGNATION | NOMINATION	CORTE HORIZ. HORIZONTAL CUT. COUPE HORIZ.	CORTE VERT. VERTICAL CUT. COUPE VERTICALE	QUANT. QUANTITY QUANTITÉ	CORTE CUT. COUPE
HT 01	ARO FIXO FIXED FRAME | CADRE DORMANT	L	H	1+2	
HT 21	PADIEIRA JAMB | JAMBAGE	L	-	1	
HT 82	PERFIL LATERAL DE AJUSTE LATERAL PROF. | PROF. LATÉRAL	-	H-48	2	
HT 801	GUIA INOX GUIDE | GUIDE	L-42	-	2	
HT 11	PERFIL MÓVEL MOBILE PROFILE | PROFILÉ OUVRANT	(L-240)/5 (L+18)/5	H-94	8 2 +10	
	BITE BEADS | PARCLOSE	(L-630)/5 (L-372)/5	H-212	8 2 +10	
HT 25	PERFIL COMPLEMENTAR COMPL. PROFILE | PROFILÉ COMPL.	(L-310)/5 (L+53)/5	H-101	8 2 + 2	
HT 06	PERFIL BATENTE CASEMENT PROF. | PROF. BATTANT	-	H-97	1	

Tipologias com soleira HT 49

Typologies with threshold HT 49 | Typologies avec seuil HT 49

PERFIS | PROFILES | PROFILÉS

CÓDIGO CODE | CODE	DESIGNAÇÃO DESIGNATION | NOMINATION	CORTE HORIZ. HORIZONTAL CUT. COUPE HORIZ.	CORTE VERT. VERTICAL CUT. COUPE VERTICALE	QUANT. QUANTITY QUANTITÉ	CORTE CUT. COUPE
HT 01	ARO FIXO FIXED FRAME | CADRE DORMANT	-	H	2	
HT 21	PADIEIRA JAMB | JAMBAGE	L	-	1	
HT 49	SOLEIRA SILL PROFILE | PROFILÉ SEUIL	L-32	-	1	
HT 82	PERFIL LATERAL DE AJUSTE LATERAL PROF. | PROF. LATÉRAL	-	H-44	2	
HT 801	GUIA INOX GUIDE | GUIDE	L-42	-	2	
HT 11	PERFIL MÓVEL MOBILE PROFILE | PROFILÉ OUVRANT	(L-240)/5 (L+18)/5	H-84	8 2 +10	
	BITE BEADS | PARCLOSE	(L-630)/5 (L-372)/5	H-202	8 2 +10	
HT 25	PERFIL COMPLEMENTAR COMPL. PROFILE | PROFILÉ COMPL.	(L-310)/5 (L+53)/5	H-91	8 2 + 2	
HT 06	PERFIL BATENTE CASEMENT PROF. | PROF. BATTANT	-	H-79	1	

• 541

Tipologias sem soleira HT 49

Typologies without threshold HT 49 | Typologies sans seuil HT 49

PERFIS | PROFILES | PROFILÉS

CÓDIGO CODE | CODE	DESIGNAÇÃO DESIGNATION | NOMINATION	CORTE HORIZ. HORIZONTAL CUT. COUPE HORIZ.	CORTE VERT. VERTICAL CUT. COUPE VERTICALE	QUANT. QUANTITY QUANTITÉ	CORTE CUT. COUPE
HT 01	ARO FIXO FIXED FRAME | CADRE DORMANT	L	H	1+2	
HT 21	PADIEIRA JAMB | JAMBAGE	L	-	1	
HT 82	PERFIL LATERAL DE AJUSTE LATERAL PROF. | PROF. LATÉRAL	-	H-48	2	
HT 801	GUIA INOX GUIDE | GUIDE	L-42	-	2	
HT 11	PERFIL MÓVEL MOBILE PROFILE | PROFILÉ OUVRANT	(L-240)/5 (L+18)/5	H-94	8 2 +10	
	BITE BEADS | PARCLOSE	(L-631)/5 (L-371)/5	H-212	8 2 +10	
HT 25	PERFIL COMPLEMENTAR COMPL. PROFILE | PROFILÉ COMPL.	(L-310)/5 (L+18)/5	H-101	8 2 + 2	
HT 06	PERFIL BATENTE CASEMENT PROF. | PROF. BATTANT	-	H-97	1	

Tipologias com soleira HT 49

Typologies with threshold HT 49 | Typologies avec seuil HT 49

PERFIS | PROFILES | PROFILÉS

CÓDIGO CODE | CODE	DESIGNAÇÃO DESIGNATION | NOMINATION	CORTE HORIZ. HORIZONTAL CUT. COUPE HORIZ.	CORTE VERT. VERTICAL CUT. COUPE VERTICALE	QUANT. QUANTITY QUANTITÉ	CORTE CUT. COUPE
HT 01	ARO FIXO FIXED FRAME | CADRE DORMANT	-	H	2	
HT 21	PADIEIRA JAMB | JAMBAGE	L	-	1	
HT 49	SOLEIRA SILL PROFILE | PROFILÉ SEUIL	L-32	-	1	
HT 82	PERFIL LATERAL DE AJUSTE LATERAL PROF. | PROF. LATÉRAL	-	H-44	2	
HT 801	GUIA INOX GUIDE | GUIDE	L-42	-	2	
HT 11	PERFIL MÓVEL MOBILE PROFILE | PROFILÉ OUVRANT	(L-240)/5 (L+18)/5	H-84	8 2 +10	
	BITE BEADS | PARCLOSE	(L-631)/5 (L-371)/5	H-202	8 2 +10	
HT 25	PERFIL COMPLEMENTAR COMPL. PROFILE | PROFILÉ COMPL.	(L-310)/5 (L+18)/5	H-91	8 2 + 2	
HT 06	PERFIL BATENTE CASEMENT PROF. | PROF. BATTANT	-	H-79	1	

MAPA DE QUANTIDADE DE PERFIS - ABERTURAS INTERIOR E EXTERIOR

PROFILES QUANTITY MAPS - INWARD AND OUTWARD OPENING

CARTES DE QUANTITÉS DES PROFILÉS - OUVERTURES VERS L'INTÉRIEUR ET L'EXTÉRIEUR

• 550

Tipologias sem soleira HT 49

Typologies without threshold HT 49 | Typologies sans seuil HT 49

PERFIS | PROFILES | PROFILÉS

CÓDIGO CODE | CODE	DESIGNAÇÃO DESIGNATION | NOMINATION	CORTE HORIZ. HORIZONTAL CUT. COUPE HORIZ.	CORTE VERT. VERTICAL CUT. COUPE VERTICALE	QUANT. QUANTITY QUANTITÉ	CORTE CUT. COUPE
HT 01	ARO FIXO FIXED FRAME | CADRE DORMANT	L	H	1+2	
HT 21	PADIEIRA JAMB | JAMBAGE	L	-	1	
HT 82	PERFIL LATERAL DE AJUSTE LATERAL PROF. | PROF. LATÉRAL	-	H-48	2	
HT 801	GUIA INOX GUIDE | GUIDE	L-42	-	2	
HT 11	PERFIL MÓVEL MOBILE PROFILE | PROFILÉ OUVRANT	(L-175)/5	H-94	10 + 10	
	BITE BEADS | PARCLOSE	(L-565)/5	H-212	10 + 10	
HT 25	PERFIL COMPLEMENTAR COMPL. PROFILE | PROFILÉ COMPL.	(L-245)/5	-	10	
HT 06	PERFIL BATENTE CASEMENT PROF. | PROF. BATTANT	-	H-95	2	

Tipologias com soleira HT 49

Typologies with threshold HT 49 | Typologies avec seuil HT 49

PERFIS | PROFILES | PROFILÉS

CÓDIGO CODE | CODE	DESIGNAÇÃO DESIGNATION | NOMINATION	CORTE HORIZ. HORIZONTAL CUT. COUPE HORIZ.	CORTE VERT. VERTICAL CUT. COUPE VERTICALE	QUANT. QUANTITY QUANTITÉ	CORTE CUT. COUPE
HT 01	ARO FIXO FIXED FRAME | CADRE DORMANT	-	H	2	
HT 21	PADIEIRA JAMB | JAMBAGE	L	-	1	
HT 49	SOLEIRA SILL PROFILE | PROFILÉ SEUIL	L-32	-	1	
HT 82	PERFIL LATERAL DE AJUSTE LATERAL PROF. | PROF. LATÉRAL	-	H-44	2	
HT 801	GUIA INOX GUIDE | GUIDE	L-42	-	2	
HT 11	PERFIL MÓVEL MOBILE PROFILE | PROFILÉ OUVRANT	(L-175)/5	H-84	10 + 10	
	BITE BEADS | PARCLOSE	(L-565)/5	H-202	10 + 10	
HT 25	PERFIL COMPLEMENTAR COMPL. PROFILE | PROFILÉ COMPL.	(L-245)/5	-	10	
HT 06	PERFIL BATENTE CASEMENT PROF. | PROF. BATTANT	-	H-66	2	

• 633

Tipologias sem soleira HT 49

Typologies without threshold HT 49 | Typologies sans seuil HT 49

PERFIS | PROFILES | PROFILÉS

CÓDIGO CODE | CODE	DESIGNAÇÃO DESIGNATION | NOMINATION	CORTE HORIZ. HORIZONTAL CUT. COUPE HORIZ.	CORTE VERT. VERTICAL CUT. COUPE VERTICALE	QUANT. QUANTITY QUANTITÉ	CORTE CUT. COUPE
HT 01	ARO FIXO FIXED FRAME | CADRE DORMANT	L	H	1+2	
HT 21	PADIEIRA JAMB | JAMBAGE	L	-	1	
HT 82	PERFIL LATERAL DE AJUSTE LATERAL PROF. | PROF. LATÉRAL	-	H-48	2	
HT 801	GUIA INOX GUIDE | GUIDE	L-42	-	2	
HT 11	PERFIL MÓVEL MOBILE PROFILE | PROFILÉ OUVRANT	(L-187)/6	H-94	12 + 12	
	BITE BEADS | PARCLOSE	(L-655)/6	H-212	12 + 12	
HT 25	PERFIL COMPLEMENTAR COMPL. PROFILE | PROFILÉ COMPL.	(L-271)/6	-	12	
HT 06	PERFIL BATENTE CASEMENT PROF. | PROF. BATTANT	-	H-97	1	

Tipologias com soleira HT 49

Typologies with threshold HT 49 | Typologies avec seuil HT 49

PERFIS | PROFILES | PROFILÉS

CÓDIGO CODE | CODE	DESIGNAÇÃO DESIGNATION | NOMINATION	CORTE HORIZ. HORIZONTAL CUT. COUPE HORIZ.	CORTE VERT. VERTICAL CUT. COUPE VERTICALE	QUANT. QUANTITY QUANTITÉ	CORTE CUT. COUPE
HT 01	ARO FIXO FIXED FRAME | CADRE DORMANT	-	H	2	
HT 21	PADIEIRA JAMB | JAMBAGE	L	-	1	
HT 49	SOLEIRA SILL PROFILE | PROFILÉ SEUIL	L-32	-	1	
HT 82	PERFIL LATERAL DE AJUSTE LATERAL PROF. | PROF. LATÉRAL	-	H-44	2	
HT 801	GUIA INOX GUIDE | GUIDE	L-42	-	2	
HT 11	PERFIL MÓVEL MOBILE PROFILE | PROFILÉ OUVRANT	(L-187)/6	H-84	12 + 12	
	BITE BEADS | PARCLOSE	(L-655)/6	H-202	12 + 12	
HT 25	PERFIL COMPLEMENTAR COMPL. PROFILE | PROFILÉ COMPL.	(L-271)/6	-	12	
HT 06	PERFIL BATENTE CASEMENT PROF. | PROF. BATTANT	-	H-79	1	

• 642

Tipologias sem soleira HT 49

Typologies without threshold HT 49 | Typologies sans seuil HT 49

PERFIS | PROFILES | PROFILÉS

CÓDIGO CODE | CODE	DESIGNAÇÃO DESIGNATION | NOMINATION	CORTE HORIZ. HORIZONTAL CUT. COUPE HORIZ.	CORTE VERT. VERTICAL CUT. COUPE VERTICALE	QUANT. QUANTITY QUANTITÉ	CORTE CUT. COUPE
HT 01	ARO FIXO FIXED FRAME | CADRE DORMANT	L	H	1+2	
HT 21	PADIEIRA JAMB | JAMBAGE	L	-	1	
HT 82	PERFIL LATERAL DE AJUSTE LATERAL PROF. | PROF. LATÉRAL	-	H-48	2	
HT 801	GUIA INOX GUIDE | GUIDE	L-42	-	2	
HT 11	PERFIL MÓVEL MOBILE PROFILE | PROFILÉ OUVRANT	(L-318)/6 (L-8)/6	H-94	8 4 +12	
	BITE BEADS | PARCLOSE	(L-786)/6 (L-476)/6	H-212	8 4 +12	
HT 25	PERFIL COMPLEMENTAR COMPL. PROFILE | PROFILÉ COMPL.	(L-402)/6 (L-8)/6	H-101	8 4 + 4	

Tipologias com soleira HT 49

Typologies with threshold HT 49 | Typologies avec seuil HT 49

PERFIS | PROFILES | PROFILÉS

CÓDIGO CODE | CODE	DESIGNAÇÃO DESIGNATION | NOMINATION	CORTE HORIZ. HORIZONTAL CUT. COUPE HORIZ.	CORTE VERT. VERTICAL CUT. COUPE VERTICALE	QUANT. QUANTITY QUANTITÉ	CORTE CUT. COUPE
HT 01	ARO FIXO FIXED FRAME | CADRE DORMANT	-	H	2	
HT 21	PADIEIRA JAMB | JAMBAGE	L	-	1	
HT 49	SOLEIRA SILL PROFILE | PROFILÉ SEUIL	L-32	-	1	
HT 82	PERFIL LATERAL DE AJUSTE LATERAL PROF. | PROF. LATÉRAL	-	H-44	2	
HT 801	GUIA INOX GUIDE | GUIDE	L-42	-	2	
HT 11	PERFIL MÓVEL MOBILE PROFILE | PROFILÉ OUVRANT	(L-318)/6 (L-8)/6	H-84	8 4 +12	
	BITE BEADS | PARCLOSE	(L-786)/6 (L-476)/6	H-202	8 4 +12	
HT 25	PERFIL COMPLEMENTAR COMPL. PROFILE | PROFILÉ COMPL.	(L-402)/6 (L-8)/6	H-91	8 4 + 4	

• 651

Tipologias sem soleira HT 49

Typologies without threshold HT 49 | Typologies sans seuil HT 49

PERFIS | PROFILES | PROFILÉS

CÓDIGO CODE | CODE	DESIGNAÇÃO DESIGNATION | NOMINATION	CORTE HORIZ. HORIZONTAL CUT. COUPE HORIZ.	CORTE VERT. VERTICAL CUT. COUPE VERTICALE	QUANT. QUANTITY QUANTITÉ	CORTE CUT. COUPE
HT 01	ARO FIXO FIXED FRAME | CADRE DORMANT	L	H	1+2	
HT 21	PADIEIRA JAMB | JAMBAGE	L	-	1	
HT 82	PERFIL LATERAL DE AJUSTE LATERAL PROF. | PROF. LATÉRAL	-	H-48	2	
HT 801	GUIA INOX GUIDE | GUIDE	L-42	-	2	
HT 11	PERFIL MÓVEL MOBILE PROFILE | PROFILÉ OUVRANT	(L-187)/6	H-94	12+12	
	BITE BEADS | PARCLOSE	(L-655)/6	H-212	12+12	
HT 25	PERFIL COMPLEMENTAR COMPL. PROFILE | PROFILÉ COMPL.	(L-271)/6	-	12	
HT 06	PERFIL BATENTE CASEMENT PROF. | PROF. BATTANT	-	H-97	1	

Tipologias com soleira HT 49

Typologies with threshold HT 49 | Typologies avec seuil HT 49

PERFIS | PROFILES | PROFILÉS

CÓDIGO CODE | CODE	DESIGNAÇÃO DESIGNATION | NOMINATION	CORTE HORIZ. HORIZONTAL CUT. COUPE HORIZ.	CORTE VERT. VERTICAL CUT. COUPE VERTICALE	QUANT. QUANTITY QUANTITÉ	CORTE CUT. COUPE
HT 01	ARO FIXO FIXED FRAME | CADRE DORMANT	-	H	2	
HT 21	PADIEIRA JAMB | JAMBAGE	L	-	1	
HT 49	SOLEIRA SILL PROFILE | PROFILÉ SEUIL	L-32	-	1	
HT 82	PERFIL LATERAL DE AJUSTE LATERAL PROF. | PROF. LATÉRAL	-	H-44	2	
HT 801	GUIA INOX GUIDE | GUIDE	L-42	-	2	
HT 11	PERFIL MÓVEL MOBILE PROFILE | PROFILÉ OUVRANT	(L-187)/6	H-84	12+12	
	BITE BEADS | PARCLOSE	(L-655)/6	H-202	12+12	
HT 25	PERFIL COMPLEMENTAR COMPL. PROFILE | PROFILÉ COMPL.	(L-271)/6	-	12	
HT 06	PERFIL BATENTE CASEMENT PROF. | PROF. BATTANT	-	H-79	1	

MAPA DE QUANTIDADE DE PERFIS - ABERTURAS INTERIOR E EXTERIOR

PROFILES QUANTITY MAPS - INWARD AND OUTWARD OPENING

CARTES DE QUANTITÉS DES PROFILÉS - OUVERTURES VERS L'INTÉRIEUR ET L'EXTÉRIEUR

• 660

Tipologias sem soleira HT 49

Typologies without threshold HT 49 | Typologies sans seuil HT 49

PERFIS | PROFILES | PROFILÉS

CÓDIGO CODE | CODE	DESIGNAÇÃO DESIGNATION | NOMINATION	CORTE HORIZ. HORIZONTAL CUT. COUPE HORIZ.	CORTE VERT. VERTICAL CUT. COUPE VERTICALE	QUANT. QUANTITY QUANTITÉ	CORTE CUT. COUPE
HT 01	ARO FIXO FIXED FRAME | CADRE DORMANT	L	H	1+2	
HT 21	PADIEIRA JAMB | JAMBAGE	L	-	1	
HT 82	PERFIL LATERAL DE AJUSTE LATERAL PROF. | PROF. LATÉRAL	-	H-48	2	
HT 801	GUIA INOX GUIDE | GUIDE	L-42	-	2	
HT 11	PERFIL MÓVEL MOBILE PROFILE | PROFILÉ OUVRANT	(L-252)/6 (L+57)/6	H-94	10 2 +12	
	BITE BEADS | PARCLOSE	(L-720)/6 (L-411)/6	H-212	10 2 +12	
HT 25	PERFIL COMPLEMENTAR COMPL. PROFILE | PROFILÉ COMPL.	(L-336)/6 (L+57)/6	H-101	10 2 + 2	
HT 06	PERFIL BATENTE CASEMENT PROF. | PROF. BATTANT	-	H-95	2	

Tipologias com soleira HT 49

Typologies with threshold HT 49 | Typologies avec seuil HT 49

PERFIS | PROFILES | PROFILÉS

CÓDIGO CODE | CODE	DESIGNAÇÃO DESIGNATION | NOMINATION	CORTE HORIZ. HORIZONTAL CUT. COUPE HORIZ.	CORTE VERT. VERTICAL CUT. COUPE VERTICALE	QUANT. QUANTITY QUANTITÉ	CORTE CUT. COUPE
HT 01	ARO FIXO FIXED FRAME | CADRE DORMANT	-	H	2	
HT 21	PADIEIRA JAMB | JAMBAGE	L	-	1	
HT 49	SOLEIRA SILL PROFILE | PROFILÉ SEUIL	L-32	-	1	
HT 82	PERFIL LATERAL DE AJUSTE LATERAL PROF. | PROF. LATÉRAL	-	H-44	2	
HT 801	GUIA INOX GUIDE | GUIDE	L-42	-	2	
HT 11	PERFIL MÓVEL MOBILE PROFILE | PROFILÉ OUVRANT	(L-252)/6 (L+57)/6	H-84	10 2 +12	
	BITE BEADS | PARCLOSE	(L-720)/6 (L-411)/6	H-202	10 2 +12	
HT 25	PERFIL COMPLEMENTAR COMPL. PROFILE | PROFILÉ COMPL.	(L-336)/6 (L+57)/6	H-91	10 2 + 2	
HT 06	PERFIL BATENTE CASEMENT PROF. | PROF. BATTANT	-	H-66	2	

• 743

Tipologias sem soleira HT 49

Typologies without threshold HT 49 | Typologies sans seuil HT 49

PERFIS | PROFILES | PROFILÉS

CÓDIGO CODE | CODE	DESIGNAÇÃO DESIGNATION | NOMINATION	CORTE HORIZ. HORIZONTAL CUT. COUPE HORIZ.	CORTE VERT. VERTICAL CUT. COUPE VERTICALE	QUANT. QUANTITY QUANTITÉ	CORTE CUT. COUPE
HT 01	ARO FIXO FIXED FRAME | CADRE DORMANT	L	H	1+2	
HT 21	PADIEIRA JAMB | JAMBAGE	L	-	1	
HT 82	PERFIL LATERAL DE AJUSTE LATERAL PROF. | PROF. LATÉRAL	-	H-48	2	
HT 801	GUIA INOX GUIDE | GUIDE	L-42	-	2	
HT 11	PERFIL MÓVEL MOBILE PROFILE | PROFILÉ OUVRANT	(L-264)/7 (L+97)/7	H-94	12 2 +14	
	BITE BEADS | PARCLOSE	(L-812)/7 (L-450)/7	H-212	12 2 +14	
HT 25	PERFIL COMPLEMENTAR COMPL. PROFILE | PROFILÉ COMPL.	(L-362)/7 (L+97)/7	H-101	12 2 + 2	
HT 06	PERFIL BATENTE CASEMENT PROF. | PROF. BATTANT	-	H-97	1	

Tipologias com soleira HT 49

Typologies with threshold HT 49 | Typologies avec seuil HT 49

PERFIS | PROFILES | PROFILÉS

CÓDIGO CODE | CODE	DESIGNAÇÃO DESIGNATION | NOMINATION	CORTE HORIZ. HORIZONTAL CUT. COUPE HORIZ.	CORTE VERT. VERTICAL CUT. COUPE VERTICALE	QUANT. QUANTITY QUANTITÉ	CORTE CUT. COUPE
HT 01	ARO FIXO FIXED FRAME | CADRE DORMANT	-	H	2	
HT 21	PADIEIRA JAMB | JAMBAGE	L	-	1	
HT 49	SOLEIRA SILL PROFILE | PROFILÉ SEUIL	L-32	-	1	
HT 82	PERFIL LATERAL DE AJUSTE LATERAL PROF. | PROF. LATÉRAL	-	H-44	2	
HT 801	GUIA INOX GUIDE | GUIDE	L-42	-	2	
HT 11	PERFIL MÓVEL MOBILE PROFILE | PROFILÉ OUVRANT	(L-264)/7 (L+97)/7	H-84	12 2 +14	
	BITE BEADS | PARCLOSE	(L-812)/7 (L-450)/7	H-202	12 2 +14	
HT 25	PERFIL COMPLEMENTAR COMPL. PROFILE | PROFILÉ COMPL.	(L-362)/7 (L+97)/7	H-91	12 2 + 2	
HT 06	PERFIL BATENTE CASEMENT PROF. | PROF. BATTANT	-	H-79	1	

• 752

Tipologias sem soleira HT 49

Typologies without threshold HT 49 | Typologies sans seuil HT 49

PERFIS | PROFILES | PROFILÉS

CÓDIGO CODE | CODE	DESIGNAÇÃO DESIGNATION | NOMINATION	CORTE HORIZ. HORIZONTAL CUT. COUPE HORIZ.	CORTE VERT. VERTICAL CUT. COUPE VERTICALE	QUANT. QUANTITY QUANTITÉ	CORTE CUT. COUPE
HT 01	ARO FIXO FIXED FRAME | CADRE DORMANT	L	H	1+2	
HT 21	PADIEIRA JAMB | JAMBAGE	L	-	1	
HT 82	PERFIL LATERAL DE AJUSTE LATERAL PROF. | PROF. LATÉRAL	-	H-48	2	
HT 801	GUIA INOX GUIDE | GUIDE	L-42	-	2	
HT 11	PERFIL MÓVEL MOBILE PROFILE | PROFILÉ OUVRANT	(L-264)/7 (L+97)/7	H-94	12 2 +14	
	BITE BEADS | PARCLOSE	(L-821)/7 (L-460)/7	H-212	12 2 +14	
HT 25	PERFIL COMPLEMENTAR COMPL. PROFILE | PROFILÉ COMPL.	(L-373)/7 (L+97)/7	H-101	12 2 + 2	
HT 06	PERFIL BATENTE CASEMENT PROF. | PROF. BATTANT	-	H-97	1	

Tipologias com soleira HT 49

Typologies with threshold HT 49 | Typologies avec seuil HT 49

PERFIS | PROFILES | PROFILÉS

CÓDIGO CODE | CODE	DESIGNAÇÃO DESIGNATION | NOMINATION	CORTE HORIZ. HORIZONTAL CUT. COUPE HORIZ.	CORTE VERT. VERTICAL CUT. COUPE VERTICALE	QUANT. QUANTITY QUANTITÉ	CORTE CUT. COUPE
HT 01	ARO FIXO FIXED FRAME | CADRE DORMANT	-	H	2	
HT 21	PADIEIRA JAMB | JAMBAGE	L	-	1	
HT 49	SOLEIRA SILL PROFILE | PROFILÉ SEUIL	L-32	-	1	
HT 82	PERFIL LATERAL DE AJUSTE LATERAL PROF. | PROF. LATÉRAL	-	H-44	2	
HT 801	GUIA INOX GUIDE | GUIDE	L-42	-	2	
HT 11	PERFIL MÓVEL MOBILE PROFILE | PROFILÉ OUVRANT	(L-264)/7 (L+97)/7	H-84	12 2 +14	
	BITE BEADS | PARCLOSE	(L-821)/7 (L-460)/7	H-202	12 2 +14	
HT 25	PERFIL COMPLEMENTAR COMPL. PROFILE | PROFILÉ COMPL.	(L-373)/7 (L+97)/7	H-91	12 2 + 2	
HT 06	PERFIL BATENTE CASEMENT PROF. | PROF. BATTANT	-	H-79	1	

MAPA DE QUANTIDADE DE PERFIS - ABERTURAS INTERIOR E EXTERIOR

PROFILES QUANTITY MAPS - INWARD AND OUTWARD OPENING

CARTES DE QUANTITÉS DES PROFILÉS - OUVERTURES VERS L'INTÉRIEUR ET L'EXTÉRIEUR

• 761

Tipologias sem soleira HT 49

Typologies without threshold HT 49 | Typologies sans seuil HT 49

PERFIS | PROFILES | PROFILÉS

CÓDIGO CODE | CODE	DESIGNAÇÃO DESIGNATION | NOMINATION	CORTE HORIZ. HORIZONTAL CUT. | COUPE HORIZ.	CORTE VERT. VERTICAL CUT. | COUPE VERTICALE	QUANT. QUANTITY | QUANTITÉ	CORTE CUT. | COUPE
HT 01	ARO FIXO FIXED FRAME | CADRE DORMANT	L	H	1+2	
HT 21	PADIEIRA JAMB | JAMBAGE	L	-	1	
HT 82	PERFIL LATERAL DE AJUSTE LATERAL PROF. | PROF. LATÉRAL	-	H-48	2	
HT 801	GUIA INOX GUIDE | GUIDE	L-42	-	2	
HT 11	PERFIL MÓVEL MOBILE PROFILE | PROFILÉ OUVRANT	(L-264)/7 (L+97)/7	H-94	12 2 +14	
	BITE BEADS | PARCLOSE	(L-810)/7 (L-450)/7	H-212	12 2 +14	
HT 25	PERFIL COMPLEMENTAR COMPL. PROFILE | PROFILÉ COMPL.	(L-361)/7 (L+97)/7	H-101	12 2 + 2	
HT 06	PERFIL BATENTE CASEMENT PROF. | PROF. BATTANT	-	H-97	1	

Tipologias com soleira HT 49

Typologies with threshold HT 49 | Typologies avec seuil HT 49

PERFIS | PROFILES | PROFILÉS

CÓDIGO CODE | CODE	DESIGNAÇÃO DESIGNATION | NOMINATION	CORTE HORIZ. HORIZONTAL CUT. | COUPE HORIZ.	CORTE VERT. VERTICAL CUT. | COUPE VERTICALE	QUANT. QUANTITY | QUANTITÉ	CORTE CUT. | COUPE
HT 01	ARO FIXO FIXED FRAME | CADRE DORMANT	-	H	2	
HT 21	PADIEIRA JAMB | JAMBAGE	L	-	1	
HT 49	SOLEIRA SILL PROFILE | PROFILÉ SEUIL	L-32	-	1	
HT 82	PERFIL LATERAL DE AJUSTE LATERAL PROF. | PROF. LATÉRAL	-	H-44	2	
HT 801	GUIA INOX GUIDE | GUIDE	L-42	-	2	
HT 11	PERFIL MÓVEL MOBILE PROFILE | PROFILÉ OUVRANT	(L-264)/7 (L+97)/7	H-84	12 2 +14	
	BITE BEADS | PARCLOSE	(L-810)/7 (L-450)/7	H-202	12 2 +14	
HT 25	PERFIL COMPLEMENTAR COMPL. PROFILE | PROFILÉ COMPL.	(L-361)/7 (L+97)/7	H-91	12 2 + 2	
HT 06	PERFIL BATENTE CASEMENT PROF. | PROF. BATTANT	-	H-79	1	

• 770

Tipologias sem soleira HT 49

Typologies without threshold HT 49 | Typologies sans seuil HT 49

PERFIS | PROFILES | PROFILÉS

CÓDIGO CODE | CODE	DESIGNAÇÃO DESIGNATION | NOMINATION	CORTE HORIZ. HORIZONTAL CUT. | COUPE HORIZ.	CORTE VERT. VERTICAL CUT. | COUPE VERTICALE	QUANT. QUANTITY | QUANTITÉ	CORTE CUT. | COUPE
HT 01	ARO FIXO FIXED FRAME | CADRE DORMANT	L	H	2+2	
HT 21	PADIEIRA JAMB | JAMBAGE	L	-	1	
HT 82	PERFIL LATERAL DE AJUSTE LATERAL PROF. | PROF. LATÉRAL	-	H-48	2	
HT 801	GUIA INOX GUIDE | GUIDE	L-42	-	2	
HT 11	PERFIL MÓVEL MOBILE PROFILE | PROFILÉ OUVRANT	(L-199)/7	H-94	14+14	
	BITE BEADS | PARCLOSE	(L-745)/7	H-212	14+14	
HT 25	PERFIL COMPLEMENTAR COMPL. PROFILE | PROFILÉ COMPL.	(L-297)/7	-	14	
HT 06	PERFIL BATENTE CASEMENT PROF. | PROF. BATTANT	-	H-95	2	

Tipologias com soleira HT 49

Typologies with threshold HT 49 | Typologies avec seuil HT 49

PERFIS | PROFILES | PROFILÉS

CÓDIGO CODE | CODE	DESIGNAÇÃO DESIGNATION | NOMINATION	CORTE HORIZ. HORIZONTAL CUT. | COUPE HORIZ.	CORTE VERT. VERTICAL CUT. | COUPE VERTICALE	QUANT. QUANTITY | QUANTITÉ	CORTE CUT. | COUPE
HT 01	ARO FIXO FIXED FRAME | CADRE DORMANT	-	H	2	
HT 21	PADIEIRA JAMB | JAMBAGE	L	-	1	
HT 49	SOLEIRA SILL PROFILE | PROFILÉ SEUIL	L-32	-	1	
HT 82	PERFIL LATERAL DE AJUSTE LATERAL PROF. | PROF. LATÉRAL	-	H-44	2	
HT 801	GUIA INOX GUIDE | GUIDE	L-42	-	2	
HT 11	PERFIL MÓVEL MOBILE PROFILE | PROFILÉ OUVRANT	(L-199)/7	H-84	14+14	
	BITE BEADS | PARCLOSE	(L-745)/7	H-202	14+14	
HT 25	PERFIL COMPLEMENTAR COMPL. PROFILE | PROFILÉ COMPL.	(L-297)/7	-	14	
HT 06	PERFIL BATENTE CASEMENT PROF. | PROF. BATTANT	-	H-66	2	

V

MAQUINAÇÃO DOS PERFIS
PROFILES MACHINING | USINAGE DES PROFILÉS

MAQUINAÇÕES NO CORTANTE V.1
MACHINING OPERATIONS ON THE PUNCHING TOOL
OPÉRATIONS D'USINAGE POUR POINÇOIN

MAQUINAÇÕES DOS PERFIS ARO FIXO V.2
FIXED FRAME PROFILES MACHINING
USINAGE DES PROFILÉS DORMANT

DRENAGENS V.3
DRAINAGE
DRAINAGES

MAQUINAÇÕES DOS PERFIS ARO MÓVEL V.4
MOBILE FRAME PROFILES MACHINING
USINAGE DES PROFILÉS OUVRANT

MAQUINAÇÃO DE PERFIS PARA APLICAÇÃO DE ACESSÓRIOS V.5
PROFILES MACHINING FOR ACCESSORIES ASSEMBLY
USINAGE DES PROFILÉS POUR ASSEMBLAGE DES ACCESSOIRES

MAQUINAÇÃO DE PERFIS PARA TIPOLOGIAS DE CANTO V.6
PROFILES MACHINING FOR CORNER TYPOLOGIES
USINAGE DES PROFILÉS POUR TYPOLOGIES D'ANGLE

MAQUINAÇÕES NO CORTANTE

MACHINING OPERATIONS ON THE PUNCHING TOOL

OPÉRATIONS D'USINAGE POUR POINÇOIN

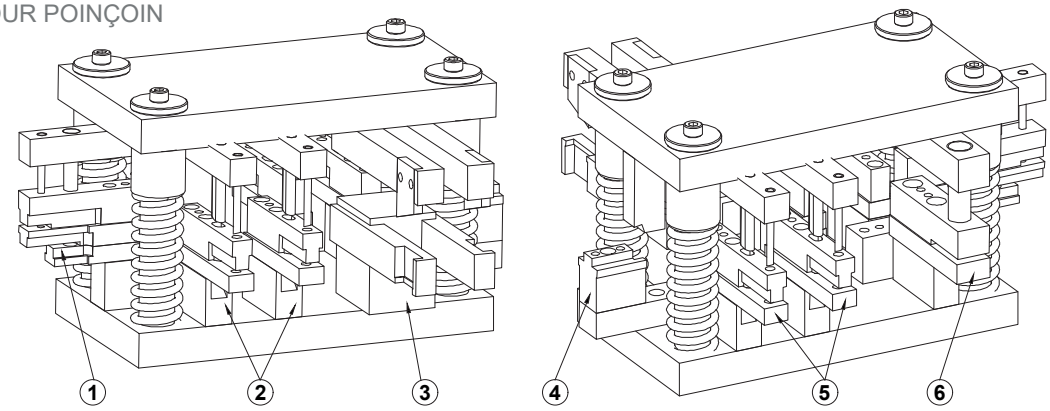

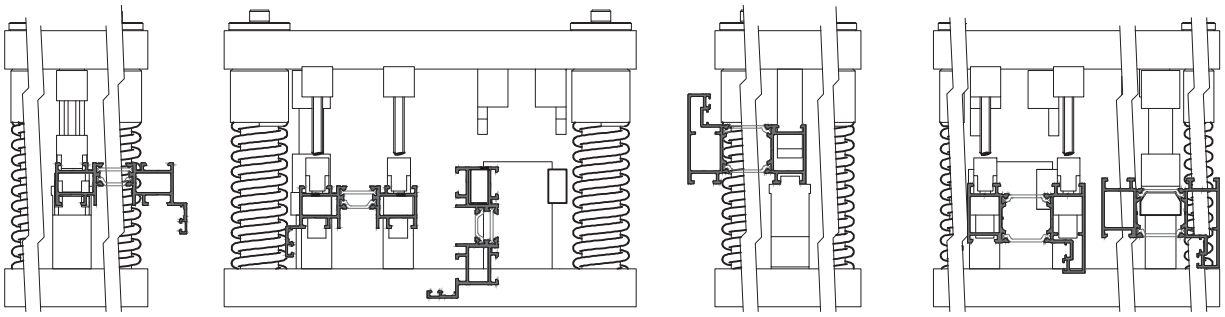

1 - Furação de ombreiras (corte a 90º)

Jambs drilling (90º cut) | Perçage de jambages (coupe à 90°)

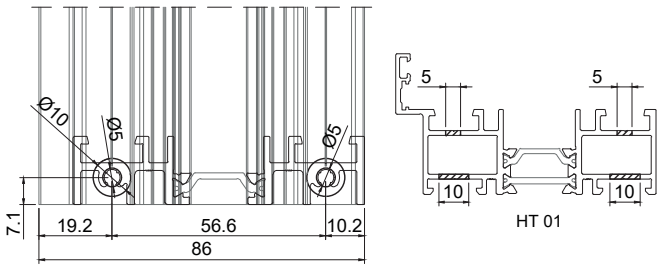

2 - Furação para esquadros

Corner cleat drilling | Perçage pour équerres

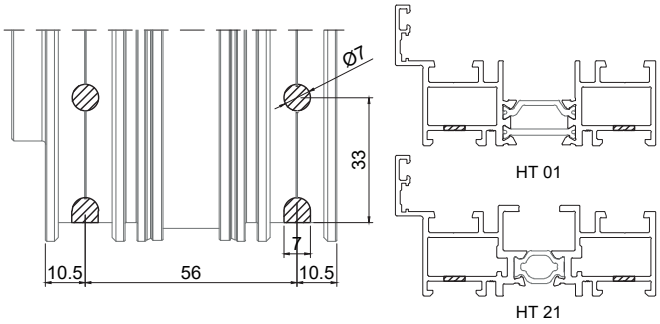

3 - Saída de água

Water drainage | Sortie d'eau

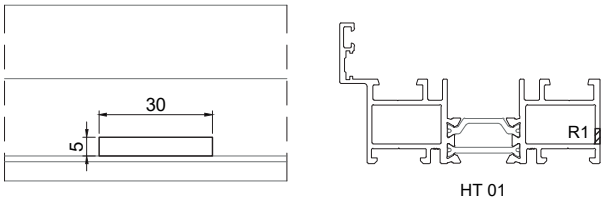

Rasgo | Hole | Rainure R1: 30x5mm

4 - Maquinação para corte de cantos

Milling for corners cut | Usinage pour coupe des angles

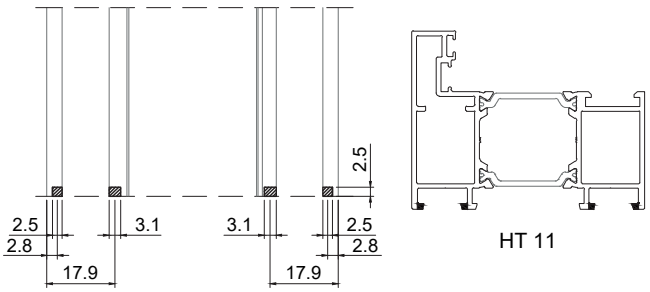

5 - Furação para esquadros

Corner cleat drilling | Perçage pour équerres

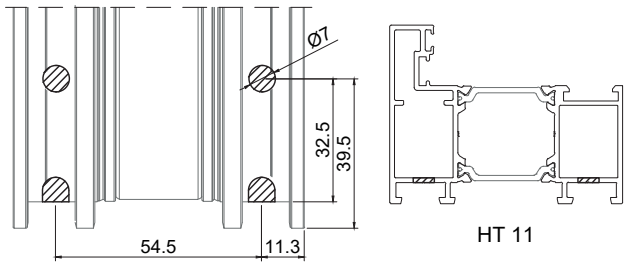

6 - Furação para varões

Rods drilling | Perçage pour tiges

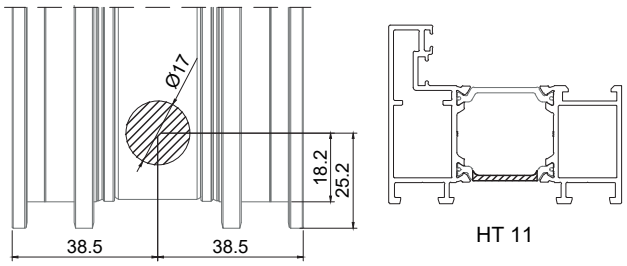

MAQUINAÇÕES DOS PERFIS ARO FIXO
FIXED FRAME PROFILES MACHINING
USINAGE DES PROFILÉS DE CADRE DORMANT

1 - Medidas de corte - Aro fixo perimetral.
Cut measures - Perimeter fixed frame.
Mesures de coupe - Cadre dormant périmètre.

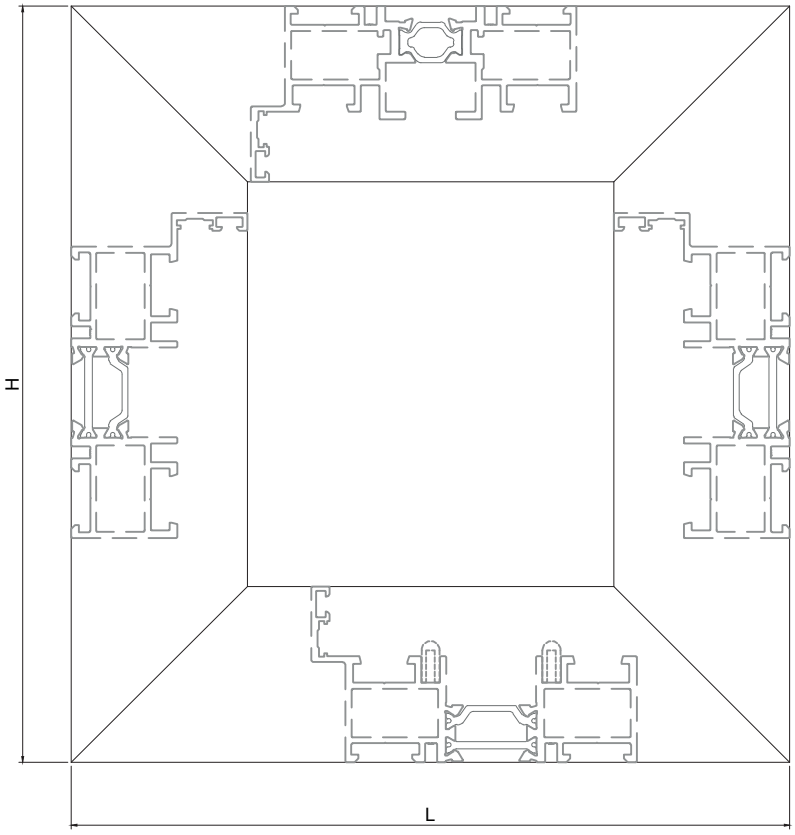

PERFIS | PROFILES | PROFILÉS					
CÓDIGO CODE | CODE	DESIGNAÇÃO DESIGNATION | NOMINATION	CORTE HORIZ. HORIZONTAL CUT COUPE HORIZ.	CORTE VERT. VERTICAL CUT COUPE VERTICALE	QUANT. QUANTITY QUANTITÉ	CORTE CUT COUPE
HT 01	SOLEIRA SILL PROFILE | PROFILÉ SEUIL	L	-	1	
	OMBREIRAS JAMB | JAMBAGE	-	H	2	
HT 21	PADIEIRA JAMB | JAMBAGE	L	-	1	
HT 801	GUIA INOX GUIDE | GUIDE	L-42	-	2	

2 - Medidas de corte - Aro fixo com soleira inferior.
Cut measures - Fixed frame with bottom sill.
Mesures de coupe - Cadre dormant avec seuil inférieur.

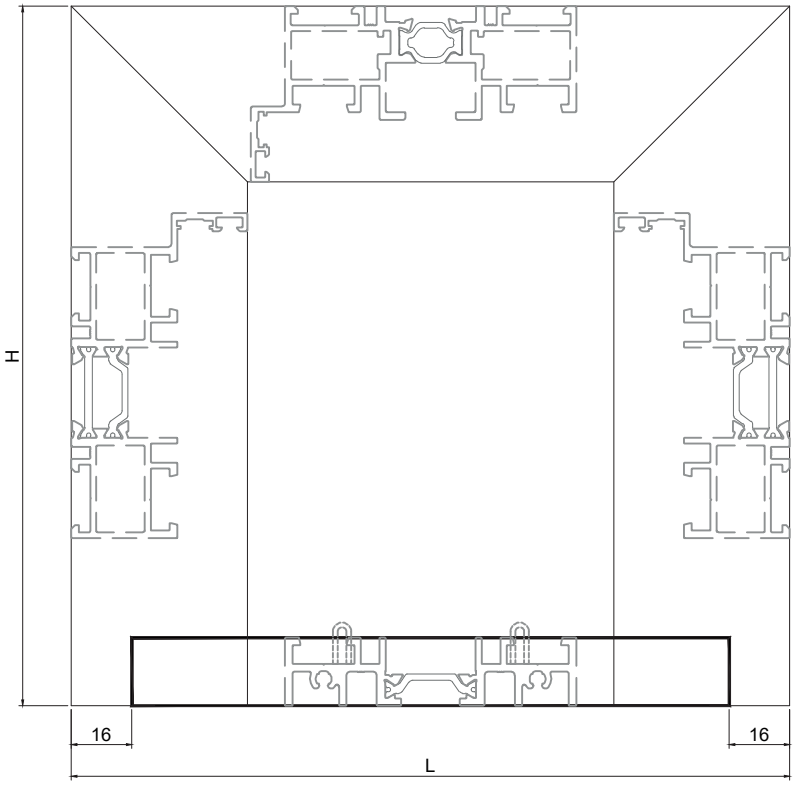

PERFIS | PROFILES | PROFILÉS					
CÓDIGO CODE | CODE	DESIGNAÇÃO DESIGNATION | NOMINATION	CORTE HORIZ. HORIZONTAL CUT COUPE HORIZ.	CORTE VERT. VERTICAL CUT COUPE VERTICALE	QUANT. QUANTITY QUANTITÉ	CORTE CUT COUPE
HT 01	OMBREIRAS JAMB | JAMBAGE	-	H	2	
HT 21	PADIEIRA LINTEL | LINTEAU	L	-	1	
HT 49	SOLEIRA SILL PROFILE | PROFILÉ SEUIL	L-32	-	1	
HT 801	GUIA INOX GUIDE | GUIDE	L-42	-	2	

MAQUINAÇÕES DOS PERFIS ARO FIXO
FIXED FRAME PROFILES MACHINING
USINAGE DES PROFILÉS DE CADRE DORMANT

3 - Maquinação de perfis aro fixo para aplicação de esquadros.
Fixed frame profiles machining for corner cleat application.
Usinage des profilés de cadre dormant pour l'application de équerres.

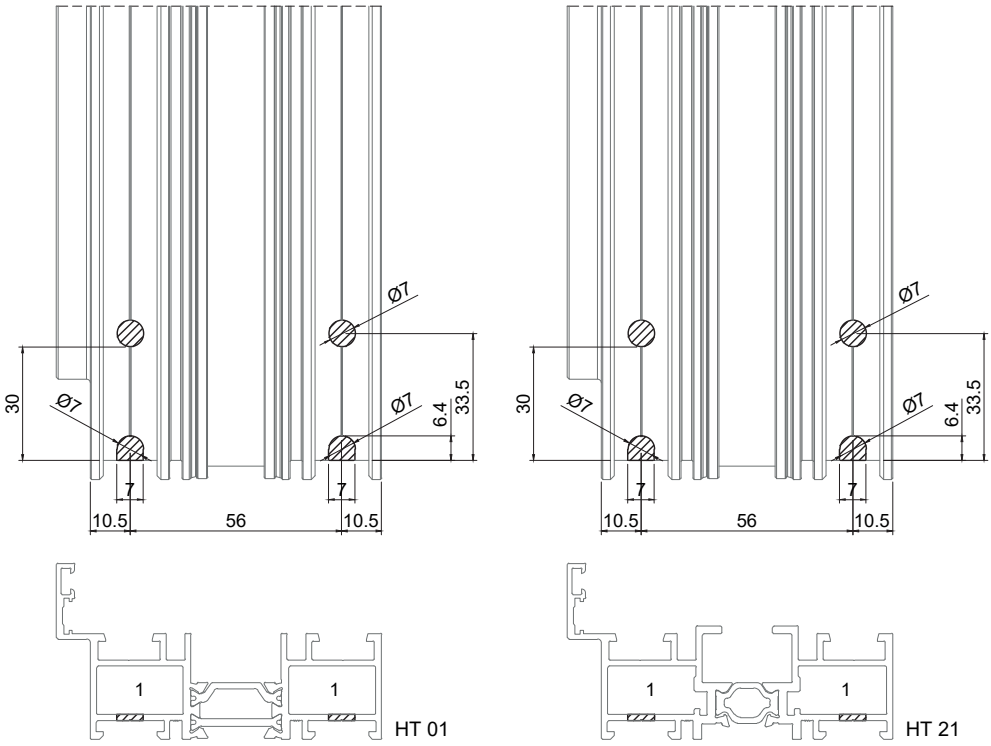

1 - ESQUADRO | BLOCKING BRACKET | EQUÉRRE HT Nº1

4 - Maquinação de perfis aro fixo para aplicação de soleira HT 49.
Fixed frame profiles machining for HT 49 sill.
Usinage des profilés de cadre dormant pour l'application de seuil HT 49.

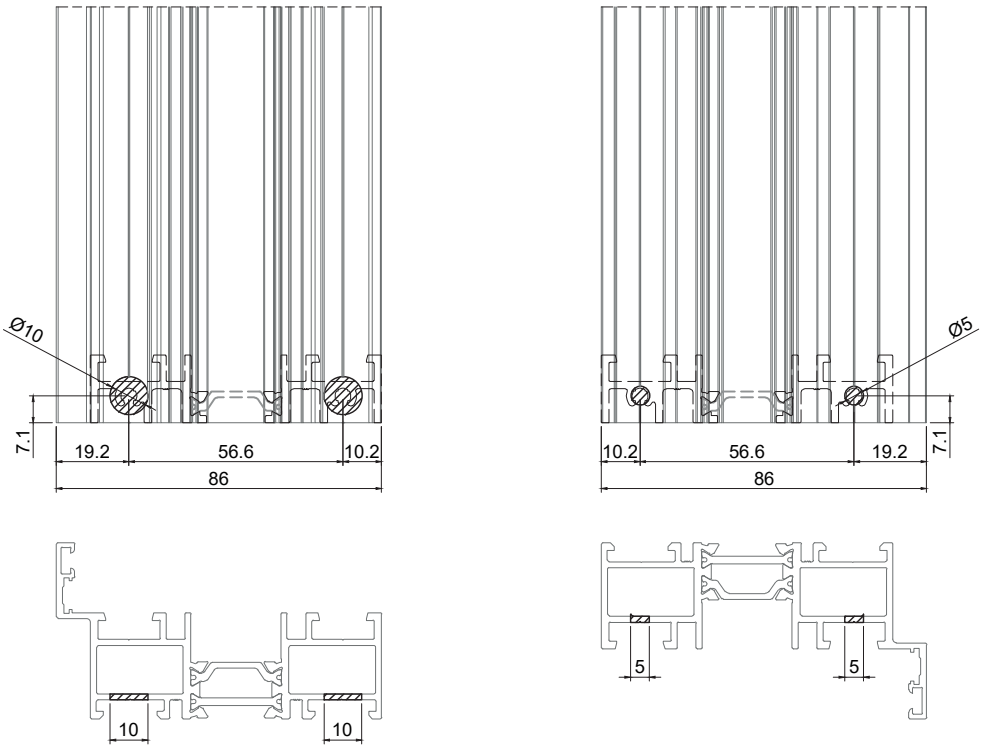

MAQUINAÇÕES DOS PERFIS ARO FIXO
FIXED FRAME PROFILES MACHINING
USINAGE DES PROFILÉS DE CADRE DORMANT

5 - Maquinação do perfil soleira HT 49.
HT 49 sill profile machining.
Usinage du profilé de seuil HT 49.

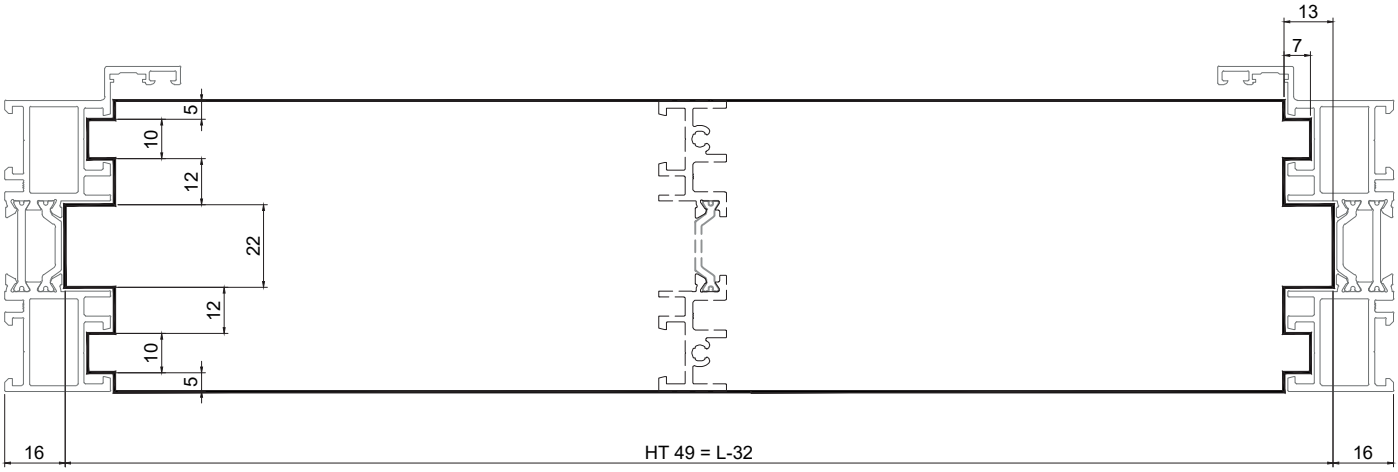

MAQUINAÇÕES DOS PERFIS ARO FIXO
FIXED FRAME PROFILES MACHINING
USINAGE DES PROFILÉS DE CADRE DORMANT

6 - Maquinação do perfil lateral de ajuste HT 82.
HT 82 adjustable jamb profile machining.
Usinage du profilé de jambage réglable HT 82.

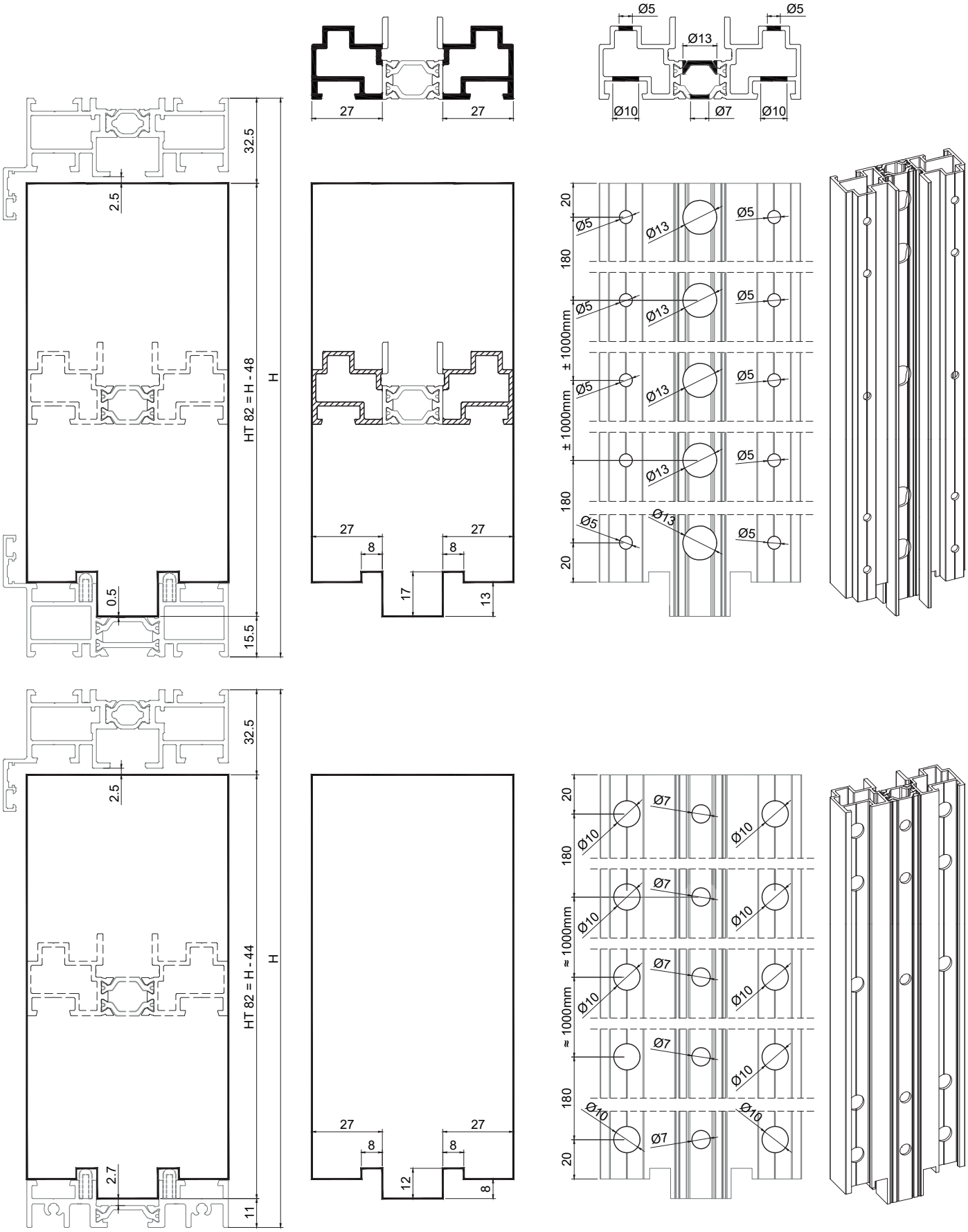

DRENAGENS
DRAINAGE
DRAINAGES

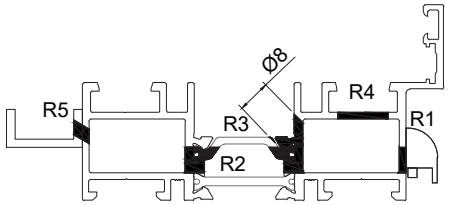

R1: Rasgo | Cut | Rainure 5x30mm
R2: Rasgo | Cut | Rainure 5x30mm
R3: Rasgo | Cut | Rainure 8x40mm
R4: Furo | Hole | Fente Ø12mm
R5: Furo | Hole | Fente Ø3mm

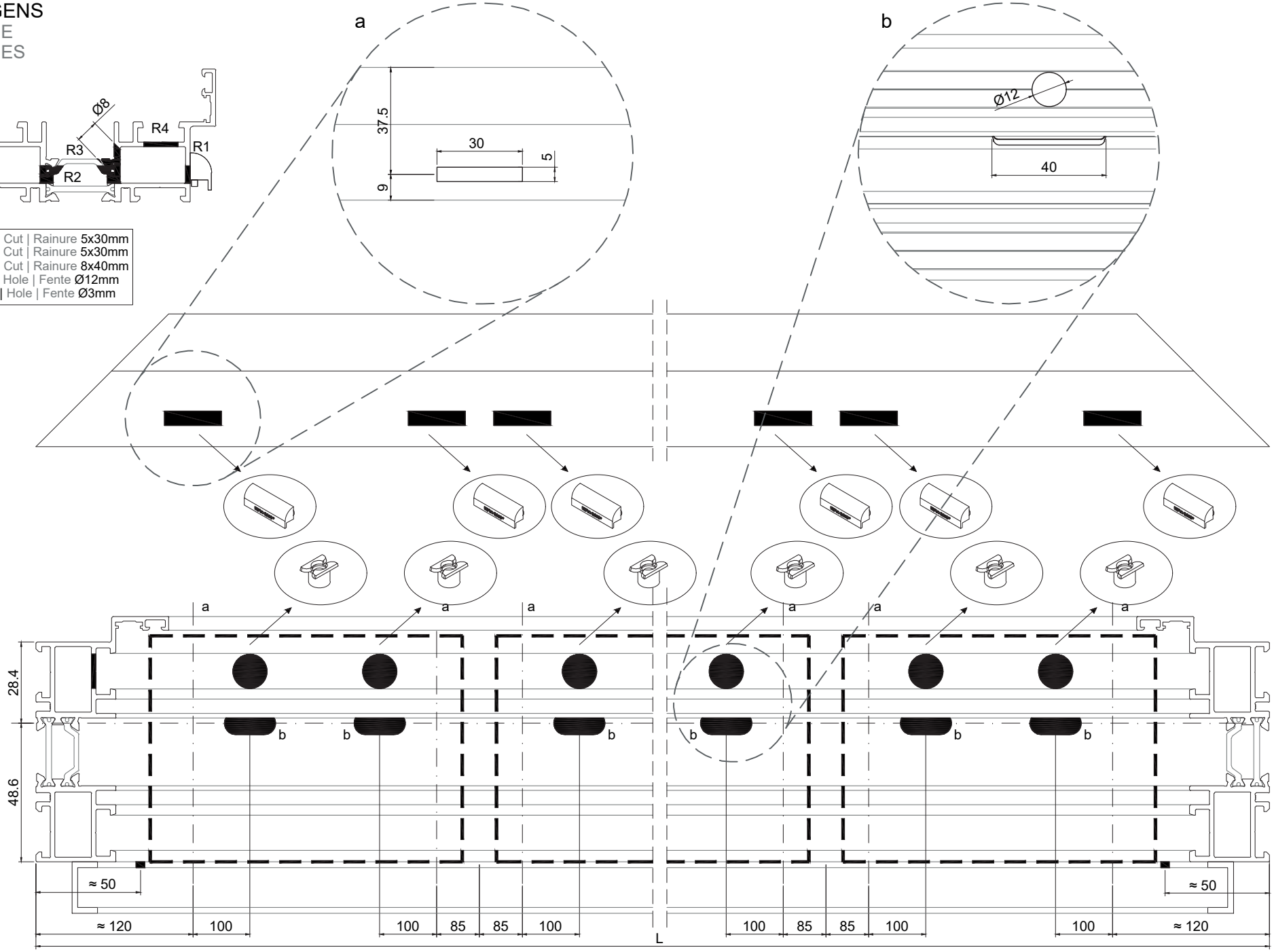

SISTEMA HT
System | Système

SOSOARES
Soeurs • Portelas • Alfa Sul • Alulider

V.3-1
DATA | DATE | DATE: 26-10-2023

DRENAGENS
DRAINAGE
DRAINAGES

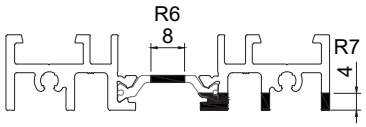

R6: Rasgo | Cut | Rainure 8x40mm
R7: Rasgo | Cut | Rainure 4x30mm

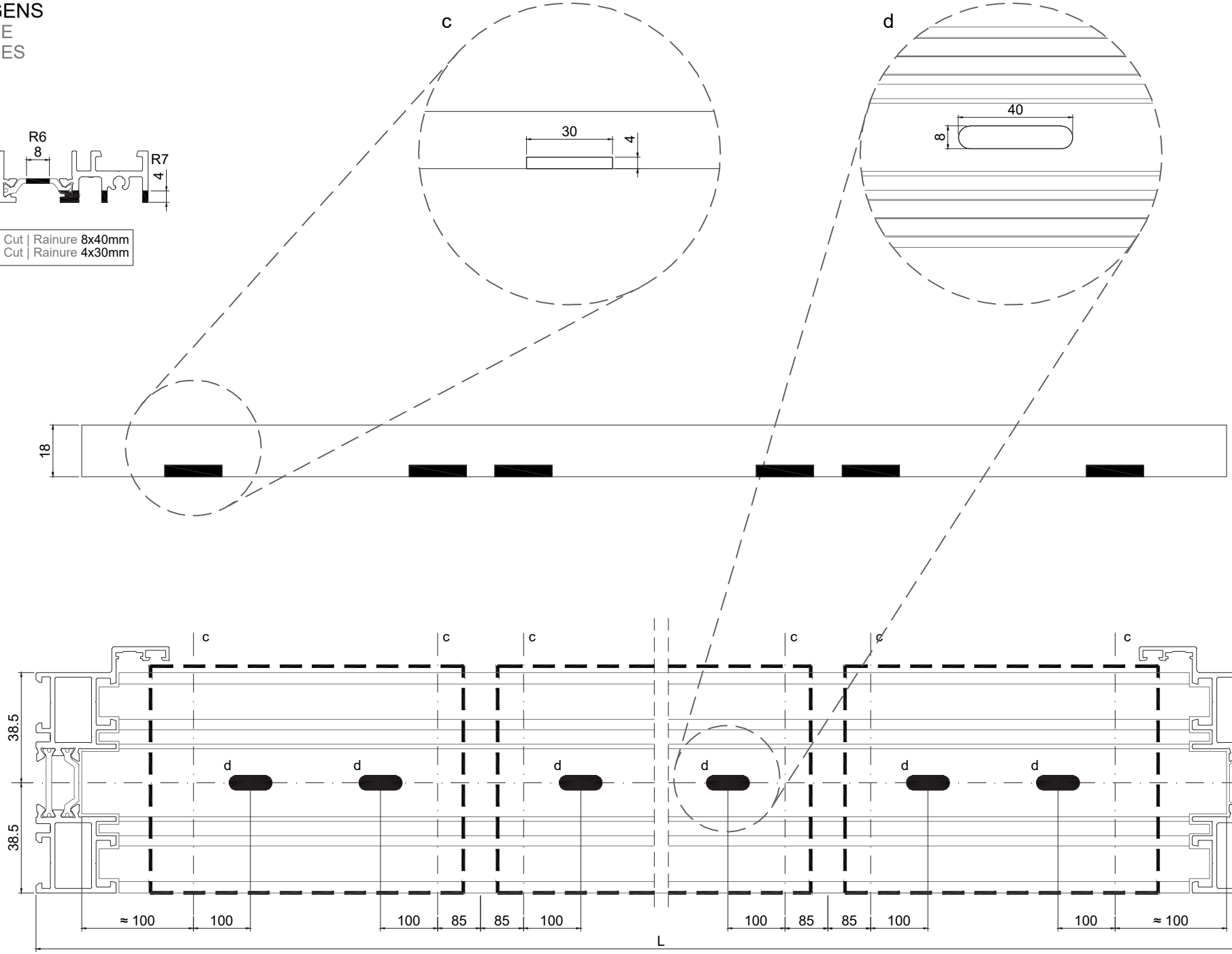

SISTEMA HT
System | Système

SOSOARES
Soeurs • Portalex • Alfa Sol • Aluller

V.3-2
DATA | DATE | DATE: 26-10-2023

MAQUINAÇÕES DOS PERFIS ARO MÓVEL
MOBILE FRAME PROFILES MACHINING
USINAGE DES PROFILÉS DE CADRE OUVRANT

1 - Medidas de corte - Aro móvel.
Cut measures - Mobile frame.
Mesures de coupe - Cadre ouvrant .

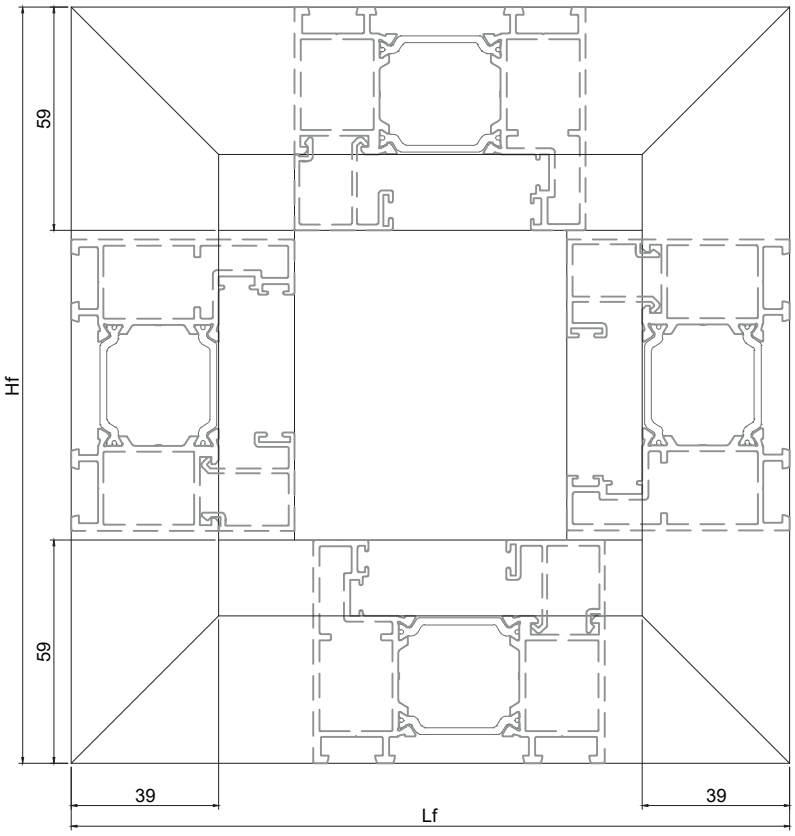

PERFIS | PROFILES | PROFILÉS					
CÓDIGO CODE | CODE	DESIGNAÇÃO DESIGNATION | NOMINATION	CORTE HORIZ. HORIZONTAL CUT COUPE HORIZ.	CORTE VERT. VERTICAL CUT COUPE VERTICALE	QUANT. QUANTITY QUANTITÉ	CORTE CUT COUPE
HT 11	PERFIL MÓVEL MOBILE PROFILE PROFILÉ OUVRANT	Lf	-	2	
		-	Hf	8	
	BITE BEADS | PARCLOSE	Lf-78	Hf-118	2+2	

2 - Maquinação de perfis aro móvel.
Mobile frame profiles machining.
Usinage des profilés cadre ouvrant.

2.1- Para aplicação de esquadros.
For corner cleat application.
Pour l'application de équerres.

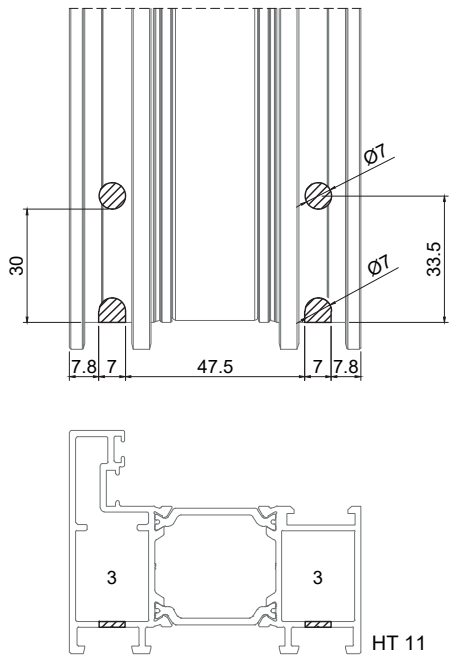

2.2- Para aplicação de acessórios.
For accessories application.
Pour l'application des accessoires.

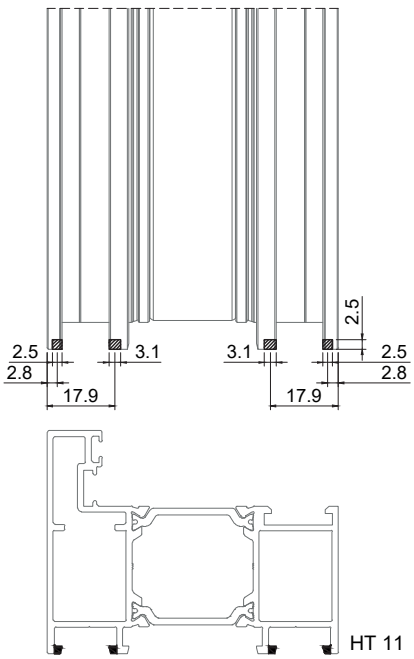

3 - ESQUADRO | BLOCKING BRACKET | EQUÉRRE HT Nº2

MAQUINAÇÕES DOS PERFIS ARO MÓVEL
MOBILE FRAME PROFILES MACHINING
USINAGE DES PROFILÉS DE CADRE OUVRANT

2 - Maquinação de perfis aro móvel.
Mobile frame profiles machining.
Usinage des profilés cadre ouvrant.

2.3- Drenagem e descompressão.
Drainage and decompression.
Drainage et décompression.

Detalhe | Detail | Détail H

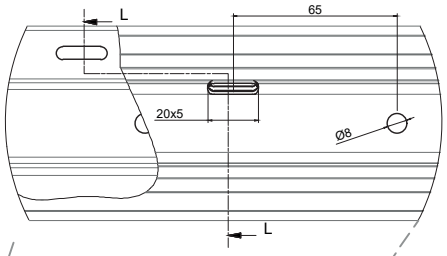

Corte | Cut | Coupe K-K

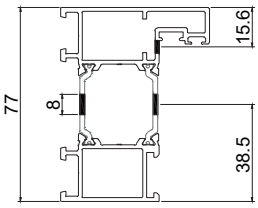

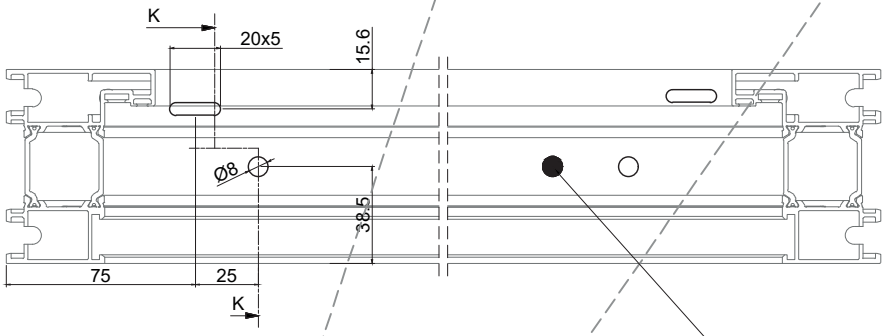

Furo de descompressão
Decompression hole
Trou de décompression

Corte | Cut | Coupe L-L

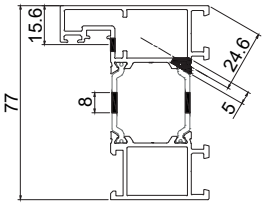

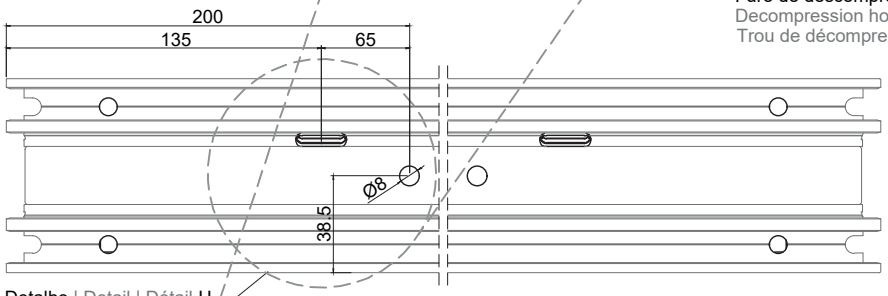

Detalhe | Detail | Détail H

A drenagem e descompressão nos perfis verticais deverá ser feita em cima e apenas no lado das dobradiças.
Drainage and decompression in the vertical profiles must be done above and only on the hinge side.
Le drainage et la décompression dans les profilés verticaux doivent être effectués en haut et uniquement du côté charnière.

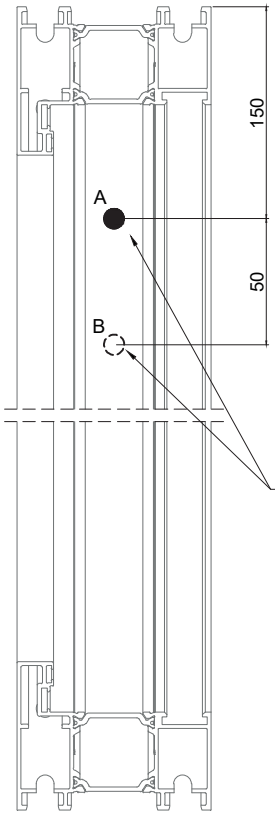

Furo de descompressão
Decompression hole
Trou de décompression

Exemplo:
Example | Exemple:

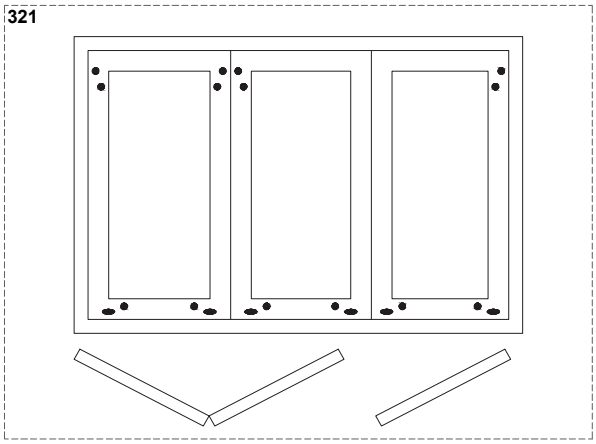

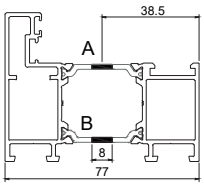

LEGENDA | LEGEND | LÉGENDE

- Rasgo 20x5mm para drenagem
  Drainage and decompression cut
  Rainure de drainage
- Furo Ø8m para drenagem e descompressão
  Drainage and decompressio hole
  Fente de drainage et décompression

MAQUINAÇÕES DOS PERFIS ARO MÓVEL
MOBILE FRAME PROFILES MACHINING
USINAGE DES PROFILÉS DE CADRE OUVRANT

3 - Medidas de corte do perfil horizontal HT 25.
HT 25 horizontal profile cut measures.
Mesures de coupe du profilé horizontale HT 25.

3.1- Opção A: Sem perfis verticais HT 25.
Option A: Without HT 25 vertical profiles.
Option A: Sans profilés verticaux HT 25.

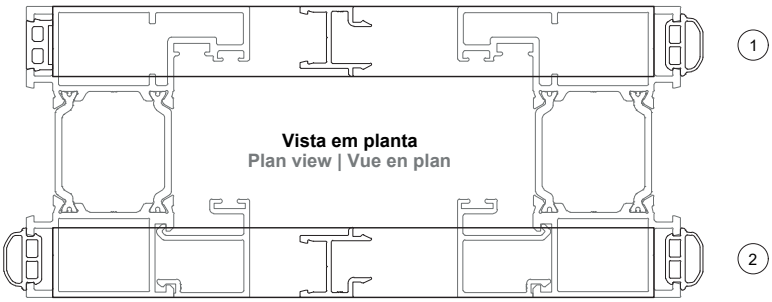

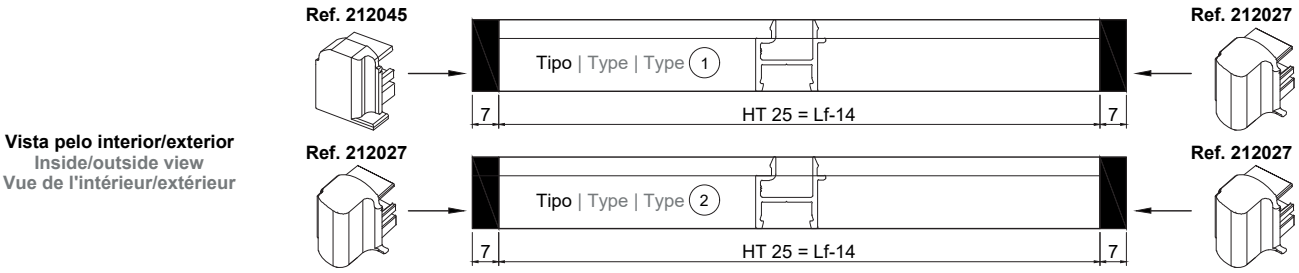

3.2- Opção B: Com perfis verticais HT 25.
Option B: With HT 25 vertical profiles.
Option B: Avec profilés verticaux HT 25.

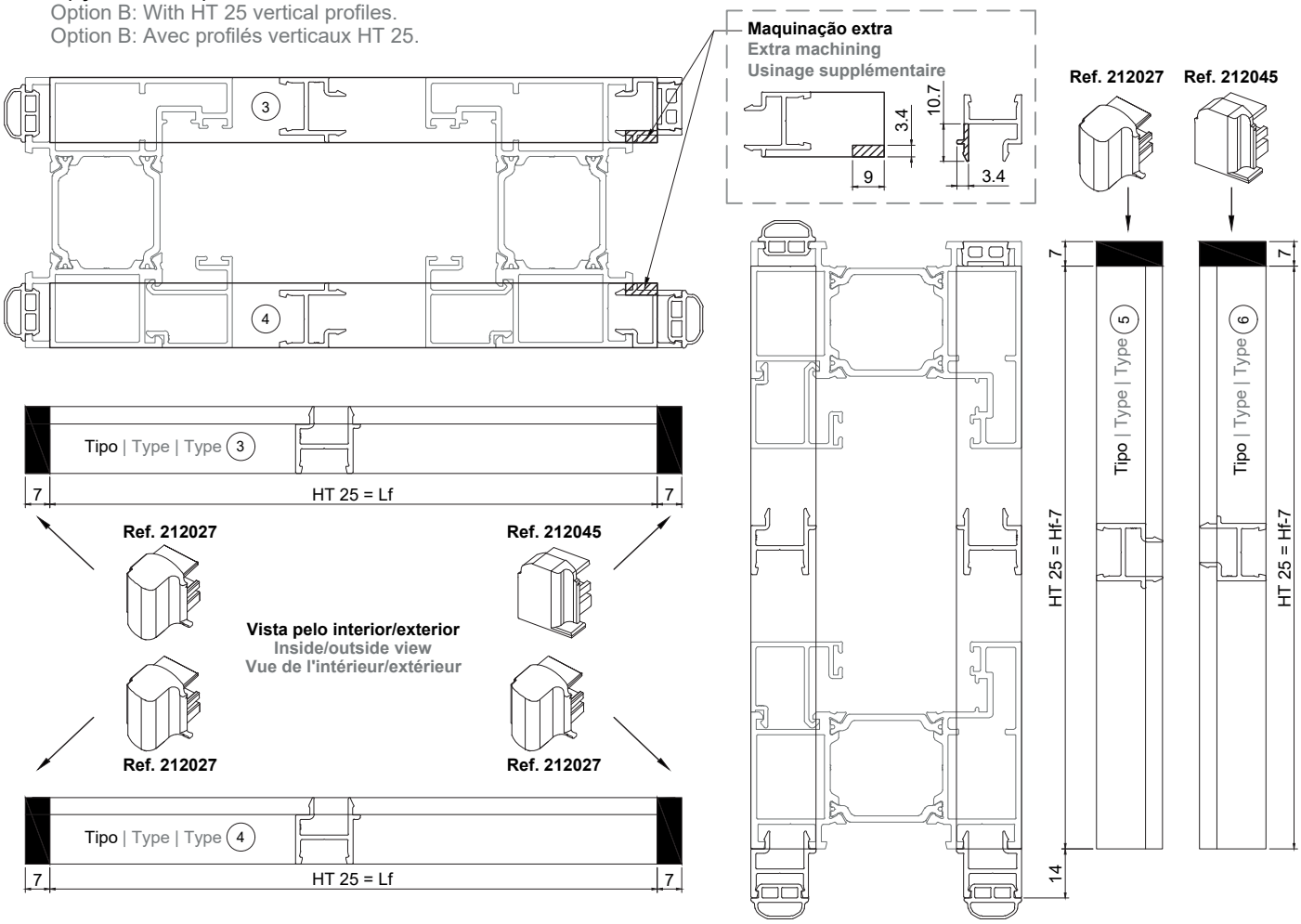

MAQUINAÇÕES DOS PERFIS ARO MÓVEL
MOBILE FRAME PROFILES MACHINING
USINAGE DES PROFILÉS DE CADRE OUVRANT

4 - Medidas de corte HT 06.
HT 06 cut measures.
Mesures de coupe HT 06.

4.1 - Aplicação no aro fixo.
Application on the fixed frame.
Application sur le cadre dormant.

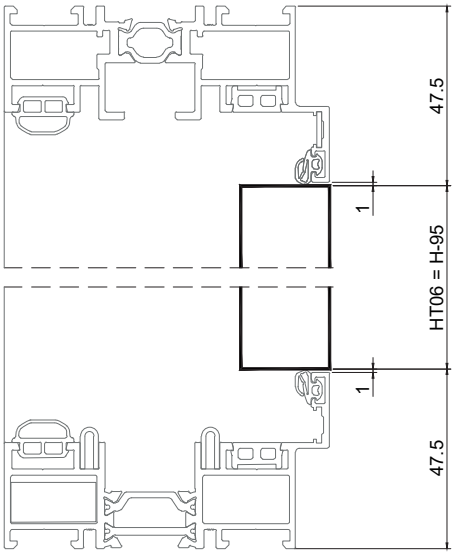

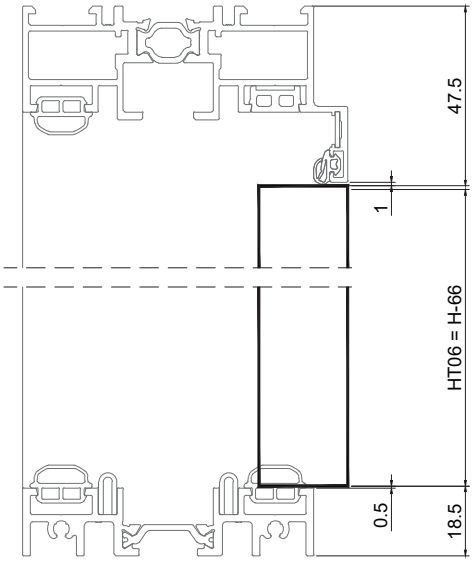

4.2 - Aplicação no aro móvel.
Application on the mobile frame.
Application sur le cadre ouvrant.

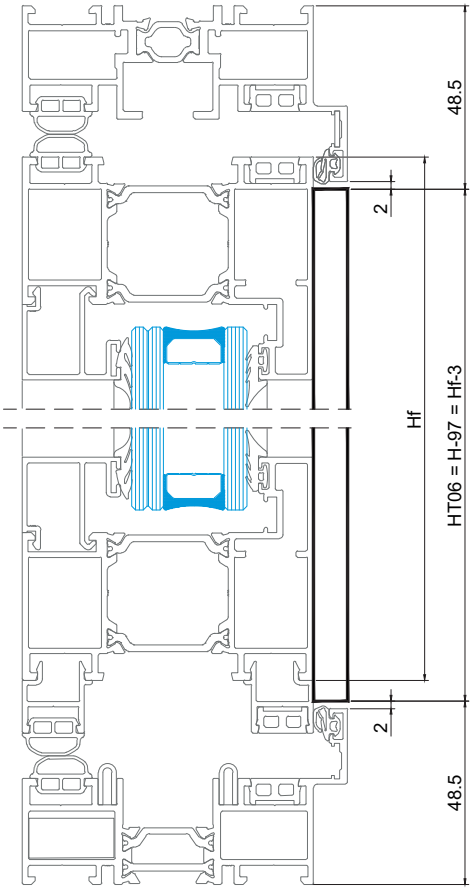

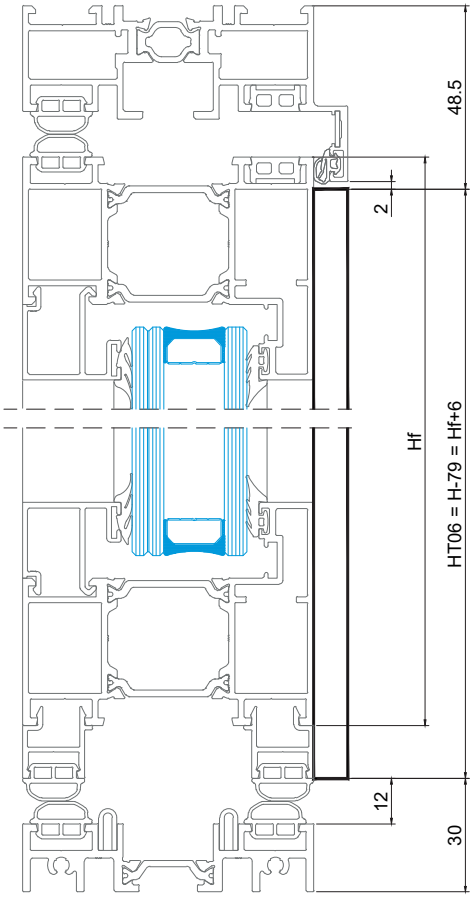

MAQUINAÇÃO DE PERFIS PARA APLICAÇÃO DE ACESSÓRIOS
PROFILES MACHINING FOR ACCESSORIES ASSEMBLY
USINAGE DES PROFILÉS POUR ASSEMBLAGE DES ACCESSOIRES

1 - Maquinação da padieira HT 21 para aplicação das guias superiores.
HT 21 jamb profile machining for upper guides application.
Usinage de la jambage HT 21 pour l'application des guides supérieures.

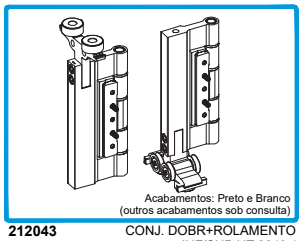

212043 CONJ. DOBR+ROLAMENTO INF/SUP HT 8810.1

Perfis laterais
Lateral profiles
Profilés lateraux

Perfil superior
Top profile
Profilé supérieur

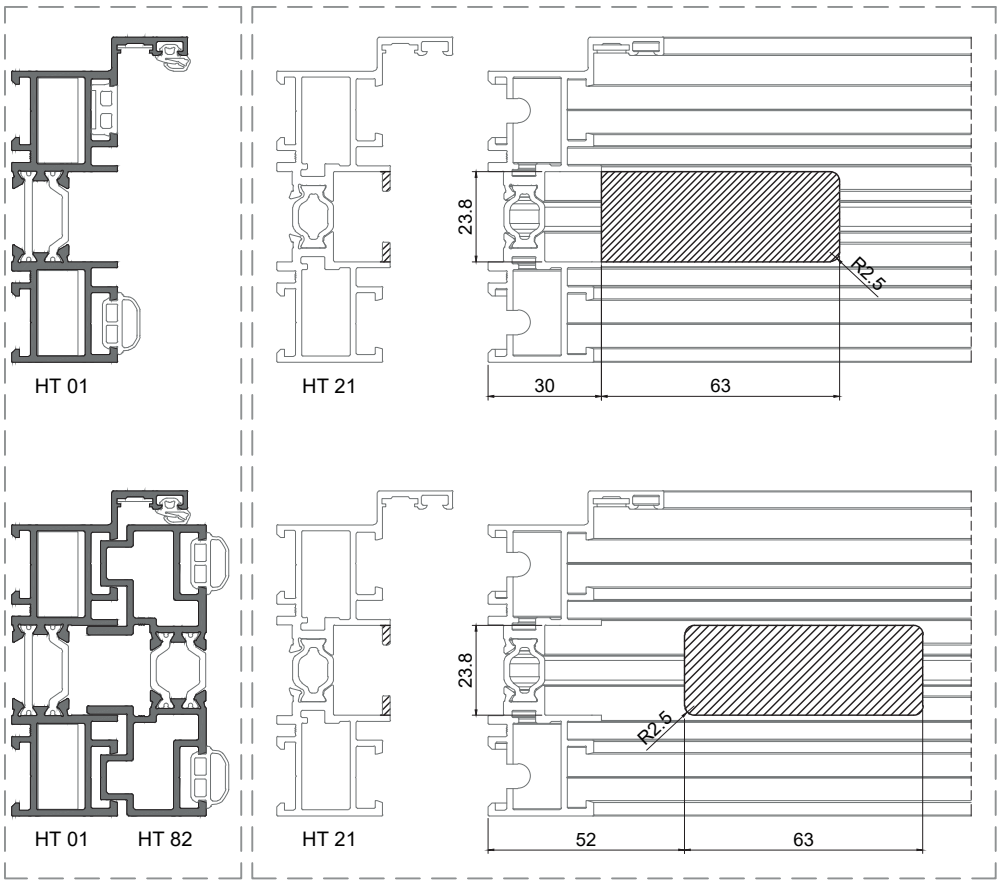

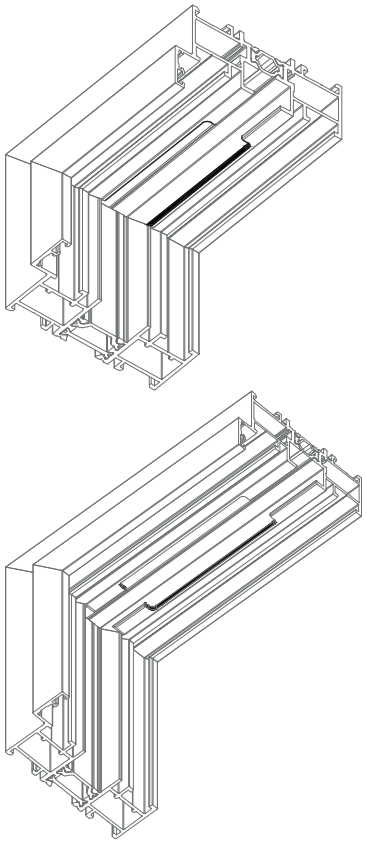

Esta maquinação serve para o caso de ser necessário substituir o acessório superior e deverá ser feita no extremo aposto à abertura das folhas (ver exemplos abaixo).
This machining is used in case it 's necessary to replace the upper accessory and should be done at the end opposite the opening of the leaves (see examples below).
Cet usinage est utilisé dans le cas où il est nécessaire de remplacer l'accessoire supérieur et doit être fait à l'extrémité opposée à l'ouverture des vantaux (voir exemples ci-dessous).

Exemplos | **Examples** | **Exemples:**

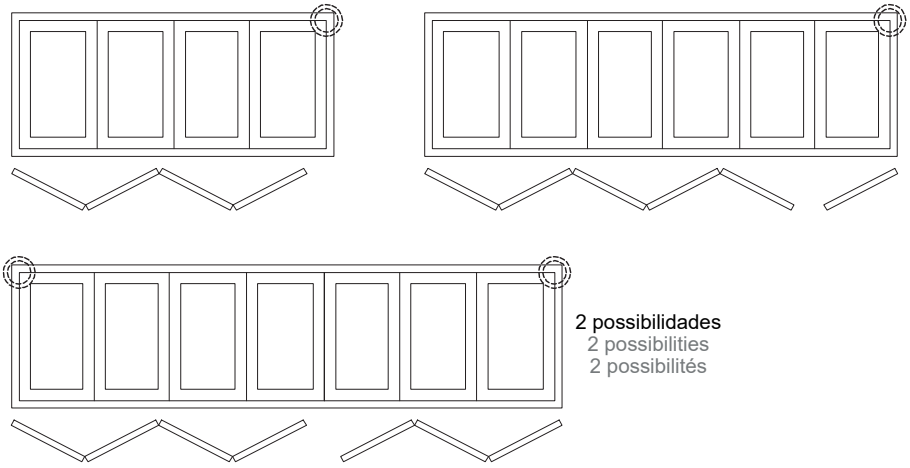

2 possibilidades
2 possibilities
2 possibilités

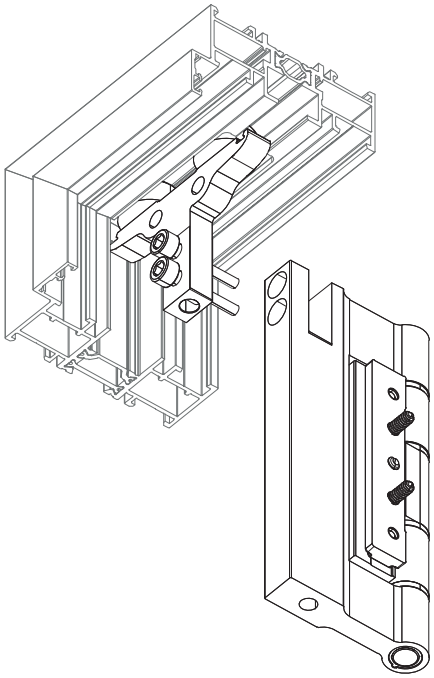

MAQUINAÇÃO DE PERFIS PARA APLICAÇÃO DE ACESSÓRIOS
PROFILES MACHINING FOR ACCESSORIES ASSEMBLY
USINAGE DES PROFILÉS POUR ASSEMBLAGE DES ACCESSOIRES

2 - Maquinação para mecanismo e manípulo - **aberturas interior e exterior**.
Mechanism and handle machining - **inwards and outwards opening.**
Usinage pour mécanisme et poignée - **ouverture vers l'intérieur et l'extérieure.**

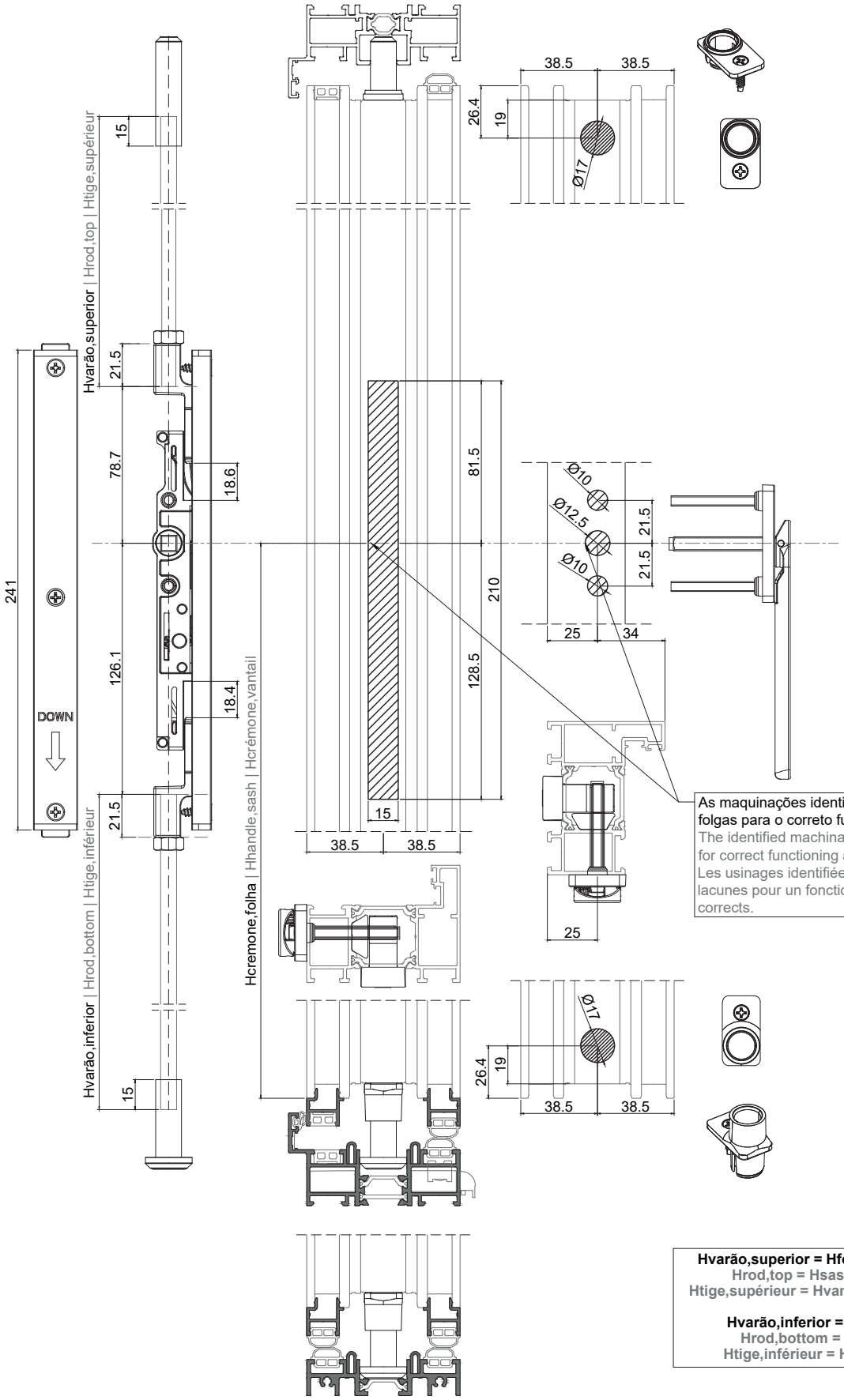

As maquinações identificadas devem ficar sem folgas para o correto funcionamento e estética.
The identified machinations must be free of gaps for correct functioning and aesthetics.
Les usinages identifiées doivent être exemptes de lacunes pour un fonctionnement et une esthétique corrects.

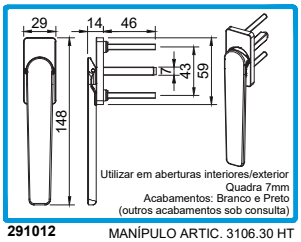

291012 MANÍPULO ARTIC. 3106.30 HT

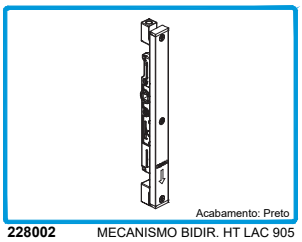

228002 MECANISMO BIDIR. HT LAC 905

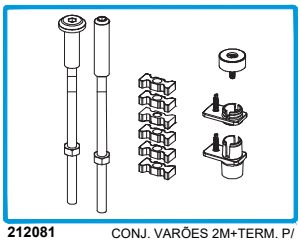

212081 CONJ. VARÕES 2M+TERM. P/ MEC. HT

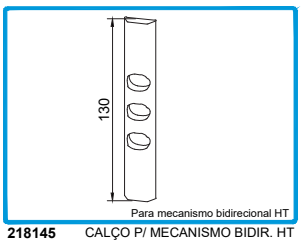

218145 CALÇO P/ MECANISMO BIDIR. HT

Hvarão,superior = Hfolha - Hcremone,folha - 92
Hrod,top = Hsash - Hhandle,sash - 92
Htige,supérieur = Hvantail - Hcrémone,vantail - 92

Hvarão,inferior = Hcremone,folha - 125
Hrod,bottom = Hhandle,sash - 125
Htige,inférieur = Hcrémone,vantail - 125

MAQUINAÇÃO DE PERFIS PARA APLICAÇÃO DE ACESSÓRIOS
PROFILES MACHINING FOR ACCESSORIES ASSEMBLY
USINAGE DES PROFILÉS POUR ASSEMBLAGE DES ACCESSOIRES

3 - Maquinação para mecanismo com chave e manípulo.
Mechanism with key and handle machining.
Usinage pour mécanisme avec clé et poignée.

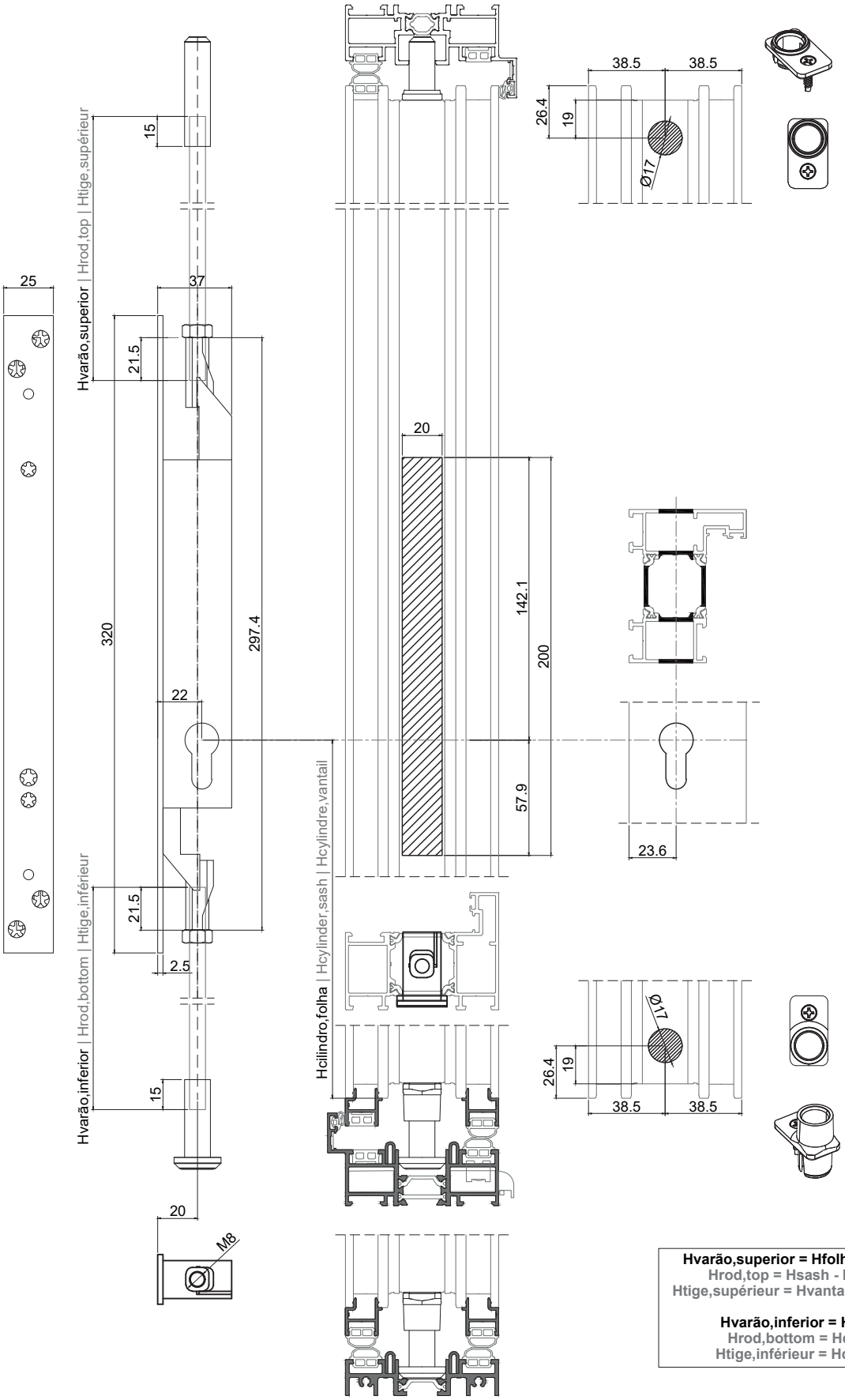

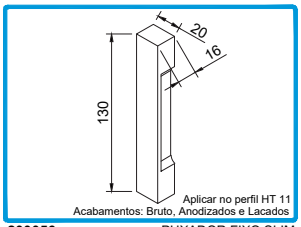

200056 PUXADOR FIXO SLIM

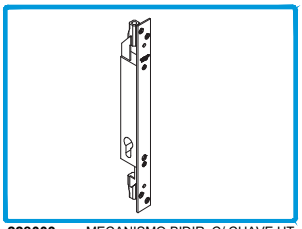

228003 MECANISMO BIDIR. C/ CHAVE HT

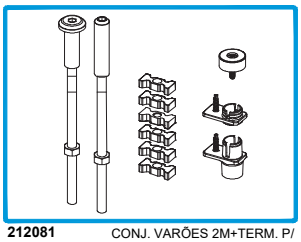

212081 CONJ. VARÕES 2M+TERM. P/ MEC. HT

Hvarão,superior = Hfolha - Hcilindro,folha - 194
Hrod,top = Hsash - Hcylinder,sash - 194
Htige,supérieur = Hvantail - Hcylindre,vantail - 194

Hvarão,inferior = Hcilindro,folha - 73
Hrod,bottom = Hcylinder,sash - 73
Htige,inférieur = Hcylindre,vantail - 73

MAQUINAÇÃO DE PERFIS PARA APLICAÇÃO DE ACESSÓRIOS
PROFILES MACHINING FOR ACCESSORIES ASSEMBLY
USINAGE DES PROFILÉS POUR ASSEMBLAGE DES ACCESSOIRES

5 - Maquinação do perfil complementar HT 25 vertical para aplicação de dobradiças.
Vertical HT 25 complementary profile machining for hinges application.
Usinage du profilé complémentaire HT 25 vertical pour l'application des paumelles.

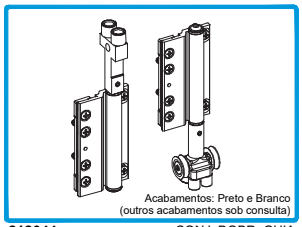

212044 CONJ. DOBR+GUIA INF/SUP HT 8811.1

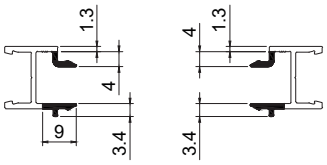

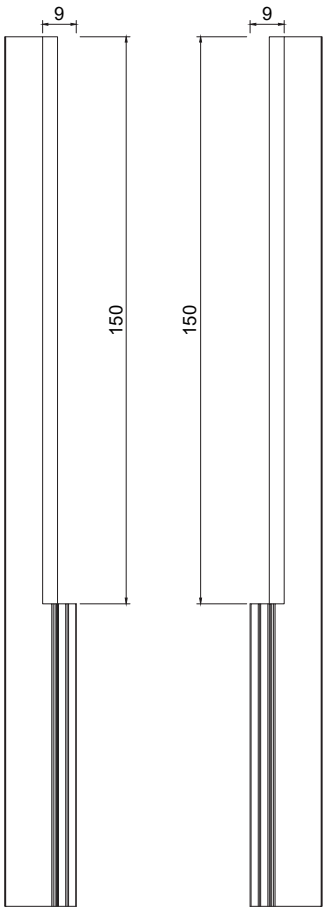

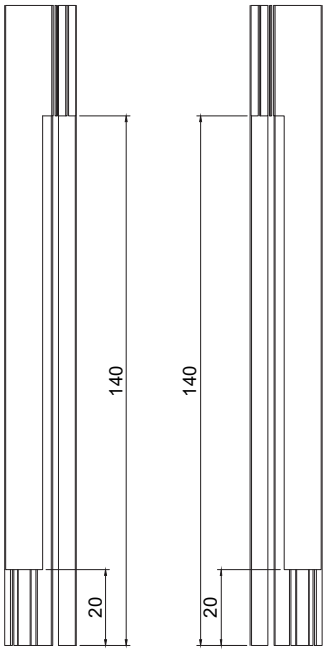

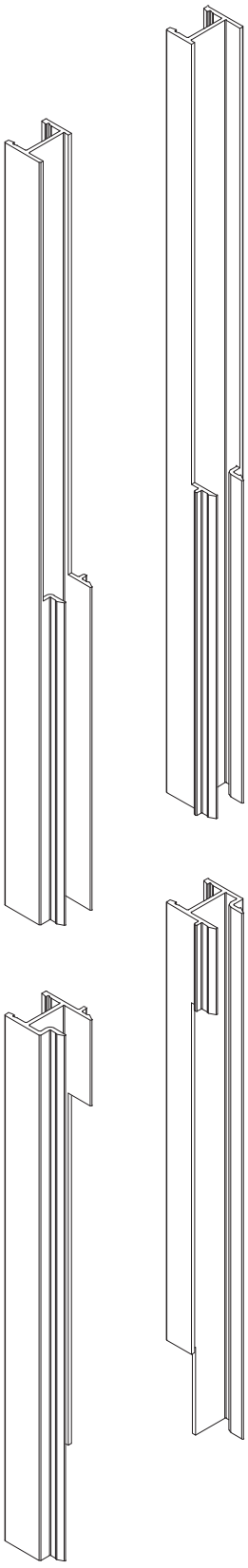

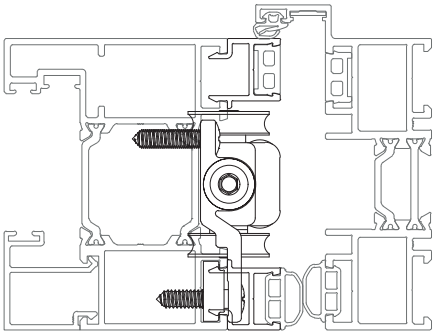

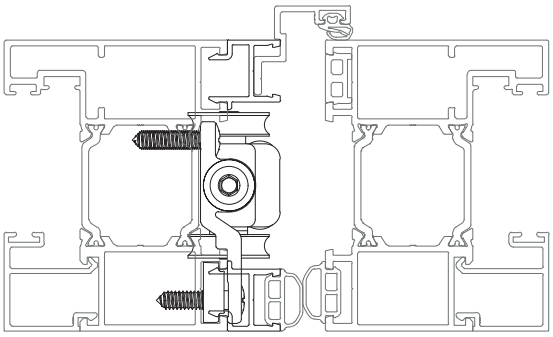

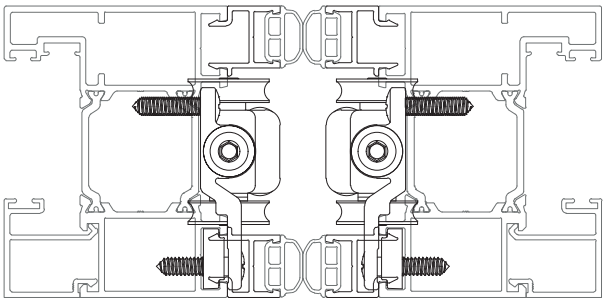

MAQUINAÇÃO DE PERFIS PARA TIPOLOGIAS DE CANTO
PROFILES MACHINING FOR CORNER TYPOLOGIES
USINAGE DES PROFILÉS POUR TYPOLOGIES D'ANGLE

1 - Maquinação do perfil complementar HT 25 horizontal para a movimentação da guia inferior.
Horizontal HT 25 complementary profile machining for moving the bottom guide.
Usinage du profilé complémentaire HT 25 horizontal pour déplacer le guide inférieur.

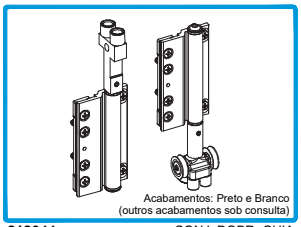

212044 CONJ. DOBR+GUIA INF/SUP HT 8811.1

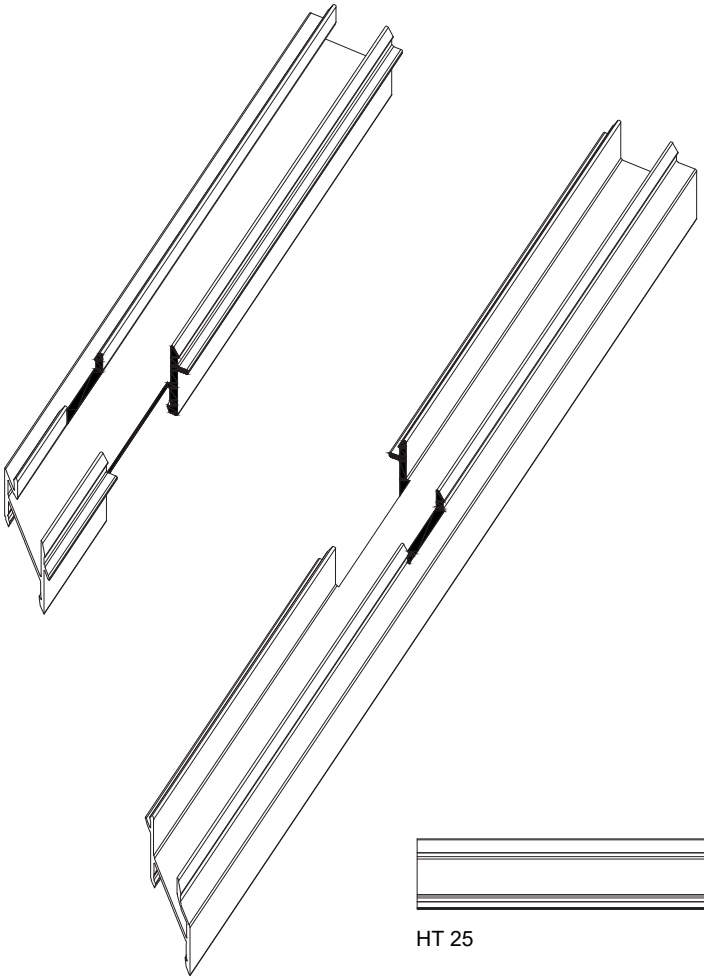

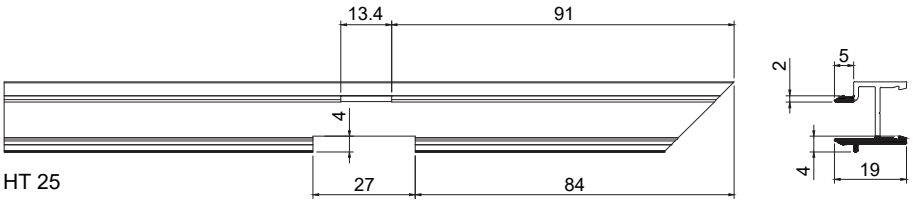

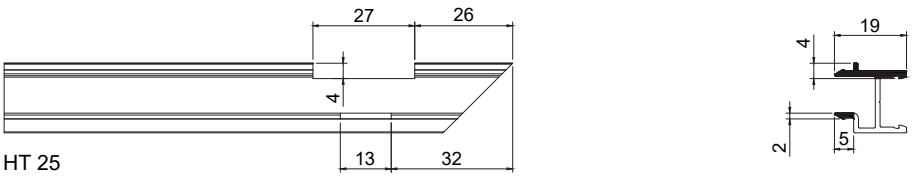

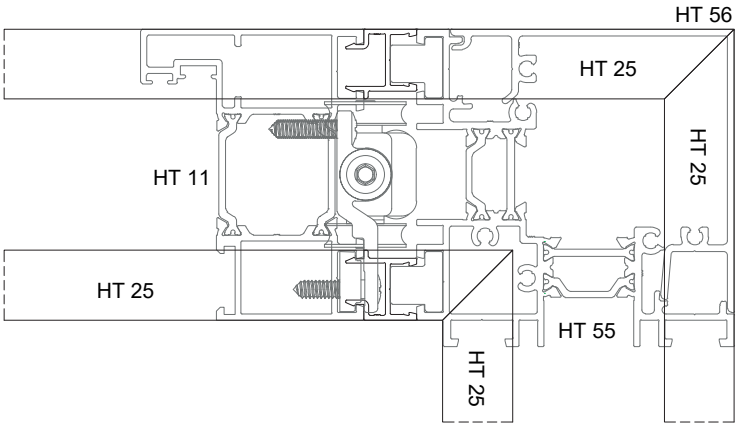

MAQUINAÇÃO DE PERFIS PARA TIPOLOGIAS DE CANTO
PROFILES MACHINING FOR CORNER TYPOLOGIES
USINAGE DES PROFILÉS POUR TYPOLOGIES D'ANGLE

2 - Maquinação do perfil HT 25 vertical para aplicação de dobradiças e perfil HT 25 horizontal.
Vertical HT 25 profile machining for hinges and horizontal HT 25 profile application.
Usinage du profilé HT 25 vertical pour l'application des paumelles et du HT 25 horizontal.

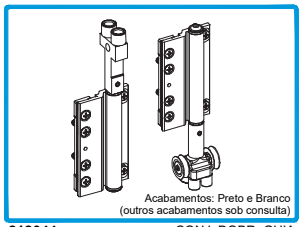

212044 CONJ. DOBR+GUIA INF/SUP HT 8811.1

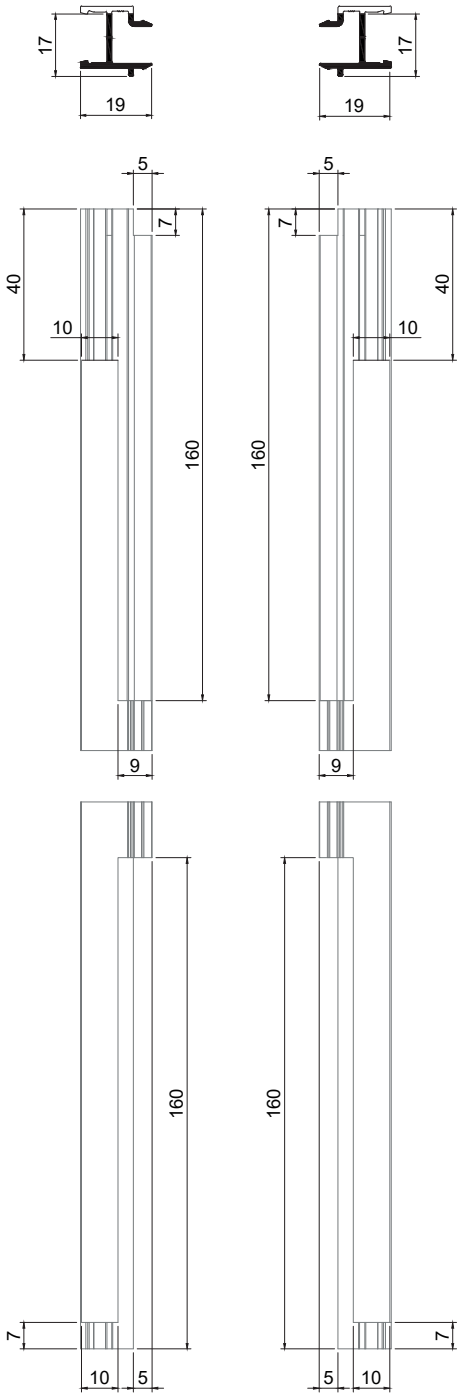

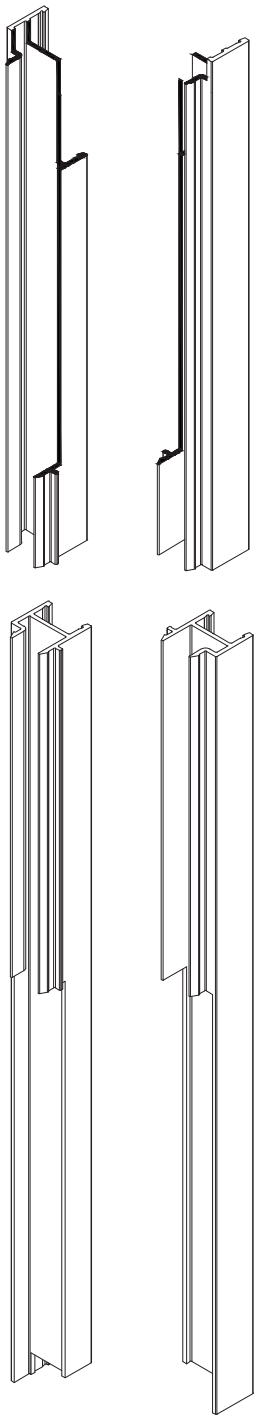

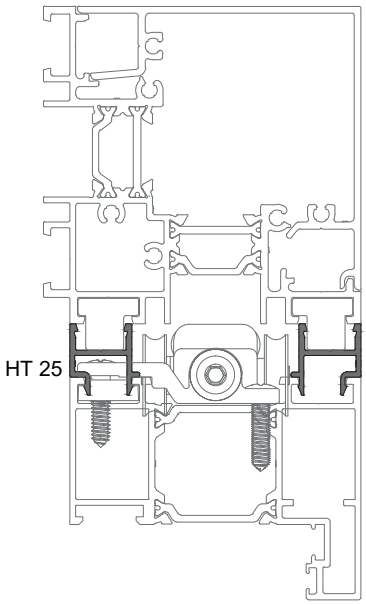

MAQUINAÇÃO DE PERFIS PARA TIPOLOGIAS DE CANTO
PROFILES MACHINING FOR CORNER TYPOLOGIES
USINAGE DES PROFILÉS POUR TYPOLOGIES D'ANGLE

3 - Maquinação do perfil móvel HT 11 inferior/vertical para a movimentação da guia inferior.
Bottom/vertical HT 11 mobile profile machining for moving the bottom guide.
Usinage du profilé ouvrant HT 11 inférieur/vertical pour déplacer le guide inférieur.

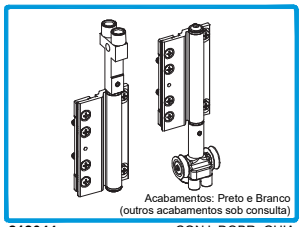

212044 CONJ. DOBR+GUIA INF/SUP HT 8811.1

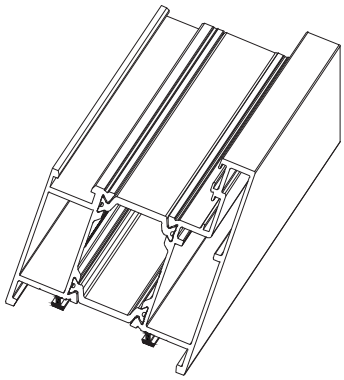

VERTICAL
VERTICAL | VERTICAL

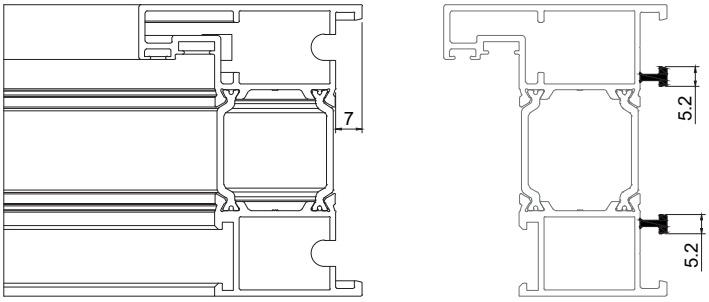

HT 11

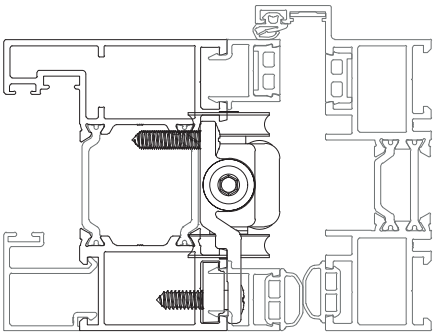

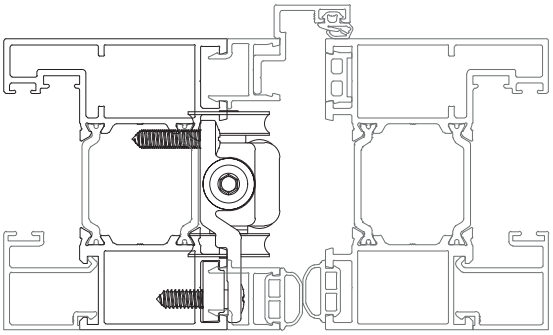

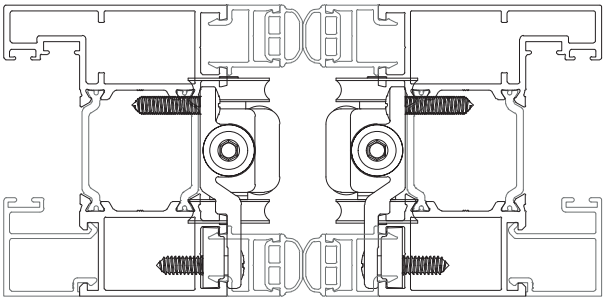

HORIZONTAL
HORIZONTAL | HORIZONTAL

HT 11

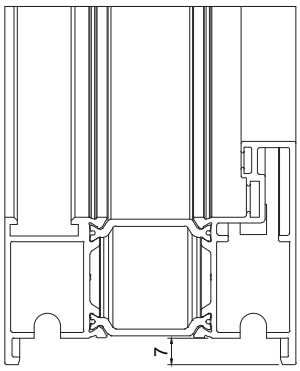

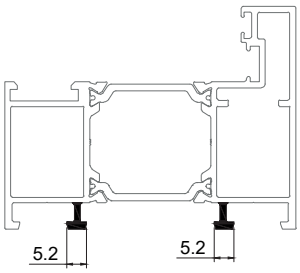

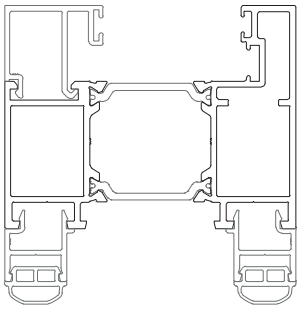

MAQUINAÇÃO DE PERFIS PARA TIPOLOGIAS DE CANTO
PROFILES MACHINING FOR CORNER TYPOLOGIES
USINAGE DES PROFILÉS POUR TYPOLOGIES D'ANGLE

4 - Furação dos perfis HT 11, HT 25 e HT 55.
HT 11, HT 25 and HT 55 profiles drilling.
Perçage des profilés HT 11, HT 25 et HT 55.

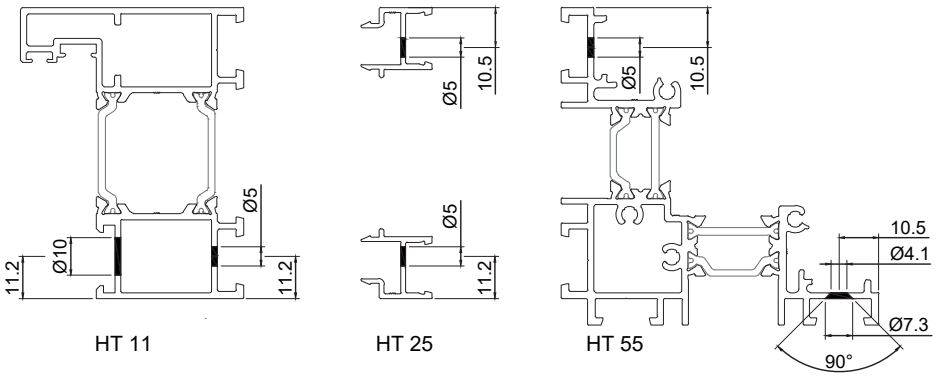

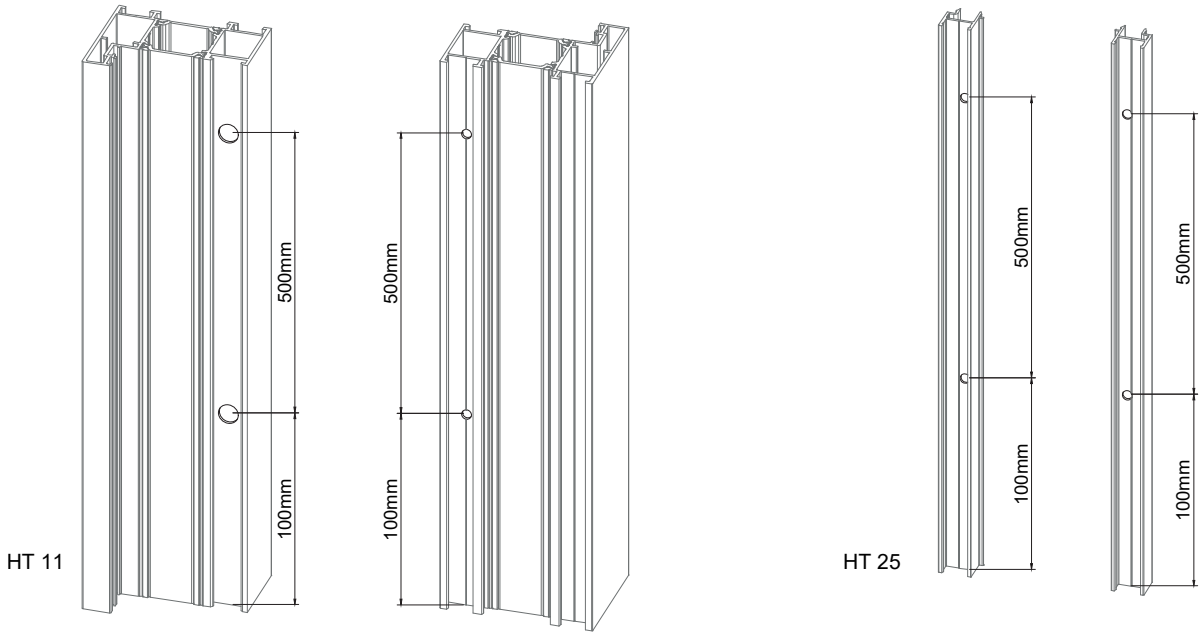

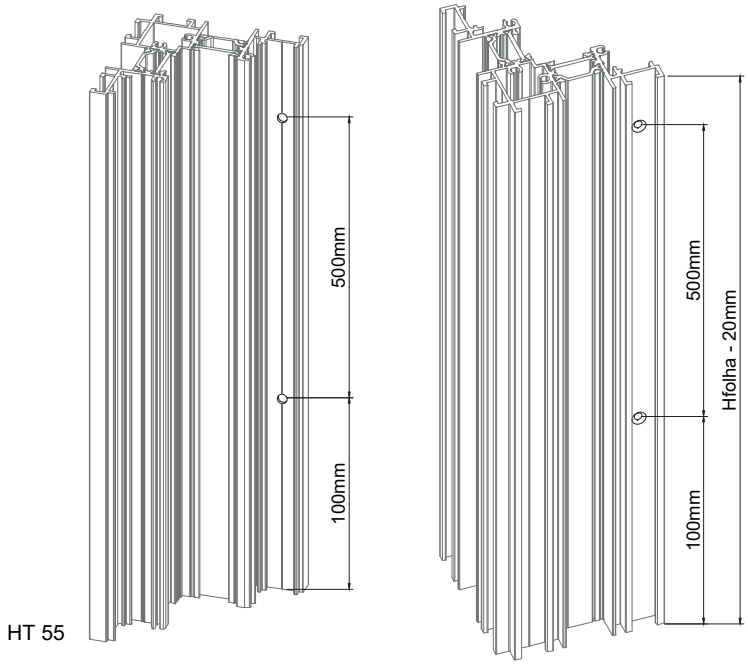

MAQUINAÇÃO DE PERFIS PARA TIPOLOGIAS DE CANTO
PROFILES MACHINING FOR CORNER TYPOLOGIES
USINAGE DES PROFILÉS POUR TYPOLOGIES D'ANGLE

5 - Maquinação do perfil capa HT 56.
HT 56 cover profile machining.
Usinage du profilé de capot HT 56.

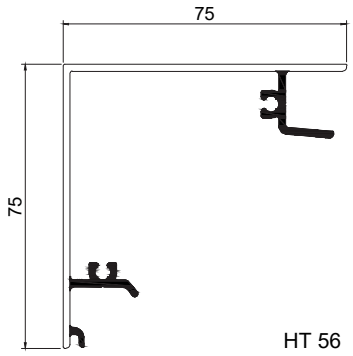



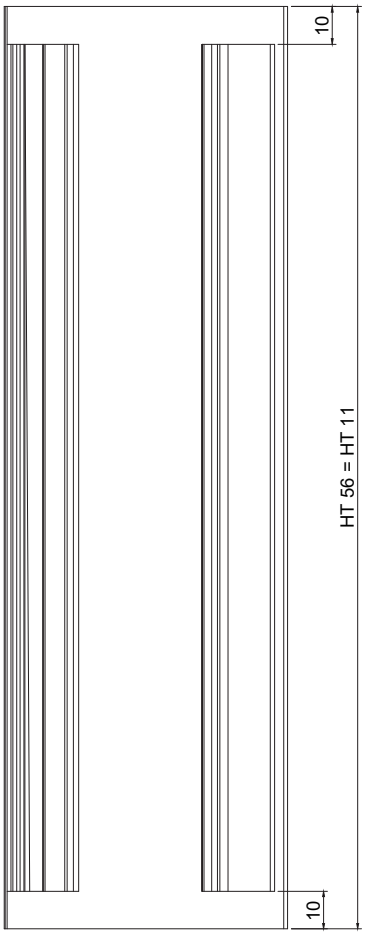

VI

MONTAGEM DOS PERFIS

PROFILES ASSEMBLY | ASSEMBLAGE DES PROFILÉS

MONTAGEM DOS PERFIS ARO FIXO VI.1
FIXED FRAME PROFILES ASSEMBLY
ASSEMBLÉE DES PROFILÉS DORMANT

MONTAGEM DOS PERFIS ARO MÓVEL VI.2
MOBILE FRAME PROFILES ASSEMBLY
ASSEMBLÉE DES PROFILÉS OUVRANT

MONTAGEM DOS ACESSÓRIOS VI.3
ACCESSORIES ASSEMBLY
ASSEMBLAGE DES ACCESSOIRES

MONTAGEM DOS PERFIS PARA TIPOLOGIAS DE CANTO VI.4
PROFILES ASSEMBLY FOR CORNER TYPOLOGIES
ASSEMBLAGE DES PROFILÉS POUR TYPOLOGIES D'ANGLE

MONTAGEM DOS PERFIS ARO FIXO
FIXED FRAME PROFILES ASSEMBLY
ASSEMBLAGE DES PROFILÉS DORMANTS

1 - Montagem a 45º.
45º assembly.
Assemblage à 45º.

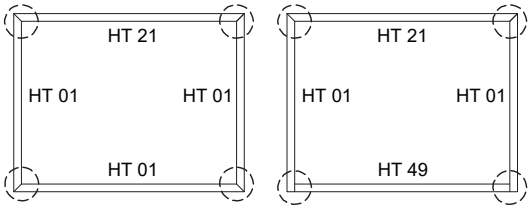

1.1 - Aplicar silicone à cor do perfil ou neutro na zona das esquadrias.
Apply silicone in the same color as the profiles or neutral in the frame's areas.
Appliquer du silicone sur la couleur des profilés ou neutre dans la zone des cadres.

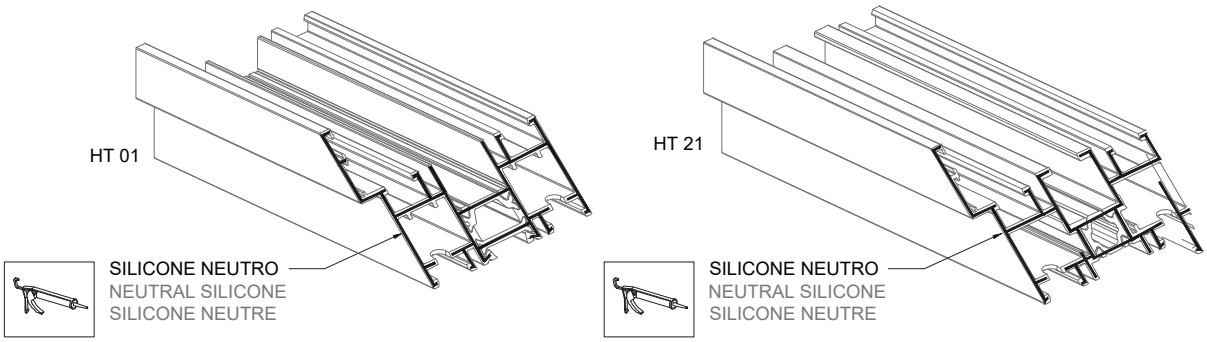

1.2 - Antes de se colocarem os esquadros de aperto, deverão encher-se as câmaras dos perfis fixos com silicone neutro, de modo a ficarem seladas.
Before placing the corner cleats, the fixed frame profiles channels must be filled with neutral silicone, in order to be sealed.
Avant d'installer les équerres, les chambres des profilés fixes doivent être remplies de silicone neutre afin d'être scellées.



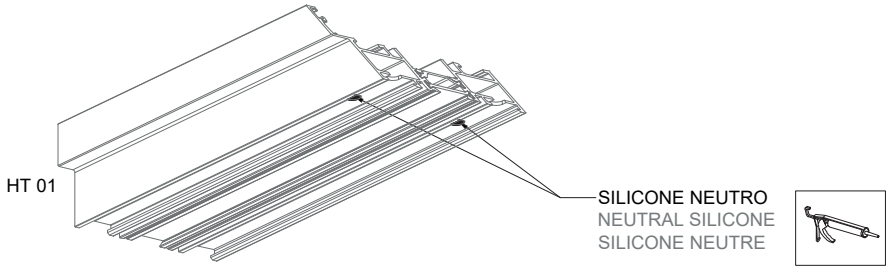

1.3 - Aplicação dos esquadros e cantos de alinhamento e preenchimento de todas as zonas de aperto dos esquadros, com silicone neutro.
Corner cleats and alignment corners application and filling all the tightening areas of the corner cleats with neutral silicone.
Application des équerres et angles d'alignement et remplissage de toutes les zones de serrage des équerres avec du silicone neutre.

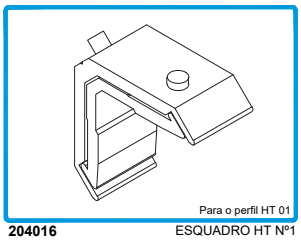

204016 ESQUADRO HT Nº1

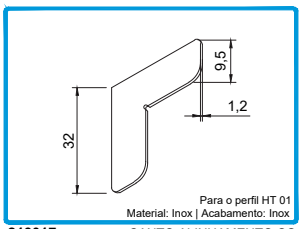

213017 CANTO ALINHAMENTO OS

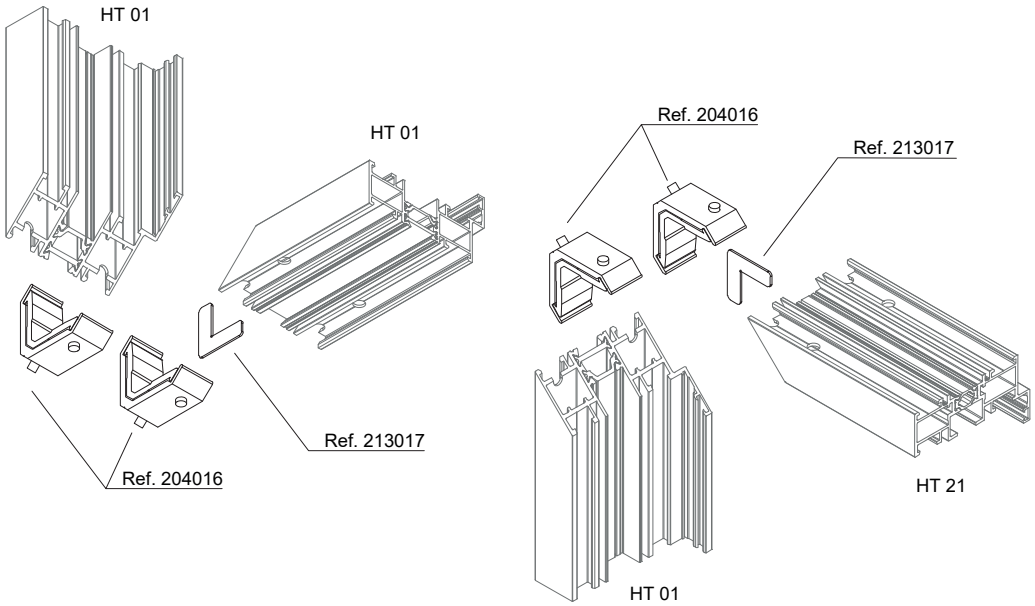

MONTAGEM DOS PERFIS ARO FIXO
FIXED FRAME PROFILES ASSEMBLY
ASSEMBLAGE DES PROFILÉS DORMANTS

2 - Montagem a 90º.
90º Assembly.
Assemblage à 90º.



2.1 - Fixação dos perfis ombreira HT 01 e soleira HT 49 usando parafusos.
HT 01 jamb and HT 49 sill profiles fixation using screws.
Fixation des profilés jambage HT 01 et seuil HT 49 à l'aide de vis.

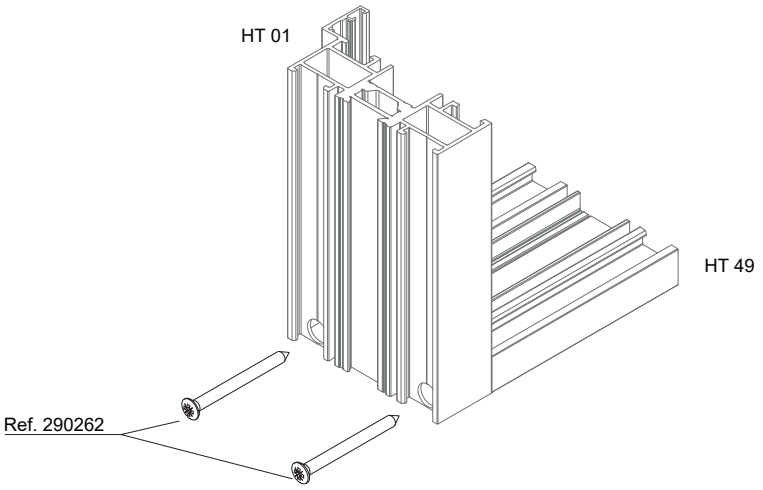

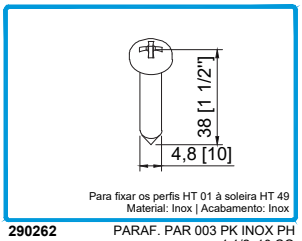

290262 PARAF. PAR 003 PK INOX PH 1 1/2x10 CQ

2.2 - Enchimento das câmaras nos 4 lados do aro fixo e colocação do aro ao sítio.
Filling the chambers on the 4 sides of the fixed frame and placing the frame in place.
Remplissage des chambres sur les 4 côtés du cadre dormant et mise en place du cadre.



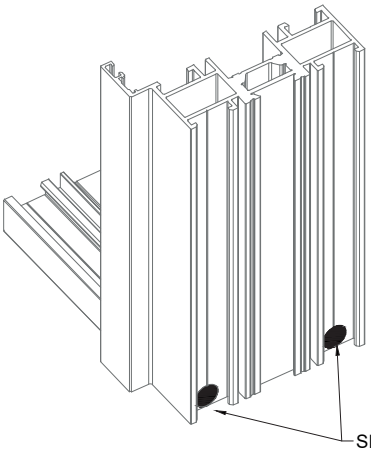

SILICONE NEUTRO
NEUTRAL SILICONE
SILICONE NEUTRE

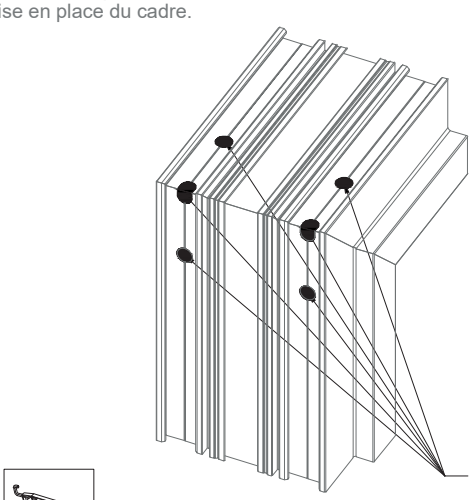

SILICONE NEUTRO
NEUTRAL SILICONE
SILICONE NEUTRE

2.3 - Fixação do perfil complementar batente.
Casement complementary profile fixation.
Fixation du profilé complémentaire battant.

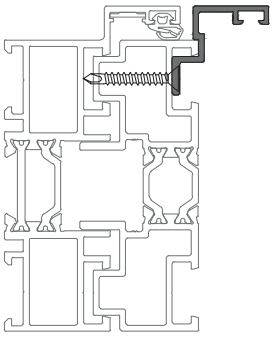

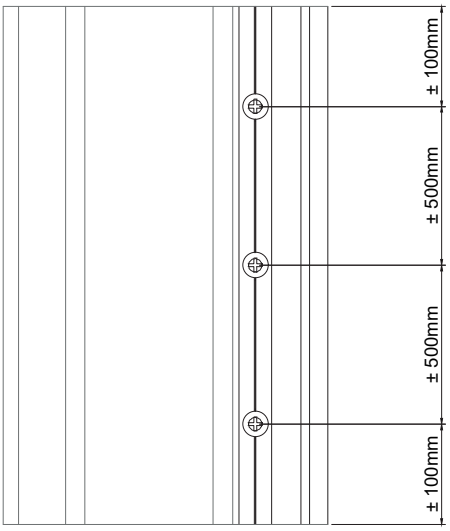

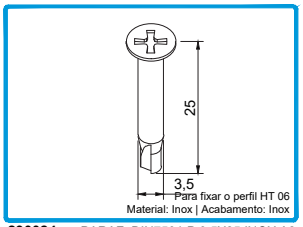

290024 PARAF. DIN7504-P 3,5X25 INOX A2

É necessário escarear os furos efetuados de forma a embeber a cabeça do parafuso.
It is necessary to countersink the drilled holes in order to embed the screw head.
Il est nécessaire de fraiser les trous percés afin d'encastrer la tête de vis.

MONTAGEM DOS PERFIS ARO FIXO
FIXED FRAME PROFILES ASSEMBLY
ASSEMBLAGE DES PROFILÉS DORMANTS

3 - Colocação de goteiras nos aros fixos.
Drips placing in fixed frames.
Placement des clapets sur les cadres dormants.

Colocar as goteiras pelo exterior do perfil e fixá-las com pontos de silicone nas extremidades.
Place he drips from the outside of the profile and fix them with silicone points at the edges.
Placer les volets extérieur à l'extérieur du profilé et fixer-les avec des points de silicone aux extrémités.

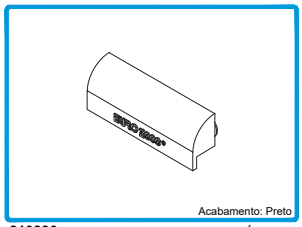
Acabamento: Preto
210280 GOTEIRA SOS C/VÁLVULA


Acabamentos: Preto e Transparente
210265 GOTEIRA C/ VÁLV. BOLA

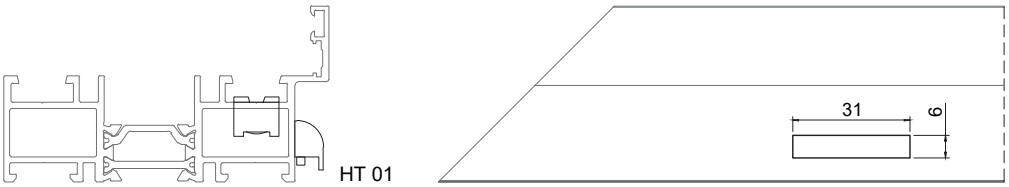

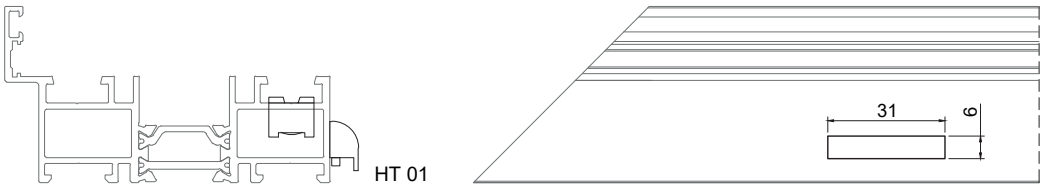

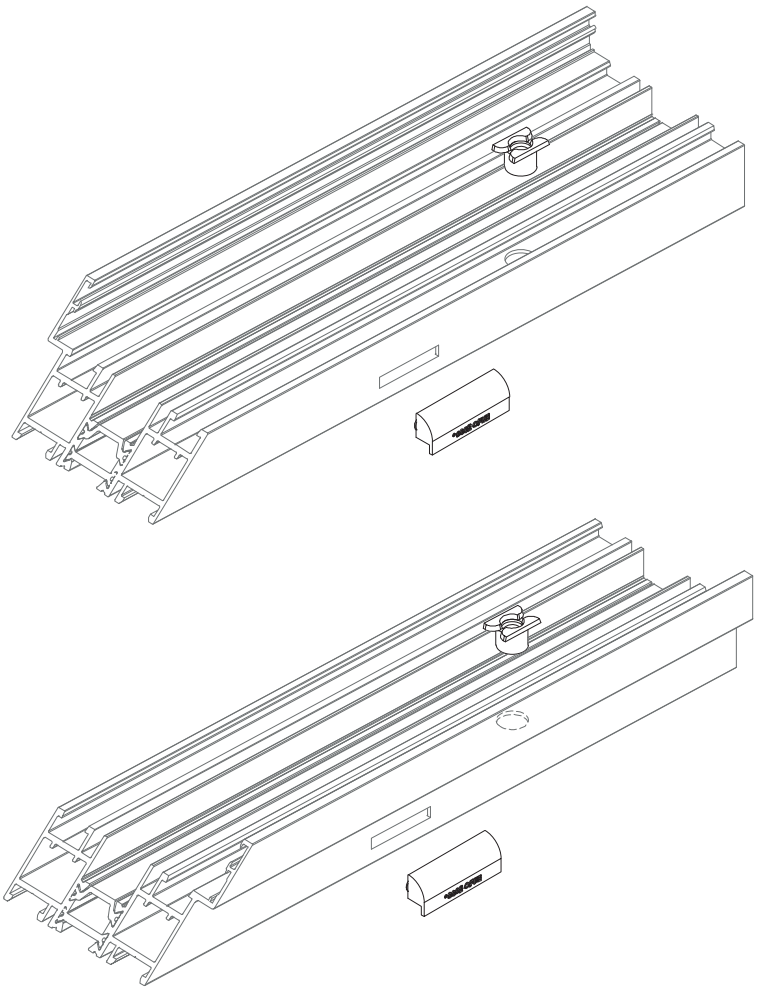

MONTAGEM DOS PERFIS ARO FIXO
FIXED FRAME PROFILES ASSEMBLY
ASSEMBLAGE DES PROFILÉS DORMANTS

4 - Aplicação de vedantes nos aros fixos.
Seals aplication in fixed frames.
Application des joints sur les cadres dormants.

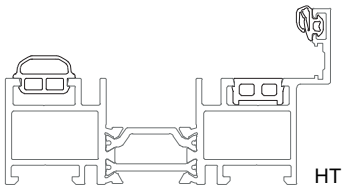
HT 01

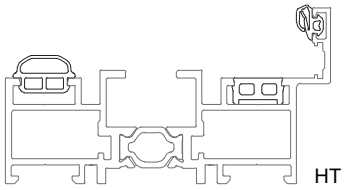
HT 21

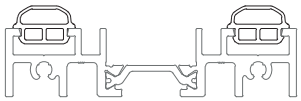
HT 49

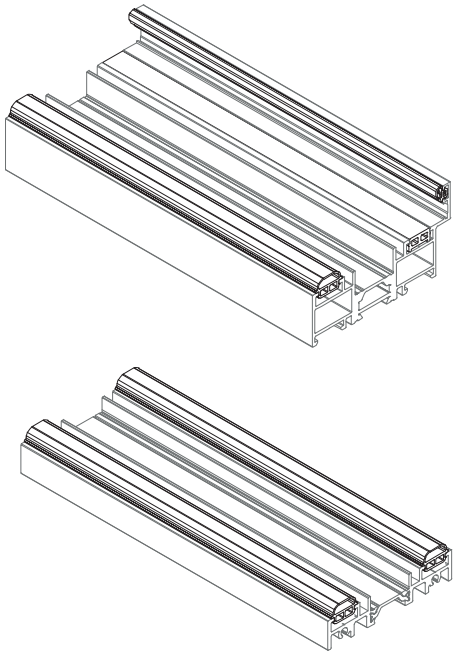

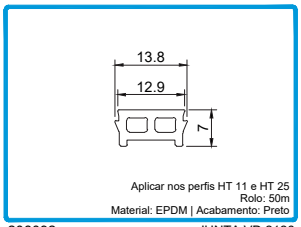

208092 JUNTA VD 2126

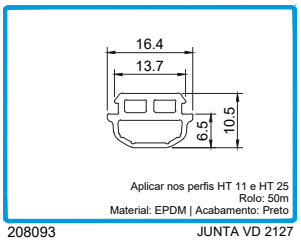

208093 JUNTA VD 2127

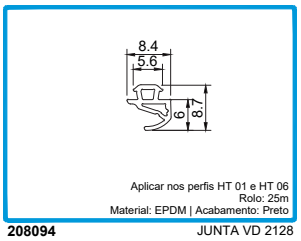

208094 JUNTA VD 2128

5 - Aplicação do perfil guia HT 801 nos aros fixos.
HT 801 rail profile application in fixed frames.
Applicação du profilé de guide HT 801 sur les cadres dormants.

O perfil HT 801 deverá ser aplicado nas soleiras, conforme esquemas abaixo:
The HT 801 profile must be applied in the sills , according to the schemes below:
Le profilé HT 801 doit être appliqué aux seuils, selon les schémas ci-dessous:

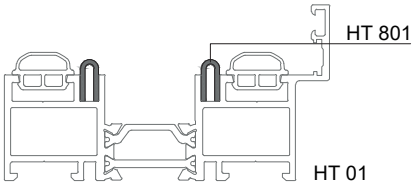

HT 01

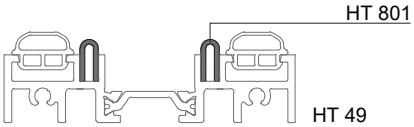

HT 49

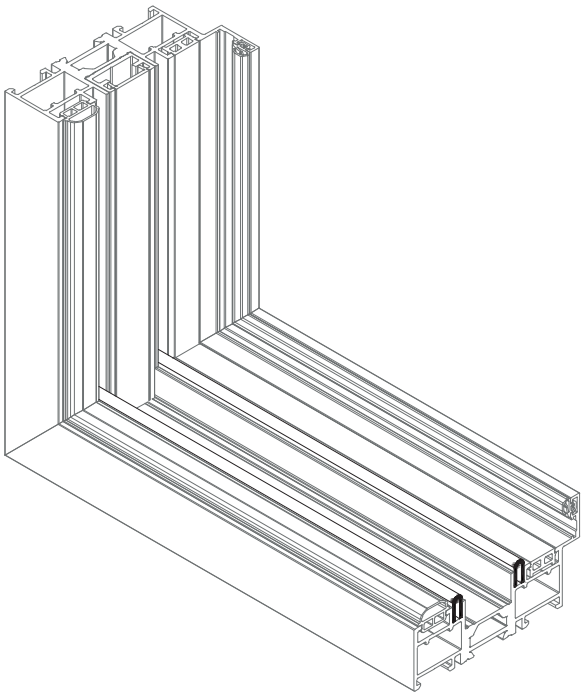

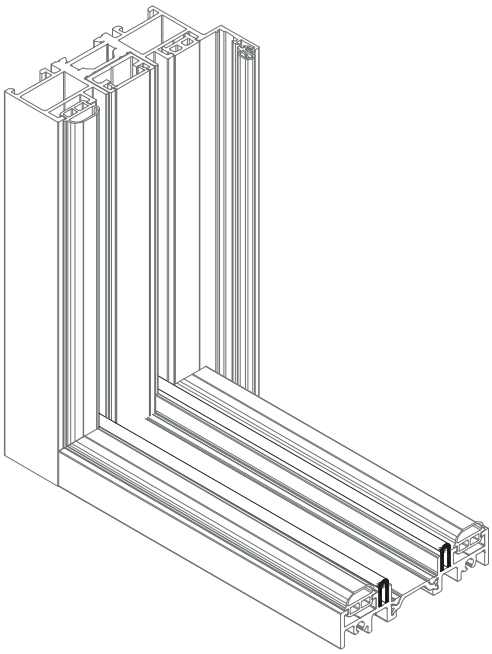

MONTAGEM DOS PERFIS ARO FIXO
FIXED FRAME PROFILES ASSEMBLY
ASSEMBLAGE DES PROFILÉS DORMANTS

6 - Aplicação do perfil lateral de ajuste HT 82.
HT 82 adjustable jamb profile application.
Application du profilé de jambage réglable HT 82.

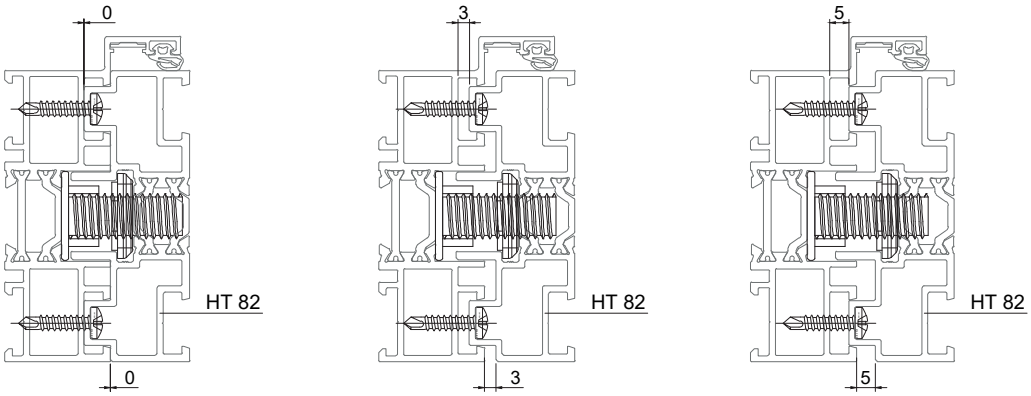

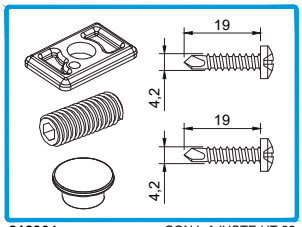

212964 CONJ. AJUSTE HT 82

PASSO | STEP | ÉTAPE 1:
Colocação dos acessórios no perfil HT 82.
Accessories application in the HT 82 profile.
Fixation d'accessoires au profilé HT 82.

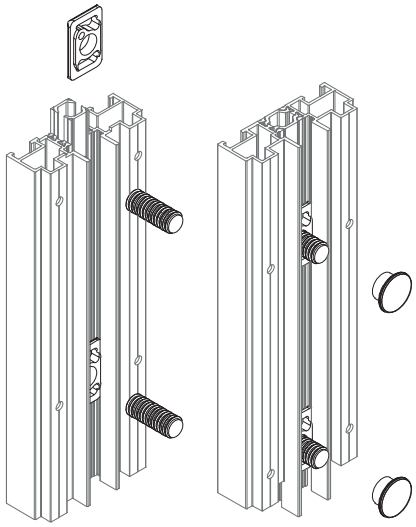

PASSO | STEP | ÉTAPE 2:
Colocação do perfil HT 82 nos perfis laterais do aro fixo.
Placement of the HT 82 profile on the side profiles of the fixed frame.
Poser du profilé HT 82 sur les profilés latéraux du cadre dormant.

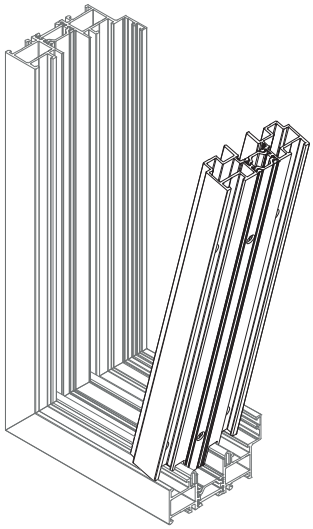

PASSO | STEP | ÉTAPE 3:
Ajustar a posição do perfil HT 82.
Adjust the position of the HT 82 profile.
Ajuster la position du profil HT 82.

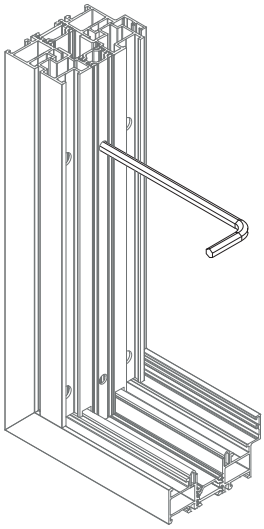

PASSO | STEP | ÉTAPE 4:
Fixação do perfil HT 82 ao aro fixo.
Fixing the HT 82 profile to the fixed frame.
Fixation du profilé HT 82 au cadre dormant.

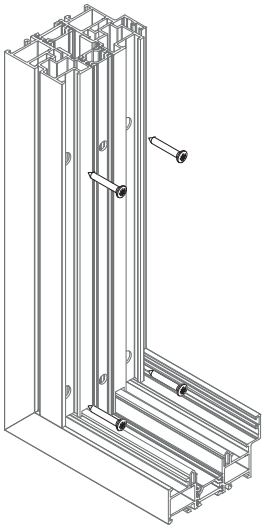

MONTAGEM DOS PERFIS ARO MÓVEL
MOBILE FRAME PROFILES ASSEMBLY
ASSEMBLAGE DES PROFILÉS OUVRANTS

HT 11



1 - Aplicar silicone à cor do perfil ou neutro na zona das esquadrias.
Apply silicone in the same color as the profiles or neutral in the frame's areas.
Appliquer du silicone sur la couleur des profilés ou neutre dans la zone des cadres.

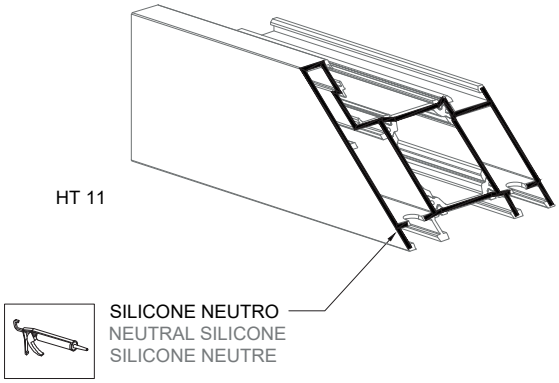



2 - Antes de se colocarem os esquadros de aperto, deverão encher-se as câmaras dos perfis fixos com silicone neutro, de modo a ficarem seladas.
Before placing the corner cleats, the fixed frame profiles channels must be filled with neutral silicone, in order to be sealed.
Avant d'installer les étriers de serrage, les chambres des profilés fixes doivent être remplies de silicone neutre afin d'être scellées.

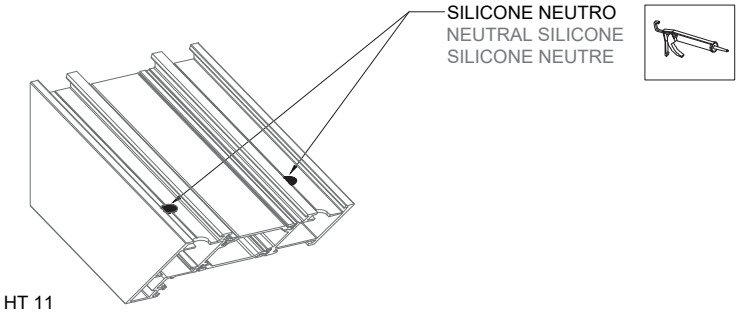

3 - Aplicação dos esquadros e cantos de alinhamento e preenchimento de todas as zonas de aperto dos esquadros, com silicone neutro.
Corner cleats and alignment corners application and filling all the tightening areas of the corner cleats with neutral silicone.
Application des équerres et angles d'alignement et remplissage de toutes les zones de serrage des équerres avec du silicone neutre.

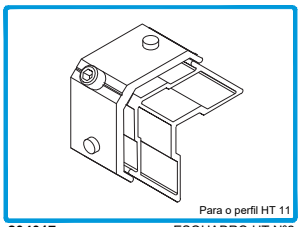

204017 ESQUADRO HT Nº2

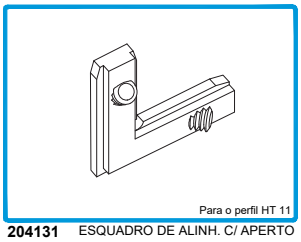

204131 ESQUADRO DE ALINH. C/ APERTO

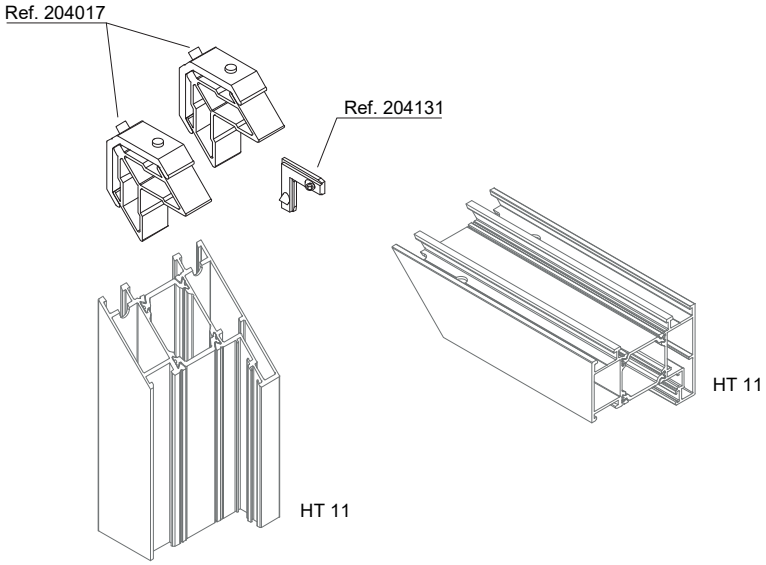

MONTAGEM DOS PERFIS ARO MÓVEL
MOBILE FRAME PROFILES ASSEMBLY
ASSEMBLAGE DES PROFILÉS OUVRANTS

4 - Aplicação de vedantes.
Seals aplication.
Application des joints.

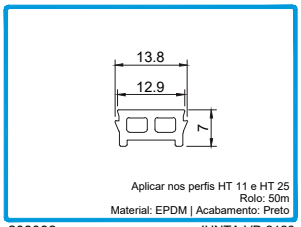

208092 JUNTA VD 2126

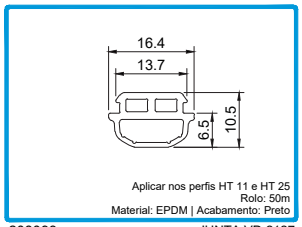

208093 JUNTA VD 2127

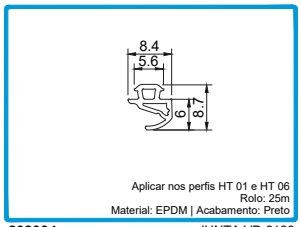

208094 JUNTA VD 2128

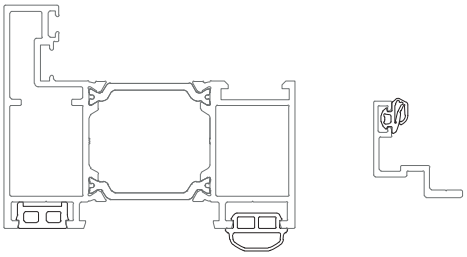

5 - Fixação do perfil complementar batente.
Casement complementary profile fixation.
Fixation du profilé complémentaire battant.

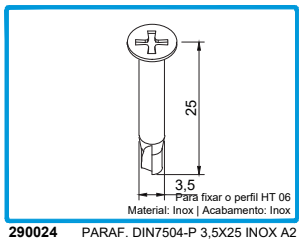

290024 PARAF. DIN7504-P 3,5X25 INOX A2

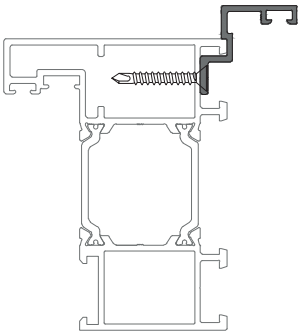

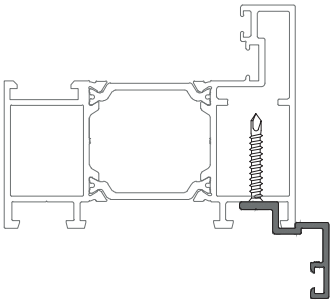

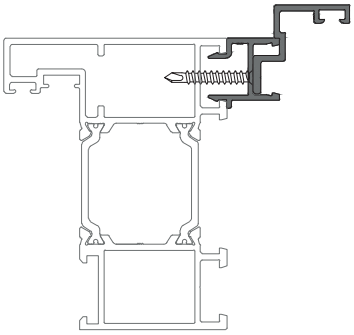

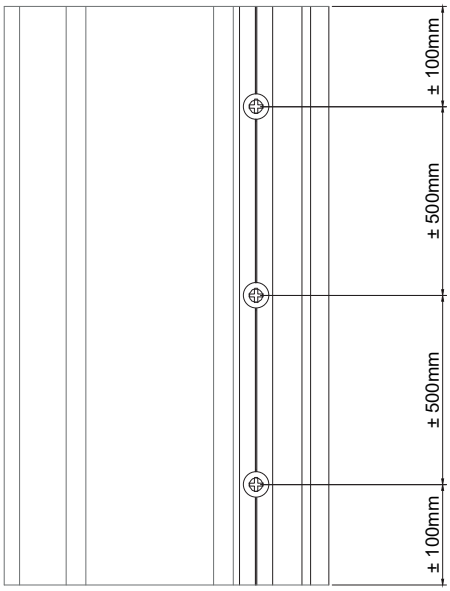

É necessário escarear os furos efetuados de forma a embeber a cabeça do parafuso.
It is necessary to countersink the drilled holes in order to embed the screw head.
Il est nécessaire de fraiser les trous percés afin d'encastrer la tête de vis.

MONTAGEM DOS PERFIS ARO MÓVEL
MOBILE FRAME PROFILES ASSEMBLY
ASSEMBLAGE DES PROFILÉS OUVRANTS

6 - Aplicação dos calços de vidro.
Glass shims application.
Application des cales du verre.

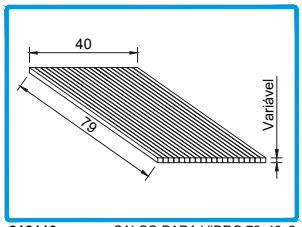

218113	CALÇO PARA VIDRO 79x40x2
218109	CALÇO PARA VIDRO 79x40x3
218111	CALÇO PARA VIDRO 79x40x4
218112	CALÇO PARA VIDRO 79x40x5

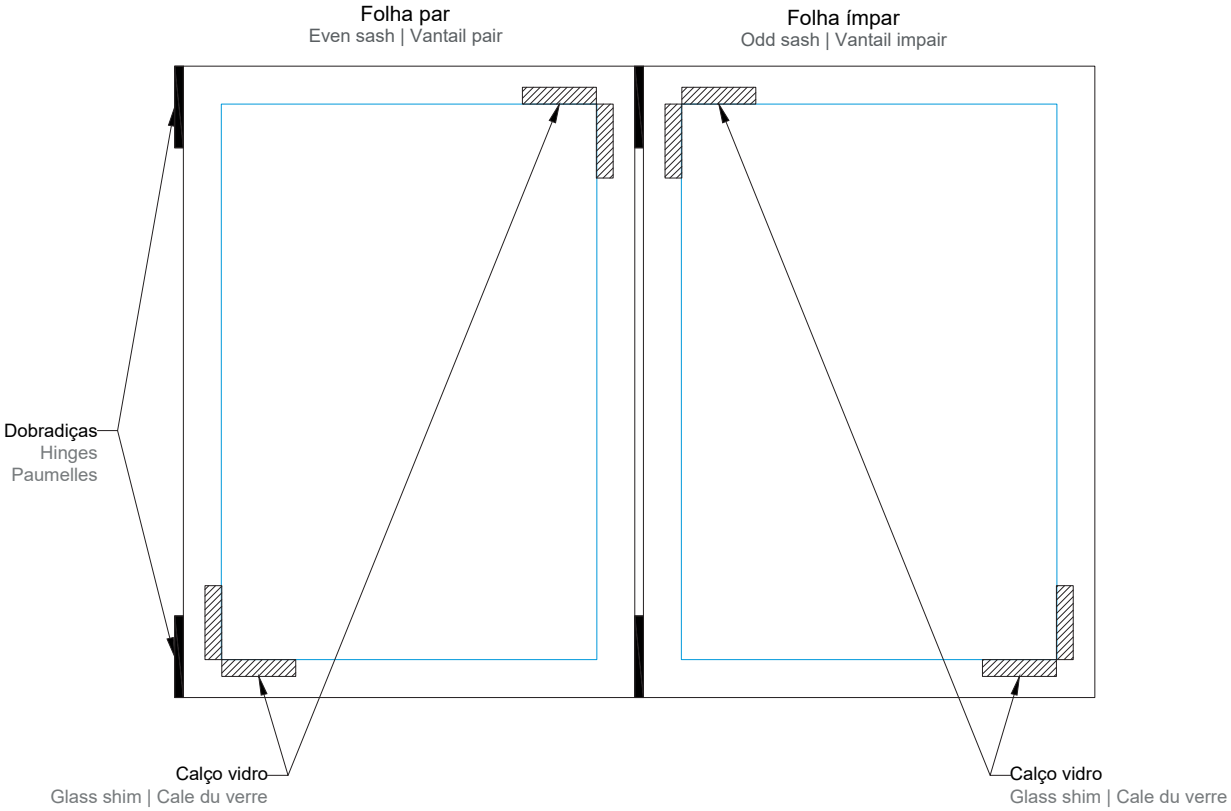

Os calços de vidro deverão ser sempre aplicados de forma simétrica entre folhas consecutivas.
Glass shims should always be applied symmetrically between consecutive sheets.
Les cales de verre doivent toujours être appliquées symétriquement entre les feuilles consécutives.

MONTAGEM DOS ACESSÓRIOS
ACCESSORIES ASSEMBLY
ASSEMBLAGE DES ACCESSOIRES

1 - Aplicação das dobradiças com puxador.
Pulling hinges application.
Application des paumelles avec poignée.

202017 DOBRADIÇA C/ PUX. HT 8816.12

EXEMPLO | **EXAMPLE** | **EXEMPLE**

Tipologia 761 - abertura interior
Tipology 761 - inward opening | Typologie 761 - ouverture vers l'intérieure

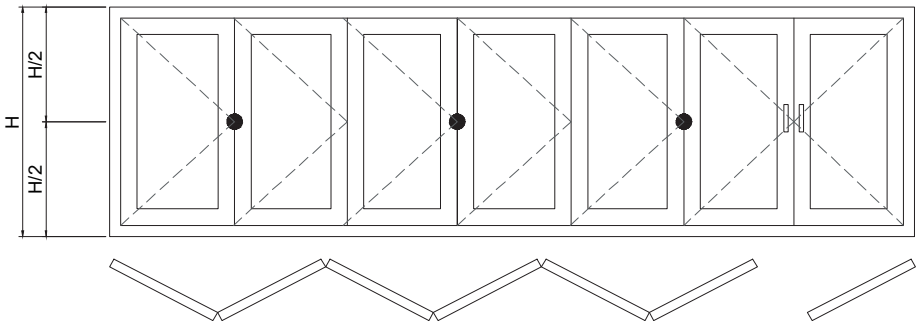

● Posição de aplicação
Application position
Position d'application

2 - Aplicação das dobradiças 3 lemes com puxador.
3 Flaps pulling hinges application.
Application des paumelles de 3 lames avec poignée.

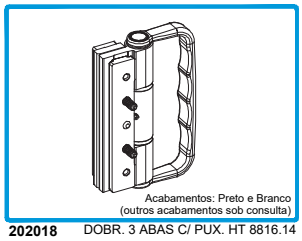

202018 DOBR. 3 ABAS C/ PUX. HT 8816.14

EXEMPLO | **EXAMPLE** | **EXEMPLE**

Tipologia 761 - abertura exterior
Tipology 761 - outward opening | Typologie 761 - ouverture vers l'extérieure

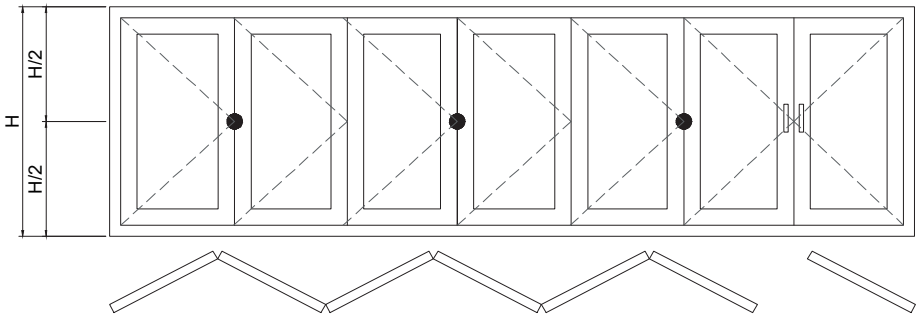

● Posição de aplicação
Application position
Position d'application

3 - Aplicação das dobradiças 3 abas.
3 Flaps hinges application.
Application des paumelles de 3 lames.

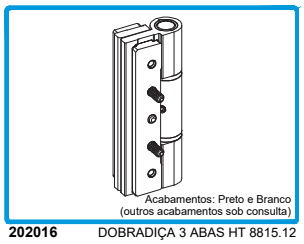

202016 DOBRADIÇA 3 ABAS HT 8815.12

EXEMPLO | **EXAMPLE** | **EXEMPLE**

Tipologia 761 - abertura interior
Tipology 761 - inward opening | Typologie 761 - ouverture vers l'intérieure

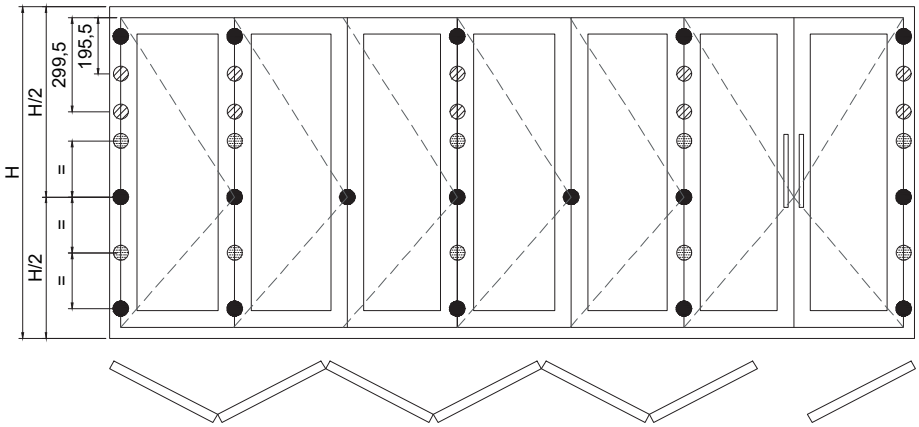

● Quantidade Base (para folhas com P<90kg e H<2200mm)
Standard Quantity (for sashes with P<90kg and H<2200mm)
Quantité Standard (pour vantaux avec P<90kg et H<2200mm)

⊘ Aumento 1 (para folhas com P<90kg e 2200mm<H<3000mm)
Increase 1 (for sashes with P<90kg and 2200mm<H<3000mm)
Augmente 1 (pour vantaux avec P<90kg et 2200mm<H<3000mm)

◍ Aumento 2 (para folhas com P<90kg e H>3000mm)
Increase 2 (for sashes with P<90kg and H>3000mm)
Augmente 2 (pour vantaux avec P<90kg et H>3000mm)

MONTAGEM DOS ACESSÓRIOS
ACCESSORIES ASSEMBLY
ASSEMBLAGE DES ACCESSOIRES

4 - Aplicação das dobradiças 3 abas.
3 Flaps hinges application.
Application des paumelles de 3 lames.

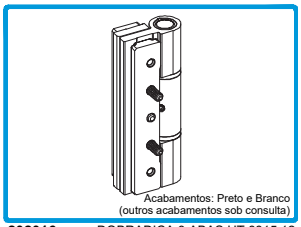

202016 DOBRADIÇA 3 ABAS HT 8815.12

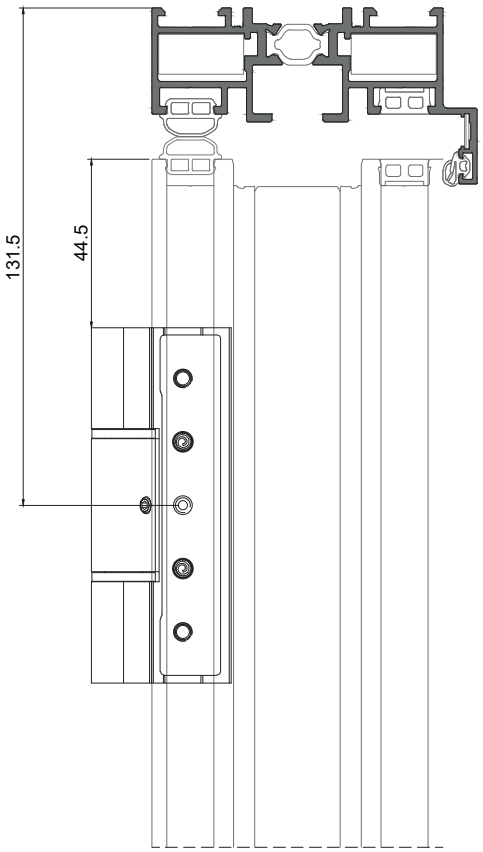

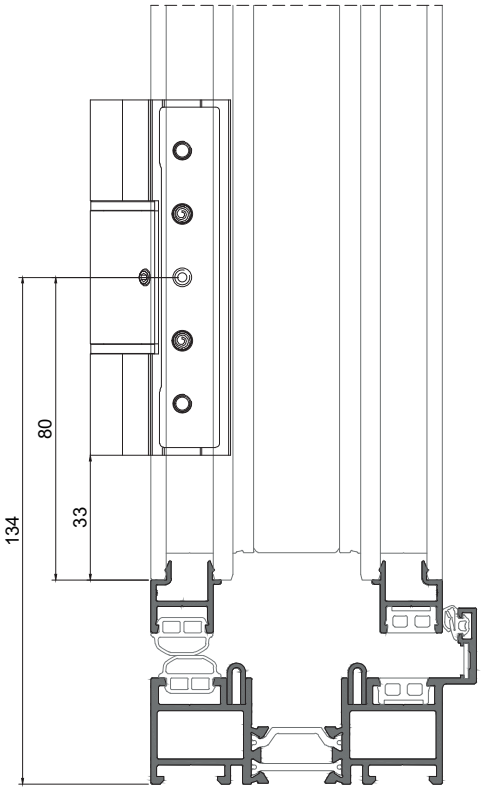

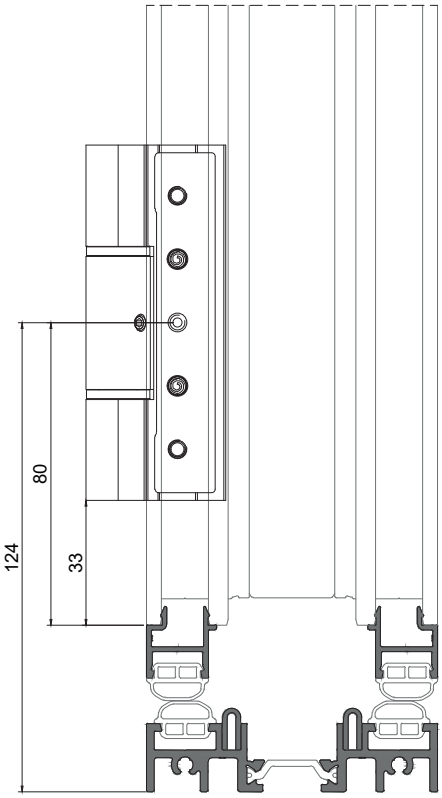

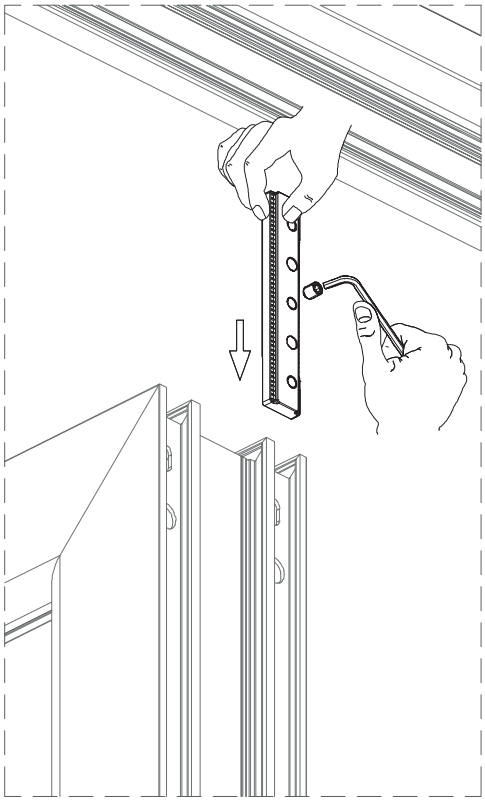

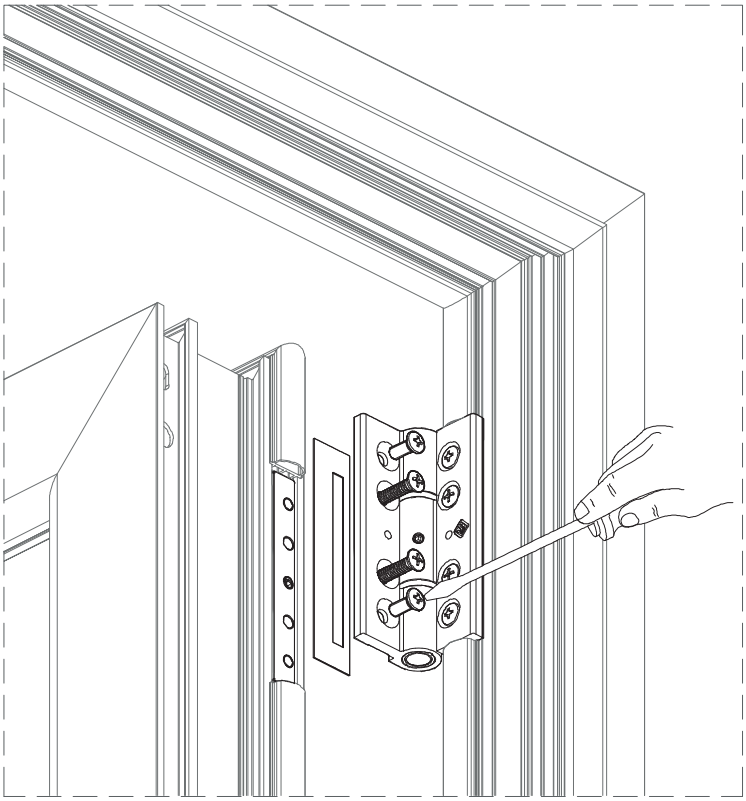

MONTAGEM DOS ACESSÓRIOS
ACCESSORIES ASSEMBLY
ASSEMBLAGE DES ACCESSOIRES

5 - Aplicação do Conj. Dobradiça+Guia Inf/Sup.
Bottom/Top Hinge+Guide Kit application.
Application du Kit de Paumelles+Guide Inf/Sup.

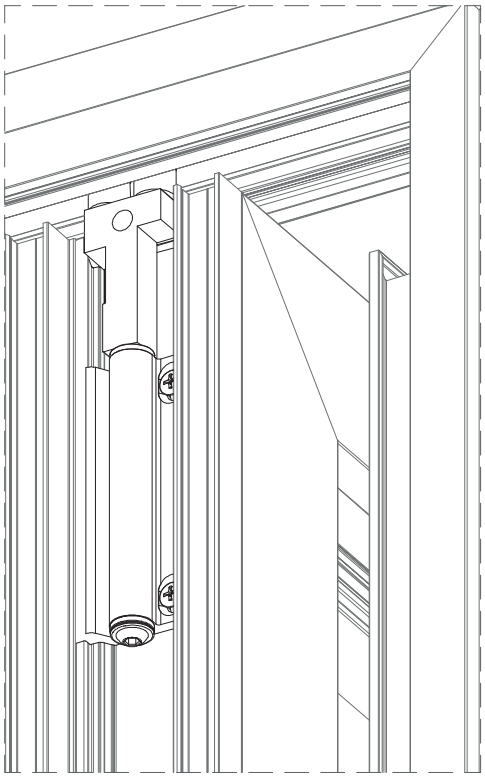

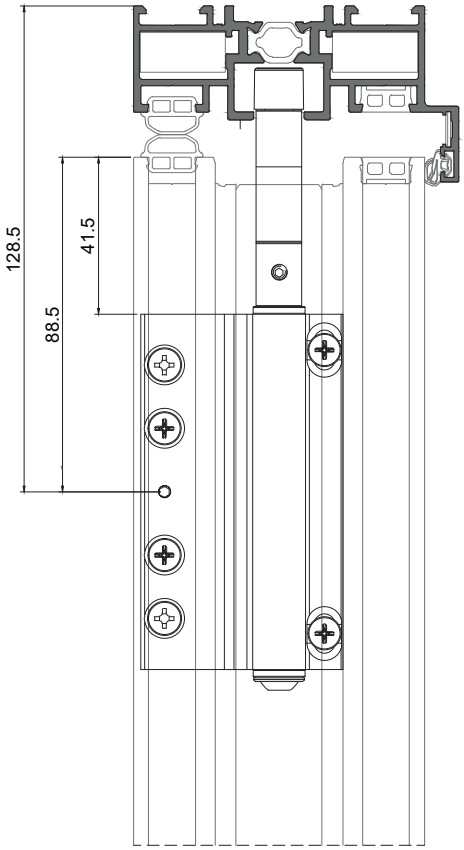

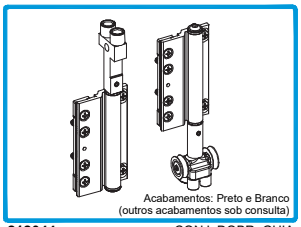

212044 CONJ. DOBR+GUIA INF/SUP HT 8811.1

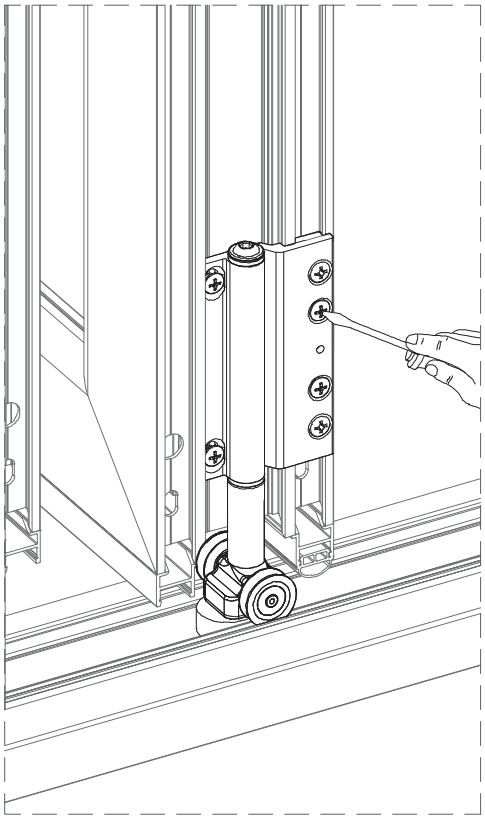

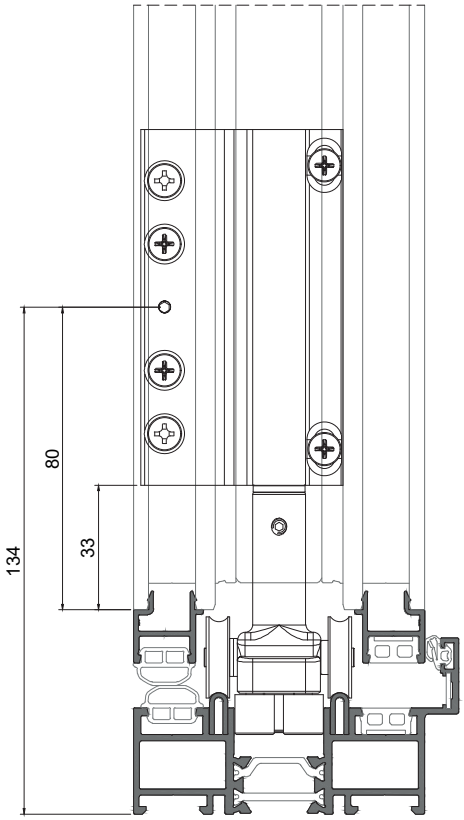

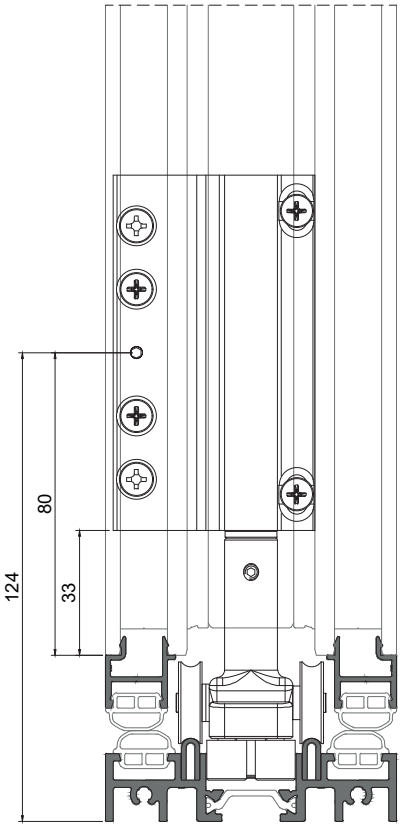

MONTAGEM DOS ACESSÓRIOS
ACCESSORIES ASSEMBLY
ASSEMBLAGE DES ACCESSOIRES

6 - Aplicação do Conj. Dobradiça+Rolamento Inf/Sup.
Bottom/Top Hinge+Roller Kit application.
Application du Kit de Paumelles+Roulement Inf/Sup.

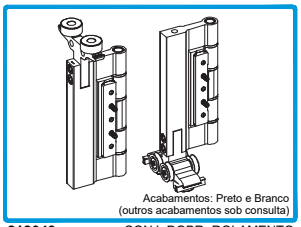

212043 CONJ. DOBR+ROLAMENTO INF/SUP HT 8810.1

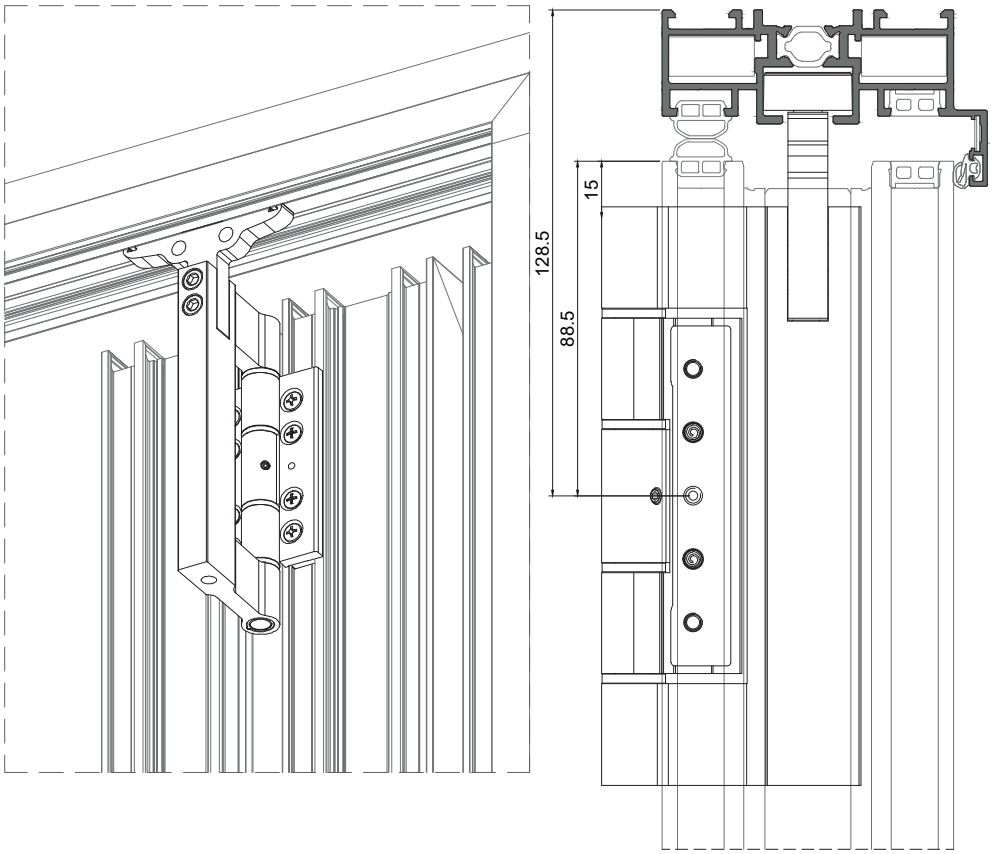

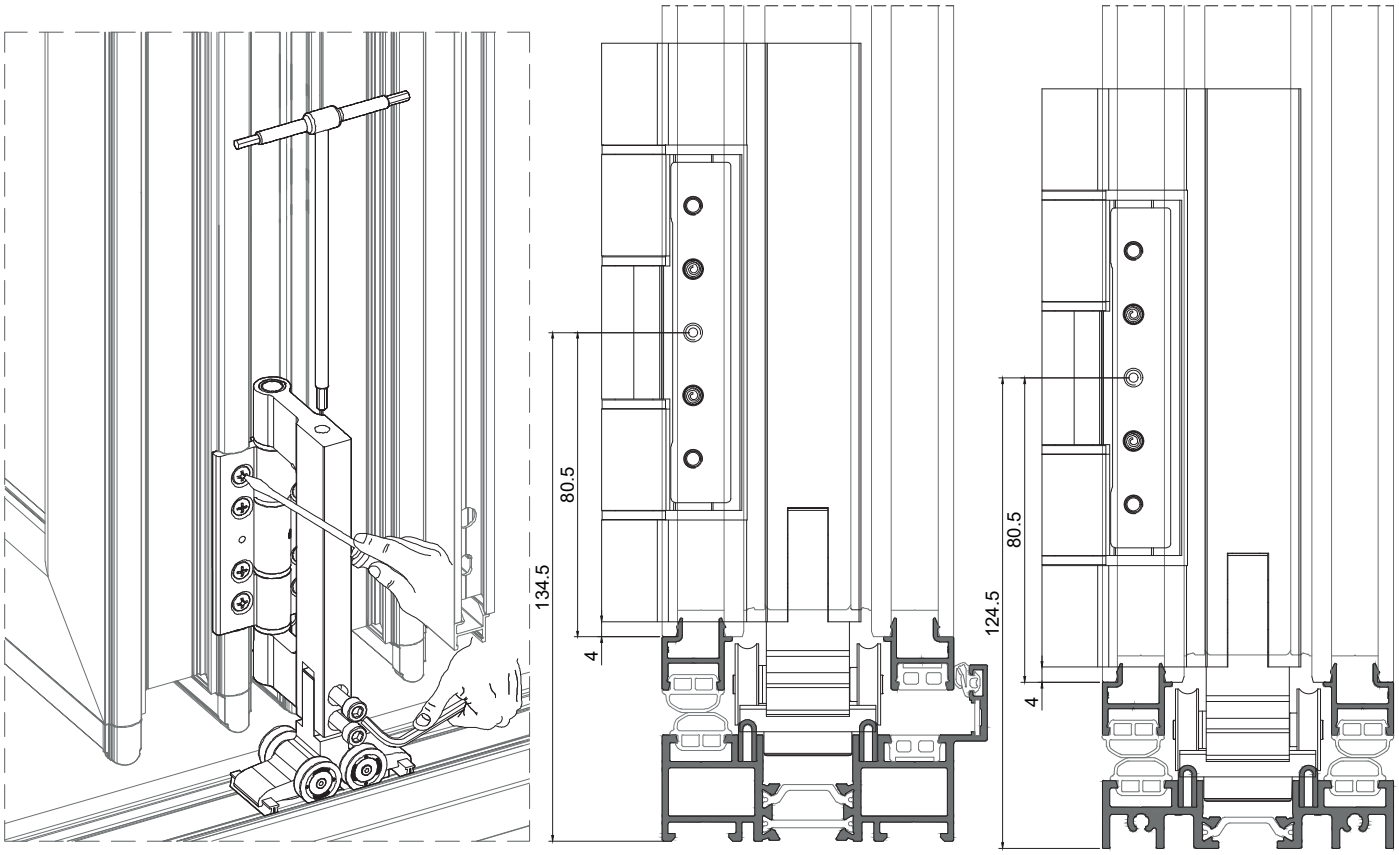

MONTAGEM DOS ACESSÓRIOS
ACCESSORIES ASSEMBLY
ASSEMBLAGE DES ACCESSOIRES

7 - Aplicação do Conj. Mecanismo Bidirecional com calço e Manípulo Articulado.
Bidirectional Mechanism Kit with shim and Foldable System Handle application.
Application du Kit de Mécanisme Bidirectionnel avec cale et Poignée pour systéme repliable.

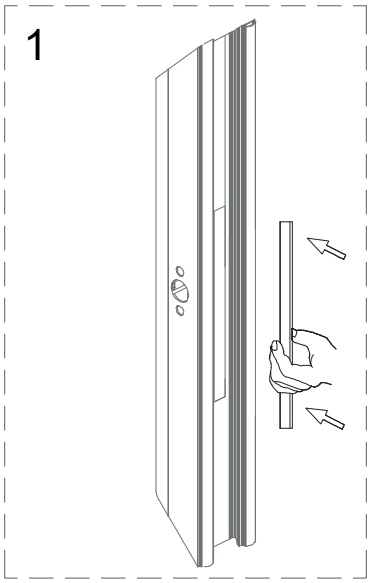

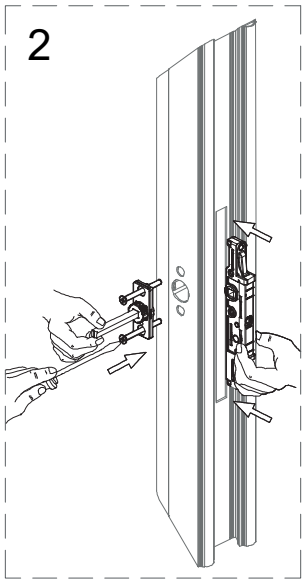

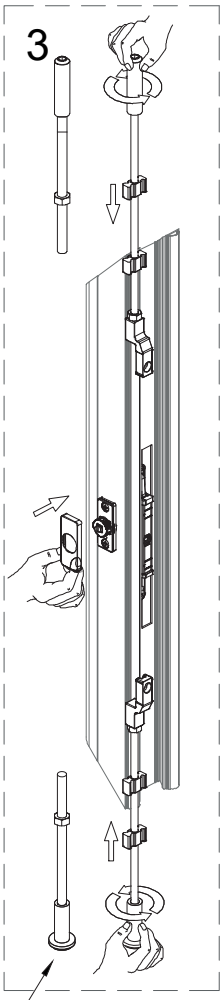

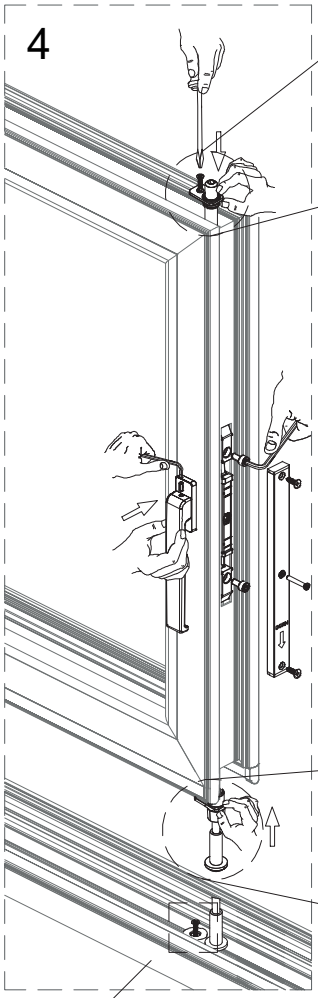

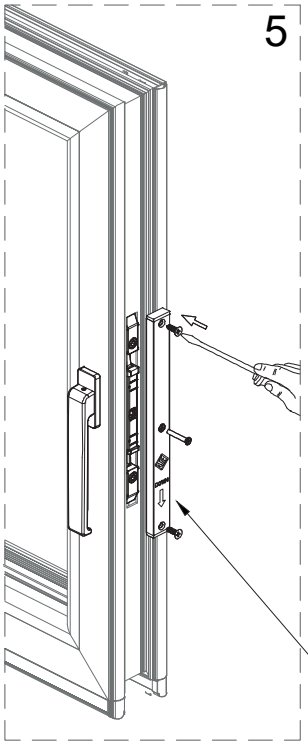

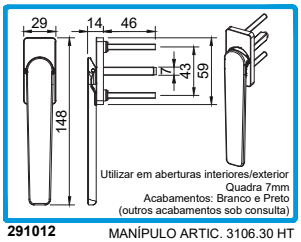

291012 MANÍPULO ARTIC. 3106.30 HT

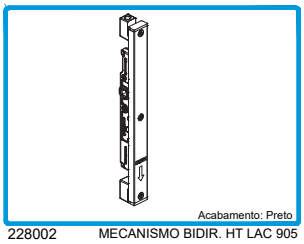

228002 MECANISMO BIDIR. HT LAC 905

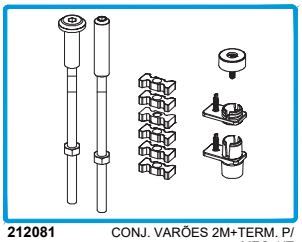

212081 CONJ. VARÕES 2M+TERM. P/ MEC. HT

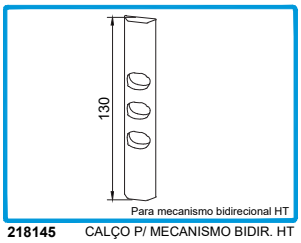

218145 CALÇO P/ MECANISMO BIDIR. HT

TODA ESTA OPERAÇÃO DEVERÁ SER FEITA ANTES DE FECHAR AS ESQUADRIAS DA FOLHA
THIS ENTIRE OPERATION MUST BE DONE BEFORE CLOSING THE MOBILE FRAME
TOUTE CETTE OPÉRATION DOIT ÊTRE EFFECTUÉE AVANT DE FERMER LES OUVRANTES

ATENÇÃO À POSIÇÃO DO MECANISMO
ATTENTION TO THE POSITION OF THE MECHANISM
ATTENTION À LA POSITION DU MÉCANISME

Aplicar nas folhas terminais, em **tipologias ímpares**
Apply on the terminal sashes, in **odd typologies**
Appliquer sur les vantaux terminales, en **typologies impaires**

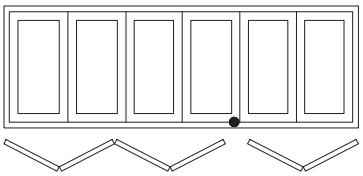

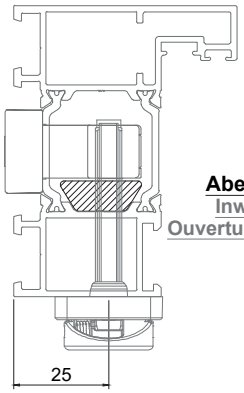

Aberturas interior/exterior.
Inward/outward openings.
Ouvertures vers l'intérieur/extérieur.

MONTAGEM DOS ACESSÓRIOS
ACCESSORIES ASSEMBLY
ASSEMBLAGE DES ACCESSOIRES

8 - Aplicação dos Conj. Topos p/ VD 2126 e 2127.
2126 and 2127 Gasket End-caps Kit application.
Application des Kits d'Embouts pour Joints 2126 et 2127.

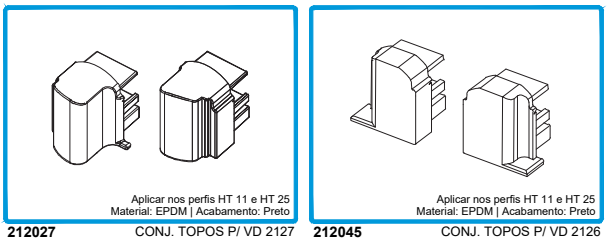

212027 CONJ. TOPOS P/ VD 2127 **212045** CONJ. TOPOS P/ VD 2126

A escolha do Topo a aplicar depende do vedante vertical:
The choice of the End-cap to apply depends on the vertical gasket:
Le choix d'Embout à appliquer dépend du joint vertical:

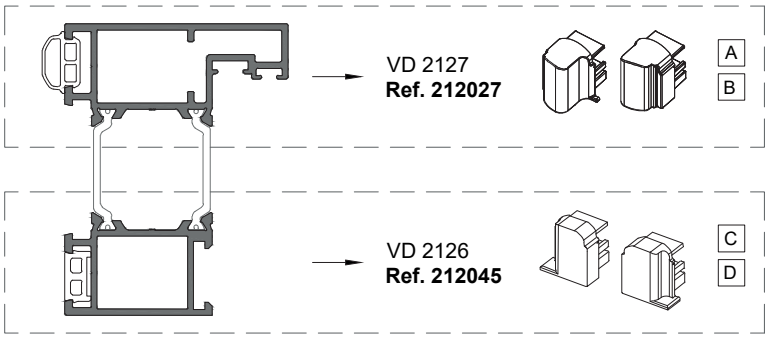

A necessidade de cortar o Topo depende do vedante horizontal:
The need to cut the End-cap depends on the horizontal gasket:
La nécessité de découper le'Embout dépend du joint horizontal:

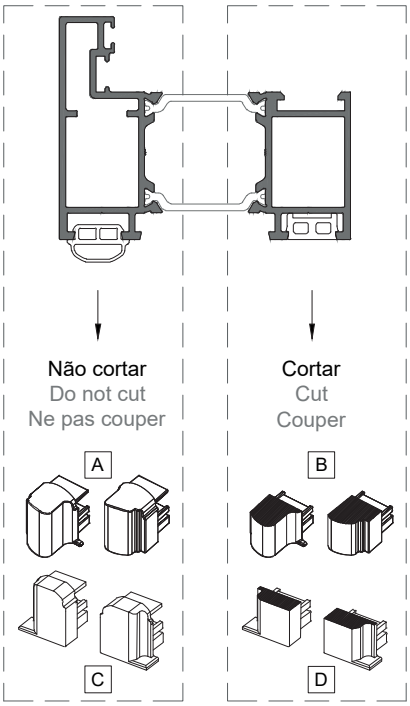

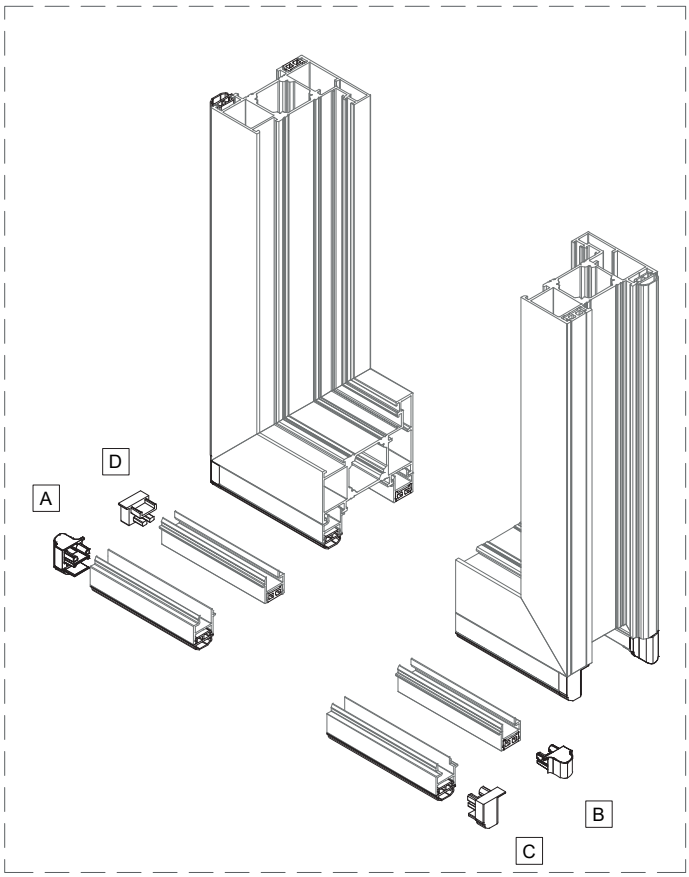

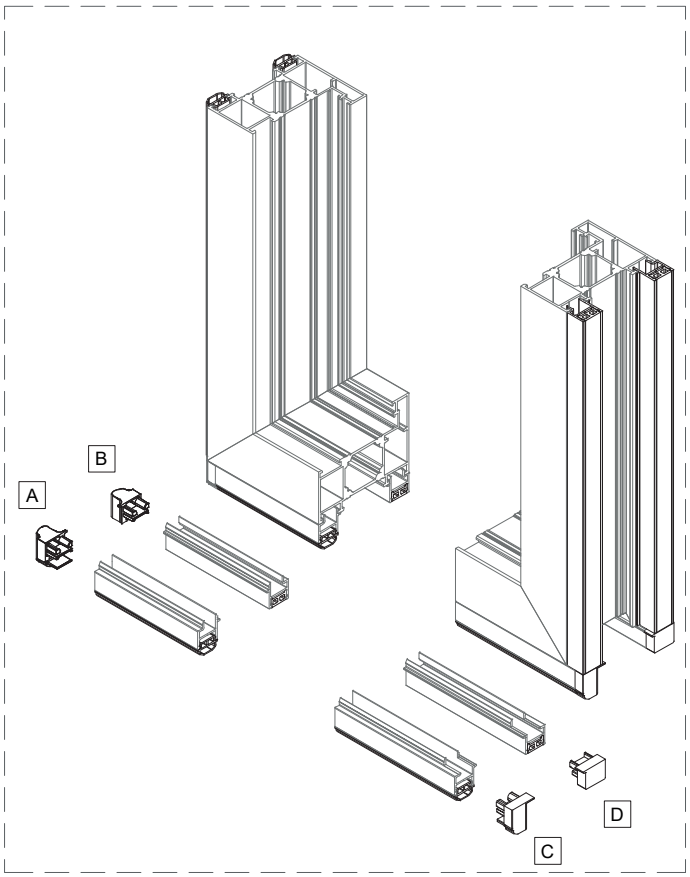

MONTAGEM DOS ACESSÓRIOS
ACCESSORIES ASSEMBLY
ASSEMBLAGE DES ACCESSOIRES

9 - Aplicação dos Conj. Ponto Fecho Suplem. 4227 HT e de Calços Nº 1.
Additional Closing Point and No. 1 Shim Kits application.
Application des Kits de Point de Fermeture Supplémentaire et Cales Nº 1.

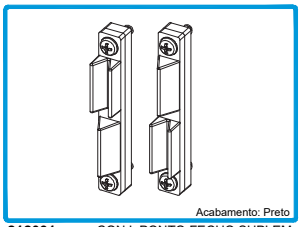

212031 CONJ. PONTO FECHO SUPLEM. HT 4227

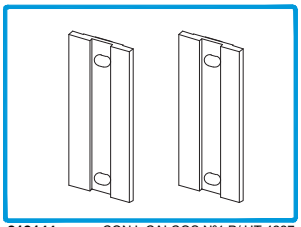

212144 CONJ. CALÇOS Nº1 P/ HT 4227

EXEMPLO | **EXAMPLE** | **EXEMPLE**

Tipologia 761 - abertura interior
Tipology 761 - inward opening | Typologie 761 - ouverture vers l'intérieure

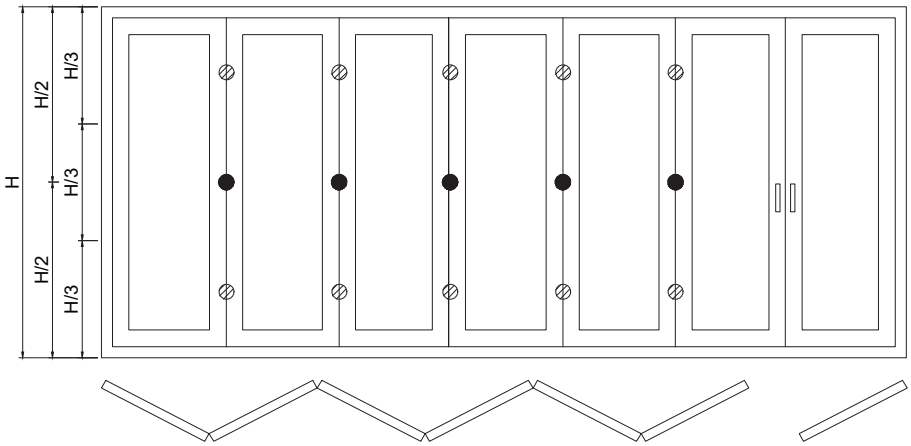

● Posição de aplicação
(para folhas com H<2200mm)
Application position
(for sashes with H<2200mm)
Position d'application
(pour vantaux avec H<2200mm)

⊘ Posição de aplicação
(para folhas com H>2200mm)
Application position
(for sashes with H>2200mm)
Position d'application
(pour vantaux avec H>2200mm)

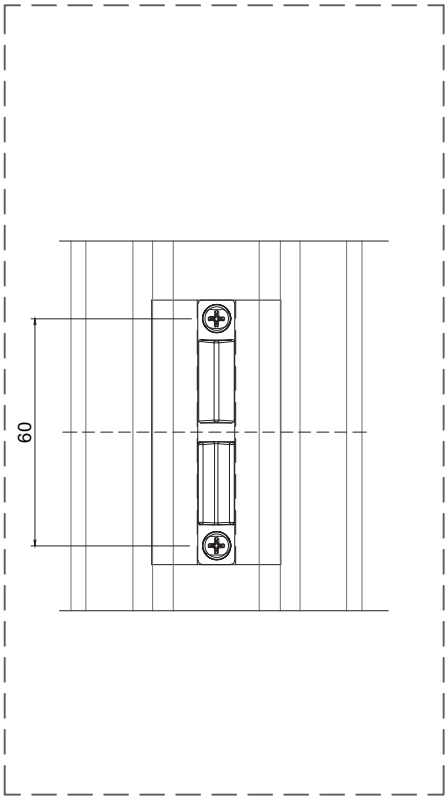

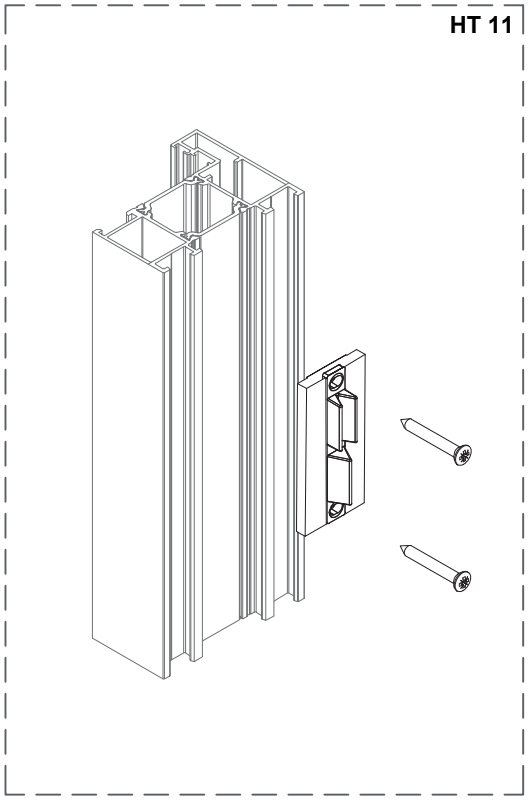

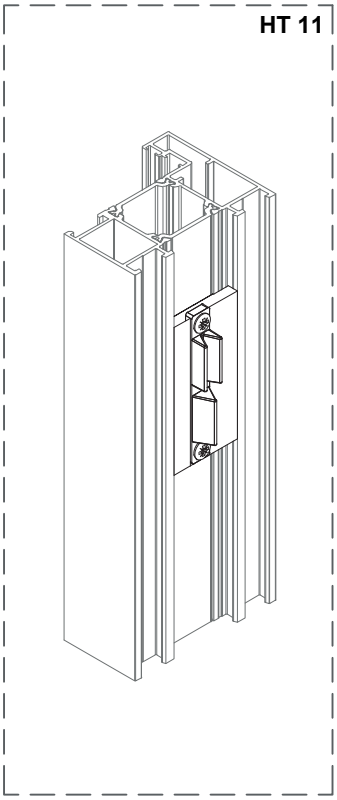

NOTA | NOTE | REMARQUE:
A aplicação do Conj. Calços Nº1 p/ HT 4227 substitui a utilização do calço incluído no Conj. Ponto de Fecho suplementar HT 4227.
The application of the No. 1 Shims Kit for 4227 HT replaces the use of the shim included in the HT 4227 Additional Closing Point Kit.
L' application du Kit de cales Nº1 pour HT 4227 remplace le cale incluse dans les Kits de Point de Fermeture Supplémentaire HT 4227.

MONTAGEM DOS ACESSÓRIOS
ACCESSORIES ASSEMBLY
ASSEMBLAGE DES ACCESSOIRES

10 - Aplicação dos Conj. Ponto Fecho Suplem. 4227 HT e de Calços Nº 2.
Additional Closing Point and No. 2 Shim Kits application.
Application des Kits de Point de Fermeture Supplémentaire et Cales Nº 2.

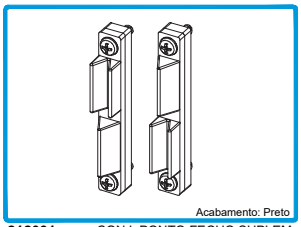

212031 CONJ. PONTO FECHO SUPLEM. HT 4227

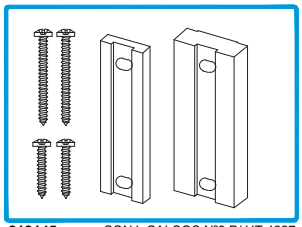

212145 CONJ. CALÇOS Nº2 P/ HT 4227

EXEMPLO | EXAMPLE | EXEMPLE

Tipologia 660 - abertura interior
Tipology 660 - inward opening | Typologie 660 - ouverture vers l'intérieure

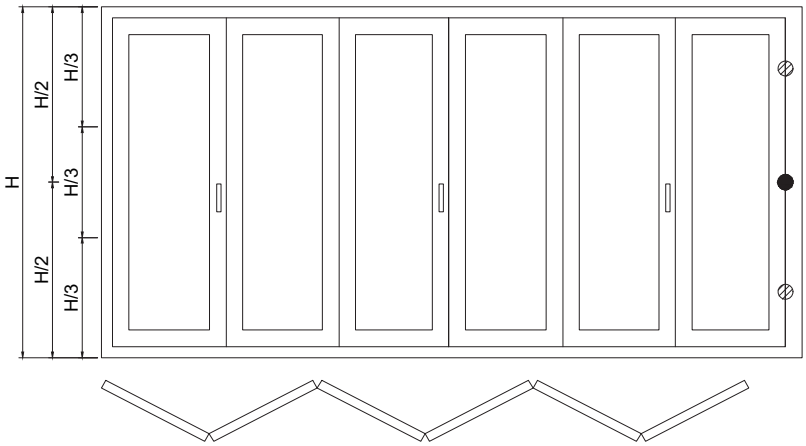

● Posição de aplicação
(para folhas com H<2200mm)
Application position
(for sashes with H<2200mm)
Position d'application
(pour vantaux avec H<2200mm)

⊘ Posição de aplicação
(para folhas com H>2200mm)
Application position
(for sashes with H>2200mm)
Position d'application
(pour vantaux avec H>2200mm)

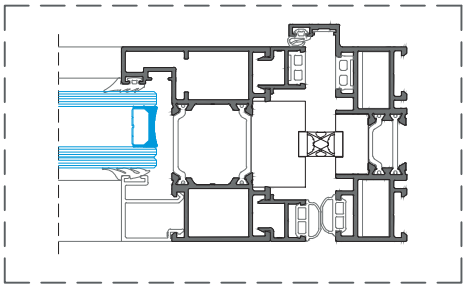

ARO MÓVEL | MOBILE FRAME | OUVRANT

HT 11 + HT 25

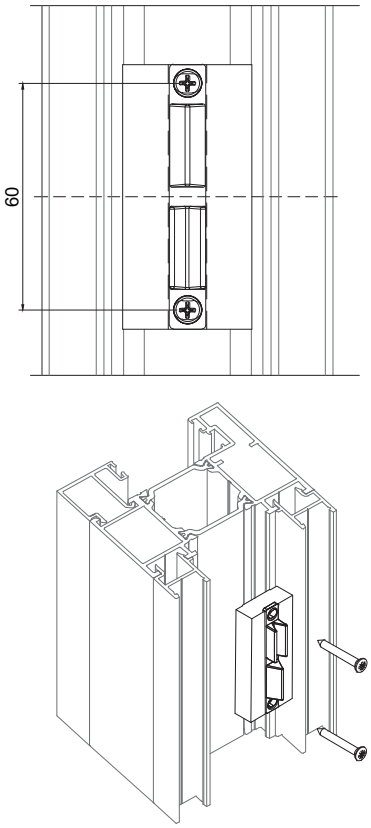

ARO FIXO | FIXED FRAME | DORMANT

HT 01

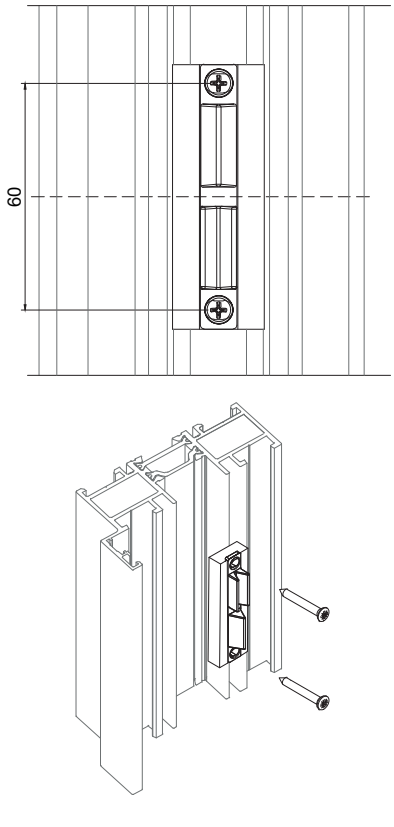

NOTA | NOTE | REMARQUE:
A aplicação do Conj. Calços Nº2 p/ HT 4227 substitui a utilização do calço incluído no Conj. Ponto de Fecho suplementar HT 4227.
The application of the No. 2 Shims Kit for 4227 HT replaces the use of the shim included in the HT 4227 Additional Closing Point Kit.
L' application du Kit de cales Nº2 pour HT 4227 remplace le cale incluse dans les Kits de Point de Fermeture Supplémentaire HT 4227.

MONTAGEM DOS ACESSÓRIOS
ACCESSORIES ASSEMBLY
ASSEMBLAGE DES ACCESSOIRES

11 - Aplicação do Conj. Bloqueio HT.
HT Locking Kit application.
Application du Kit de Fermeture HT.

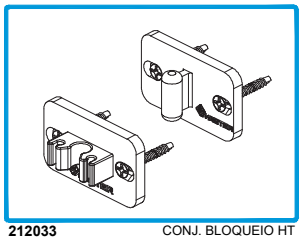

212033 CONJ. BLOQUEIO HT

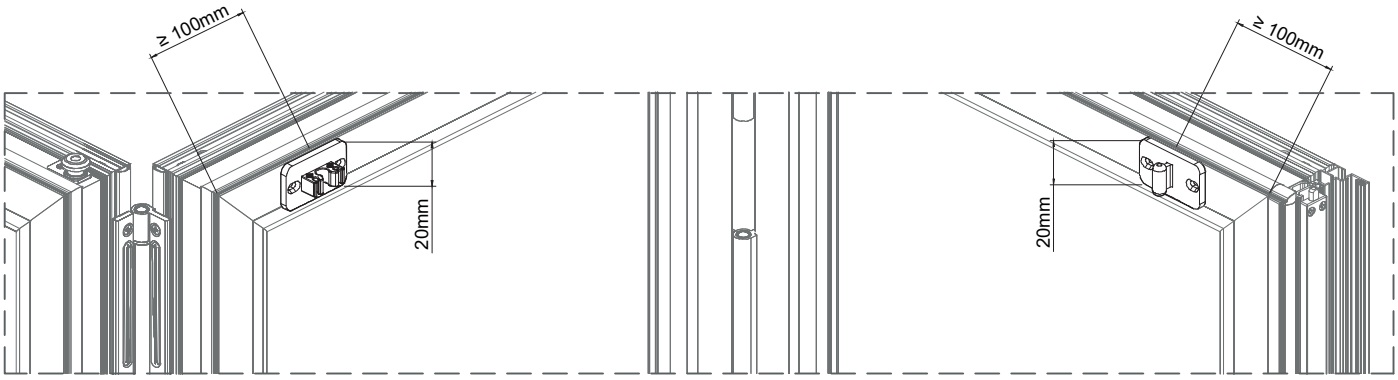

NOTA: Aplicar em cima e em baixo em tipologias com H > 2,2m.
NOTE: Apply on top and bottom in typologies with H > 2.2m.
REMARQUE: Appliquer en haut et en bas dans les typologies avec H > 2,2 m.

12 - Aplicação dos Conjunto união reta HT.
Straight union kits application in fixed frames.
Application des Kits d'union droit HT.

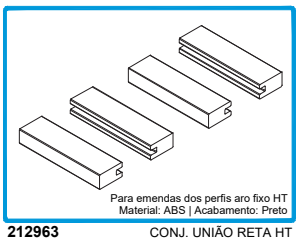

212963 CONJ. UNIÃO RETA HT

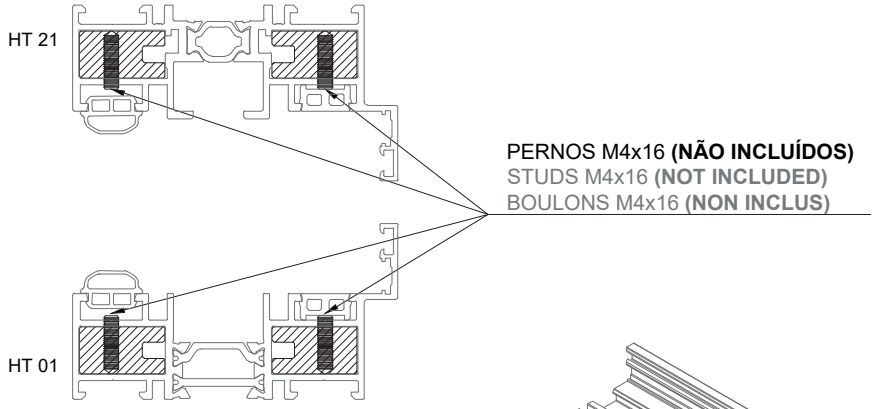

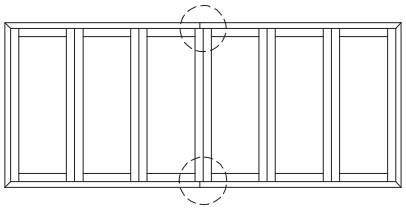

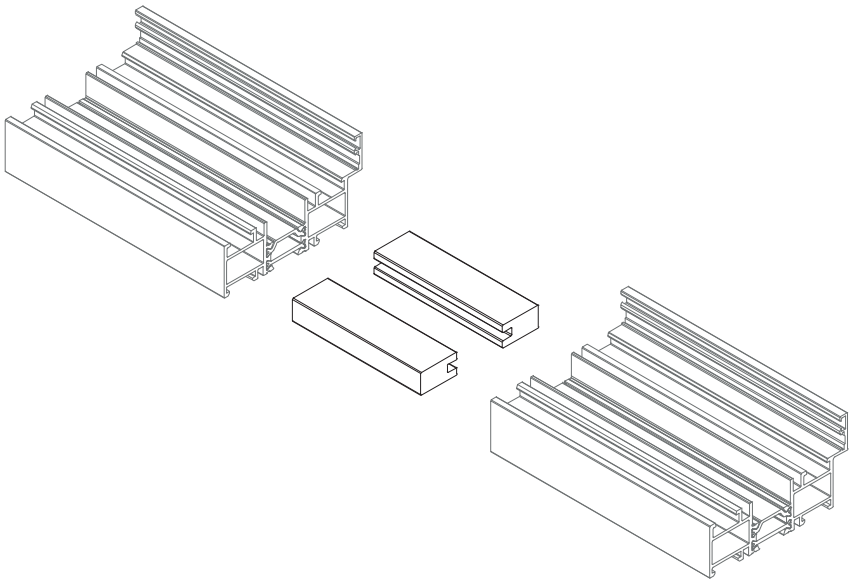

MONTAGEM DOS PERFIS PARA TIPOLOGIAS DE CANTO
PROFILES ASSEMBLY FOR CORNER TYPOLOGIES
ASSEMBLAGE DES PROFILÉS POUR TYPOLOGIES D'ANGLE

1 - Colocação do Conj. união vertical HT no perfil HT 55.
Placement of Conj. HT vertical joint on the HT 55 profile.
Placement de Conj. Joint vertical HT sur le profilé HT 55.

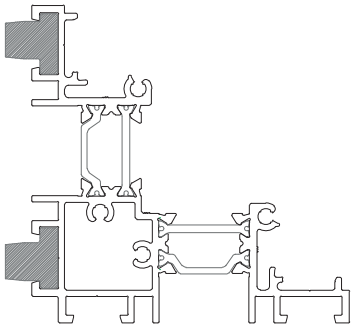

HT 55

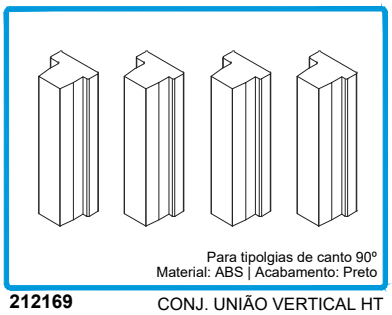

Para tipolgias de canto 90º
Material: ABS | Acabamento: Preto

212169 CONJ. UNIÃO VERTICAL HT



MONTAGEM DOS PERFIS PARA TIPOLOGIAS DE CANTO
PROFILES ASSEMBLY FOR CORNER TYPOLOGIES
ASSEMBLAGE DES PROFILÉS POUR TYPOLOGIES D'ANGLE

2 - Fixação dos perfis HT 11, HT 25 e HT 55.
HT 11, HT 25 and HT 55 profiles fixing.
Fixation des profilés HT 11, HT 25 et HT 55.

IMPORTANTE | IMPORTANT | IMPORTANT:

Utilizar no mínimo 8 parafusos para fixação de cada perfil.
Use at least 8 screws to fix each profile.
Utiliser au moins 8 vis pour la fixation du chaque profilé.

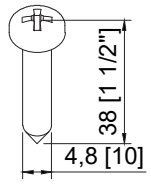

Para fixar os perfis HT 01 à soleira HT 49
Material: Inox | Acabamento: Inox

290262 PARAF. PAR 003 PK INOX PH 1 1/2x10 CQ

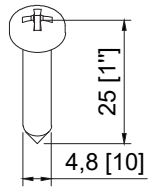

Para fixar os perfis HT 55 e HT 11
Material: Inox | Acabamento: Inox

290171 PARAFUSO CQ 1x10 INOX

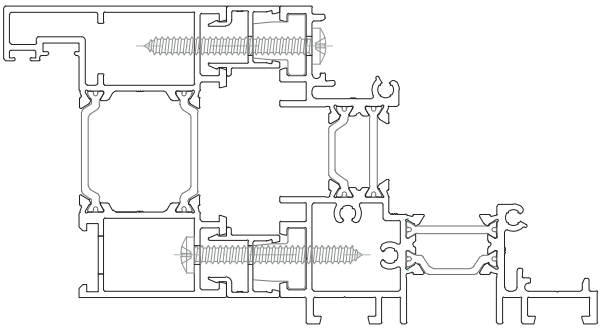

HT 11 HT 25 HT 55

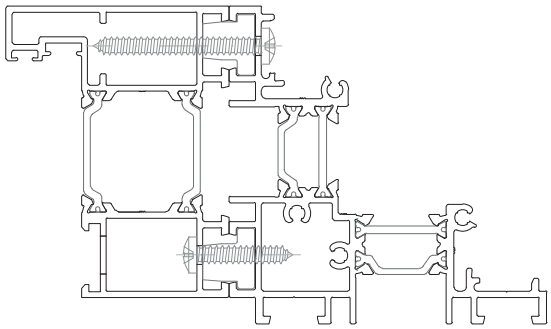

HT 11 HT 55

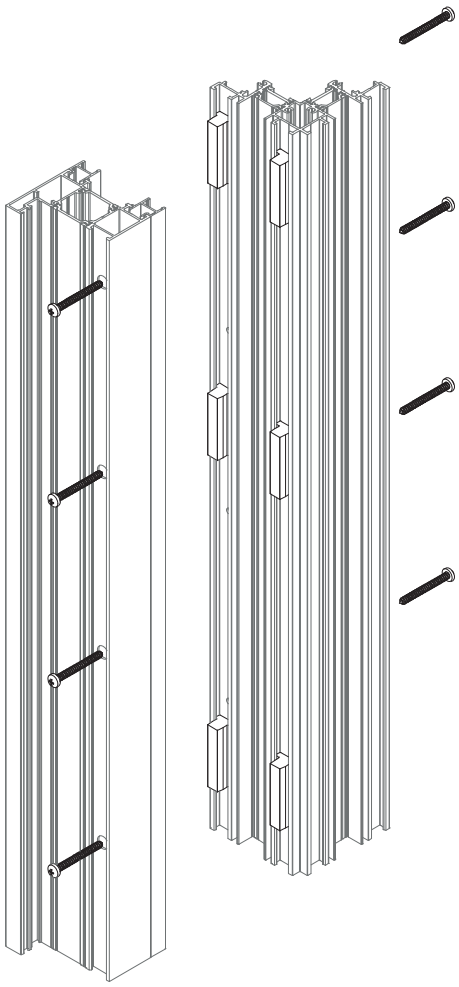

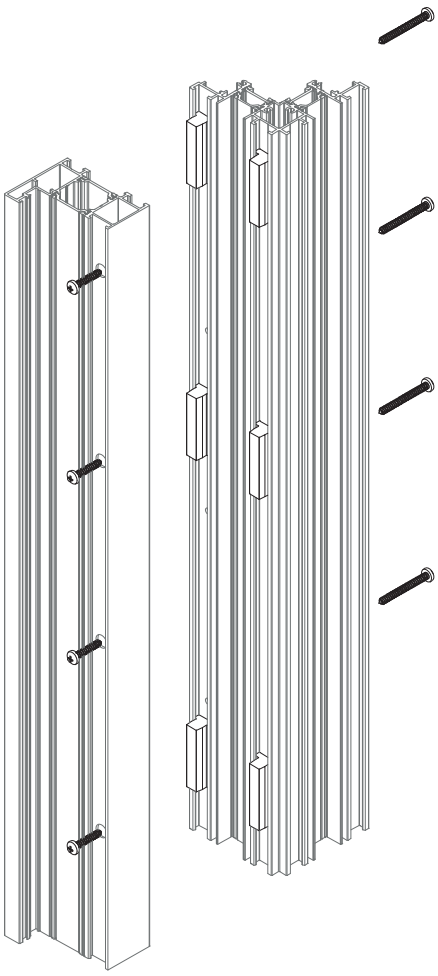

MONTAGEM DOS PERFIS PARA TIPOLOGIAS DE CANTO
PROFILES ASSEMBLY FOR CORNER TYPOLOGIES
ASSEMBLAGE DES PROFILÉS POUR TYPOLOGIES D'ANGLE

3 - Aplicação do perfil capa HT 56.
HT 56 cover profile application.
Application du profilé de capot HT 56.

IMPORTANTE | IMPORTANT | IMPORTANT:

Utilizar no mínimo 4 parafusos para fixação do perfil.
Use at least 4 screws to fix the profile.
Utiliser au moins 4 vis pour la fixation du profilé.

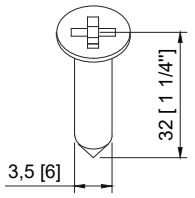

Para o perfil LT 90
Material: Inox | Acabamento: Inox

290080 PARAF. DIN7982 PH 3,5x32 INOX A2

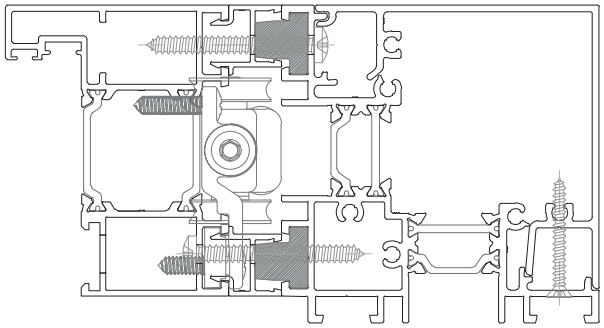

HT 56

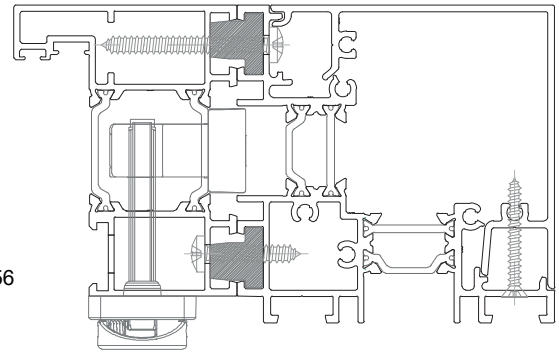

HT 56

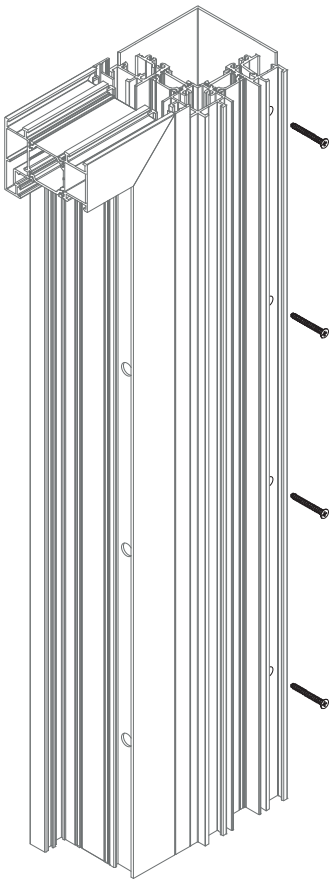

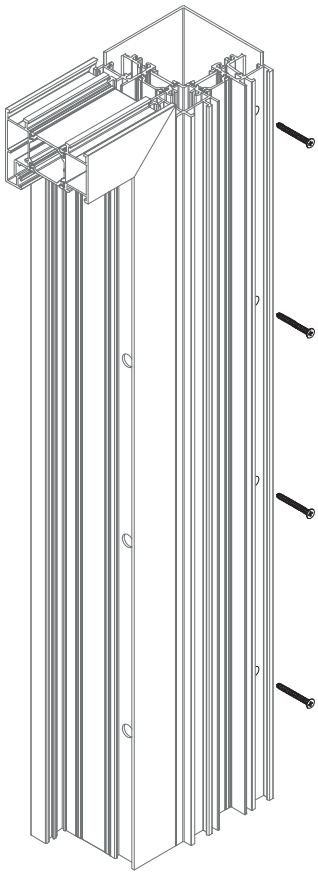

MONTAGEM DOS PERFIS PARA TIPOLOGIAS DE CANTO
PROFILES ASSEMBLY FOR CORNER TYPOLOGIES
ASSEMBLAGE DES PROFILÉS POUR TYPOLOGIES D'ANGLE

4 - Aplicação do Conj. de topos 90º HT.
HT 90º corner kit end-caps application.
Application du Kit d'embout 90º HT.

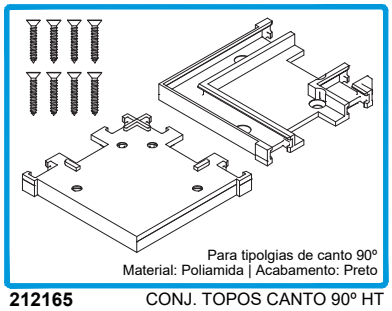

212165 CONJ. TOPOS CANTO 90º HT

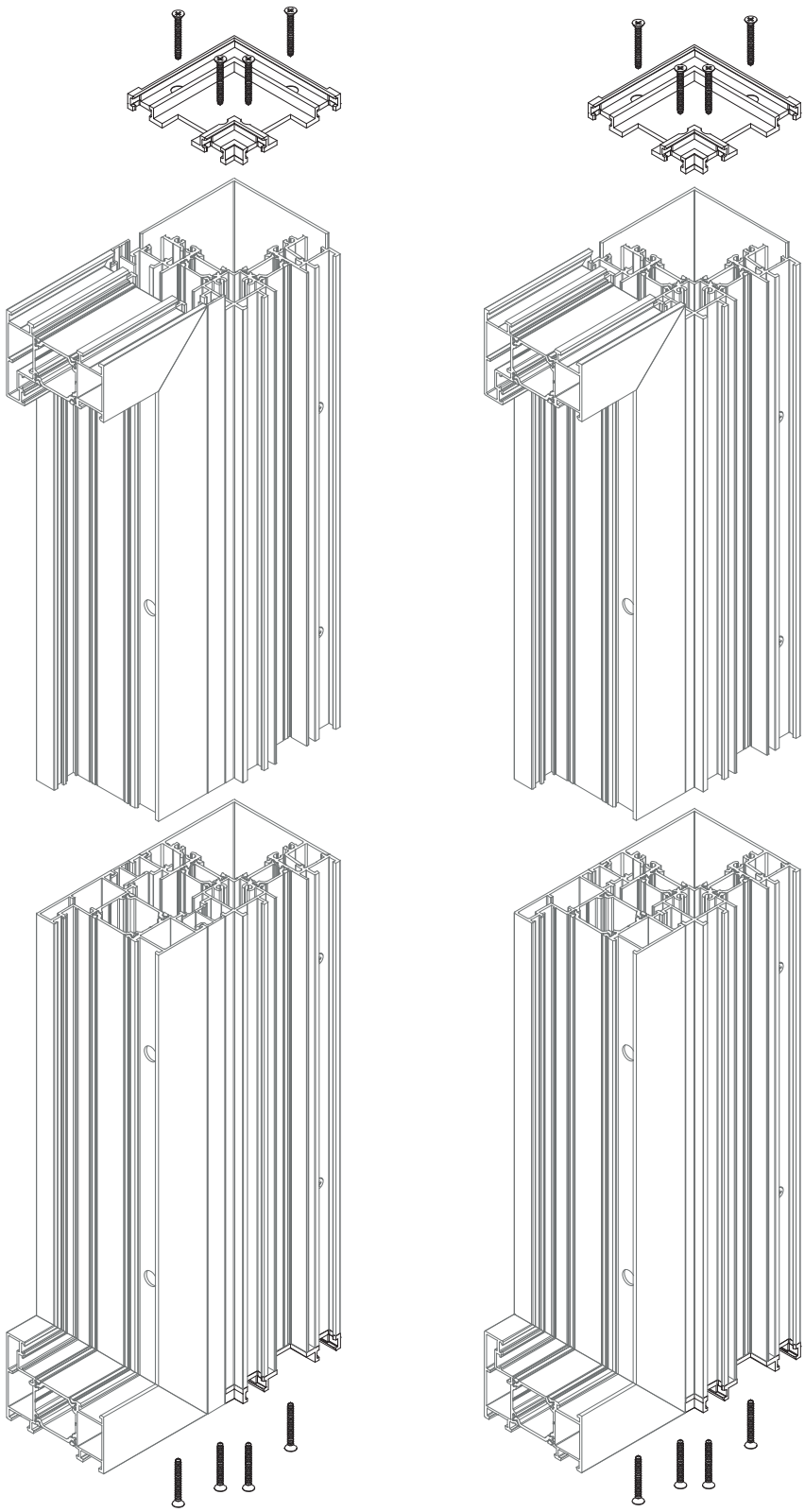

MONTAGEM DOS PERFIS PARA TIPOLOGIAS DE CANTO
PROFILES ASSEMBLY FOR CORNER TYPOLOGIES
ASSEMBLAGE DES PROFILÉS POUR TYPOLOGIES D'ANGLE

5 - Aplicação dos perfis inferiores HT 25.
Bottom HT 25 profiles application.
Application des profilés inférieures HT 25.

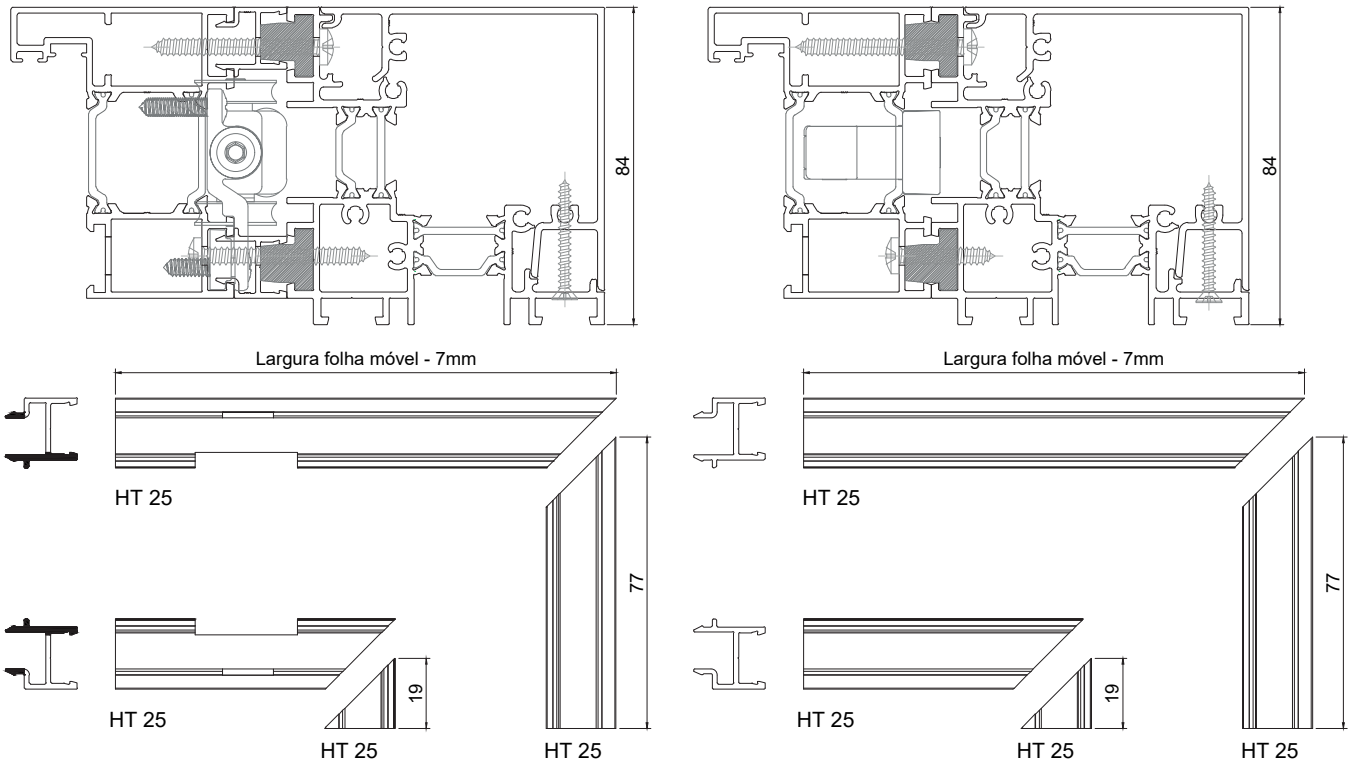

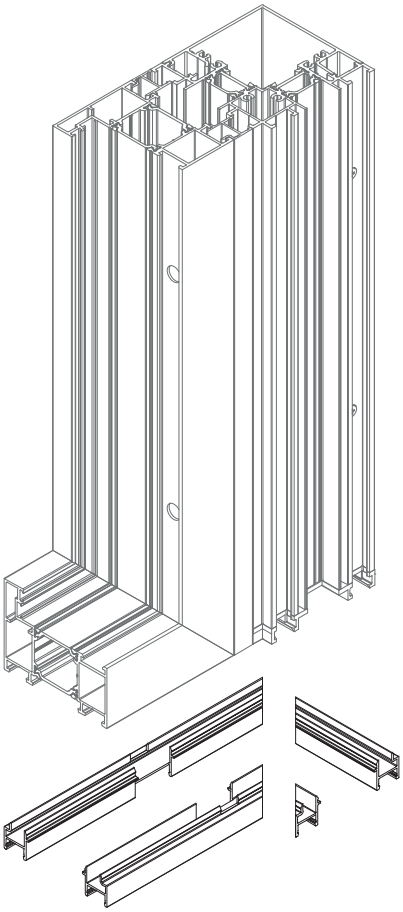

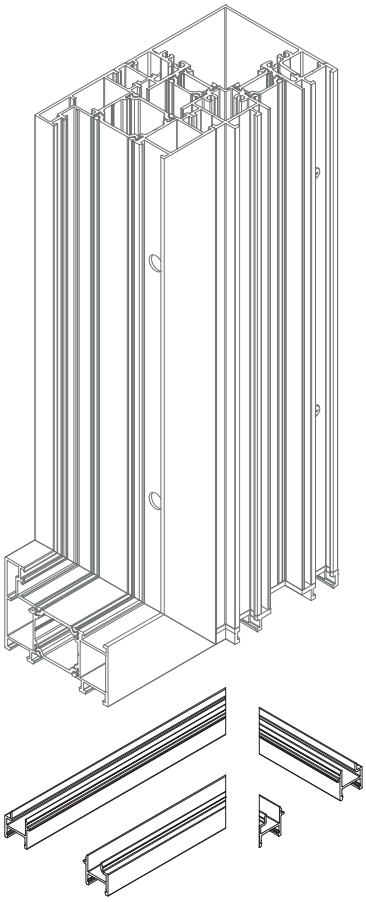

VII

ANOTAÇÕES
ANNOTATIONS | REMARQUES

ATUALIZAÇÕES REALIZADAS NESTA VERSÃO UPDATES DONE IN THIS VERSION | LES MISES À JOUR EFFECTUÉES DANS CETTE VERSION	
1	Atualização das medidas de corte dos perfis HT 06 para tipologias 220, 330, 440, 550 e 770 Update of cutting measurements for HT 06 profiles for typologies 220, 330, 440, 550 and 770 Mise à jour des mesures de coupe des profilés HT 06 pour les typologies 220, 330, 440, 550 et 770
2	Acrescentados perfis HT 06 na tipologia 660 HT 06 profiles added to typology 660 Profilés HT 06 ajoutés au typologie 660
3	Corrigido perfil HT 49 e respetiva posição de furação, na maquinação do cortante (Capitulo V - Pág V.1) Corrected HT 49 profile and respective drilling position, in the Punching Tool machining (Chapter V - Page V.1) Profilé HT 49 corrigé et position de perçage respective, lors de l'usinage d'Outil (Chapitre V - Page V.1)
4	Acrescentado exemplo de localização da maquinação para carrinho superior na tipologia XX0 (Capítulo V - Pág. V.5-1) Added example of machining location for top roller in XX0 typologies (Chapter V - Page V.5-1) Ajout d'un exemple de lieu d'usinage pour le rouller supérieur en typologie XX0 (Chapitre V - Page V.5-1)
5	Atualizado o nº de dobradiças consideradas nos "Aumentos 1 e 2" (Capítulo VI - Pág VI.3-1) Updated the number of hinges considered in "Increases 1 and 2" (Chapter VI - Page VI.3-1) Mise à jour du nombre de charnières prises en compte dans "Augmentations 1 et 2" (Chapitre VI - Page VI.3-1)
6	Correcção da quantidade do artigo Ref. 202016 nas tipologias 330 de abertura interior e exterior Correction of the quantity of article Ref. 202016 in 330 inwards and outwards opening typologies Correction de la quantité de l'article Réf. 202016 en typologies 330 d'ouverture intérieure et extérieure
7	Alteração das medidas de fixação inferior e superior do perfil HT 82 Change in the lower and upper fixing measurements of the HT 82 profile Modification des mesures de fixation inférieure et supérieure du profilé HT 82
8	Acrescentada a altura mínima dos vãos (Capítulo I) Added minimum frame height (Chapter I) Ajoutée de hauteur minimale de ventaux (Chapitre I)
9	Atualização das quantidades dos rolos dos vedantes Update seal roll quantities Mise à jour des quantités de rouleaux de joints
10	Correcção da medida de corte do perfil HT 25 vertical nas tipologias 642 e 660 Correction of the cutting measurement of the vertical HT 25 profile in 642 and 660 typologies Correction de la mesure de coupe du profilé vertical HT 25 dans les typologies 642 et 660
11	Acrescentada maquinação extra para perfil HT 25 (Capítulo V) Added extra machining for HT 25 profile (Chapter V) Ajout d'un usinage supplémentaire pour le profilé HT 25 (Chapitre V)
12	Acrescentadas medidas de corte do perfil HT 06 quando aplicado no aro fixo (Capítulo V) Added cutting measures for HT 06 profile when applied to the fixed frame (Chapter V) Ajout de mesures de coupe pour le profilé HT 06 lorsqu'il est appliqué sur la cadre dormant (Chapitre V)
13	Acrescentados vedantes VD 2072 e VD 2055 (Capítulo III) Added VD 2072 and VD 2055 seals (Chapter III) Ajout des joints VD 2072 et VD 2055 (Chapitre III)
14	Atualizado o nº de Conj. p/ ajuste HT 82 (ref. 212964) (Capítulo III) Updated the number of HT 82 adjustment kit (ref. 212964) (Chapter III) Mise à jour du numéro de Kit pour réglage HT 82 (réf. 212964) (Chapitre III)

Este Catálogo Técnico poderá sofrer alterações por motivos técnicos, sem aviso prévio.
Qualquer encomenda deverá ser sujeita a confirmação dos nossos serviços.
A publicação do presente catálogo técnico anula qualquer versão prévia em vigor, sendo válida até nova atualização.

This Technical Catalogue might be subjected to changes due to technical reasons, without previous warning.
All orders must pass through the confirmation of our technical services.
The publication of this technical catalogue cancels any previous version in use, and is valid until a new update.

Ce Catalogue Technique pourra être modifié sans pré avis de notre part, due à des raisons techniques.
Toute commande devra être confirmée par nos services.
La publication de ce catalogue technique annule toute version antérieure en vigueur, et est valable jusqu'à une nouvelle mise à jour.

ALFA SUL
EN Lisboa-Sintra Km 14
2725-397 Mem Martins
T +351 219 265 090* | F +351 219 265 098*
E alfa.sul@sosoares.pt

ALULIDER
Pavilhão Industrial H - Plataforma 13D
Zona Franca Industrial
9200-047 Caniçal - Madeira
T +351 291 960 494* | F +351 291 960 497*
E alulider@sosoares.pt

PORTALEX
Estrada de S. Marcos, 23
2735-521 Cacém
T +351 210 412* | F +351 210 412 507*
E comercial@portalex.eu

SOSOARES
Rua do Campo Alegre, 474
4150-170 Porto
T +351 226 096 709* | F +351 226 005 642*
E comercial@sosoares.pt

GRUPO SOSOARES
PERFIS DE ALUMÍNIO E VIDROS PARA ARQUITECTURA
Sosoares • Portalex • Alfa Sul • Alulider

Licença nº 1406 - SOSOARES
Licença nº 1411 - ALFA SUL

Licença nº 809 - SOSOARES
Licença nº 817 - PORTALEX

*Chamada para rede fixa nacional Portuguesa
Portuguese fixed network call
Appels vers le réseau fixe Portugais

www.sosoares.pt
www.portalex.eu

DATA | DATE | DATE: 26-10-2023