

OS-Triple

sistema minimalista de correr com corte térmico para vidro triplo
minimalist sliding system with thermal break for triple glazing
système minimaliste coulissant à rupture de pont thermique pour triple vitrage



Casa em Israel | Agnon Granoth, Arq | Fotografia Itay Sikolsky

CATÁLOGO TÉCNICO

TECHNICAL CATALOG | CATALOGUE TECHNIQUE



SISTEMAS
EURO 2000®
PERFIS DE ALUMÍNIO E VIDROS PARA ARQUITECTURA



PK House | Israel | Rachel Sheinfeld, Arq | Fotografia Lior Teller



Casa em Santa Pola | Valencia | Fran Silvestre, Arq | Fotografia FG+SG



Casa em Tel Aviv | David Lebenthal Arq | Fotografia Tal Nisim



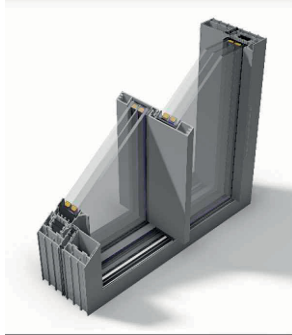
Casa na Suécia | Real Estelligence part of Investelligence Group

OS-Triple

sistema minimalista de correr com corte térmico para vidro triplo

minimalist sliding system with thermal break for triple glazing

système minimaliste coulissant à rupture de pont thermique pour triple vitrage



O sistema minimalista de correr OS na sua vertente OS-Triple, surge com o objetivo de potenciar as condições quer térmicas quer acústicas, dotando os espaços interiores de um conforto extra, garantindo a total visibilidade para o exterior.

The minimalist sliding system OS on its OS-Triple strand, aims to strengthening the conditions either thermal or acoustic, giving the interior spaces of extra comfort, ensuring full visibility to the outside, increasing the transparency area.

Le système minimaliste coulissant OS sur son brin de OS-Triple, vise à renforcer les conditions soit thermique ou acoustique, donnant les espaces intérieurs de confort supplémentaire, assurer la pleine visibilité vers l'extérieur, augmentant la surface de la transparence.

APRESENTAÇÃO

PRÉSENTATION | PRÉSENTATION

reta | straight | droite

DIMENSÕES

DIMENSIONS | DIMENSIONS

aros fixos fixed frames cadre dormant	77,5mm 169,6mm 261,7mm
aros móveis mobile frames cadre ouvrant	70mm 94mm 118mm 119,5mm
aros centrais middle profiles centres	90mm 125,5mm 145,5mm
vista lateral lateral sight vue latérale	30mm
vista central central sight vue centrale	20mm
vistas superior e inferior upper and lower sights vues supérieure et inférieure	6mm

ENCHIMENTO

FILLING | REMPLISSAGE

22mm - com perfil | with profile | avec profilé VO 83
42mm - com perfil | with profile | avec profilé VO 84
56mm - com poliamida | with polyamide | avec polyamide
(vidros temperados | tempered glasses | verres trempés)

CORTES

CUTS | COUPES

45° | 90°

VEDAÇÃO

INSULATION | ÉTANCHÉITÉ

Juntas em E.P.D.M.
EPDM joints | Joints en EPDM

PESO MÁXIMO *

MAXIMUM WEIGHT | POIDS MAXIMALE

1000 Kg/folha | leaf | vantail (com motorização | motorized | motorisé)

ÁREA MÁXIMA *

MAXIMUM AREA | AIRE MAXIMALE

14,00 m²/folha | leaf | vantail

ALTURA MÁXIMA *

MAXIMUM HEIGHT | HAUTEUR MAXIMALE

6,0 m/folha | leaf | vantail

ACABAMENTOS

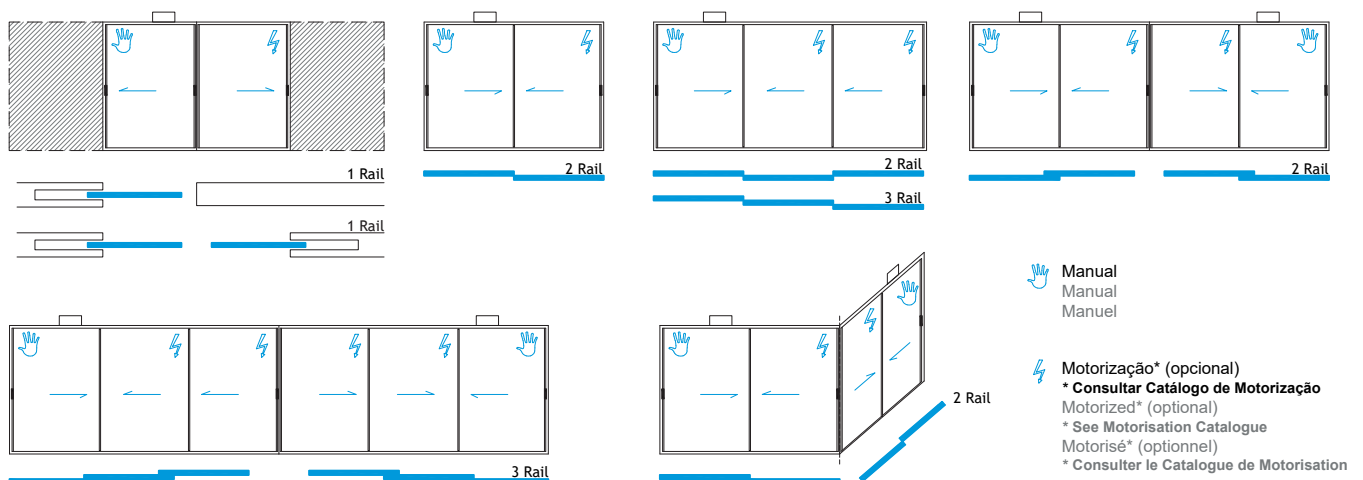
FINISHES | FINITIONS

Lacados | Anodizados | Bicolores
Powder coated | Anodised | Bicolour
Laqué | Anodisé | Bicolore

* Para outras dimensões, consultar Departamento Técnico

For other dimensions, consult Technical Department

Pour d'autres dimensions, merci de consulté le Département Technique



Para outras tipologias, consultar o Departamento Técnico

For other typologies, consult Technical Department | Pour des autres typologies, consulter le Département Technique

DESEMPENHO DO SISTEMA

System performance | Performance du système

Coef. Transm. TÉRMICA

THERMAL Transmittance | Coef. Transm. THERMIQUE
UNE-ISO 13947:2005

$U_w = 1,10 \text{ W/m}^2\text{K}$

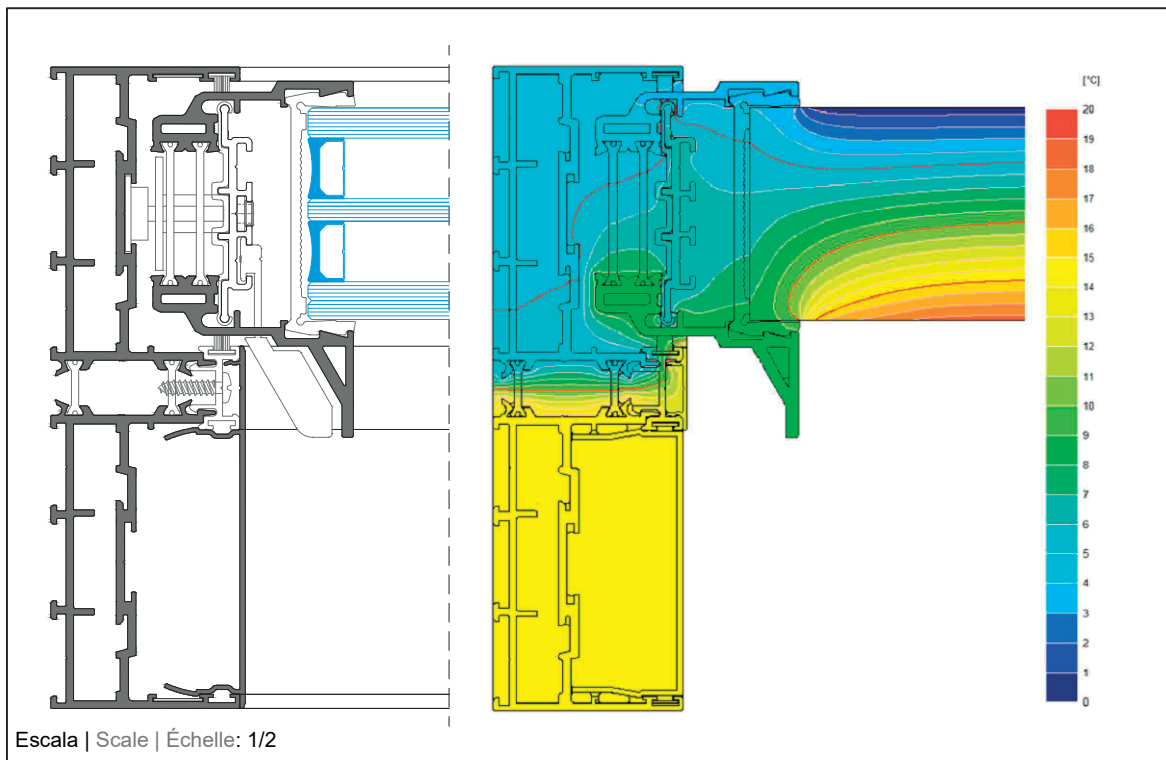
$U_g = 0,6 \text{ W/m}^2\text{K}$ - Vidro triplo (Janela de 2 folhas com L4,6xH3,5m)
Triple glazing (2 leaves window L4,6xH3,5m)
Triple vitrage (fenêtre 2 vantaux L4,6xH3,5m)

Isolamento ACÚSTICO

ACOUSTIC Insulation | Isolation ACOUSTIQUE
NP EN 14351-1:2008 - Anexo B

$R_w = 30\text{dB}$

$R_w \text{ (IGU)} = 36\text{dB}$, área | area | aire $\leq 2,70\text{m}^2$



CUIDADOS A TER NA FABRICAÇÃO, MONTAGEM E MANUTENÇÃO PARA CAIXILHOS DO SISTEMA OS

CARES IN THE MANUFACTURE, INSTALLATION AND MAINTENANCE OF THE OS SYSTEM FRAMES

PRÉCAUTIONS POUR LA FABRICATION, L'ASSEMBLAGE ET LA MAINTENANCE DES CADRES DU SYSTÈME OS

1. NA FABRICAÇÃO (CORRETA EXECUÇÃO DOS CAIXILHOS):

MANUFACTURING (CORRECT FRAMES EXECUTION)

DANS LA FABRICATION (EXECUTION CORRECTE DES CHÂSSIS)

Todos os caixilhos deverão ser executados mediante os nossos catálogos técnicos e as nossas instruções técnicas. Sempre que se considerarem insuficientes os dados fornecidos, o Departamento Técnico deverá ser consultado ou solicitada a presença de um Técnico do GRUPO SOSOARES.

All frames must be executed according to our technical catalogs and technical instructions. Whenever deemed insufficient data provided, the Technical Department should be consulted or the presence of a Technician from Grupo Sosoares requested.

Tous les châssis doivent être effectués selon nos catalogues techniques et nos instructions techniques. Lorsque considèrent insuffisantes les données fournies sont considérés insuffisantes, le Département Technique devra être consulté la présence d'un Technique du Groupe Sosoares requise.

IMPORTANTE | IMPORTANT | IMPORTANT:

- Ao realizar este sistema pela primeira vez, deverá requisitar obrigatoriamente a presença de um técnico do GRUPO SOSOARES para auxiliar tecnicamente em todas as fases de execução (corte, maquinação, montagem e aplicação em obra), de pelo menos 1 caixilho;
 - Ter em atenção a correta execução das drenagens de água;
 - Ter em atenção a aplicação das pelúcias corretas;
 - Ter em atenção a aplicação dos corta-vento nos aros fixos;
 - Maquinar os perfis móveis de acordo com os planos do cortante OS;
 - Executar uma correta aplicação de todos os acessórios.
-
- When performing this system for the first time, you should request a mandatory presence of a technician from Grupo Sosoares to technically assist you at all stages of the implementation (cutting, milling, assembling and application on site), of at least 1 frame;
 - Beware of the correct execution of water drainage;
 - Beware of the application of the correct PILE SEAL;
 - Beware of the application of the "Central-gasket" on fixed frames;
 - Milling the mobile profiles according to the OS Cutter Machine plans;
 - Execute a correct application of all accessories.
-
- Pour le première execution du système, veuillez la présence obligatoire d'un Technicien du Groupe Sosoares afin de vous assister techniquement pendant toutes les phases d'exécution (coupe, usinage, assemblage et application sur site), au moins d'un châssis;
 - Attention à la mise en œuvre correcte des drainages d'eau;
 - Attention à l'application des joint brosses correctes;
 - Attention à l'application des pièces d'étanchéité dans les dormants;
 - Usinage des profilés mobiles selon les plans d'outillage OS;
 - Application correcte de tous les accessoires.

2. NA MONTAGEM (RIGOR NAS PLANIMETRIAS DOS VÃOS):

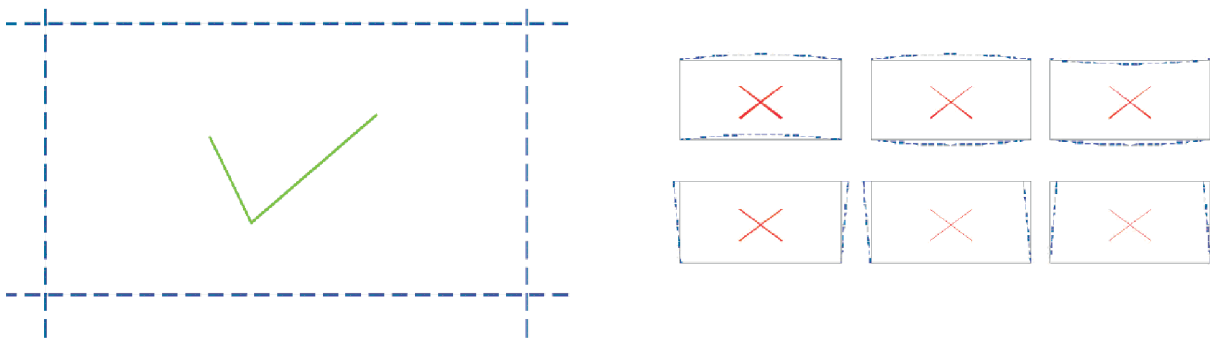
IN ASSEMBLY (RIGOUR ON FRAMES' PLANIMETRY)

DANS L'ASSEMBLAGE (RIGEUR DANS LAS PLANIMÉTRIES DES BAIES)

Para um excelente funcionamento, é extremamente importante o executante/instalador deste sistema sensibilizar e responsabilizar o projetista e consequentemente o construtor para um elevado rigor nas planimetrias e nivelamentos da alvenaria para os vãos a que este sistema esteja destinado. Devem conferir estas mesmas características (planimetria e nivelamento) antes de aplicar os aros fixos e só após se confirmarem as devidas condições, fazer a aplicação em obra com idêntico rigor.

In order to achieve an excellent functioning, it is extremely important that the performer/installer of this system should warn and consequently blame the constructor regarding a high accuracy in planimetry and leveling the masonry for the frames that this system is designed for. They should check these same characteristics (planimetry and leveling) before applying the fixed frames and only after the proper conditions are confirmed, apply on site with the same accuracy.

Afin d'obtenir les meilleures performances, il est extrêmement important l'exécutant/installateur de ce système sensibilise et responsabilise le concepteur et par conséquent le constructeur par rapport à une grande précision dans les planimétries et le nivellement de la maçonnerie pour les baies dont ce système est destiné. Veuillez vérifier ces mêmes caractéristiques (planimétrie et de nivellement) avant d'appliquer les cadres fixes et seulement après avoir confirmé que les conditions sont appropriées, faire l'application sur site avec la même rigueur.



3. APÓS MONTAGEM (CUIDADOS DE MANUTENÇÃO):

AFTER ASSEMBLY (MAINTENANCE CARES)

APRÈS L'ASSEMBLAGE (PRÉCAUTIONS DE MAINTENANCE)

ALUMÍNIO LACADO E ANODIZADO

POWDER COATED AND ANODISED ALUMINIUM | ALUMINIUM LAQUÉ ET ANODISÉ

O alumínio depois de instalado em obra, requer uma limpeza regular para assim manter a sua superfície em bom estado. Quaisquer que sejam as peças de alumínio, perfis ou acessórios, se não forem devidamente tratadas podem sofrer danos que, em determinadas situações podem ser irreparáveis.

The aluminum, once installed on site, requires a regular cleaning in order to maintain its surface in good condition. Pieces of aluminum including profiles and accessories, if not properly treated, can be damage that, which in certain situations could be irreparable.

L'aluminium, une fois installé sur site, nécessite d'un nettoyage régulier afin de maintenir sa surface en bon état. Quelles que soient les pièces en aluminium, profilés ou accessoires, par manque de traitement adéquat peuvent être endommagés et dans certaines situations, ces dommages peuvent être irréparables.

CONTATO COM OUTROS MATERIAIS**CONTACT WITH OTHER MATERIALS | CONTACT AVEC D'AUTRES MATÉRIAUX**

Sempre que o material for atingido por colas, mástiques ou produtos similares, cimento, cal, tintas ou quaisquer outros elementos utilizados na construção civil, deve-se proceder de imediato à respetiva remoção, recorrendo a um detergente líquido de PH neutro, diluído em água.

Whenever the material is hit by glues, mastics or similar products, cement, lime, paint or any other elements used in construction, you must immediately proceed to the due removal, using a PH neutral liquid detergent diluted in water.

Lorsque le matériel est souillé par des colles, mastics ou produits similaires, le ciment, la chaux, peinture ou d'autres éléments utilisés dans le bâtiment, il faut immédiatement procéder au respectif retrait, en utilisant un détergent liquide de pH neutre dilué avec de l'eau.

LIMPEZA DAS ZONAS DE DESLIZAMENTO**SLIDING AREAS CLEANSING | NETTOYAGE DES ZONES DE COULISSAGE**

As zonas por onde deslizam os carrinhos deverão estar sempre limpas e desimpedidas de quaisquer objetos ou materiais (p.ex. areias, pedras, serrins, pós, terras, etc. ...) que possam diminuir as capacidades dos carrinhos, ou mesmo danificá-los. Estas impurezas poderão gerar danos irreparáveis e conseqüentemente um pior funcionamento do sistema. Tal limpeza deverá ser efectuada tantas vezes quanto as necessárias.

The areas where the sliding wheels carts slide should be kept clean and unobstructed of any objects or materials (sand, stones, dust, e.g. ...) that can reduce the capacity of the roller bearings, or even damage them. These impurities may produce permanent damaged and consequently a worse functioning of the system. Such cleansing must be carried out as many times as necessary.

Les zones où les rouleaux coulissent doivent être propres et dégagées de tout objet ou du matériaux (p.ex: sable, pierres, sciure, poudres, terres, etc ...) qui peuvent réduire la capacité des rouleaux, ou même les endommager. Ces impuretés peuvent produire des dommages irréversibles et donc un moins bon fonctionnement du système. Un tel nettoyage doit être effectué autant de fois que nécessaire.

PRODUTOS DE LIMPEZA A UTILIZAR**CLEANING PRODUCTS TO BE USED | PRODUITS DE NETTOYAGE À UTILISER**

De um modo geral, um pano macio embebido em água é suficiente para limpar o alumínio. No entanto, para facilitar a operação, pode-se adicionar um detergente neutro líquido e macio, diluído (5% em volume) do tipo "Teepol".

In general, a cloth moistened with water is sufficient to clean aluminum. However, to facilitate the operation you can add a liquid detergent, soft dilute (5% by volume), like "Teepol".

En général, un chiffon doux imbibé d'eau est suffisant pour nettoyer l'aluminium. Toutefois, pour faciliter l'opération, on peut ajouter un détergent neutre liquide et doux dilué (5% en volume) type "Teepol".

PRODUTOS DE LIMPEZA A EVITAR

CLEANING PRODUCTS TO AVOID | PRODUITS DE NETTOYAGE À ÉVITER

Nunca utilizar escovas, lixas, esfregões, ou qualquer outro tipo de material abrasivo, bem como produtos de limpeza à base de solventes (ex. diluente, limpa vidros à base de amónia, etc.).

Never use brushes, scrapers, mops, or any other kind of abrasive material as well as cleaning products based on solvents (eg diluent wiper based on ammonia, etc.).

Ne jamais utiliser des brosses, du papier de verre, vadrouille, ou de tout autre matériau abrasif ainsi que des produits de nettoyage à base de solvants (ex. diluant, essuie-glace à base d'ammoniac, etc.).

FREQUÊNCIA DA LIMPEZA

CLEANING FREQUENCY | FRÉQUENCE DE NETTOYAGE

A limpeza deve ser levada a cabo sempre que a aparência natural do acabamento começar a alterar ou quando forem notórios depósitos de poluição atmosférica ou industrial. Pode no entanto, ser estabelecida a seguinte regra, respeitante à frequência da limpeza:

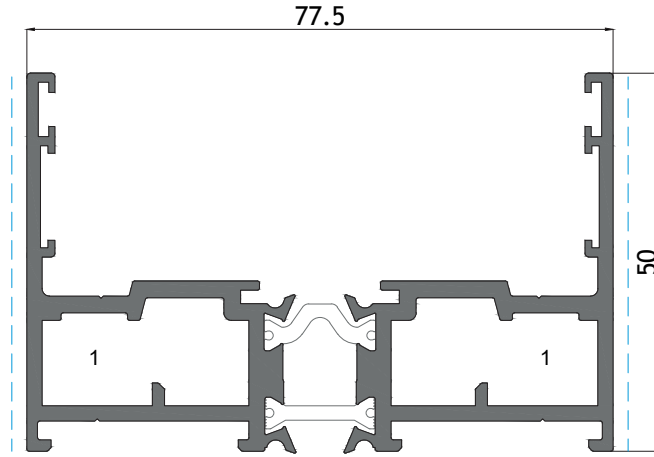
- Zonas marítimas e/ou industriais: 3 meses;
- Zonas rurais: 6 meses;
- Zonas onde ocorram fortes deposições de sal: deve ser identificada a frequência de limpeza de modo a não permitir a permanência prolongada dos sais.

Cleaning should be carried out whenever the natural appearance of the aluminium treatment starts to change or when industrial and air pollution deposits become notorious. We may however establish the following rule concerning the frequency of cleaning:

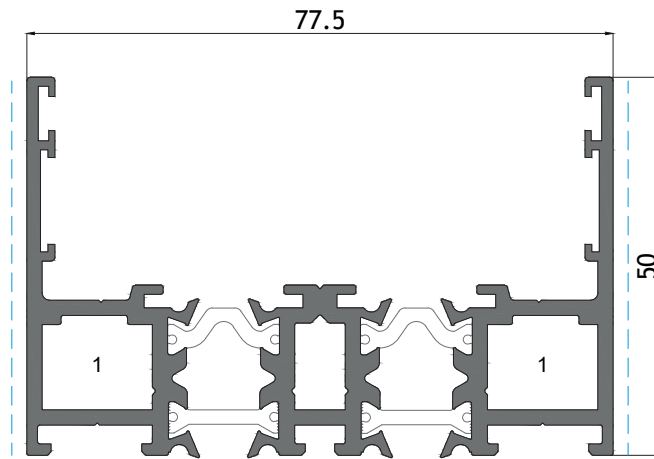
- Industrial and/or seaside: 3 months;
- Countryside: 6 months;
- Areas where a heavy deposition of salt happens: please adapt the cleaning frequency in order to prevent the prolonged permanence of salts.

Le nettoyage doit être effectué lorsque l'aspect naturel de la finition commence à changer ou lorsque les dépôts de la pollution atmosphérique ou industrielle deviennent visible. Nous pouvons établir cependant la règle suivante concernant la fréquence de nettoyage:

- Zones maritimes et / ou industriels: 3 mois;
- Zones rurales: 6 mois;
- Les zones où se produisent d'importants dépôts de sel: veuillez adapter de façon à ce sorte que la fréquence de nettoyage ne permette pas aux sels une permanence prolongée.



OS 54
Ombreira/padieira 1-rail
1-rail Jamb/lintel | Jambage/linteau 1-rail

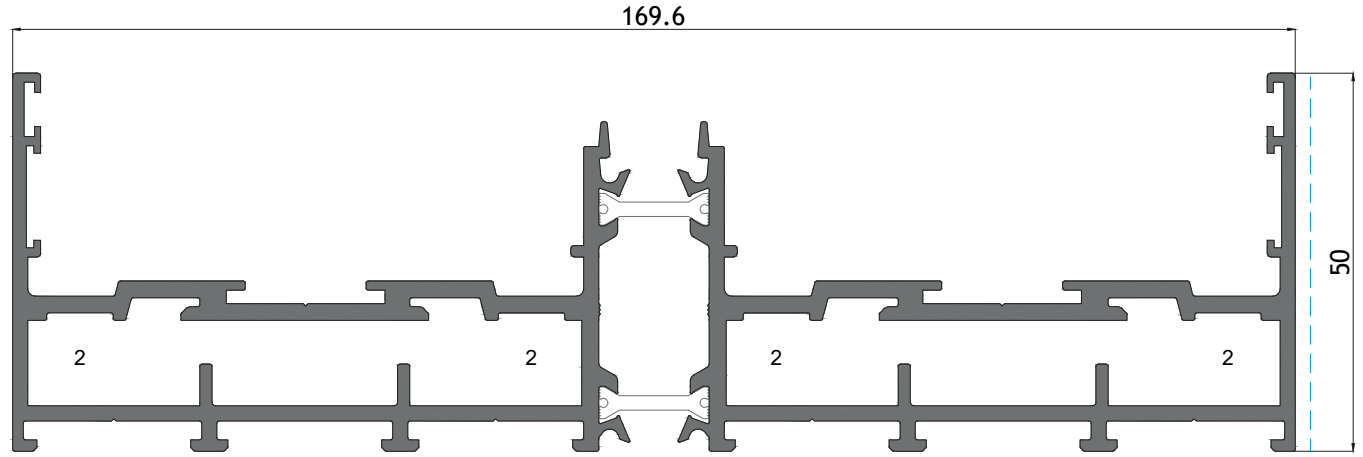


OS 56
Soleira 1-rail
1-rail Sill | Seuil 1-rail

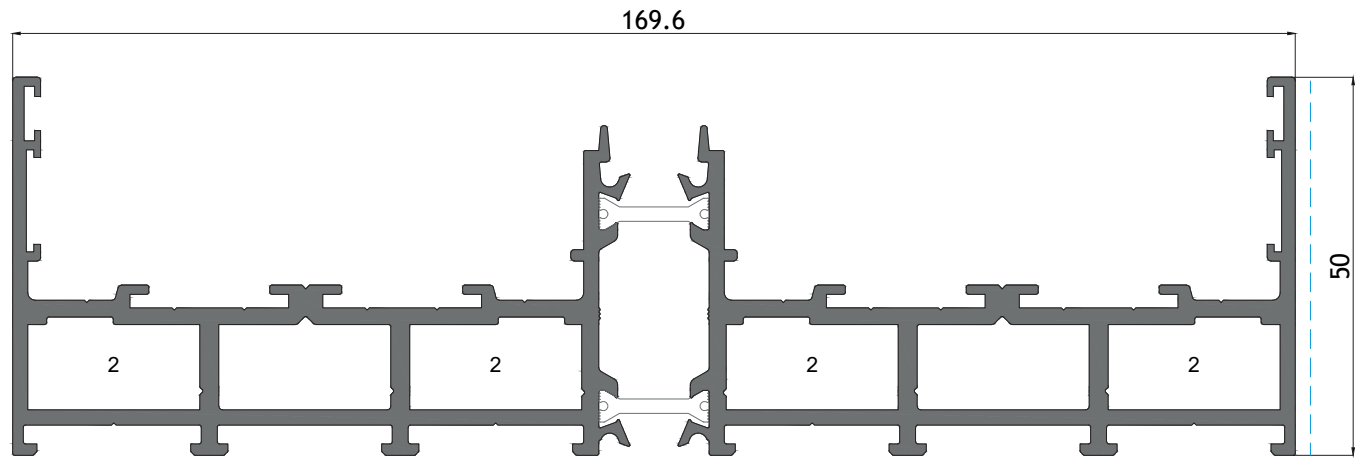
Tratamento de superfície | Surface treatment | Traitement de surface
 PB | PM | EF | EM
 Para mais informações, consultar Catálogo de Cores Anodizadas
 For further information, consult the Anodised Colours Catalogue | Pour plus d'informations, veuillez consulter le Catalogue des Couleurs Anodisées

1 - ESQUADRO | BRACKET | EQUÉRRE 18-1412-C

2 - ESQUADRO | BRACKET | EQUÉRRE 18-2212-C



OS 04
Ombreira/padieira 2-rail
2-rail Jamb/intel | Jambage/linteau 2-rail

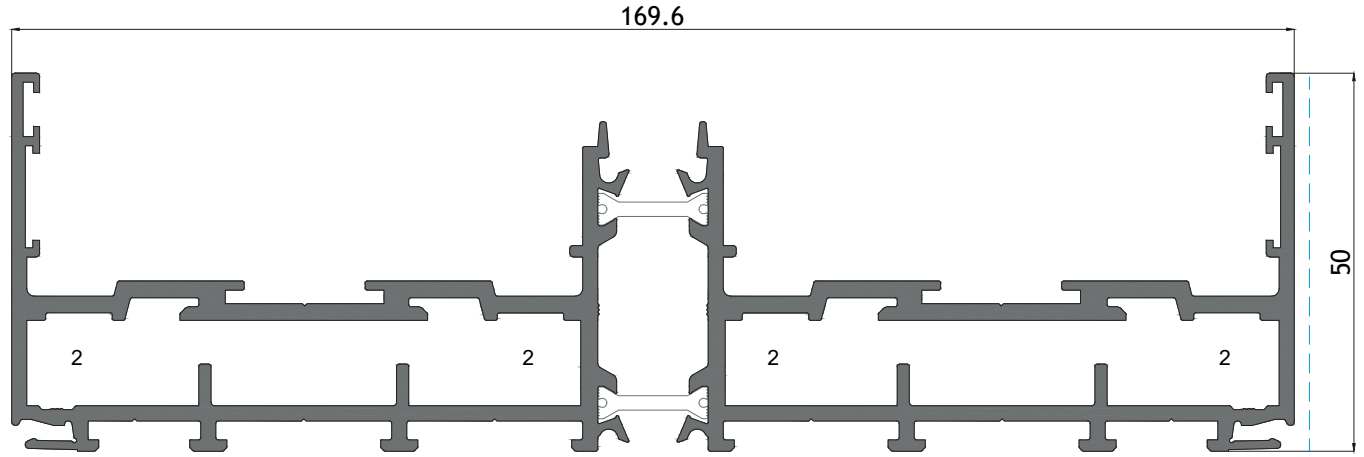


OS 03
Soleira 2-rail
2-rail Sill | Seuil 2-rail

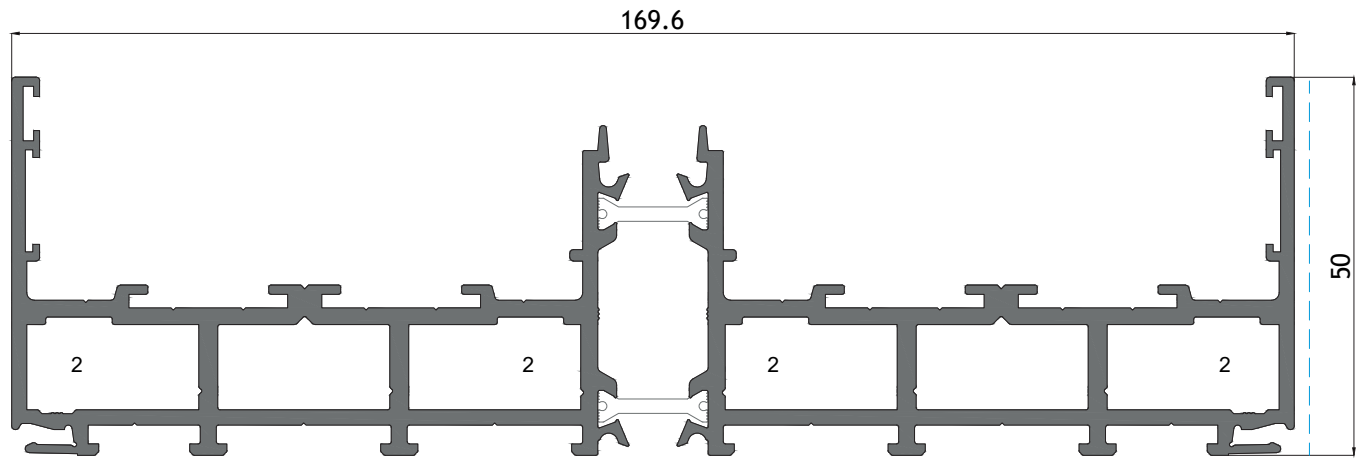
Tratamento de superfície | Surface treatment | Traitement de surface
 PB | PM | EF | EM
 Para mais informações, consultar Catálogo de Cores Anodizadas
 For further information, consult the Anodised Colours Catalogue | Pour plus d'informations, veuillez consulter le Catalogue des Couleurs Anodisées

1 - ESQUADRO | BRACKET | EQUÉRRE 18-1412-C

2 - ESQUADRO | BRACKET | EQUÉRRE 18-2212-C



OS 44
Ombreira/padreira 2-rail
2-rail Jamb/lintel | Jambage/linteau 2-rail

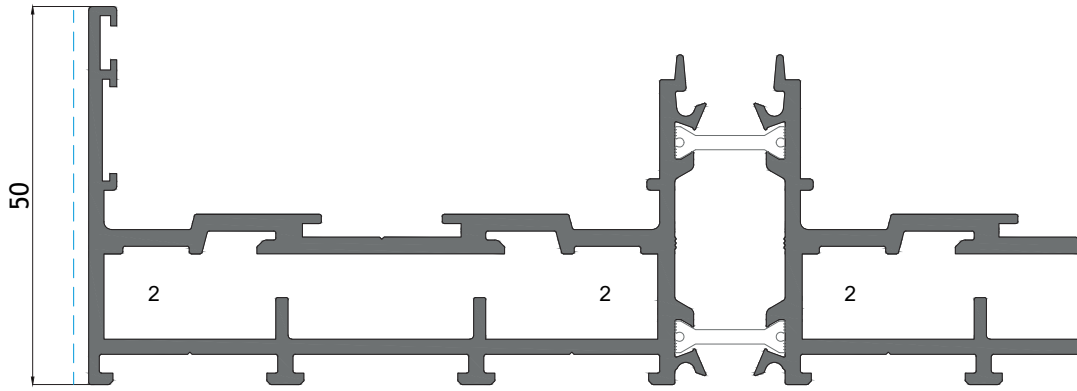


OS 43
Soleira 2-rail
2-rail Sill | Seuil 2-rail

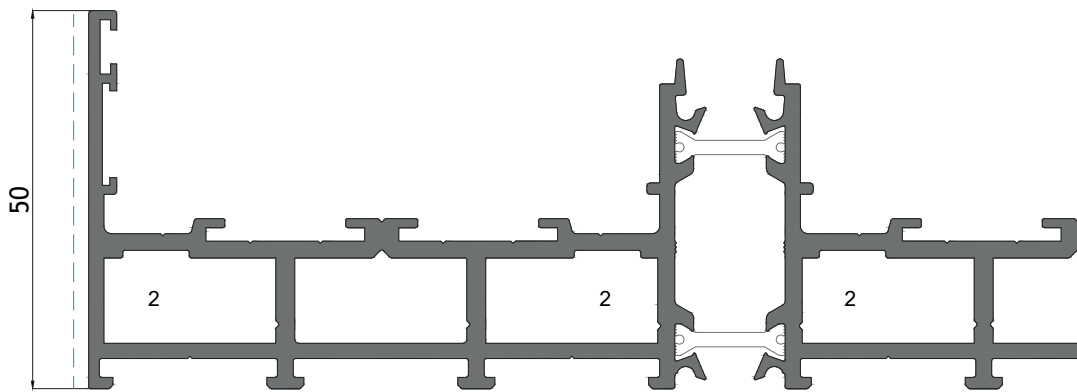
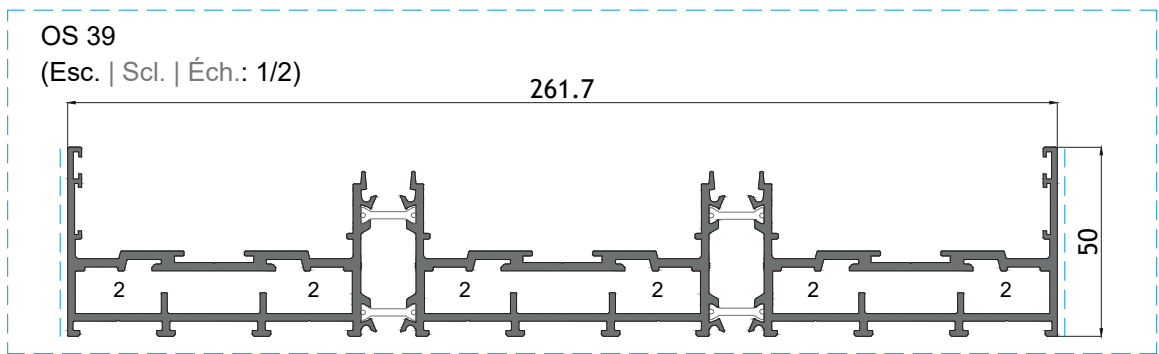
Tratamento de superfície | Surface treatment | Traitement de surface
 PB | IPM | EF | EM
 Para mais informações, consultar Catálogo de Cores Anodizadas
 For further information, consult the Anodised Colours Catalogue | Pour plus d'informations, veuillez consulter le Catalogue des Couleurs Anodisées

1 - ESQUADRO | BRACKET | EQUÉRRE 18-1412-C

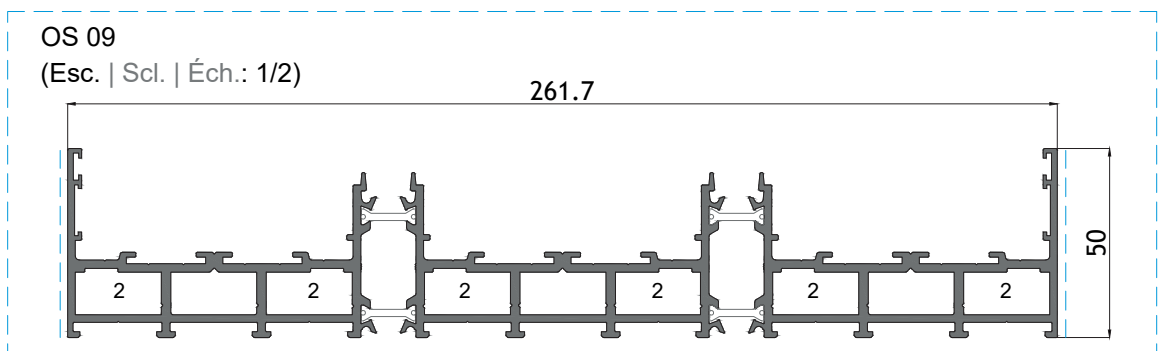
2 - ESQUADRO | BRACKET | EQUÉRRE 18-2212-C



OS 39
Ombreira/padreira 3-rail
3-rail Jamb/lintel | Jambage/linteau 3-rail



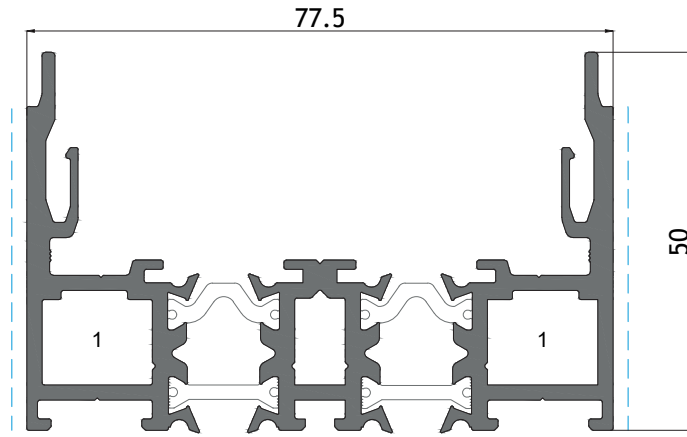
OS 09
Soleira 3-rail
3-rail Sill | Seuil 3-rail



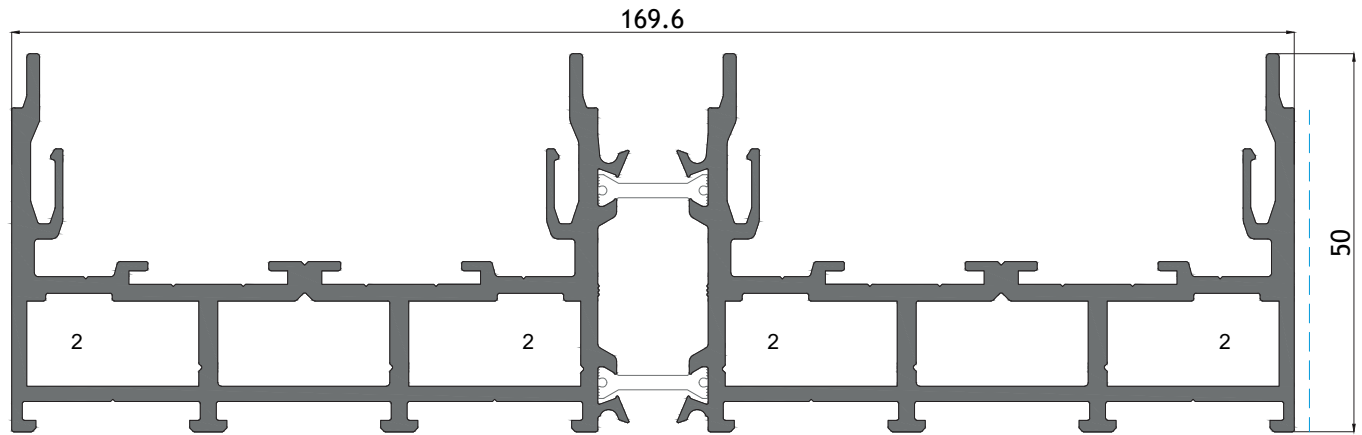
1 - ESQUADRO | BRACKET | EQUÉRRE 18-1412-C

2 - ESQUADRO | BRACKET | EQUÉRRE 18-2212-C

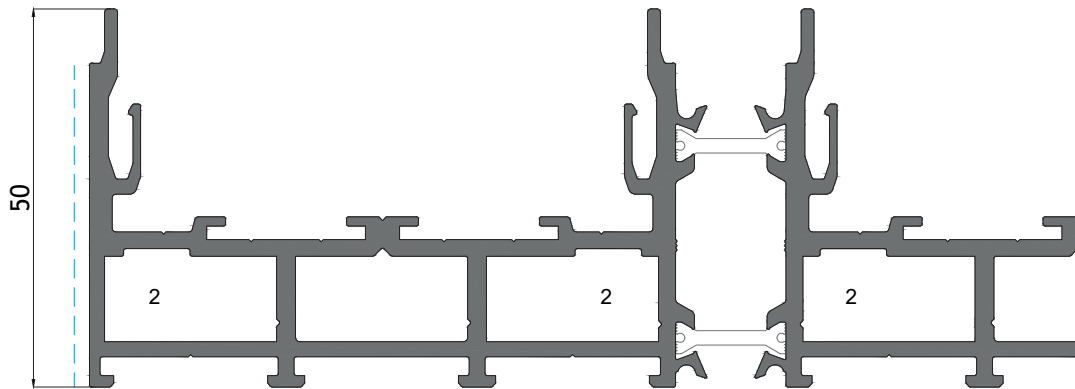
Tratamento de superfície | Surface treatment | Traitement de surface
 PB | PM | IEF | EM
 Para mais informações, consultar Catálogo de Cores Anodizadas
 For further information, consult the Anodised Colours Catalogue | Pour plus d'informations, veuillez consulter le Catalogue des Couleurs Anodisées



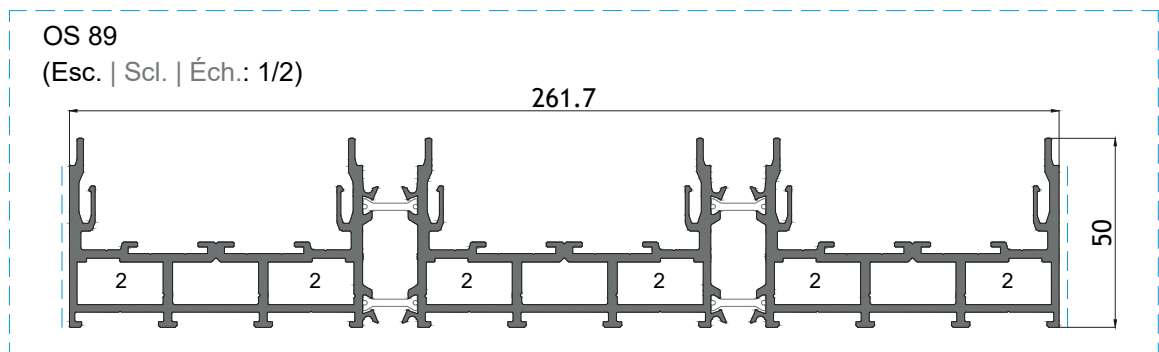
SO 56
Soleira Oculta 1-rail
1-rail Concealed sill | Seuil caché 1-rail



OS 23
Soleira Oculta 2-rail
2-rail Concealed sill | Seuil caché 2-rail



OS 89
Soleira Oculta 3-rail
3-rail Concealed sill | Seuil caché 3-rail



OS 89
(Esc. | Scl. | Éch.: 1/2)

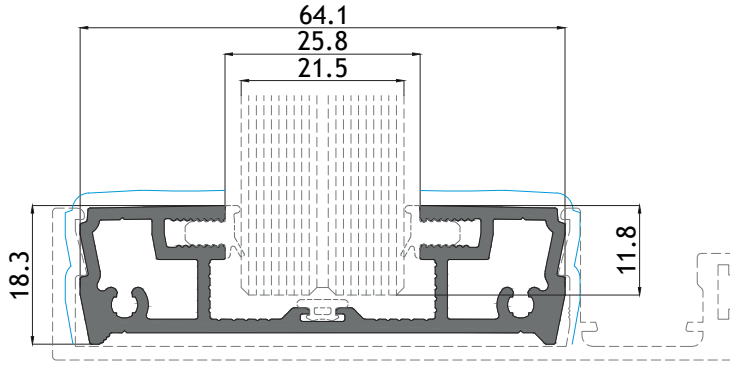
1 - ESQUADRO | BRACKET | EQUÉRRE 18-1412-C

2 - ESQUADRO | BRACKET | EQUÉRRE 18-2212-C

Treatmento de superficie | Surface treatment | Traitement de surface
PB | PM | EF | EM
Para mais informações, consultar Catálogo de Cores Anodizadas
For further information, consult the Anodised Colours Catalogue | Pour plus d'informations, veuillez consulter le Catalogue des Couleurs Anodisées

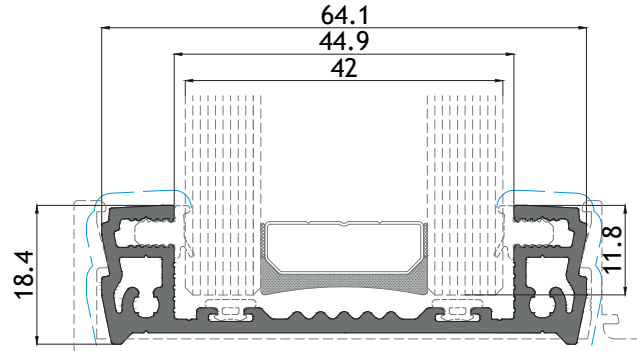
PERFIS NÃO DISPONÍVEIS (PERFIS COMPONENTES DO VIDRO)

NOT AVAILABLE PROFILES (GLASS COMPONENT PROFILES) | PROFILÉS PAS DISPONIBLES (PROFILÉS COMPOSANT DU VERRE)



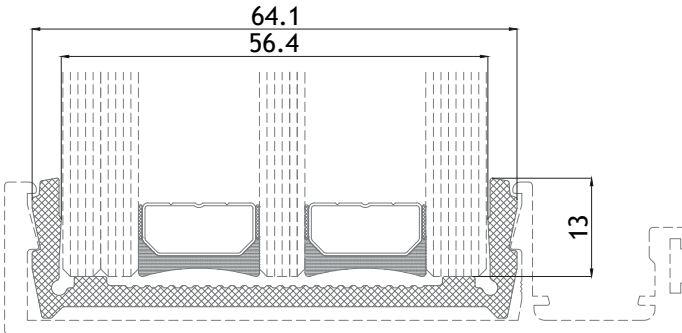
VO 83

Perfil de alumínio para vidro
Glazing aluminum profile | Profilé d'aluminium pour verre



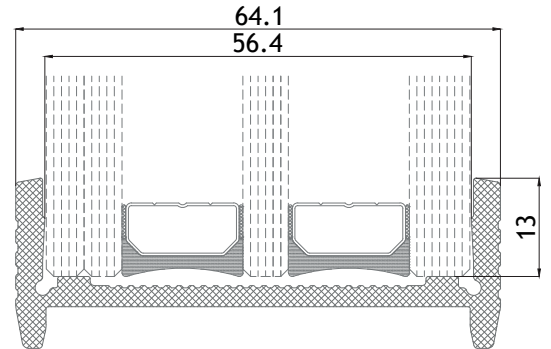
VO 84

Perfil de alumínio para vidro
Glazing aluminum profile | Profilé d'aluminium pour verre



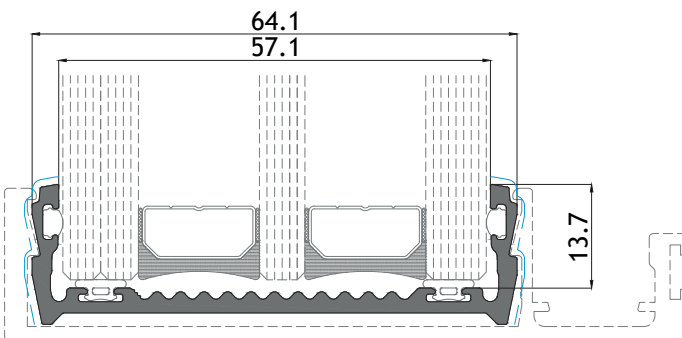
OS 86

Perfil de poliamida para vidro
Glazing polyamide profile | Profilé en polyamide pour verre



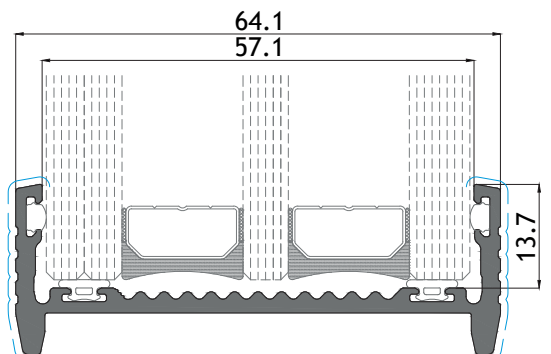
OS 86B

Perfil de poliamida para vidro
Glazing polyamide profile | Profilé en polyamide pour verre



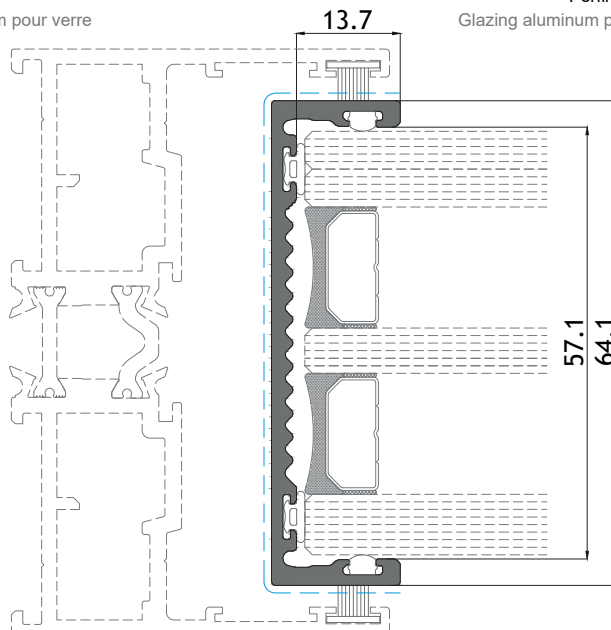
VO 88

Perfil de alumínio para vidro
Glazing aluminum profile | Profilé d'aluminium pour verre



VO 87

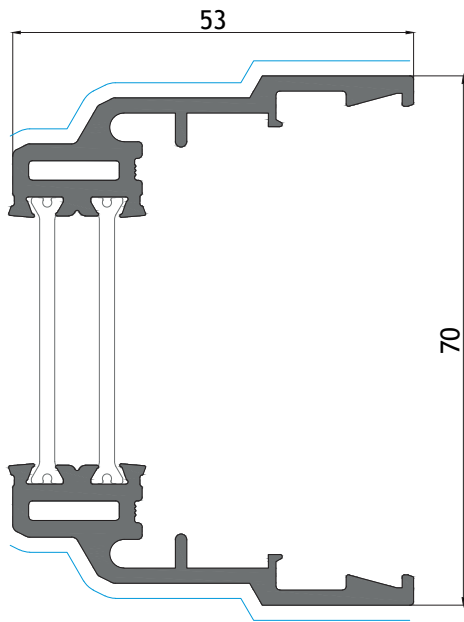
Perfil de alumínio para vidro
Glazing aluminum profile | Profilé d'aluminium pour verre



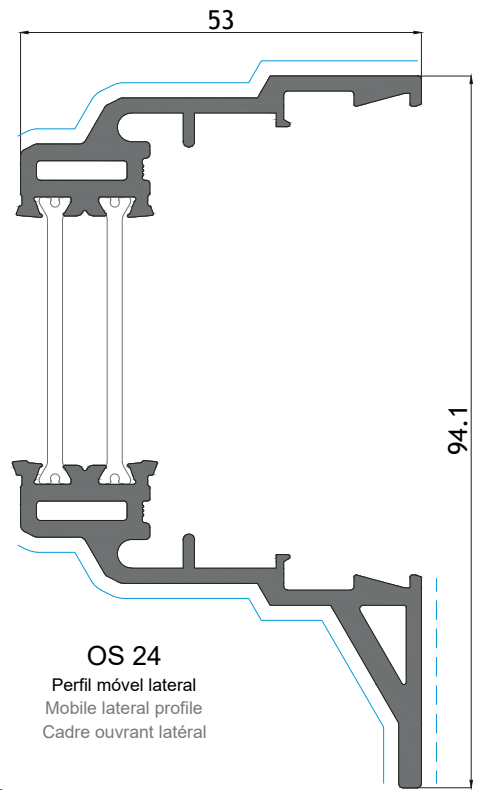
VO 86

Perfil de alumínio para vidro
Glazing aluminum profile
Profilé d'aluminium pour verre

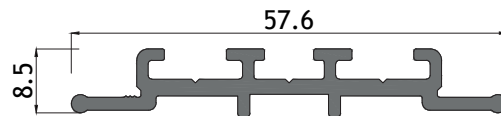
Tratamento de superfície | Surface treatment | Traitement de surface
 PB | PM | EF | EM
 Para mais informações, consultar Catálogo de Cores Anodizadas
 For further information, consult the Anodised Colours Catalogue | Pour plus d'informations, veuillez consulter le Catalogue des Couleurs Anodisées



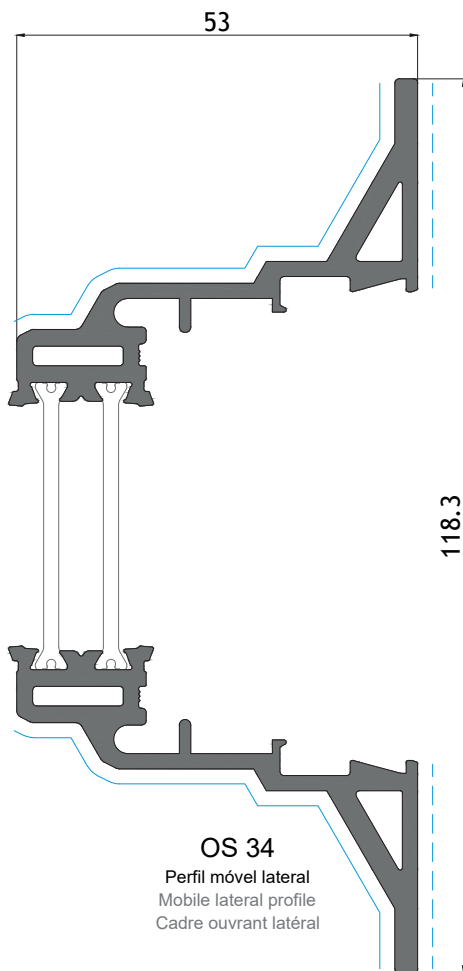
OS 14
Perfil móvel lateral
Mobile lateral profile
Cadre ouvrant latéral



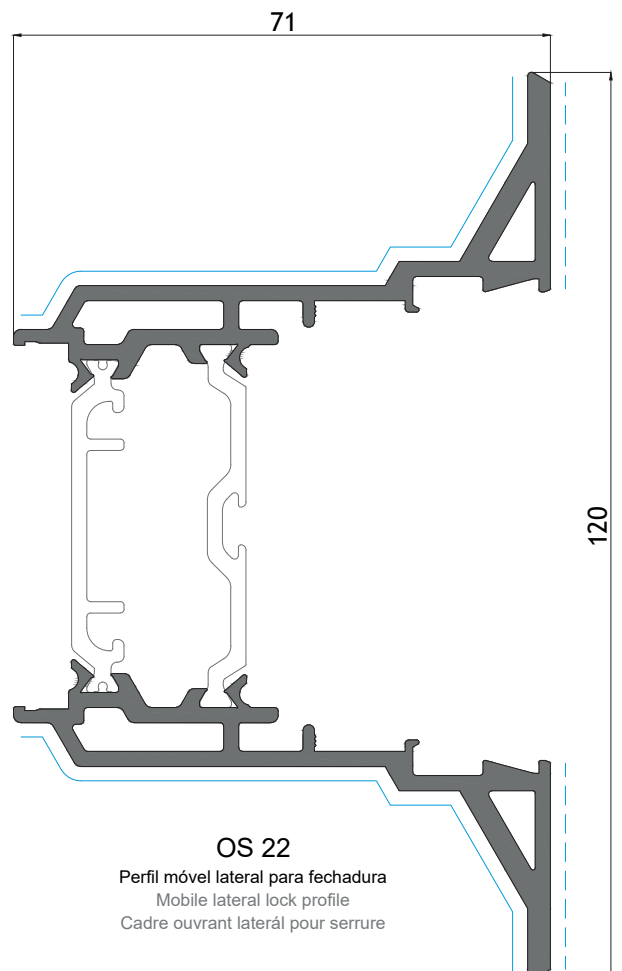
OS 24
Perfil móvel lateral
Mobile lateral profile
Cadre ouvrant latéral



OS 32
Perfil vareta | Perfil anodizado - Preto
Rod profile | Anodised profile - Black
Tige | Profilé anodisé - Noir

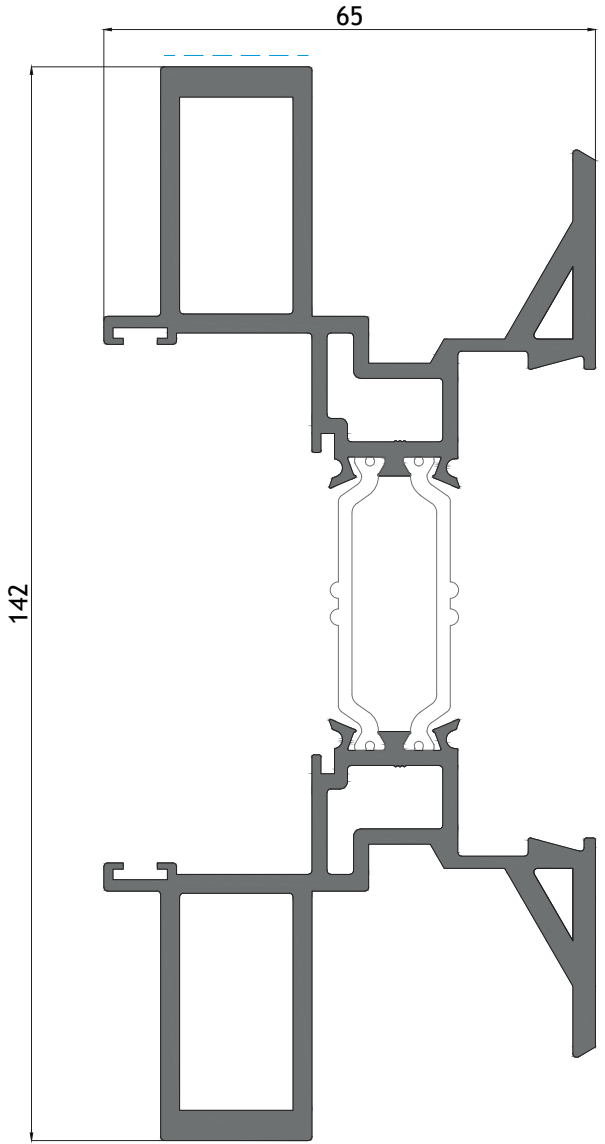


OS 34
Perfil móvel lateral
Mobile lateral profile
Cadre ouvrant latéral

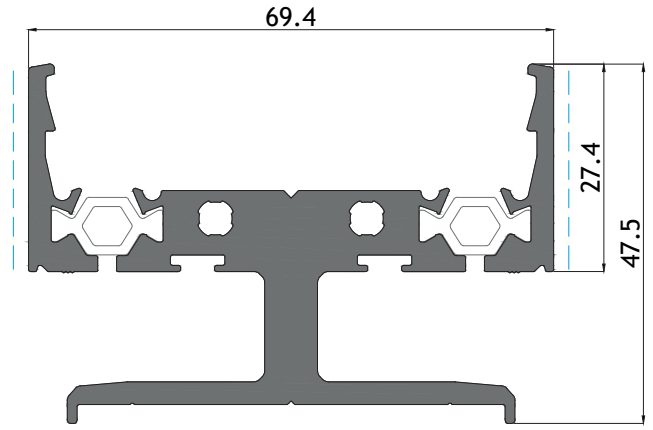


OS 22
Perfil móvel lateral para fechadura
Mobile lateral lock profile
Cadre ouvrant latéral pour serrure

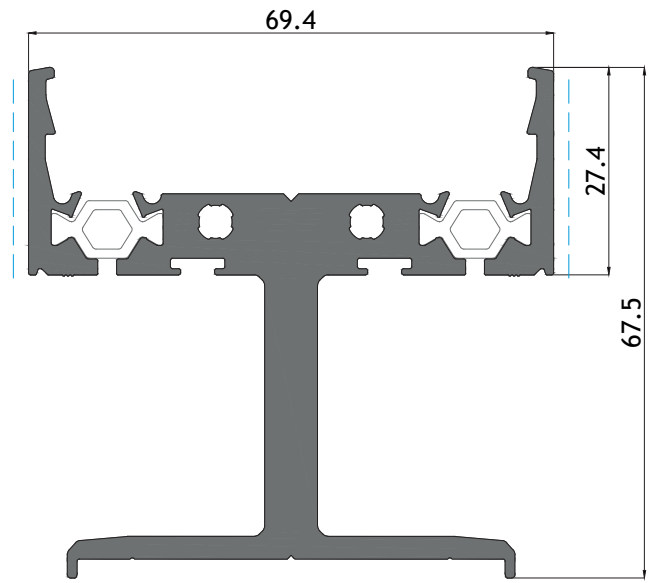
Treatmento de superfície | Surface treatment | Traitement de surface
PB | PM | EF | EM
PB | EF | EM
Para mais informações, consultar Catálogo de Cores Anodizadas
For further information, consult the Anodised Colours Catalogue | Pour plus d'informations, veuillez consulter le Catalogue des Couleurs Anodisées



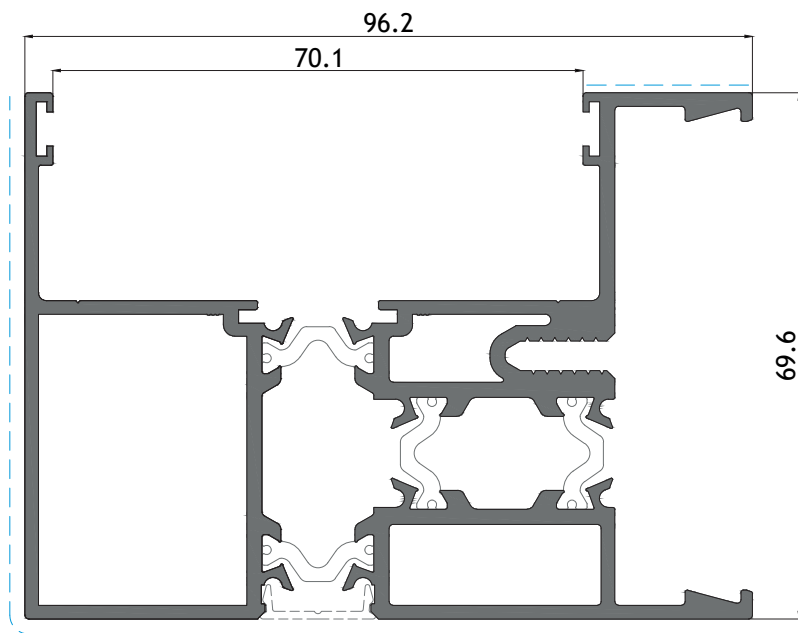
OS 88
Perfil união 3/4 folhas
3/4 Leaves connecting profile
Profilé pour connexion 3/4 vantaux



OS 28
Perfil móvel para soleira oculta
Concealed sill mobile profile
Profilé mobile pour seuil caché

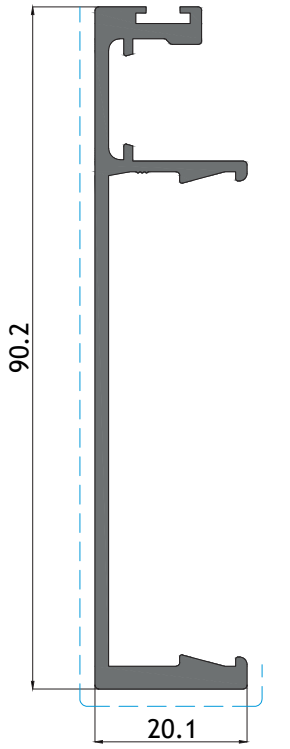


OS 38
Perfil móvel para soleira oculta
Concealed sill mobile profile
Profilé mobile pour seuil caché

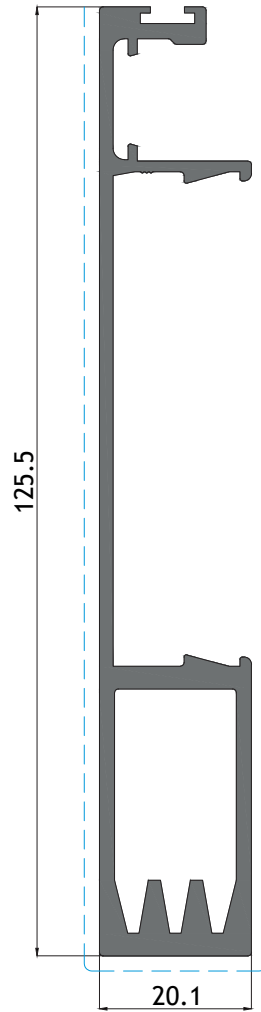


OS 65
Perfil canto 90°
90° Corner profile
Profilé de angle 90°

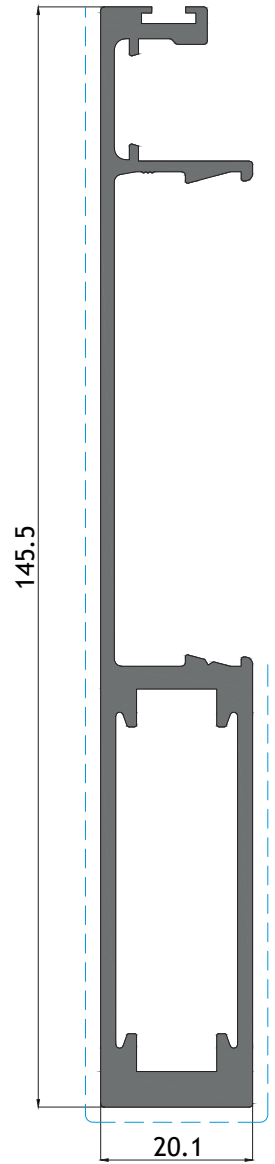
Treatmento de superfície | Surface treatment | Traitement de surface
PB | PM | EF | EM
Para mais informações, consultar Catálogo de Cores Anodizadas
For further information, consult the Anodised Colours Catalogue | Pour plus d'informations, veuillez consulter le Catalogue des Couleurs Anodisées



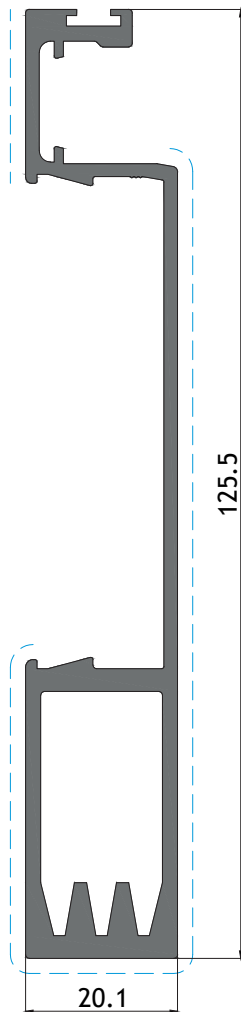
OS 13
Perfil central
Central profile | Profilé central



OS 53
Perfil central
Central profile | Profilé central



OS 63
Perfil central
Central profile | Profilé central

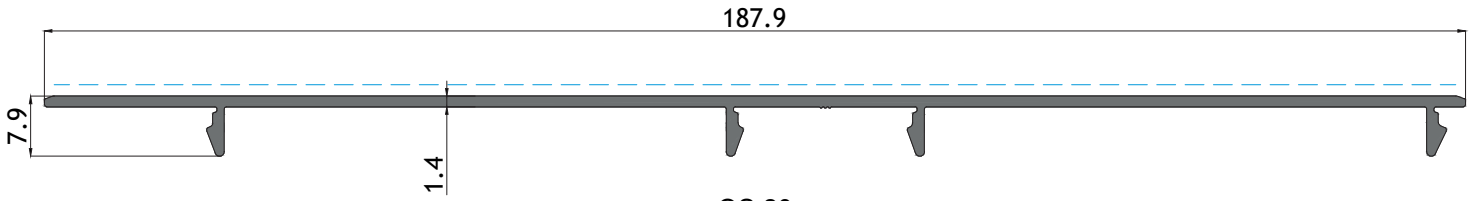


OS 77
Perfil central invertido
Inverted central profile | Profilé central inversé

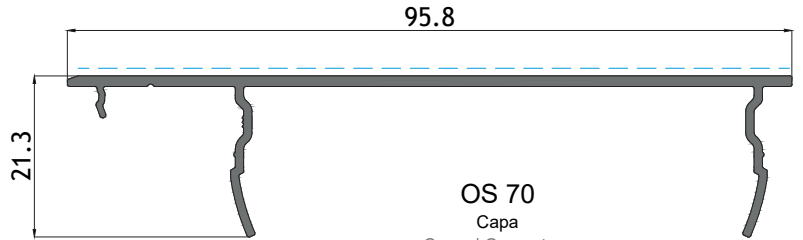


OS 57
Perfil central invertido
Inverted central profile | Profilé central inversé

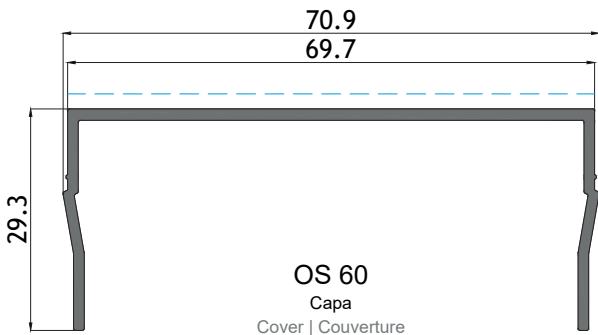
Treatmento de superficie | Surface treatment | Traitement de surface
PB | PM | EF | EM
Para mais informações, consultar Catálogo de Cores Anodizadas
For further information, consult the Anodised Colours Catalogue | Pour plus d'informations, veuillez consulter le Catalogue des Couleurs Anodisées



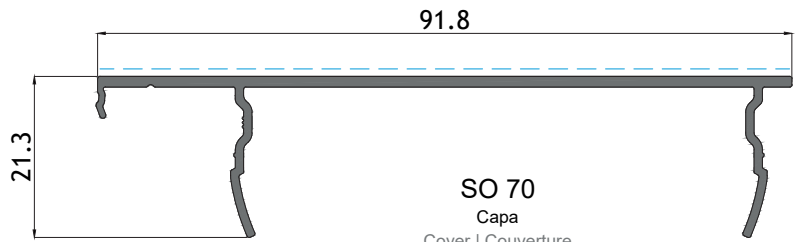
OS 20
Capa
Cover | Couverture



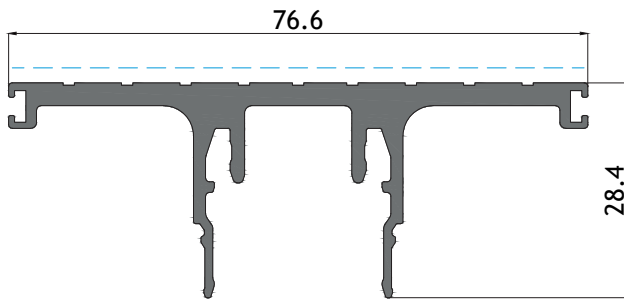
OS 70
Capa
Cover | Couverture



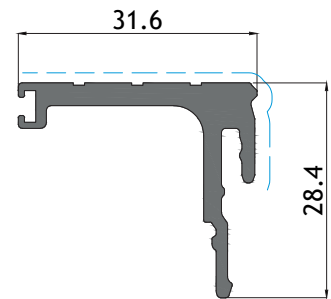
OS 60
Capa
Cover | Couverture



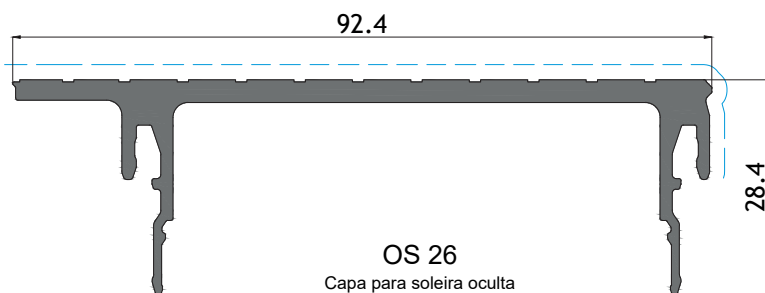
SO 70
Capa
Cover | Couverture



OS 45
Capa para soleira oculta
Concealed sill cover | Couverture pour seuil cacé



OS 46
Capa para soleira oculta
Concealed sill cover | Couverture pour seuil cacé

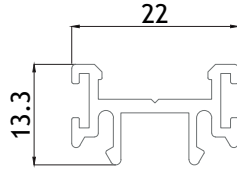


OS 26
Capa para soleira oculta
Concealed sill cover | Couverture pour seuil cacé

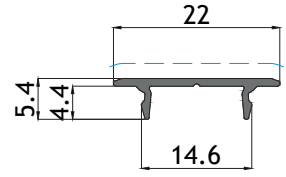
Tratamento de superfície | Surface treatment | Traitement de surface
 PB | PPM | IEF | EM
 Para mais informações, consultar Catálogo de Cores Anodizadas
 For further information, consult the Anodised Colours Catalogue | Pour plus d'informations, veuillez consulter le Catalogue des Couleurs Anodisées



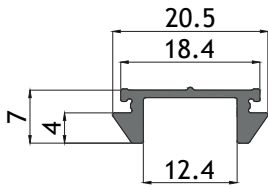
OS 801
Guia aço inox
Stainless steel guide | Guide acier inox



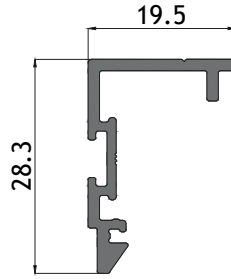
OS 95
Poliamida
Polyamide | Polyamide



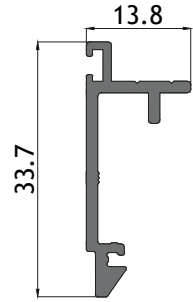
OS 30
Capa
Cover | Couverture



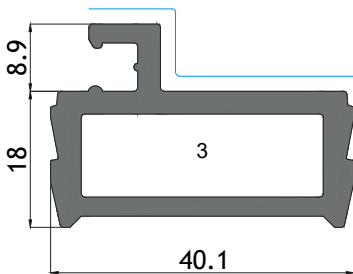
OS 35
Perfil guia superior
Perfil exclusivamente anodizado
Upper guide profile
Exclusively anodised profile
Profilé guide supérieur
Profilé exclusivement anodisé



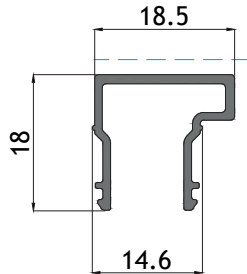
SO 36
Guia para motorização
Perfil exclusivamente anodizado
Motorization guide
Exclusively anodised profile
Guide pour motorisation
Profilé exclusivement anodisé



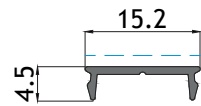
SO 37
Guia para motorização
Perfil exclusivamente anodizado
Motorization guide
Exclusively anodised profile
Guide pour motorisation
Profilé exclusivement anodisé



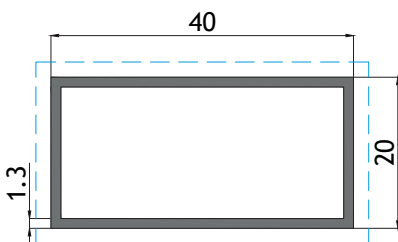
OS 47
Perfil mosquiteira
Flynet profile | Profilé pour mosquitaire



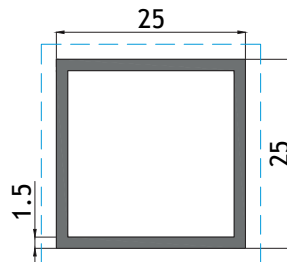
OS 48
Perfil mosquiteira
Flynet profile | Profilé pour mosquitaire



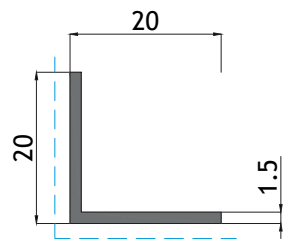
AT 30
Capa
Cover | Couverture



KP 42
Tubo
Tube | Tube

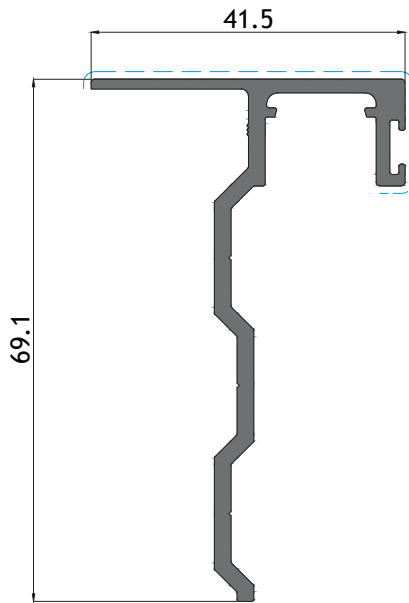


KQ 25
Tubo
Tube | Tube



KL 20
Cantoneira
Angle bracket | Équerre de fixation

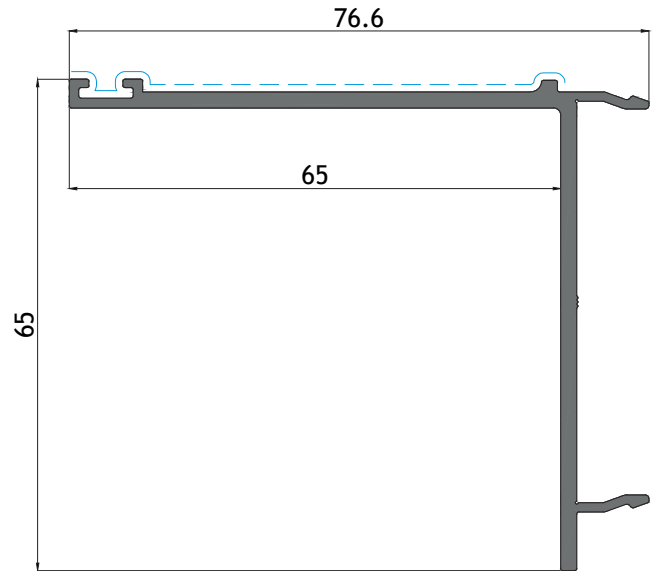
Tratamento de superfície | Surface treatment | Traitement de surface
 PB | IPM | IEF | IEM
 Para mais informações, consultar Catálogo de Cores Anodizadas
 For further information, consult the Anodised Colours Catalogue | Pour plus d'informations, veuillez consulter le Catalogue des Couleurs Anodisées



SO 45

Perfil complementar para solução de embutir

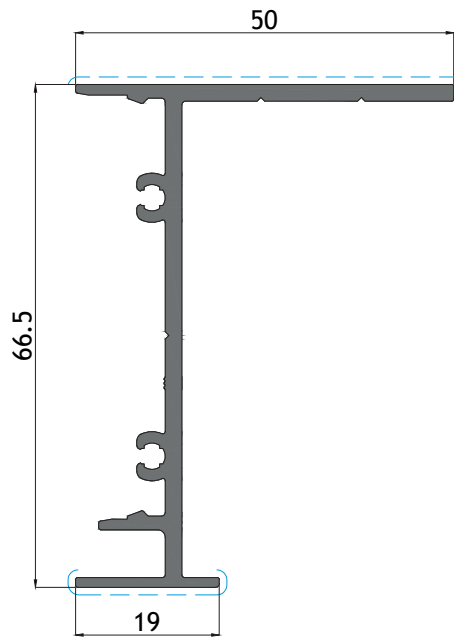
Complementary profile for pocket solution | Profilé complémentaire pour galandage



SO 46

Perfil remate para solução de embutir

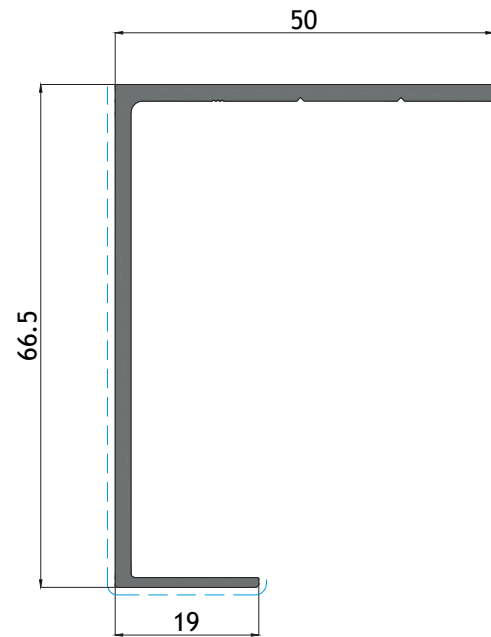
Finishing profile for pocket solution | Profilé de finition pour galandage



SO 47

Perfil remate para solução de embutir

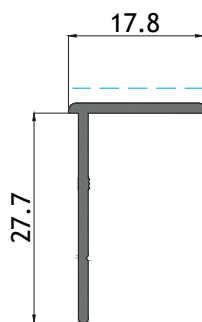
Finishing profile for pocket solution | Profilé de finition pour galandage



SO 48

Perfil remate para solução de embutir

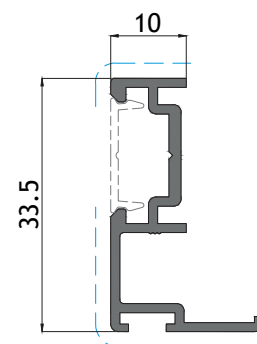
Finishing profile for pocket solution | Profilé de finition pour galandage



JM 81

Perfil complementar

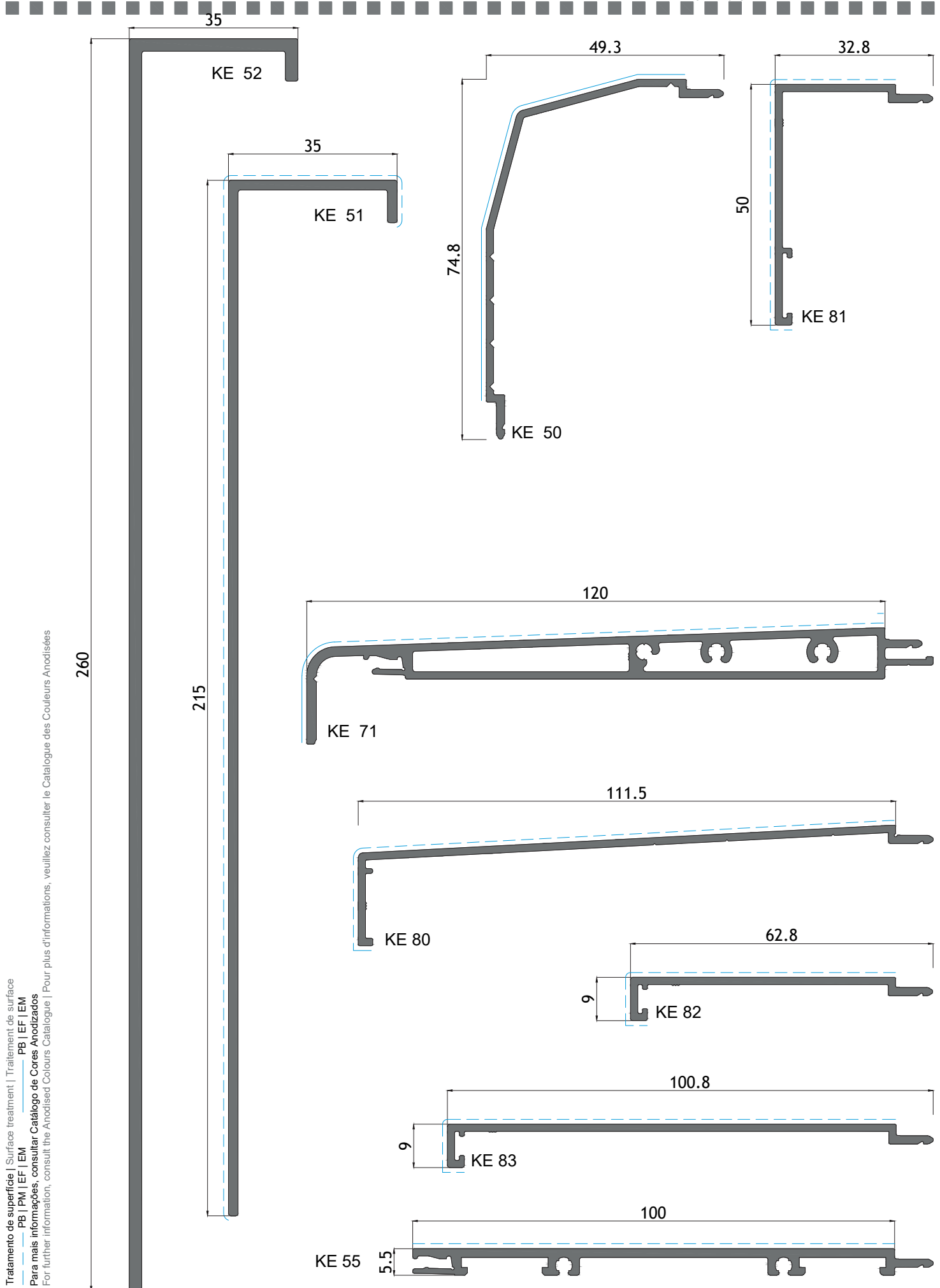
Complementary profile | Profilé complémentaire

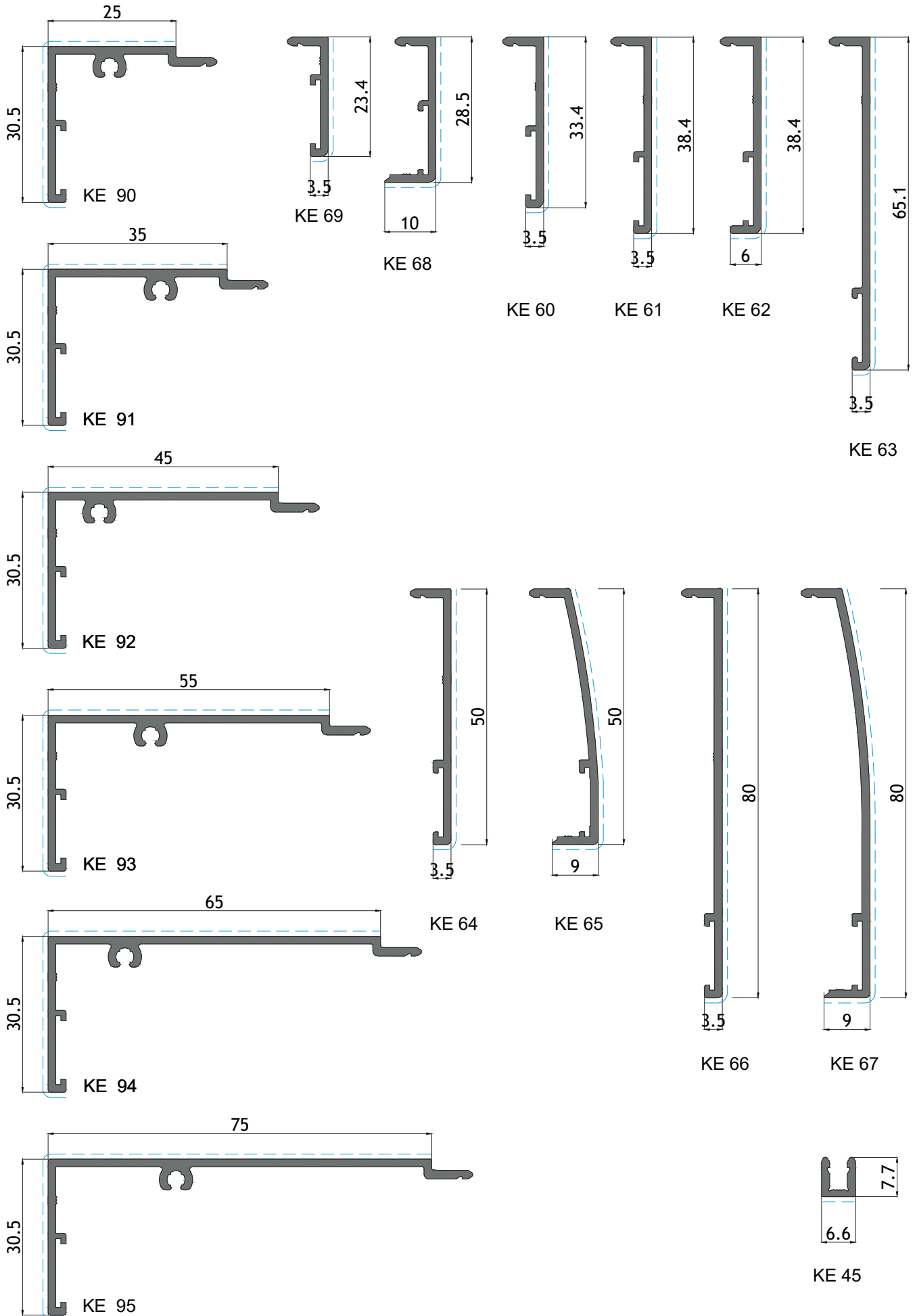


JF 66

Perfil complementar

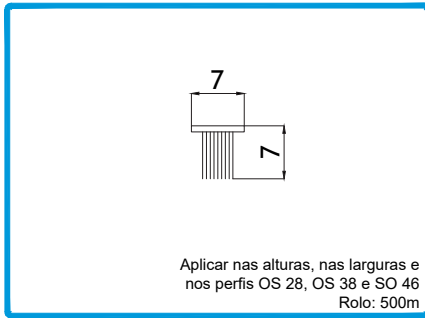
Complementary profile | Profilé complémentaire





Tratamento de superfície | Surface treatment | Traitement de surface
 PB | PM | EF | EM
 Para mais informações, consultar Catálogo de Cores Anodizadas
 For further information, consult the Anodised Colours Catalogue | Pour plus d'informations, veuillez consulter le Catalogue des Couleurs Anodisées

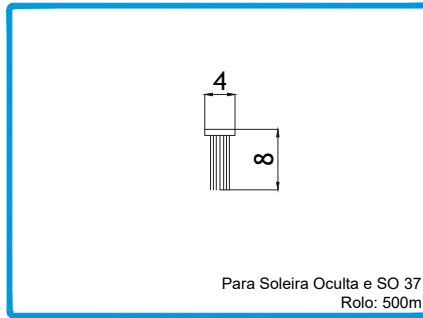
VEDANTES E PELÚCIAS | SEALS AND GASKETS | JOINTS ET JOINTS BROSSES



Aplicar nas alturas, nas larguras e nos perfis OS 28, OS 38 e SO 46
Rolo: 500m

208458
208467

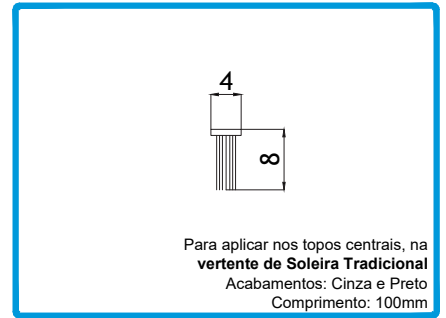
PELÚCIA 7x7 Cinza
PELÚCIA 7x7 Preta



Para Soleira Oculta e SO 37
Rolo: 500m

208468
208469

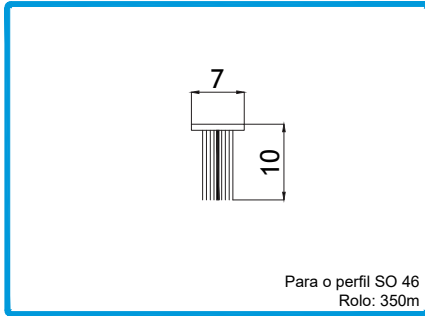
PELÚCIA SRF 4X8 2P1M Cinza
PELÚCIA SRF 4X8 2P1M Preta



Para aplicar nos topos centrais, na **vertente de Soleira Tradicional**
Acabamentos: Cinza e Preto
Comprimento: 100mm

208597

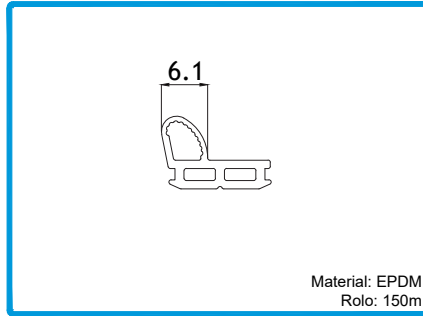
PELÚCIA SRF 4X8X100 2P1M



Para o perfil SO 46
Rolo: 350m

208434
208304

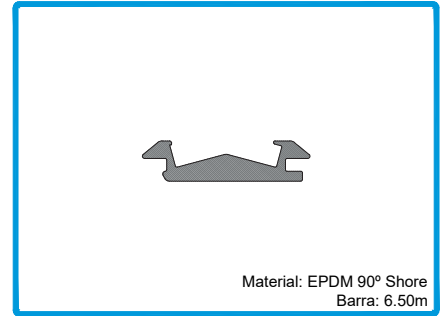
PELÚCIA 7x10 STOP-FIN Cinza
PELÚCIA 7x10 STOP-FIN Preta



Material: EPDM
Rolo: 150m

208499

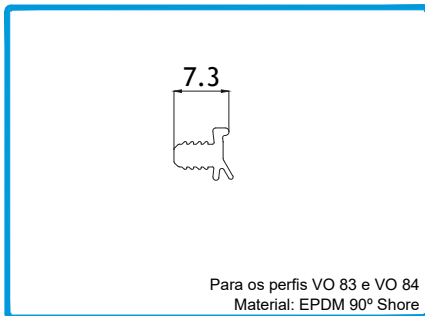
JUNTA VEDAÇÃO 2063N



Material: EPDM 90° Shore
Barra: 6.50m

208193

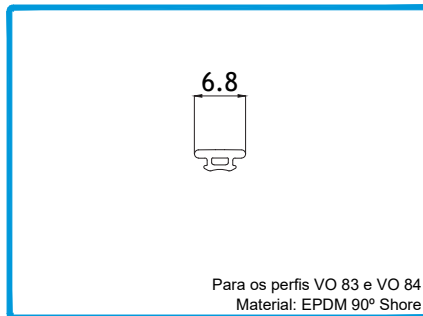
VD 2060



Para os perfis VO 83 e VO 84
Material: EPDM 90° Shore

208187

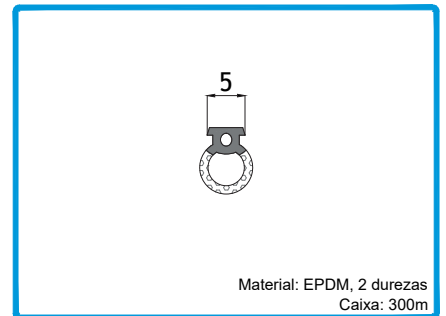
JUNTA VD 2076



Para os perfis VO 83 e VO 84
Material: EPDM 90° Shore

208186

JUNTA VD 2075



Material: EPDM, 2 durezas
Caixa: 300m

208008

JUNTA DE ESTANQUIDADE 2051

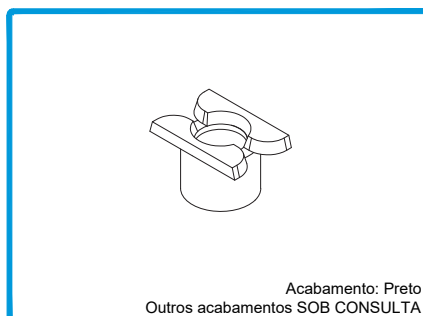
GOTEIRAS | DRIPS | GOUÏTIÈRES



Acabamentos: Preto | Branco

210280

GOTEIRA SOS C/ VÁLVULA

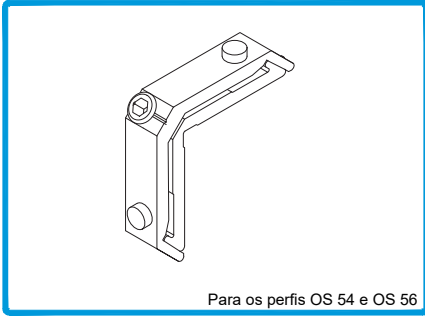


Acabamento: Preto
Outros acabamentos SOB CONSULTA

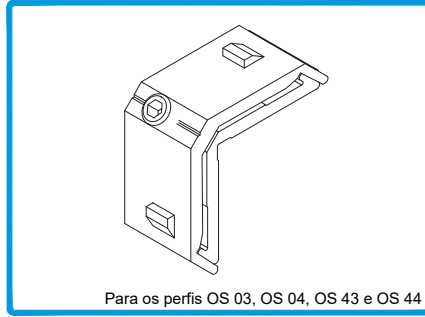
210265

GOTEIRA COM VÁLVULA BOLA


ACESSÓRIOS PARA OS AROS | FRAME ACCESSORIES | ACCESSOIRES POUR LES CADRES



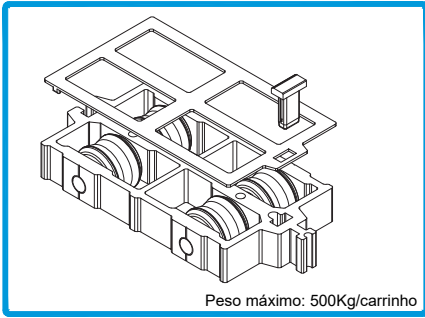
204851 ESQUADRO 18-1412-C
Para os perfis OS 54 e OS 56



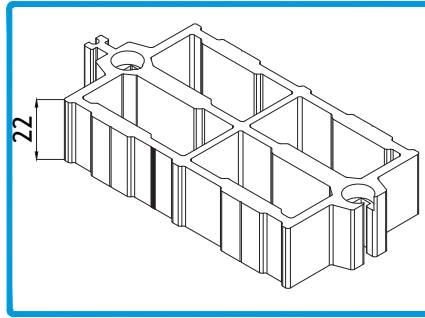
204144 ESQUADRO 18-2212-C
Para os perfis OS 03, OS 04, OS 43 e OS 44



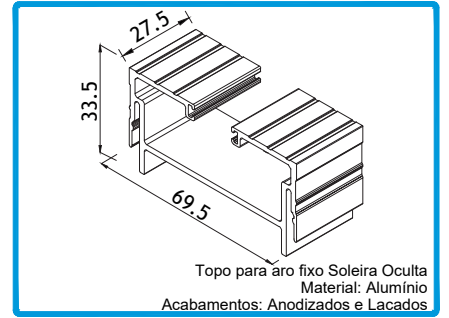
213246 CANTO CR S/SB



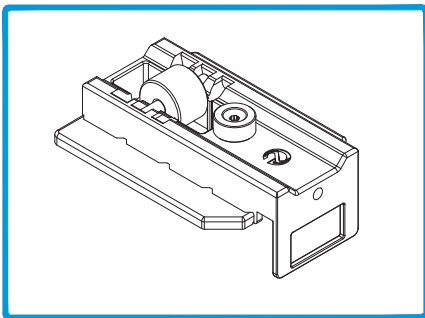
205164 CARRINHO OS Nº 6 (TRIPLE V3)
Peso máximo: 500Kg/carrinho



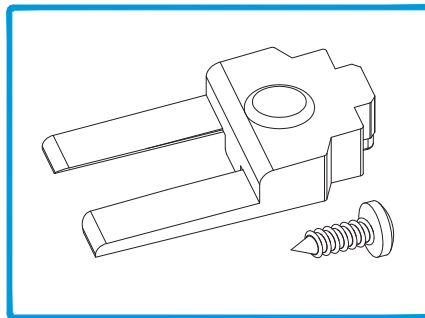
218135 CALÇO FIXO OS-TRIPLE



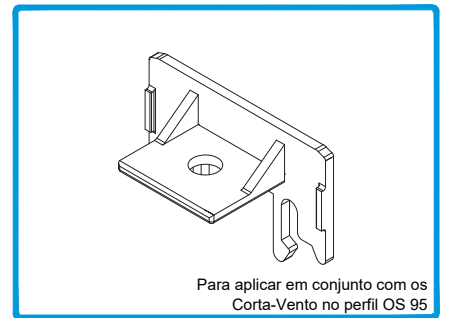
210155 TOPO ARO FIXO SOL. OCULTA V3
Topo para aro fixo Soleira Oculta
Material: Alumínio
Acabamentos: Anodizados e Lacados



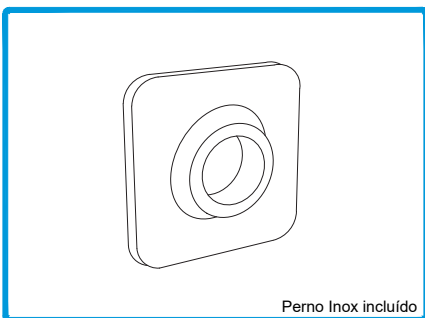
205161 CARRINHO-GUIA OS SUPERIOR Nº3



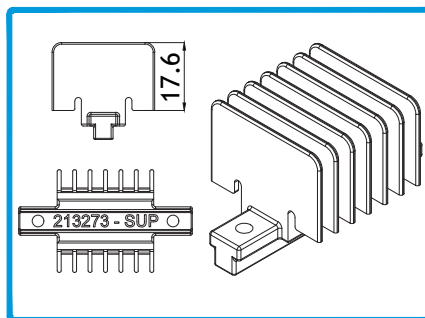
215078 PEÇA ANTI-LEVANTAMENTO OS



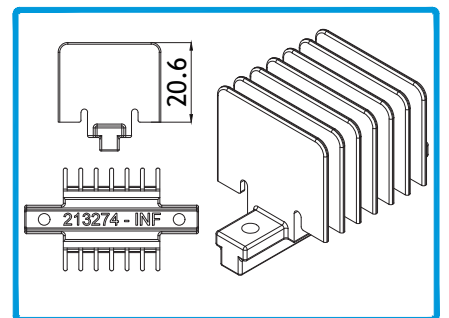
210510 TOPO BLOQUEIO PELÚCIA CV
Para aplicar em conjunto com os
Corta-Vento no perfil OS 95



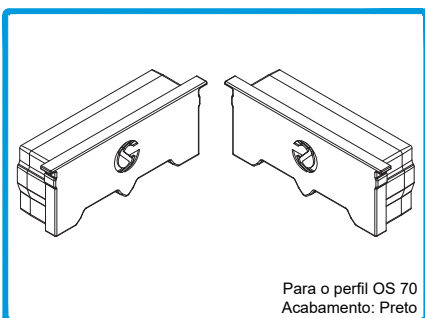
215194 CHAPA BLOQUEIO PELÚCIA
Perno Inox incluído



213273 CORTA VENTO SUPERIOR OS



213274 CORTA VENTO INFERIOR OS



212453 CONJUNTO AMORTECEDOR V3
Para o perfil OS 70
Acabamento: Preto

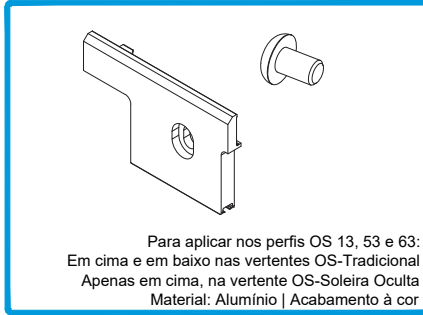
ACESSÓRIOS PARA AROS MÓVEIS CENTRAIS

CENTRAL MOBILE FRAMES ACCESSORIES | ACCESSOIRES POUR CADRES OUVRANTS CENTRAUX



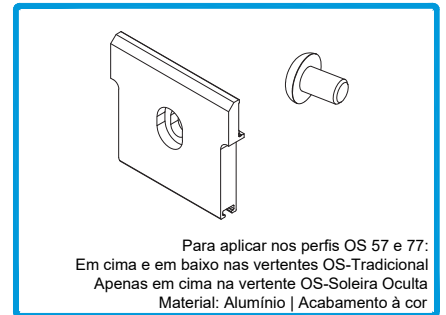
Para aplicar nos perfis OS 13, 53 e 63:
Em cima e em baixo nas vertentes OS-Tradicional
Apenas em cima, na vertente OS-Soleira Oculta
Material: Alumínio | Acabamento à cor

210097 TOPO CENTRAL N°3 OS V3 ESQUERDO



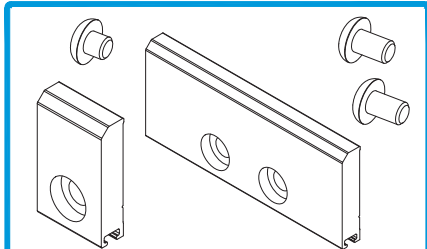
Para aplicar nos perfis OS 13, 53 e 63:
Em cima e em baixo nas vertentes OS-Tradicional
Apenas em cima, na vertente OS-Soleira Oculta
Material: Alumínio | Acabamento à cor

210098 TOPO CENTRAL N°3 OS V3 DIREITO



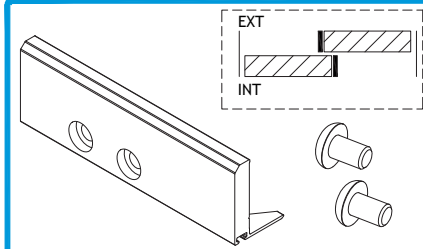
Para aplicar nos perfis OS 57 e 77:
Em cima e em baixo nas vertentes OS-Tradicional
Apenas em cima na vertente OS-Soleira Oculta
Material: Alumínio | Acabamento à cor

210099 TOPO CENTRAL INVERTIDO N°5 OS V3



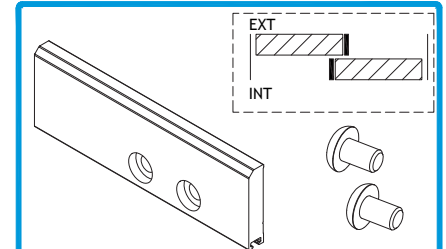
Para aplicar nos perfis OS 57 e 77:
Apenas em baixo, na vertente OS-Soleira Oculta
Material: Alumínio | Acabamento à cor

212452 CONJUNTO TOPO CENTRAL INV. N°9 OS V3 SOL. OCULTA



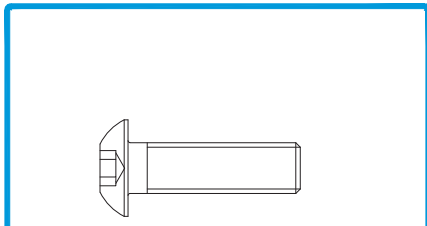
Para aplicar nos perfis OS 13, 53 e 63:
Apenas em baixo, na vertente OS-Soleira Oculta
Material: Alumínio | Acabamento à cor

210133 TOPO CENTRAL N°7 OS V3 SOL. OCULTA ESQ



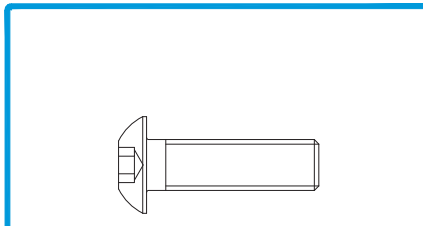
Para aplicar nos perfis OS 13, 53 e 63:
Apenas em baixo, na vertente OS-Soleira Oculta
Material: Alumínio | Acabamento à cor

210134 TOPO CENTRAL N°7 OS V3 SOL. OCULTA DIR



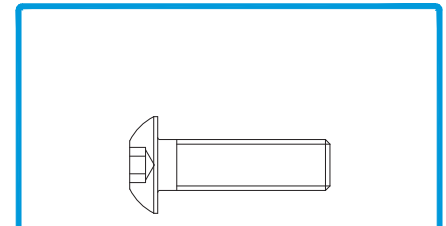
Para quando os Topos são à cor Preta
Aplicar no Conj. Topo Central Inv. n° 9 OS V3 Sol. Oculta

290040 PARAFUSO 7380 M5x6 INOX PRETO



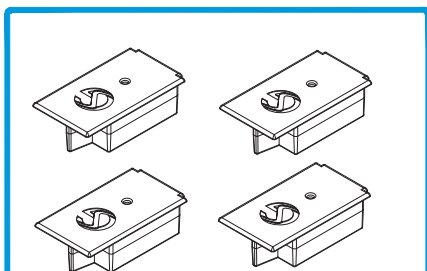
Para quando os Topos são à cor Preta
Para aplicar em:
Topo Central n° 3 OS V3 Esq./Dir.
Topo Central Invertido n° 5 OS-V3

290041 PARAFUSO 7380 M5x8 INOX PRETO



Para quando os Topos são à cor Preta
Para aplicar em:
Topo Central n° 7 OS-V3 Sol. oculta Esq/Dir
Conjunto Topo Central Inv. N°9 OS V3 Sol Oculta

290042 PARAFUSO 7380 M5x16 INOX PRETO

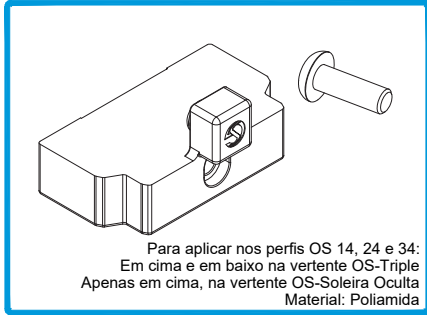


Aplicar no perfil OS 53
Acabamento: Preto

212066 CONJUNTO TOPOS OS 61

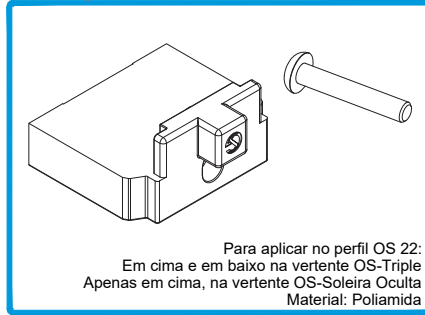
ACESSÓRIOS PARA AROS MÓVEIS LATERAIS

LATERAL MOBILE FRAMES ACCESSORIES | ACCESSOIRES POUR CADRES OUVRANTS LATÉRAUX



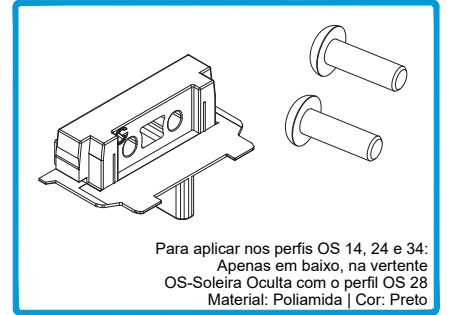
210139 TOPO LATERAL SUP. INF. Nº4 OS-V3

Para aplicar nos perfis OS 14, 24 e 34:
Em cima e em baixo na vertente OS-Triple
Apenas em cima, na vertente OS-Soleira Oculta
Material: Poliamida



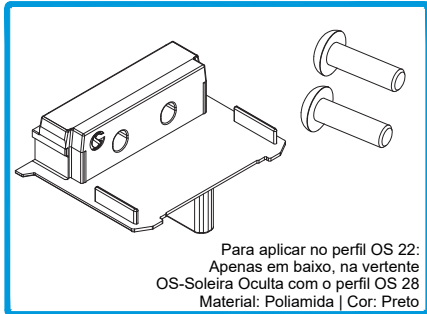
210151 TOPO LATERAL SUP. INF. Nº14 OS-V3 - FECHADURA

Para aplicar no perfil OS 22:
Em cima e em baixo na vertente OS-Triple
Apenas em cima, na vertente OS-Soleira Oculta
Material: Poliamida



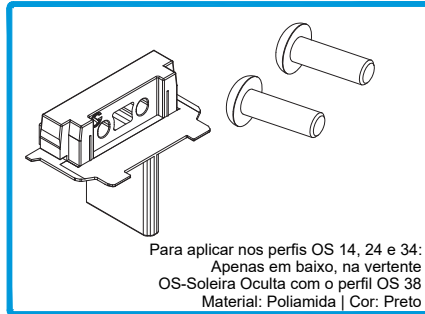
210152 TOPO LATERAL INF. 20MM Nº6 OS-V3 S. INVISÍVEL

Para aplicar nos perfis OS 14, 24 e 34:
Apenas em baixo, na vertente OS-Soleira Oculta com o perfil OS 28
Material: Poliamida | Cor: Preto



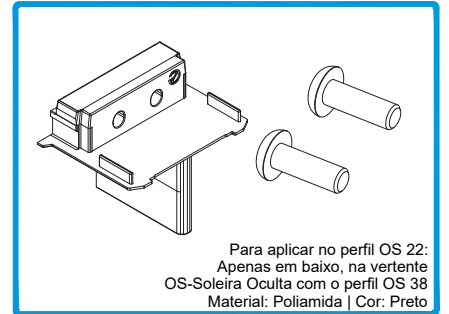
210143 TOPO LATERAL INF. 20MM Nº8 OS-V3 S. INVIS.-FECHADURA

Para aplicar no perfil OS 22:
Apenas em baixo, na vertente OS-Soleira Oculta com o perfil OS 28
Material: Poliamida | Cor: Preto



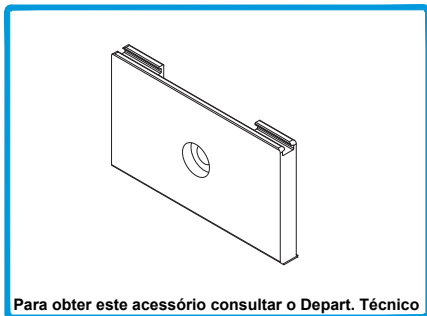
210145 TOPO LATERAL INF. 40MM Nº10 OS-V3 S. INVISÍVEL

Para aplicar nos perfis OS 14, 24 e 34:
Apenas em baixo, na vertente OS-Soleira Oculta com o perfil OS 38
Material: Poliamida | Cor: Preto



210148 TOPO LAT. INF. 40MM Nº12 OS-V3 S. INVIS.-FECHADURA

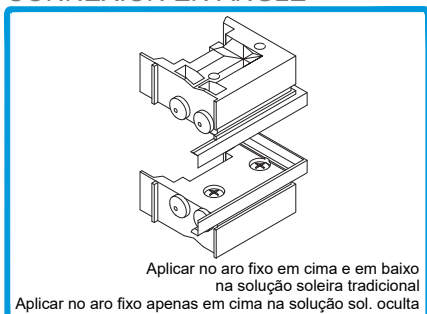
Para aplicar no perfil OS 22:
Apenas em baixo, na vertente OS-Soleira Oculta com o perfil OS 38
Material: Poliamida | Cor: Preto



Para obter este acessório consultar o Depart. Técnico

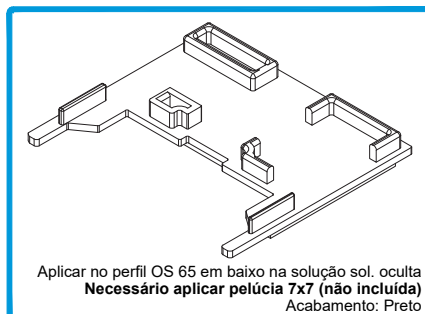
TOPO LATERAL OS V3 - MOTORIZADA

ACESSÓRIOS PARA LIGAÇÃO DE CANTO | CORNER CONNECTION ACCESSORIES | ACCESSOIRES DE CONNEXION EN ANGLE



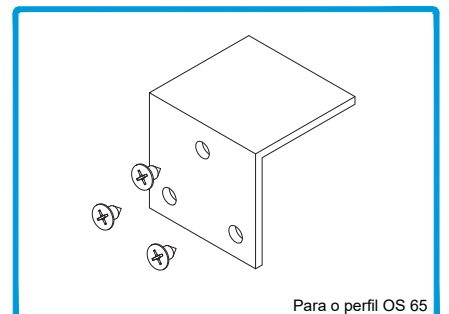
212075 CONJUNTO TOPOS CANTO OS 65

Aplicar no aro fixo em cima e em baixo na solução soleira tradicional
Aplicar no aro fixo apenas em cima na solução sol. oculta



210236 TOPO INF SOL. OCULTA OS 65

Aplicar no perfil OS 65 em baixo na solução sol. oculta
Necessário aplicar pelúcia 7x7 (não incluída)
Acabamento: Preto

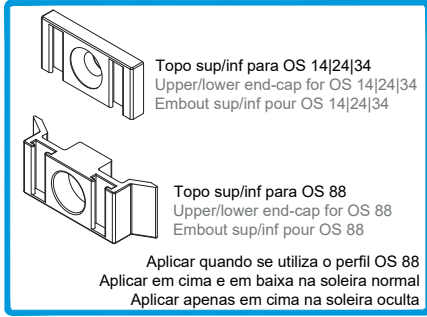


213306 ÂNGULO REMATE CENTRAL

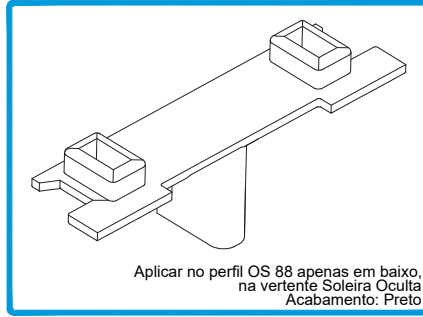
Para o perfil OS 65

ACESSÓRIOS PARA LIGAÇÃO 2 FOLHAS

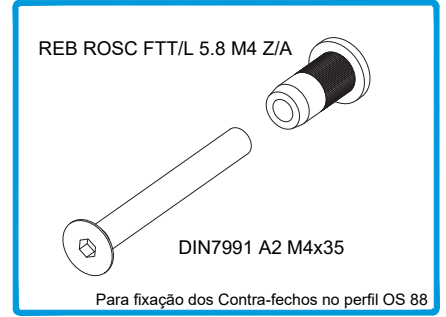
2 LEAVES CONNECTION ACCESSORIES | ACCESSOIRES POUR CONNEXION 2 VANTAUX



212124 CONJUNTO TOPOS PARA OS 27

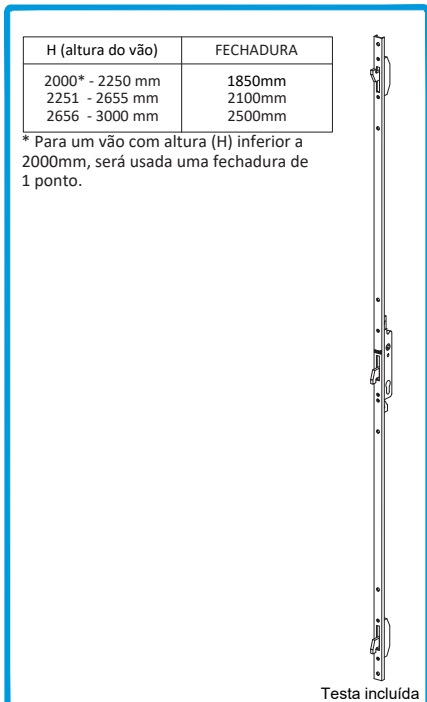


210234 TOPO INF. SOL. OCULTA OS 88

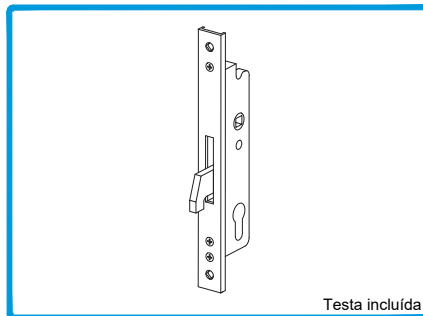


212017 CONJUNTO FIXAÇÃO FERRAGEM MULTI-PONTO

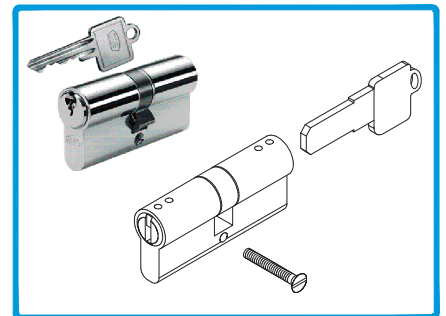
SISTEMAS DE FECHO | LOCKING SYSTEMS | SYSTÈMES DE FERMETURE



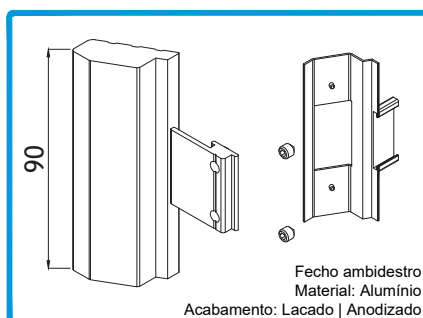
201198 FECHADURA OS TESTA U 1850mm
201199 FECHADURA OS TESTA U 2100mm
201200 FECHADURA OS TESTA U 2500mm



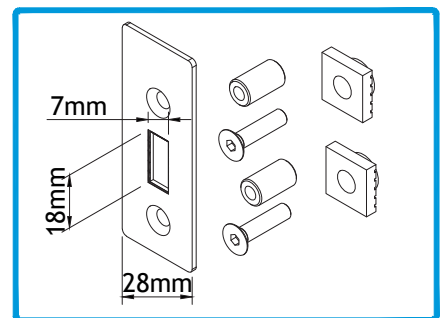
201201 FECHADURA OS MONOPONTO TESTA U



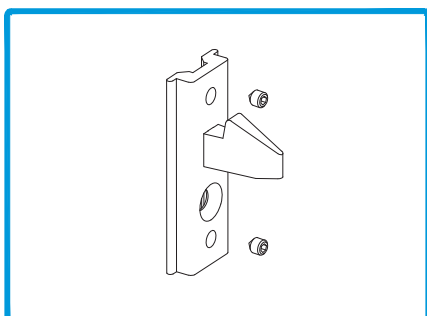
207404 CILINDRO SEGURANÇA 45/45



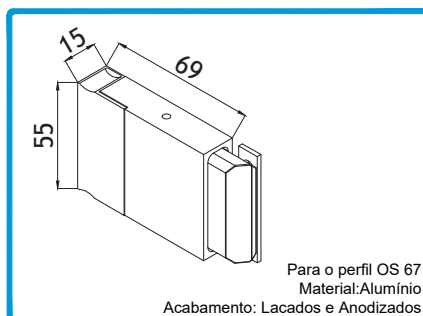
201065 FECHO LATERAL OS Nº3



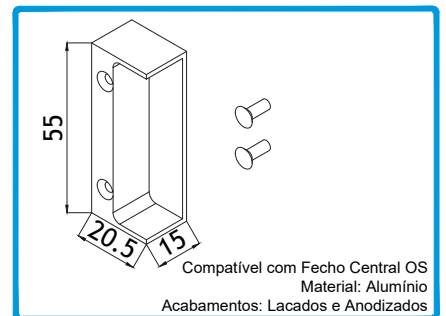
280021 TESTA PARA FECHO OS (TRIPLE V3)



202312 CONTRA-FECHO OS - INOX 316L

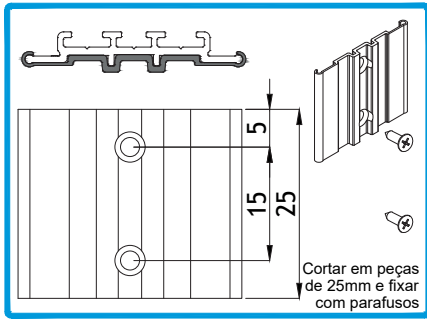


201274 FECHO CENTRAL OS

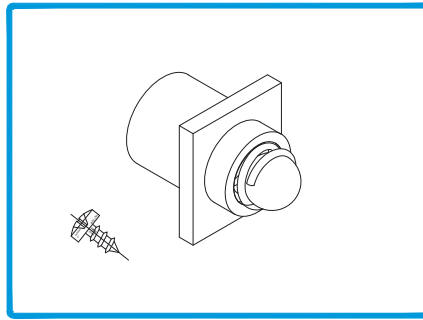


299095 CAPA P/ FECHO CENTRAL OS

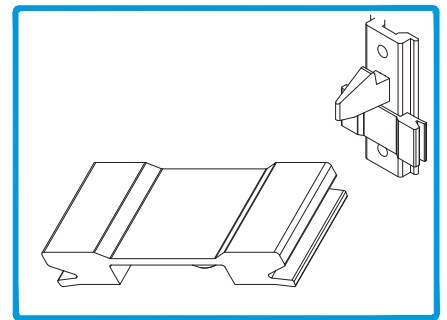
SISTEMAS DE FECHO | LOCKING SYSTEMS | SYSTÈMES DE FERMETURE



210082 TOPO P/ OS32 (TRIPLE V3) C/ 1MT

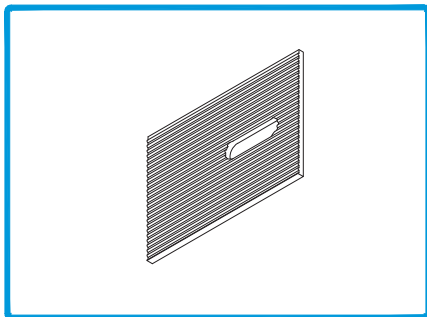


228166 MOLA RETENÇÃO PARA FECHO OS

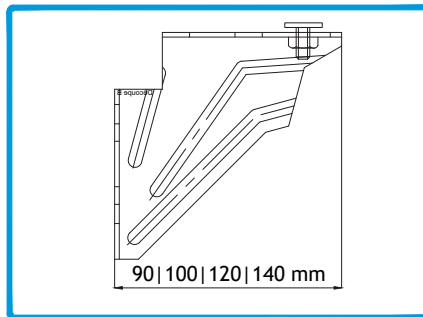


213217 AMORTECEDOR OS

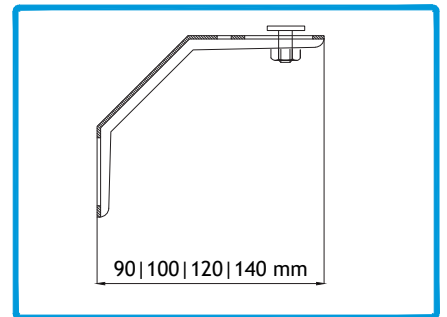
ACESSÓRIOS *RENOVATIO* | *RENOVATIO* ACCESSORIES | ACCESSOIRES *RENOVATIO*



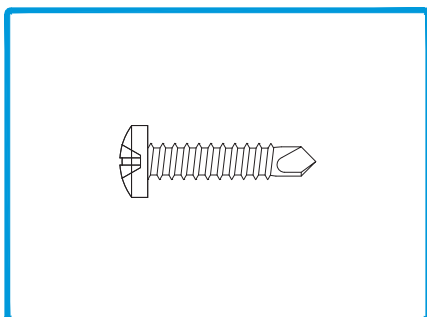
218116 CALÇO SEPARADOR 50x70mm



230309 SUPORTE FIXAÇÃO 90mm
230014 SUPORTE FIXAÇÃO 100mm
230019 SUPORTE FIXAÇÃO 120mm
230308 SUPORTE FIXAÇÃO 140mm

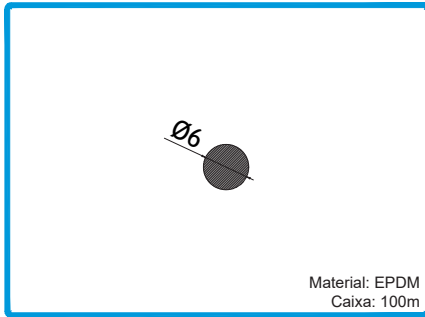


213257 ÂNGULO FIXAÇÃO 90mm
213239 ÂNGULO FIXAÇÃO 100mm
213240 ÂNGULO FIXAÇÃO 120mm
213256 ÂNGULO FIXAÇÃO 140mm



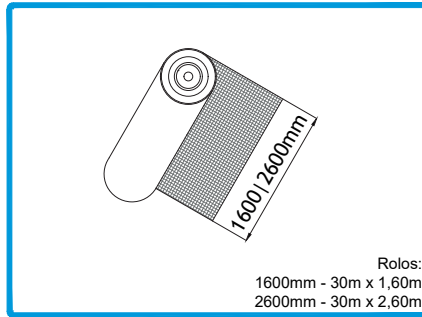
290130 PARAF. AUTO-PERF.
DIN 7504-N 4,8x25 A2

ACESSÓRIOS PARA MOSQUITEIRA | MOSQUITO NET ACCESSORIES | ACCESSOIRES POUR MOUSTIQUAIRE



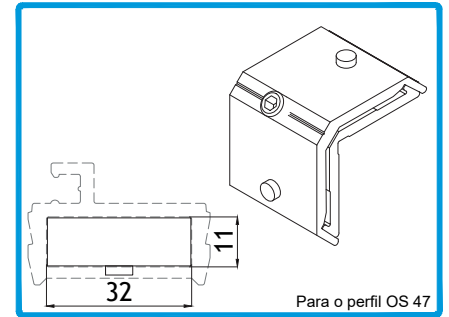
208310 JUNTA MOSQUITEIRO 1027 Pr.

Material: EPDM
Caixa: 100m



229105 REDE MOSQ. FIBRA 1600mm (Cinza)
229106 REDE MOSQ. FIBRA 2600mm (Cinza)

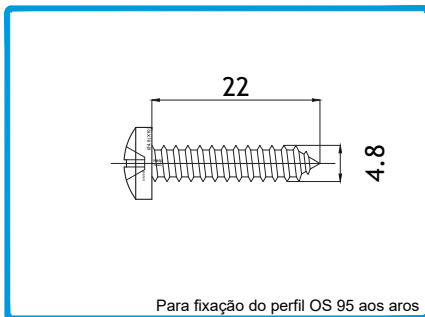
Rolos:
1600mm - 30m x 1,60m
2600mm - 30m x 2,60m



204149 ESQUADRO 18-3112-C

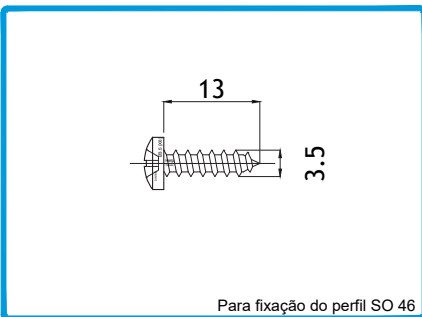
Para o perfil OS 47

DIVERSOS | DIVERS | DIVERS



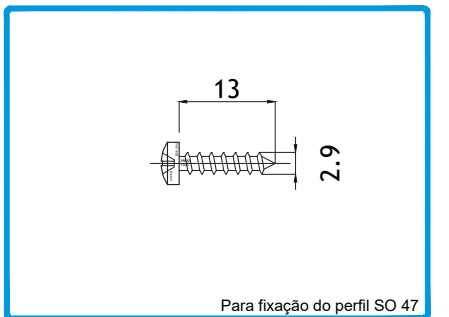
290020 PARAFUSO PAR 006 7/8x10 CQ

Para fixação do perfil OS 95 aos aros



290720 PARAFUSO PKI PH 1/2X6 CQ

Para fixação do perfil SO 46



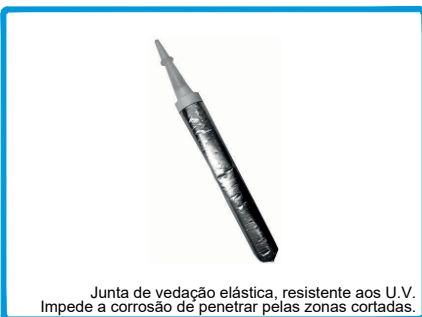
PARAFUSO DIN7981 2,9X13 A2

Para fixação do perfil SO 47



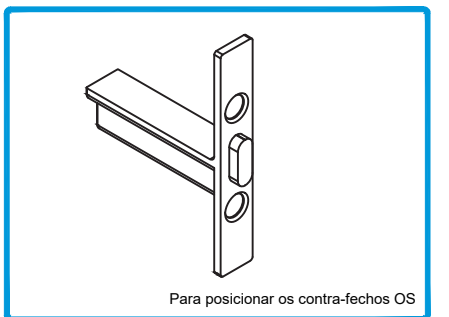
208704 PRODUTO LIMPEZA DE ALUMÍNIO (1L) Transparente

Limpeza de alumínio lacado ou anodizado
Para preparação das superfícies a serem unidas
e limpeza final



208019 SELA JUNTAS 150gr. (Cinza)

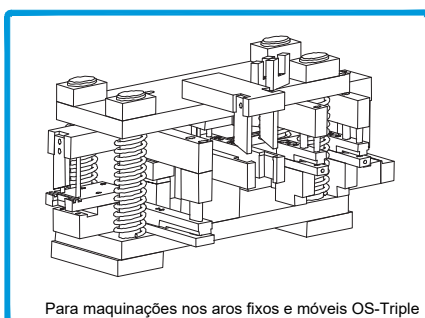
Junta de vedação elástica, resistente aos U.V.
Impede a corrosão de penetrar pelas zonas cortadas.



211602 GABARITO P/ CONTRA-FECHOS OS

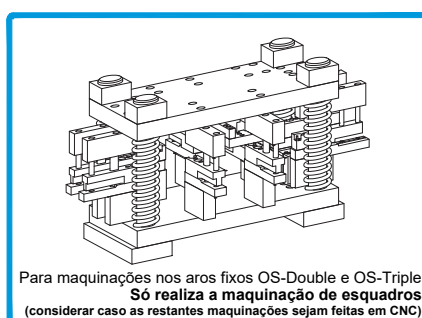
Para posicionar os contra-fechos OS

FERRAMENTAS | TOOLS | OUTILS



408046 CORTANTE OS-TRIPLE

Para maquinações nos aros fixos e móveis OS-Triple



408174 CORTANTE ESQUADROS OS

Para maquinações nos aros fixos OS-Double e OS-Triple
Só realiza a maquinação de esquadros
(considerar caso as restantes maquinações sejam feitas em CNC)



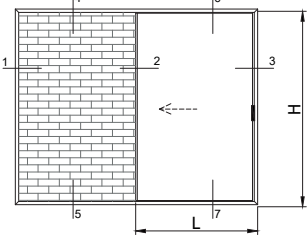
OS-TRIPLE

TRADICIONAL
CLASSIC | CLASSIQUE

JANELA DE CORRER 1 FOLHA DE EMBUTIR

1 LEAF HIDDEN SLIDING WINDOW

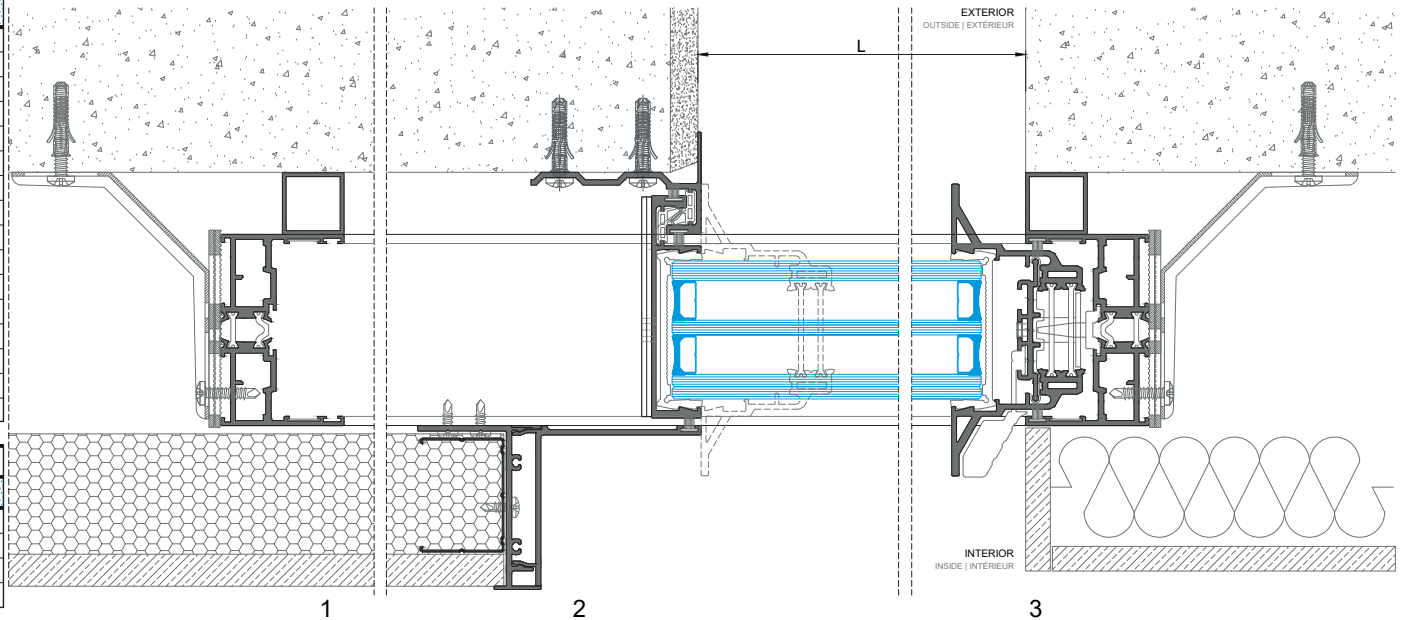
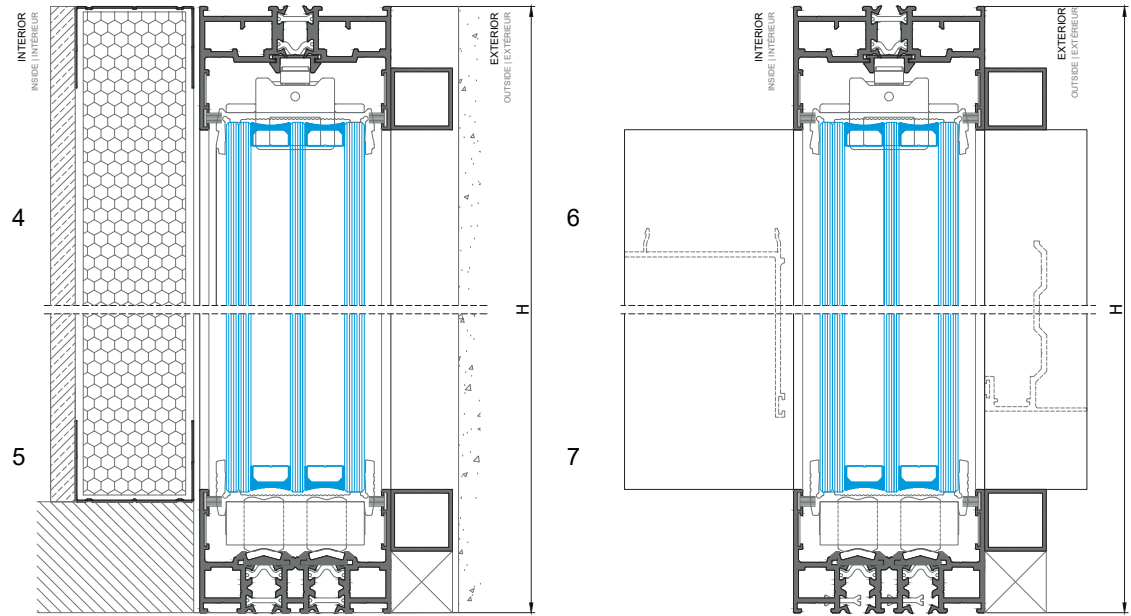
FENÊTRE COULISSANT À GALANDAGE 1 VANTAIL



PERFIS PROFILES PROFILÉS					
CÓDIGO CODE	DESIGNAÇÃO DESIGNATION NOMINATION	CORTE HORIZ. HORIZONTAL CUT	CORTE VERT. VERTICAL CUT	QUANT. QUANTITY	CORTE CUT
OS 54	ARO FIXO FIXED FRAME DORMANT	(Lx2)+90	H	1+2	
OS 58	ARO FIXO SOLEIRA FIXED SILL FRAME SEUIL	(Lx2)+90	-	1	
OS 34	ARO MÓVEL LAT. MOBILE FR. OUVRANT	-	H-118	1	
OS 32	VARETA PROFILE PROFILÉ	-	H-222	1	
OS 13	ARO MÓVEL CENT. MOBILE FR. OUVRANT	-	H-118	1	
OS 35	GUIA UPPER GUIDE GUIDE SUPERIEUR	(Lx2)-8	-	1	
OS 801	GUIA (INOX) LOWER GUIDE GUIDE INFÉRIEUR	(Lx2)-8	-	2	
KQ 25	PERFIL REMATE PROFILE PROFILÉ	L	H	2+2	
SO 45	PERFIL REMATE PROFILE PROFILÉ	-	H-100	1	
SO 46	PERFIL REMATE PROFILE PROFILÉ	-	H-100	1	
SO 47	PERFIL REMATE PROFILE PROFILÉ	-	H	1	

ACESSÓRIOS ACCESSORIES ACCESSOIRES		
CÓDIGO CODE	DESIGNAÇÃO DESIGNATION NOMINATION	QUANTIDADE QUANTITY QUANTITÉ
205164	CARRINHO OS N°6 ROLLING BEARING N°6 ROULEAU N°6	2
205161	CARRINHO-GUIA OS SUPERIOR N°3 UPPER-GUIDE ROLLING BEARING N3 ROULEAU-GUIDE SUPERIEUR N3	2
204851	ESQUADRO 18-1412 C BLOCKING BRACKET ÉQUERRE	8
213246	CANTO CR S/5B ANGLE ANGLE	8
202312	CONTRA-FECHO OS INOX 316L COUNTERLOCK BRACKET C.-FERMURE SUPPORT	3
213217	AMORTECEDOR OS SHOCK ABSORBER AMORTISSEUR	3
280021	TESTA OS (TRIPLE V3) STRIKING PLATE GÂCHE	3
201065	FECHO LATERAL OS N°3 N°3 LATERAL LOCK SERRURE LATÉRALE N°3	1
228166	MOLA DE RETENÇÃO PARA FECHO OS RETAINER SPRING FOR OS LOCK RESSORT DE RETENUE POUR FERMETURE OS	1
210098	TOPO CENTRAL N°3 OS-V3 DIREITO CENTRAL N°3 RIGHT END-CAP EMBOUT CENTRAL N°3 DROITE	1
210097	TOPO CENTRAL N°3 OS-V3 ESQUERDO CENTRAL N°3 LEFT END-CAP EMBOUT CENTRAL N°3 GAUCHE	1
210139	TOPO LATERAL SUP/INF N°4 OS-V3 LAT UPPER/LOWER N4 END-CAP EMBOUT LAT SUP/INF N4	2
210280	GOTEIRA SOS C/ VÁLVULA (Pr.) DRIP GOUTIÈRE	2
210082	OS-302: TOPO PARA OS-32 (Triple V3) END-CAP EMBOUT	1 m
215078	PEÇA ANTI-LEVANTAMENTO OS ANTI-LIFT ACCESSORY ANTI-LEVAGE	1
215194	CHAPA BLOQUEIO PELÚCIA PILE SEAL LOCK PLATE PLAQUE DE VERROUILLAGE DE JOINT BROSE	4

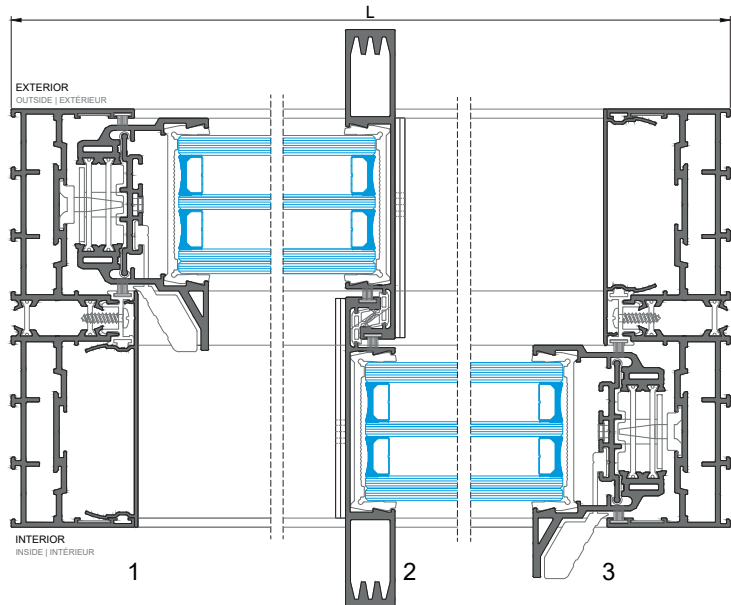
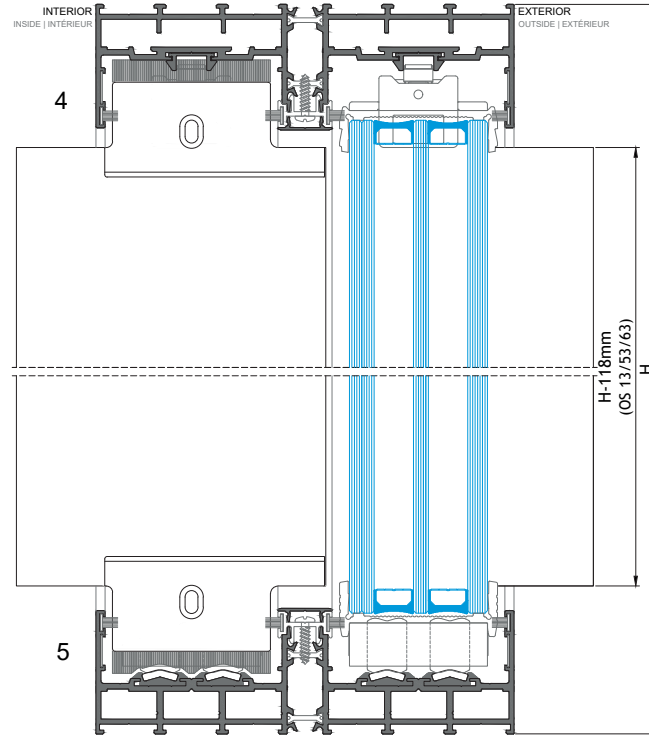
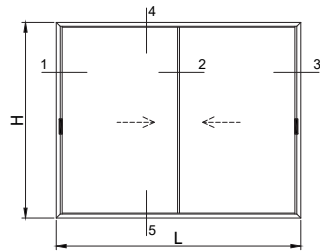
VEDANTES SEALENTS JOINTS		
CÓDIGO CODE	DESIGNAÇÃO DESIGNATION NOMINATION	QUANTIDADE QUANTITY QUANTITÉ
208458 208467	PELÚCIA 7x7 PILE SEAL JOINT BROSE	4L + 5H
208597	PELÚCIA SRF 4X8X100 2P1M PILE SEAL JOINT BROSE	2un.
208499	VD 2063.N	2H
208193	VD 2060	4L



JANELA DE CORRER 2 FOLHAS

2 LEAVES SLIDING WINDOW

FENÊTRE COULISSANT 2 VANTAUX



PERFIS PROFILES PROFILÉS						
CÓDIGO CODE	DESIGNAÇÃO DESIGNATION / NOMINATION	CORTE HORIZ. HORIZONTAL CUT / COUPE HORIZONT.	CORTE VERT. VERTICAL CUT / COUPE VERTIC.	QUANT. QUANTITY	CORTE CUT / COUPE	
OS 04	ARO FIXO FIXED FRAME DORMANT	L	H	1+2		
OS 03	ARO FIXO SOLEIRA FIXED SILL FRAME SEUIL	L	-	1		
OS 24	ARO MÓVEL LAT. MOBILE FR. OUVRANT	-	H-118	2		
OS 32	VARETA PROFILE PROFILÉ	-	H-222	2		
OS 53	ARO MÓVEL CENT. MOBILE FR. OUVRANT	-	H-118	2		
OS 70	TAMPA DE CANAL END CAP EMBOUT	-	H-46	2		
OS 35	GUIA UPPER GUIDE GUIDE SUPÉRIEUR	L-46	-	2		
OS 801	GUIA (INOX) LOWER GUIDE GUIDE INFÉRIEUR	L-46	-	4		
OS 95	POLIAMIDA POLYAMIDE POLYAMIDE	(L/2)-50	H-74	4+2		
OS 30	PERFIL REMATE PROFILE PROFILÉ	(L/2)-65	-	4		

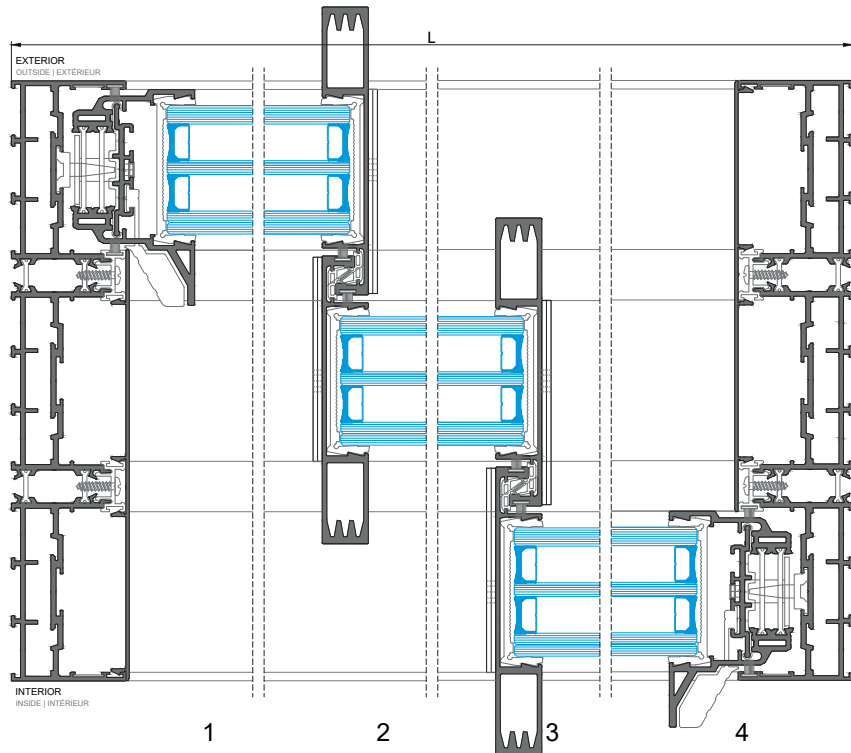
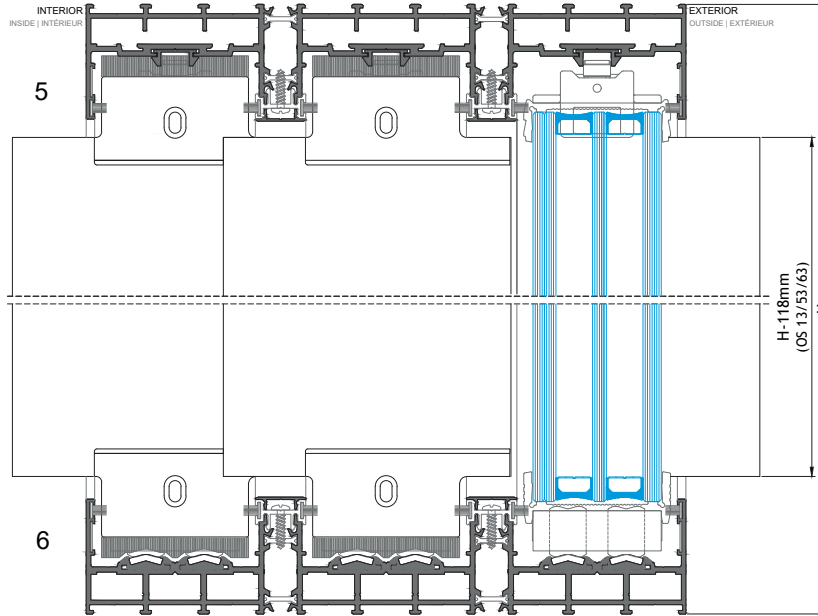
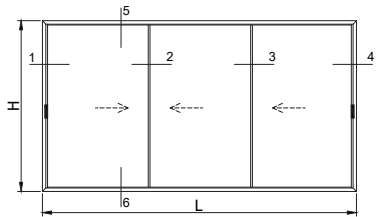
ACESSÓRIOS ACCESSORIES ACCESSOIRES		
CÓDIGO CODE	DESIGNAÇÃO DESIGNATION / NOMINATION	QUANTIDADE QUANTITY / QUANTITÉ
205164	CARRINHO OS Nº6 ROLLING BEARING Nº6 ROULEAU Nº6	4
205161	CARRINHO-GUIA OS SUPERIOR Nº3 UPPER-GUIDE ROLLING BEARING N3 ROULEAU-GUIDE SUPÉRIEUR N3	4
204144	ESQUADRO 18-2212 C BLOCKING BRACKET ÉQUERRE	16
213246	CANTO CR S/SB ANGLE ANGLE	8
202312	CONTRA-FECHO OS INOX 316L COUNTER-LOCK BRACKET C-FERMETURE SUPPORT	6
213217	AMORTECEDOR OS SHOCK ABSORBER AMORTISSEUR	6
280021	TESTA OS (TRIPLE V3) STRIKING PLATE GÂCHE	6
201065	FECHO LAT. OS Nº3 Nº3 LATERAL LOCK SERRURE LATÉRALE Nº3	2
228166	MOLA DE RETENÇÃO PARA FECHO OS RETAINER SPRING FOR OS LOCK RESSORT DE RETENUE POUR FERMETURE OS	2
210098	TOPO CENTRAL Nº3 OS-V3 DIREITO CENTRAL Nº3 RIGHT END-CAP EMBOUT CENTRAL Nº3 DROITE	2
210097	TOPO CENTRAL Nº3 OS-V3 ESQUERDO CENTRAL Nº3 LEFT END-CAP EMBOUT CENTRAL Nº3 GAUCHE	2
210139	TOPO LATERAL SUP/INF Nº4 OS-V3 LAT UPPER/LOWER Nº4 END-CAP EMBOUT LAT SUP/INF Nº4	4
210280	GOTEIRA SOS C/ VÁLVULA (Pr.) DRIP GOUTTIÈRE	2
290020	PARAFUSO PAR 006 SCREW VIS	DIVERSOS DIVERSES DIVERS
213273	CORTA-VENTO OS SUPERIOR UPPER CENTRAL GASKET PIÈCE D'ÉTANCHÉITE SUPÉRIEUR	1
213274	CORTA-VENTO OS INFERIOR LOWER CENTRAL GASKET PIÈCE D'ÉTANCHÉITE INFÉRIEUR	1
210082	OS-302: TOPO PARA OS-32 (Triple V3) END-CAP EMBOUT	1 m
215078	PEÇA ANTI-LEVANTAMENTO OS ANTI-LIFT ACCESSORY ANTI-LEVAGE	2
215194	CHAPA BLOQUEIO PELÚCIA PILE SEAL LOCK PLATE PLAQUE DE VERROUILLAGE DE JOINT BROSSE	4
210510	TOPO BLOQUEIO PELÚCIA CV PILE SEAL LOCK END-CAP CV EMBOUT DE VERROUILLAGE DE JOINT BROSSE CV	4
212066	CONJ. TOPOS OS 61 OS 61 END-CAP KIT KIT D'EMBOUT OS 61	1

VEDANTES SEALENTS JOINTS		
CÓDIGO CODE	DESIGNAÇÃO DESIGNATION / NOMINATION	QUANTIDADE QUANTITY / QUANTITÉ
208458 208467	PELÚCIA 7x7 PILE SEAL JOINT BROSSE	8L + 6H
208597	PELÚCIA SRF 4X8X100 2P1M PILE SEAL JOINT BROSSE	4un.
208499	VD 2063.N	2H
208193	VD 2060	4L

JANELA DE CORRER 3 FOLHAS

3 LEAVES SLIDING WINDOW

FENÊTRE COULISSANT 3 VANTAUX



PERFIS PROFILES PROFILÉS					
CÓDIGO CODE	DESIGNAÇÃO DESIGNATION NOMINATION	CORTE HORIZ. HORIZONTAL CUT COUPE HORIZONT.	CORTE VERT. VERTICAL CUT COUPE VERTIC.	QUANT. QUANTITY QUANTITÉ	CORTE CUT COUPE
OS 39	ARO FIXO FIXED FRAME DORMANT	L	H	1+2	
OS 09	ARO FIXO SOLEIRA FIXED SILL FRAME SEUIL	L	-	1	
OS 24	ARO MÓVEL LAT. MOBILE FR. OUVRANT	-	H-118	2	
OS 32	VARETA PROFILE PROFILÉ	-	H-222	2	
OS 53	ARO MÓVEL CENT. MOBILE FR. OUVRANT	-	H-118	4	
OS 20	TAMPA DE CANAL END CAP EMBOUT	-	H-46	2	
OS 35	GUIA UPPER GUIDE GUIDE SUPÉRIEUR	L-46	-	3	
OS 801	GUIA (INOX) LOWER GUIDE GUIDE INFÉRIEUR	L-46	-	6	
OS 95	POLIAMIDA POLYAMIDE POLYAMIDE	(L/3)-26,5 (L/3)-36,5)x2	H-74	4+4	
OS 30	PERFIL REMATE PROFILE PROFILÉ	((L/3)-44)x2 L/3-42	-	4	

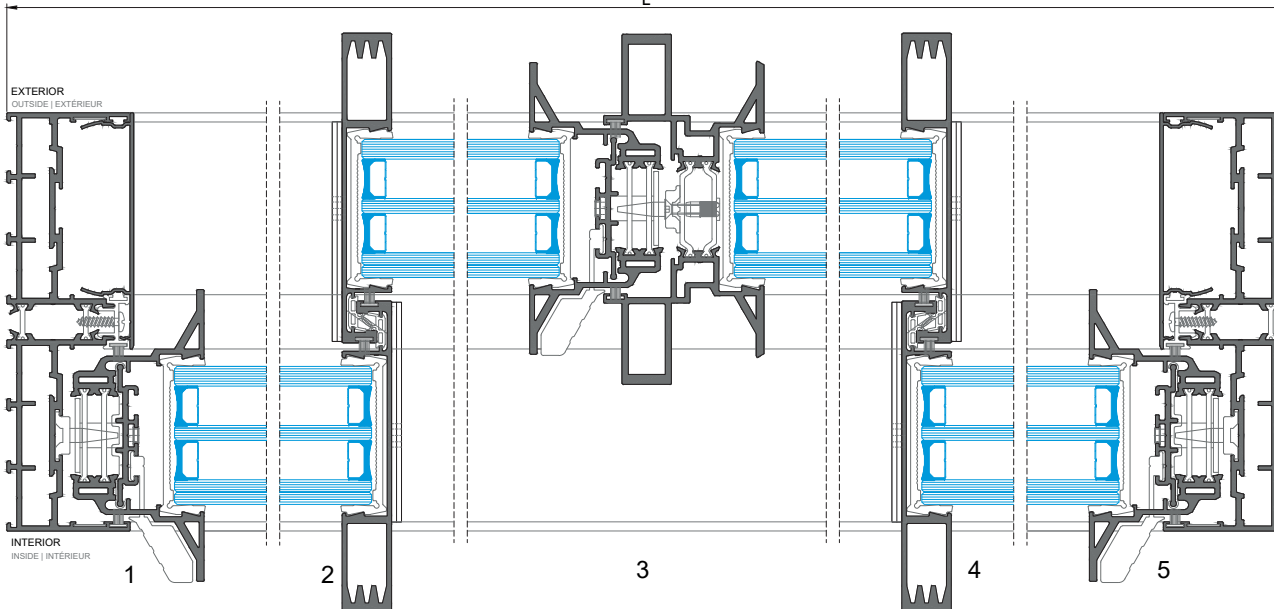
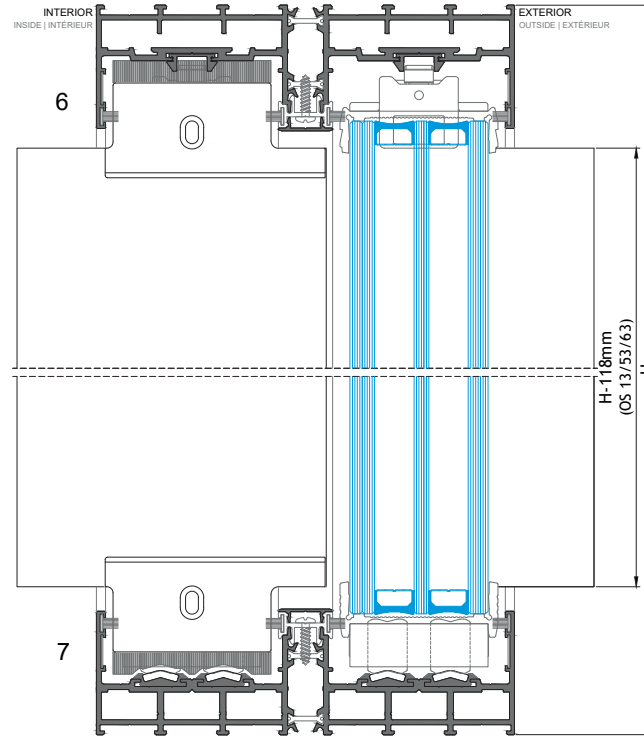
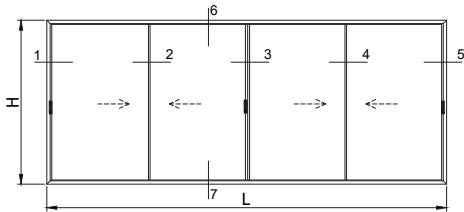
ACESSÓRIOS ACCESSORIES ACCESSOIRES		
CÓDIGO CODE	DESIGNAÇÃO DESIGNATION NOMINATION	QUANTIDADE QUANTITY QUANTITÉ
205164	CARRINHO OS N°6 ROLLING BEARING N°6 ROULEAU N°6	6
205161	CARRINHO-GUIA OS SUPERIOR N°3 UPPER-GUIDE ROLLING BEARING N°3 ROULEAU-GUIDE SUPÉRIEUR N°3	6
204144	ESQUADRO 18-2212 C BLOCKING BRACKET ÉQUERRE	24
213246	CANTO CR S/SB ANGLE ANGLE	8
202312	CONTRA-FECHO OS INOX 316L COUNTER-LOCK BRACKET C-FERMETURE SUPPORT	6
213217	AMORTECEDOR OS SHOCK ABSORBER AMORTISSEUR	6
280021	TESTA OS (TRIPLE V3) STRIKING PLATE GÂCHE	6
201065	FECHO LATERAL OS N°3 N°3 LATERAL LOCK SERRURE LAT. N°3/LATÉRALE N°3	2
228166	MOLA DE RETENÇÃO PARA FECHO OS RETAINER SPRING FOR OS LOCK RESSORT DE RETENUE POUR FERMETURE OS	2
210098	TOPO CENTRAL N°3 OS-V3 DIREITO CENTRAL N°3 RIGHT END-CAP EMBOUT CENTRAL N°3 DROITE	4
210097	TOPO CENTRAL N°3 OS-V3 ESQUERDO CENTRAL N°3 LEFT END-CAP EMBOUT CENTRAL N°3 GAUCHE	4
210139	TOPO LATERAL SUP/INF N°4 OS-V3 LAT UPPER/LOWER N°4 END-CAP EMBOUT LAT SUP/INF N°4	4
210280	GOTEIRA SOS C/ VÁLVULA (Pr.) DRIP GOUTTIÈRE	4
290020	PARAFUSO PAR 006 SCREW VIS	DIVERSOS DIVERSES DIVERS
213273	CORTA-VENTO OS SUPERIOR UPPER CENTRAL GASKET PIÈCE D'ÉTANCHÉITE SUPÉRIEUR	2
213274	CORTA-VENTO OS INFERIOR LOWER CENTRAL GASKET PIÈCE D'ÉTANCHÉITE INFÉRIEUR	2
210082	OS-302: TOPO PARA OS-32 (Triple V3) END-CAP EMBOUT	1 m
215078	PEÇA ANTI-LEVANTAMENTO OS ANTI-LIFT ACCESSORY ANTI-LEVAGE	2
215194	CHAPA BLOQUEIO PELÚCIA PILE SEAL LOCK PLATE PLAQUE DE VERROUILLAGE DE JOINT BROSSE	8
210510	TOPO BLOQUEIO PELÚCIA CV PILE SEAL LOCK END-CAP CV EMBOUT DE VERROUILLAGE DE JOINT BROSSE CV	8
212066	CONJ. TOPOS OS 61 OS 61 END-CAP KIT KIT D'EMBOUT OS 61	2

VEDANTES SEALENTS JOINTS		
CÓDIGO CODE	DESIGNAÇÃO DESIGNATION NOMINATION	QUANTIDADE QUANTITY QUANTITÉ
208456 208467	PELÚCIA 7x7 PILE SEAL JOINT BROSSE	12L + 8H
208597	PELÚCIA SRF 4X8X100 2P1M PILE SEAL JOINT BROSSE	8un.
208499	VD 2063.N	4H
208193	VD 2060	6L

JANELA DE CORRER 4 FOLHAS

4 LEAVES SLIDING WINDOW

FENÊTRE COULISSANT 4 VANTAUX



PERFIS PROFILES PROFILÉS					
CÓDIGO CODE	DESIGNAÇÃO DESIGNATION NOMINATION	CORTE HORIZ. COUPE HORIZONTAL	CORTE VERT. COUPE VERTIC.	QUANT. QUANTITE	CORTE CUT COUPE
OS 04	ARO FIXO FIXED FRAME DORMANT	L	H	1+2	
OS 03	ARO FIXO SOLEIRA FIXED SILL FRAME SEUIL	L	-	1	
OS 34	ARO MÓVEL LAT. MOBILE FR. OUVRANT	-	H-118	3	
OS 32	VARETA PROFILE PROFILÉ	-	H-222	3	
OS 88	PERFIL UNIÃO 3/4F UNION PROFILE PROFILÉ D'UNION	-	H-118	1	
OS 53	ARO MÓVEL CENT. MOBILE FR. OUVRANT	-	H-118	4	
OS 70	TAMPA DE CANAL END CAP EMBOUT	-	H-46	2	
OS 35	GUIA UPPER GUIDE GUIDE SUPERIEUR	L-46	-	2	
OS 801	GUIA (INOX) LOWER GUIDE GUIDE INFERIEUR	L-46	-	4	
OS 95	POLIAMIDA POLYAMIDE POLYAMIDE	(L-136)/4 (L-119)/2	H-74	4+2	
OS 30	PERFIL REMATE PROFILE PROFILÉ	(L7)-60 (L4)-49	-	2 4	

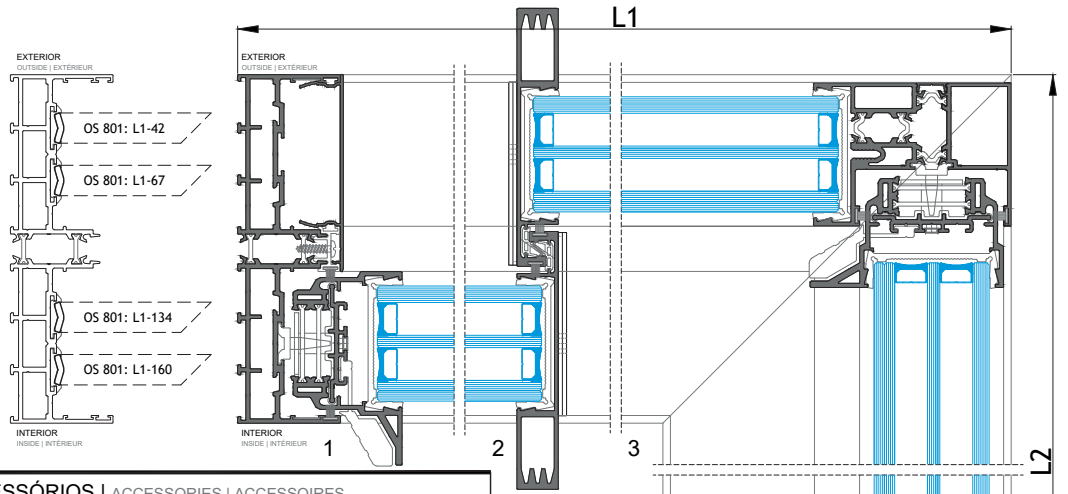
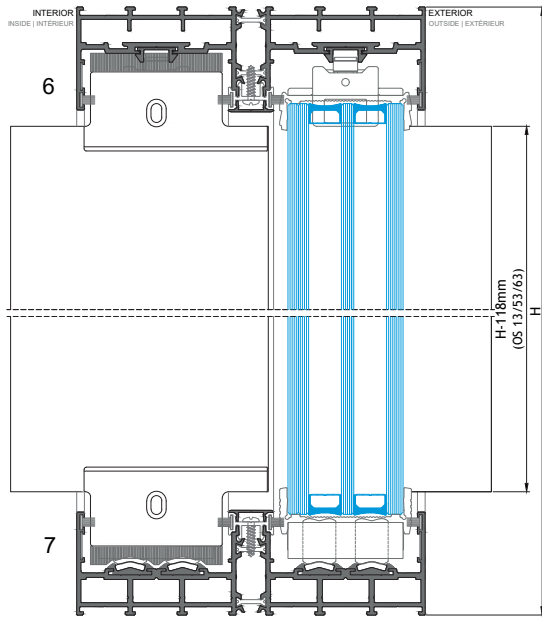
ACESSÓRIOS ACCESSORIES ACCESSOIRES		
CÓDIGO CODE	DESIGNAÇÃO DESIGNATION NOMINATION	QUANTIDADE QUANTITY QUANTITE
205164	CARRINHO OS Nº6 ROLLING BEARING Nº6 ROULEAU Nº6	8
205161	CARRINHO-GUIA OS SUPERIOR Nº3 UPPER-GUIDE ROLLING BEARING N3 ROULEAU-GUIDE SUPERIEUR N3	8
204144	ESQUADRO 18-2212 C BLOCKING BRACKET EQUERRE	16
213246	CANTO CR S/SB ANGLE ANGLE	8
202312	CONTRA-FECHO OS INOX 316L COUNTER-LOCK BRACKET C-FERMETURE SUPPORT	9
213217	AMORTECEDOR OS SHOCK ABSORBER AMORTISSEUR	9
260021	TESTA OS (TRIPLE V3) STRIKING PLATE GÂCHE	9
201065	FECHO LAT. OS Nº3 Nº3 LATERAL LOCK SERRURE LATÉRALE Nº3	3
228166	MOLA DE RETENÇÃO PARA FECHO OS RETAINER SPRING FOR OS LOCK RESSORT DE RETENUE POUR FERMETURE OS	3
212017	CONJUNTO FIXAÇÃO FERRAGEM MULTIPONTO MULTIPOINT HARDWARE FIXING KIT KIT DE FIXATION SERRURE MULTIPONTO	3
210098	TOPO CENTRAL Nº3 OS-V3 DIREITO CENTRAL Nº3 RIGHT END-CAP EMBOUT CENTRAL Nº3 DROITE	4
210097	TOPO CENTRAL Nº3 OS-V3 ESQUERDO CENTRAL Nº3 LEFT END-CAP EMBOUT CENTRAL Nº3 GAUCHE	4
210139	TOPO LATERAL SUP/INF Nº4 OS-V3 LAT UPPER/LOWER Nº4 END-CAP EMBOUT LAT SUP/INF Nº4	6
212124	CONJ. TOPOS PARA OS 27 END-CAPS EMBOUT	2
210280	GOTEIRA SOS C/ VÁLVULA (Pr.) DRIP GOUTTIÈRE	4
290020	PARAFUSO PAR 006 SCREW VIS	DIVERSOS DIVERSES DIVERS
213273	CORTA-VENTO OS SUPERIOR UPPER CENTRAL GASKET PIÈCE D'ÉTANCHÉITE SUPÉRIEUR	2
213274	CORTA-VENTO OS INFERIOR LOWER CENTRAL GASKET PIÈCE D'ÉTANCHÉITE INFÉRIEUR	2
210082	OS-302: TOPO PARA OS-32 (Triple V3) END-CAP EMBOUT	1 m
215078	PEÇA ANTI-LEVANTAMENTO OS ANTI-LIFT ACCESSORY ANTI-LEVAGE	2
215194	CHAPA BLOQUEIO PELÚCIA PILE SEAL LOCK PLATE PLAQUE DE VERROUILLAGE DE JOINT BROSSÉ	8
210510	TOPO BLOQUEIO PELÚCIA CV PILE SEAL LOCK END-CAP CV EMBOUT DE VERROUILLAGE DE JOINT BROSSÉ CV	8
212066	CONJ. TOPOS OS 61 OS 61 END-CAP KIT KIT D'EMBOUT OS 61	2

VEDANTES SEALENTS JOINTS		
CÓDIGO CODE	DESIGNAÇÃO DESIGNATION NOMINATION	QUANTIDADE QUANTITY QUANTITE
208458 208467	PELÚCIA 7x7 PILE SEAL JOINT BROSSÉ	8L + 10H
208597	PELÚCIA SRF 4X8X100 2P1M PILE SEAL JOINT BROSSÉ	8un.
208499	VD 2063.N	4H
208193	VD 2060	4L

JANELA DE CORRER 4 FOLHAS (2+2) EM CANTO 90°

4 LEAVES (2+2) SLIDING WINDOW IN 90° CORNER

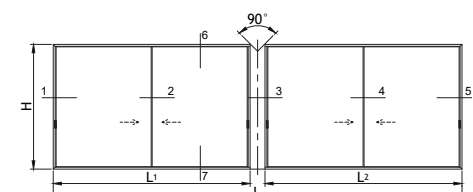
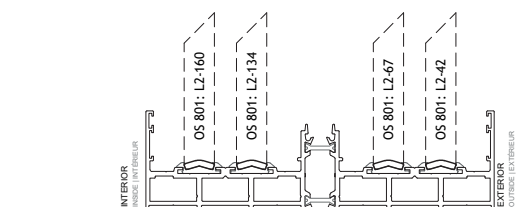
FENÊTRE COULISSANT 4 VANTAOX (2+2) EN ANGLE 90°



ACESSÓRIOS ACCESSORIES ACCESSOIRES		
CÓDIGO CODE	DESIGNAÇÃO DESIGNATION NOMINATION	QUANTIDADE QUANTITY QUANTITE
205164	CARRINHO OS Nº6 ROLLING BEARING Nº6 ROULEAU Nº6	8
205161	CARRINHO-GUIA OS SUPERIOR Nº3 UPPER-GUIDE ROLLING BEARING Nº3 ROULEAU-GUIDE SUPÉRIEUR Nº3	8
204144	ESQUADRO 18-2212 C BLOCKING BRACKET ÉQUERRE	16
213246	CANTO CR S/SB ANGLE ANGLE	8
202312	CONTRA-FECHO OS INOX 316L COUNTER-LOCK BRACKET C-FERMETURE SUPPORT	9
213217	AMORTECEDOR OS SHOCK ABSORBER AMORTISSEUR	9
280021	TESTA OS (TRIPLE V3) STRIKING PLATE GÂCHE	9
201065	FECHO LAT. OS Nº3 Nº3 LATERAL LOCK SERRURE LATÉRALE Nº3	3
228166	MOLA DE RETENÇÃO PARA FECHO OS RETAINER SPRING FOR OS LOCK BRESSORT DE RETENUE POUR FERMETURE OS	3
210098	TOPO CENTRAL Nº3 OS-V3 DIREITO CENTRAL Nº3 RIGHT END-CAP EMBOUT CENTRAL Nº3 DROITE	4
210097	TOPO CENTRAL Nº3 OS-V3 ESQUERDO CENTRAL Nº3 LEFT END-CAP EMBOUT CENTRAL Nº3 GAUCHE	4
210139	TOPO LATERAL SUP/INF Nº4 OS-V3 LAT UPPER/LOWER Nº4 END-CAP EMBOUT LAT SUP/INF Nº4	6
213306	ÂNGULO REMATE CENTRAL CENTRAL ANGLE BRACKET CORNIÈRE	2
212075	CONJUNTO TOPOS CANTO OS 65 OS 65 END-CAP KIT KIT D'EMBOUT OS 65	1
210280	GOTEIRA SOS C/ VÁLVULA (Pr.) DRIP GOUTTIÈRE	8
290020	PARAFUSO PAR 006 SCREW VIS	DIVERSOS DIVERSES DIVERS
213273	CORTA-VENTO OS SUPERIOR UPPER CENTRAL GASKET PIÈCE D'TANCHÈTE SUPÉRIEUR	2
213274	CORTA-VENTO OS INFERIOR LOWER CENTRAL GASKET PIÈCE D'TANCHÈTE INFÉRIEUR	2
210082	OS-302: TOPO PARA OS-32 (Triple V3) END-CAP EMBOUT	1 m
215078	PEÇA ANTI-LEVANTAMENTO OS ANTI-LIFT ACCESSORY ANTI-LEVAGE	3
215194	CHAPA BLOQUEIO PELÚCIA PILE SEAL LOCK PLATE PLAQUE DE VERROUILLAGE DE JOINT BRASSE	8
210510	TOPO BLOQUEIO PELÚCIA CV PILE SEAL LOCK END-CAP CV EMBOUT DE VERROUILLAGE DE JOINT BRASSE CV	8
212066	CONJ. TOPOS OS 61 OS 61 END-CAP KIT KIT D'EMBOUT OS 61	2

PERFIS PROFILES PROFILÉS					
CÓDIGO CODE	DESIGNAÇÃO DESIGNATION NOMINATION	CORTE HORIZ. HORIZONTAL CUT COUPE HORIZONT.	CORTE VERT. VERTICAL CUT COUPE VERTIC.	QUANT. QUANTITY QUANTITE	CORTE CUT COUPE
OS 04	ARO FIXO FIXED FRAME DORMANT	L1 L2	H	1 + 2	
OS 03	ARO FIXO SOLEIRA FIXED SILL FRAME SEUIL	L1 L2	-	1	
OS 24	ARO MÓVEL LAT. MOBILE FR. OUVRANT	-	H-118	3	
OS 32	VARETA PROFILE PROFIL	-	H-222	3	
OS 65	ARO MÓVEL CANTO MOBILE FR. OUVRANT	-	H-114	1	
OS 53	ARO MÓVEL CENT. MOBILE FR. OUVRANT	-	H-118	4	
OS 70	TAMPA DE CANAL END CAP EMBOUT	-	H-46	2	
OS 35	GUIA UPPER GUIDE GUIDE SUPÉRIEUR	L1-144 L1-52 L2-144 L2-52	-	1 1 1 1	
OS 801	GUIA (INOX) LOWER GUIDE GUIDE INFÉRIEUR	Conforme esquema According to scheme Selon schéma			
OS 95	POLIAMIDA POLYAMIDE POLYAMIDE	(L1-116)/2 (L1-158)/2 (L2-124)/2 (L2-151)/2	H-74	2 2 2 2	
OS 30	PERFIL REMATE PROFILE PROFILÉ	(L1-146)/2 (L1-158)/2 (L2-154)/2 (L2-152)/2	-	2 2 2 2	
AT 30	PERFIL REMATE PROFILE PROFILÉ	-	H-114	1	

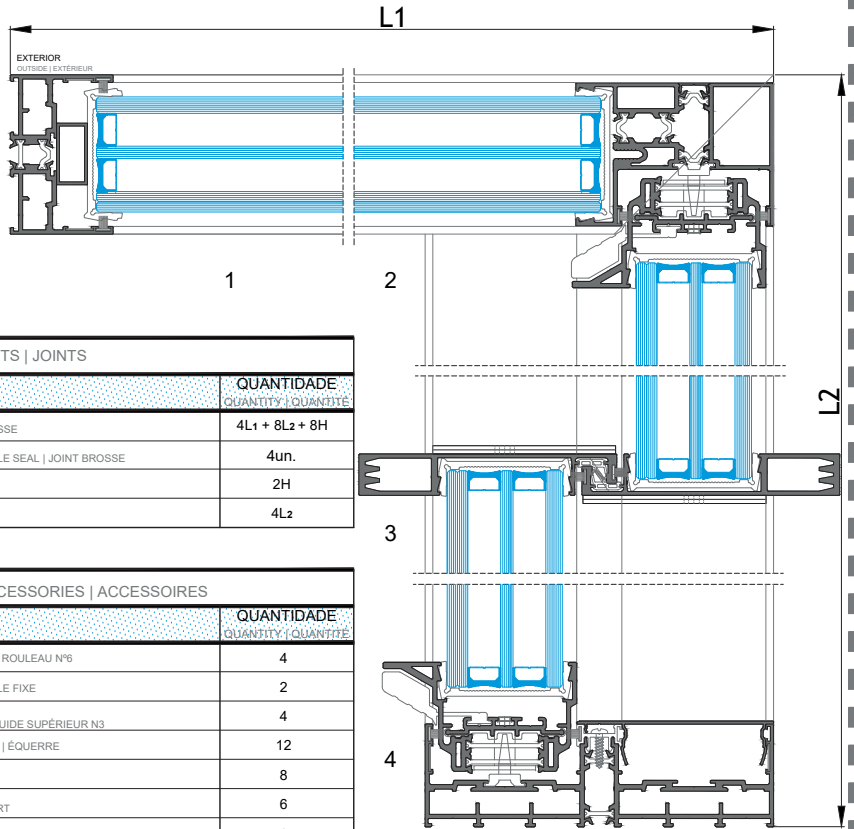
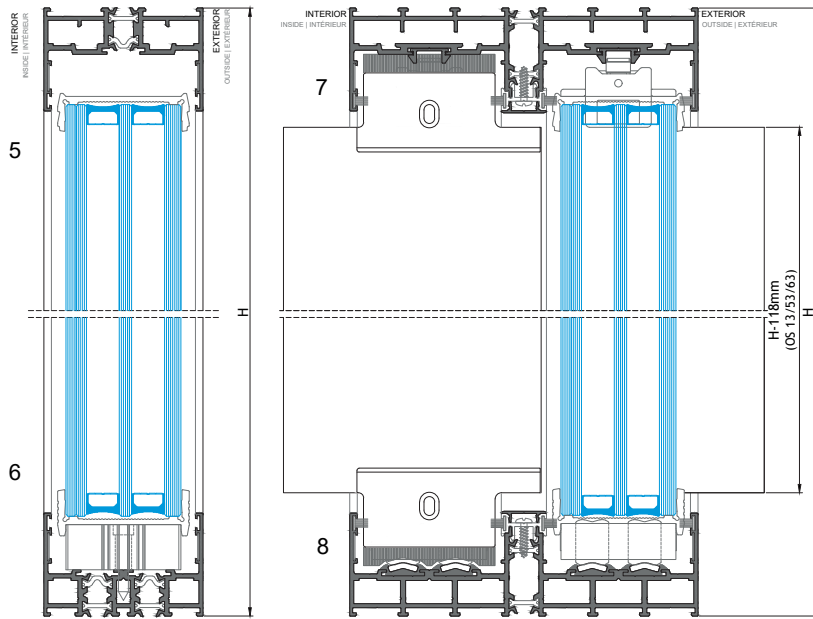
VEDANTES SEALENTS JOINTS		
CÓDIGO CODE	DESIGNAÇÃO DESIGNATION NOMINATION	QUANTIDADE QUANTITY QUANTITE
208458 208467	PELÚCIA 7x7 PILE SEAL JOINT BRASSE	8L1 + 8L2 + 10H
208597	PELÚCIA SRF 4X8X100 2P1M PILE SEAL JOINT BRASSE	8un.
208499	VD 2063.N	4H
208193	VD 2060	4L1 + 4L2



JANELA DE CORRER 2 FOLHAS + FIXO EM CANTO 90°

2 LEAVES SLIDING WINDOW + FIXED IN 90° CORNER

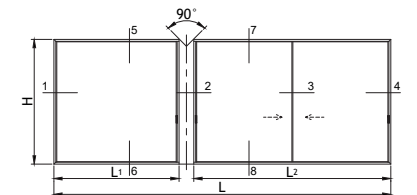
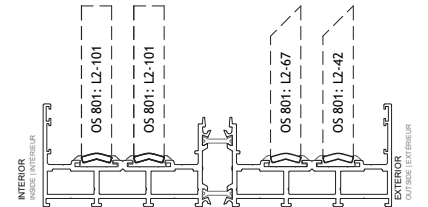
FENÊTRE COULISSANT 2 VANTAOX EN ANGLE 90°



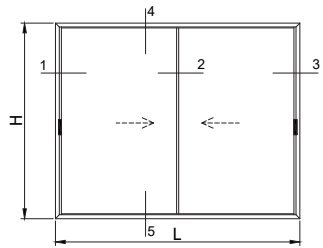
VEDANTES SEALENTS JOINTS		
CÓDIGO CODE	DESIGNAÇÃO DESIGNATION NOMINATION	QUANTIDADE QUANTITY QUANTITE
208459 208467	PELÚCIA 7x7 PILE SEAL JOINT BROSSE	4L1 + 8L2 + 8H
208597	PELÚCIA SRF 4X8X100 2P1M PILE SEAL JOINT BROSSE	4un.
208499	VD 2063.N	2H
208193	VD 2060	4L2

ACESSÓRIOS ACCESSORIES ACCESSOIRES		
CÓDIGO CODE	DESIGNAÇÃO DESIGNATION NOMINATION	QUANTIDADE QUANTITY QUANTITE
205164	CARRINHO OS Nº6 ROLLING BEARING Nº6 ROULEAU Nº6	4
218135	CALÇO FIXO OS-TRIPLE FIXED SHIM CALE FIXE	2
205161	CARRINHO-GUIA OS SUPERIOR Nº3 UPPER-GUIDE ROLLING BEARING Nº3 ROULEAU-GUIDE SUPÉRIEUR Nº3	4
204144	ESQUADRO 18-2212 C BLOCKING BRACKET ÉQUERRE	12
213246	CANTO CR S/SB ANGLE ANGLE	8
202312	CONTRA-FECHO OS INOX 316L COUNTER-LOCK BRACKET C-FERMETURE SUPPORT	6
213217	AMORTECEDOR OS SHOCK ABSORBER AMORTISSEUR	6
280021	TESTA OS (TRIPLE V3) STRIKING PLATE GÂCHE	6
201065	FECHO LAT. OS Nº3 Nº3 LATERAL LOCK SERRURE LATÉRALE Nº3	2
228166	MOLA DE RETENÇÃO PARA FECHO OS RETAINER SPRING FOR OS LOCK RESSORT DE RETENUE POUR FERMETURE OS	2
210098	TOPO CENTRAL Nº3 OS-V3 DIREITO CENTRAL Nº3 RIGHT END-CAP EMBOUT CENTRAL Nº3 DROITE	2
210097	TOPO CENTRAL Nº3 OS-V3 ESQUERDO CENTRAL Nº3 LEFT END-CAP EMBOUT CENTRAL Nº3 GAUCHE	2
210139	TOPO LATERAL SUP/INF Nº4 OS-V3 LAT UPPER/LOWER Nº4 END-CAP EMBOUT LAT SUP/INF Nº4	4
212075	CONJUNTO TOPOS CANTO OS 65 OS 65 END-CAP KIT KIT D'EMBOUT OS 65	1
213306	ÂNGULO REMATE CENTRAL CENTRAL ANGLE ANGLE CENTRAL	2
210280	GOTEIRA SOS C/ VÁLVULA (Pr.) DRIP GOUTTIÈRE	6
290020	PARAFUSO PAR 006 SCREW VIS	DIVERSOS DIVERSES DIVERS
213273	CORTA-VENTO OS SUPERIOR UPPER CENTRAL GASKET PIÈCE D'ÉTANCHÉITE SUPÉRIEUR	1
213274	CORTA-VENTO OS INFERIOR LOWER CENTRAL GASKET PIÈCE D'ÉTANCHÉITE INFÉRIEUR	1
210082	OS-302: TOPO PARA OS-32 (Triple V3) END-CAP EMBOUT	1 m
215078	PEÇA ANTI-LEVANTAMENTO OS ANTI-LIFT ACCESSORY ANTI-LEVAGE	2
215194	CHAPA BLOQUEIO PELÚCIA PILE SEAL LOCK PLATE PLAQUE DE VERROUILLAGE DE JOINT BROSSE	4
210510	TOPO BLOQUEIO PELÚCIA CV PILE SEAL LOCK END-CAP CV EMBOUT DE VERROUILLAGE DE JOINT BROSSE CV	4
212068	CONJ. TOPOS OS 61 OS 61 END-CAP KIT KIT D'EMBOUT OS 61	1

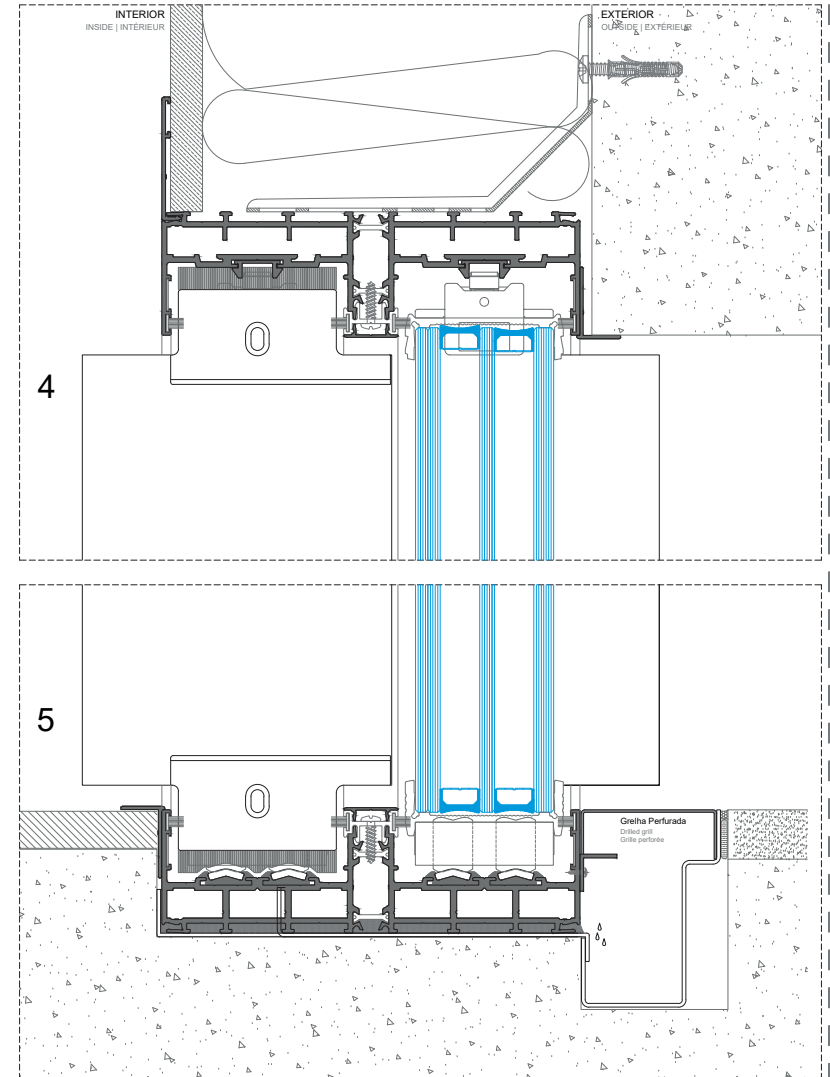
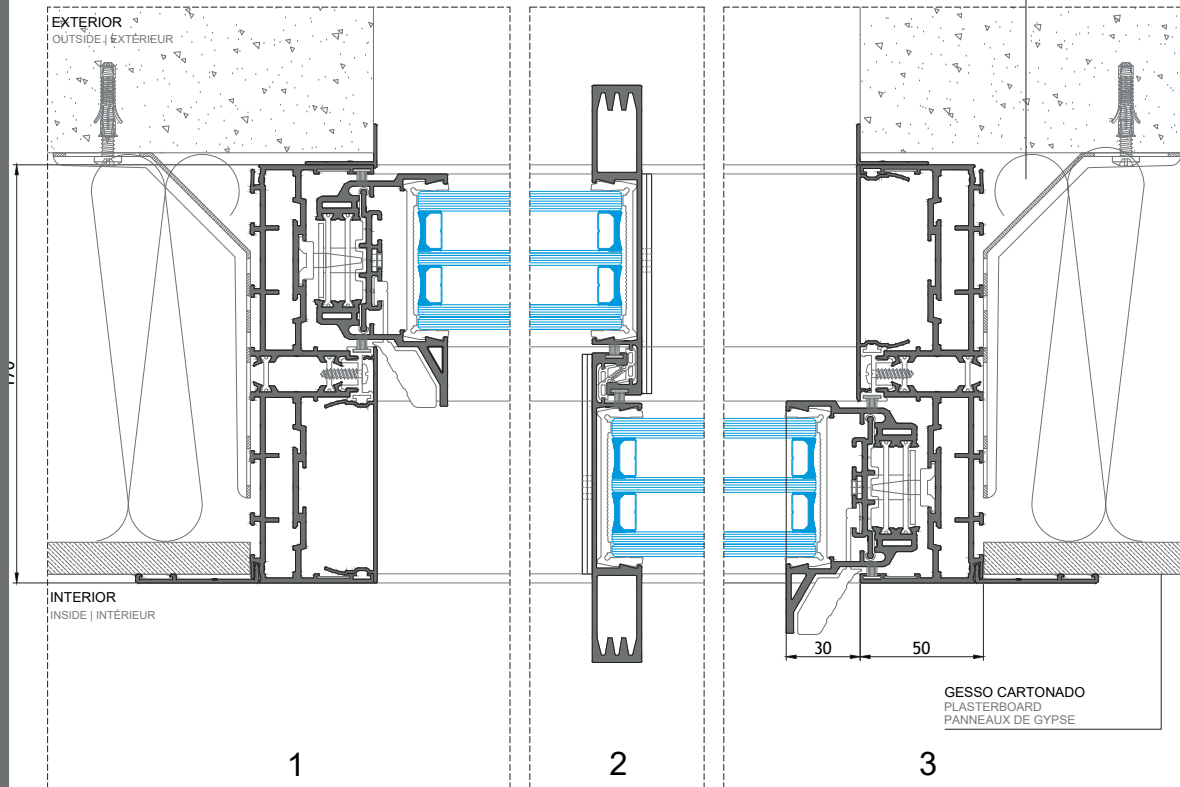
PERFIS PROFILES PROFILÉS					
CÓDIGO CODE	DESIGNAÇÃO DESIGNATION NOMINATION	CORTE HORIZ. HORIZONTAL CUT COUPE HORIZONT.	CORTE VERT. VERTICAL CUT COUPE VERTIC.	QUANT. QUANTITY QUANTITÉ	CORTE CUT COUPE
OS 54	ARO FIXO FIXED FRAME DORMANT	L1	H	1+1	
OS 53	ARO FIXO SOLEIRA FIXED SILL FRAME SEUIL	L1	-	1	
OS 04	ARO FIXO FIXED FRAME DORMANT	L2	H	1+1	
OS 03	ARO FIXO SOLEIRA FIXED SILL FRAME SEUIL	L2	-	1	
OS 24	ARO MÓVEL LAT. MOBILE FR. OUVRANT	-	H-118	2	
OS 32	VARETA PROFILE PROFIL	-	H-222	2	
OS 65	ARO MÓVEL CANTO MOBILE FR. OUVRANT	-	H-114	1	
OS 53	ARO MÓVEL CENT. MOBILE FR. OUVRANT	-	H-118	2	
OS 70	TAMPA DE CANAL END CAP EMBOUT	-	H-46	1	
OS 35	GUIA UPPER GUIDE GUIDE SUPÉRIEUR	L2-101 L2-52	-	1	
OS 801	GUIA (INOX) LOWER GUIDE GUIDE INFÉRIEUR	Conforme esquema According to scheme Selon schéma			
OS 95	POLIAMIDA POLYAMIDE POLYAMIDE	(L2-124)/2 (L2-151)/2	H-74	2+1	
OS 30	PERFIL REMATE PROFILE PROFILÉ	(L2-154)/2 (L2-152)/2	-	2	
AT 30	PERFIL REMATE PROFILE PROFILÉ	-	H-114	1	
KP 32	PERFIL ENCHIMENTO PROFILE PROFILÉ	-	500mm	2	



LINHA RENOVATIO
 LINE RENOVATIO
 LIGNE RENOVATIO



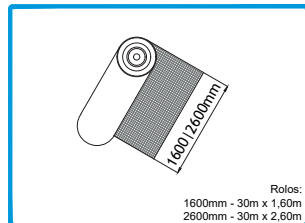
ISOLAMENTO TÉRMICO
 THERMAL INSULATION
 ISOLATION THERMIQUE



JANELA DE CORRER 2 FOLHAS COM REDE MOSQUITEIRA PELO EXTERIOR

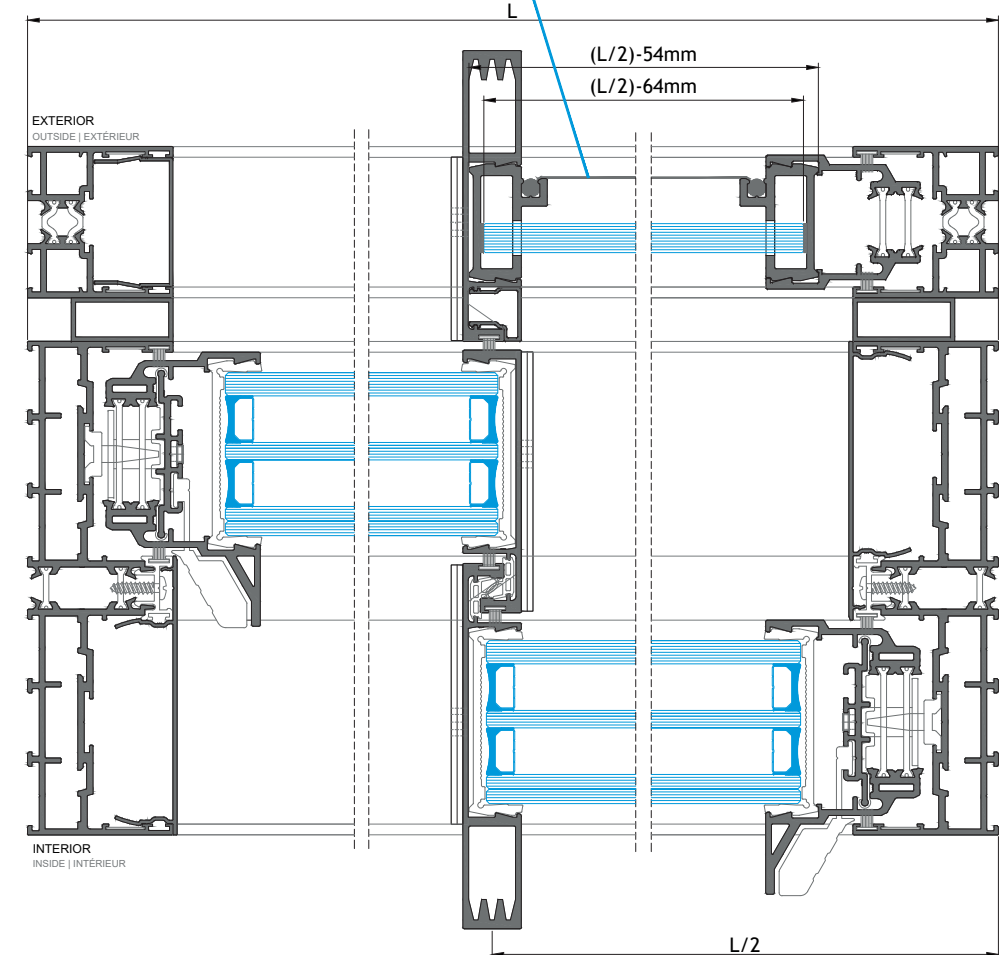
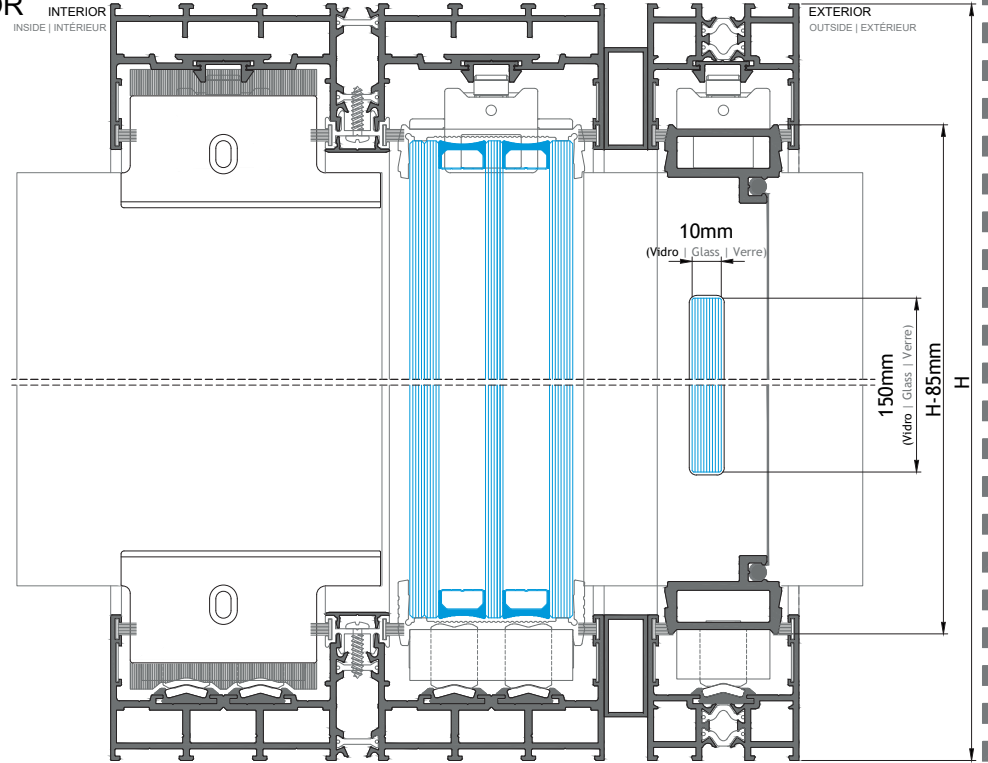
2 LEAVES SLIDING WINDOW WITH OUTER MOSQUITO NET

FENÊTRE COULISSANT 2 VANTAUX AVEC MOUSTIQUEIRA PAR L'EXTÉRIEUR



Rolos:
1600mm - 30m x 1,60m
2600mm - 30m x 2,60m

229105 REDE MOSQ. FIBRA 1600mm (Cinza)
229106 REDE MOSQ. FIBRA 2600mm (Cinza)



PERFIS OS 47 E OS 48 - PARA REDE MOSQUITEIRA
 PROFILES OS 47 AND OS 48 - FOR MOSQUITO NET
 PROFILÉS OS 47 OU OS 48 - POUR MOUSTIQUEIRA

PORMENOR DE APLICAÇÃO
 APPLICATION DETAIL
 DÉTAIL DE APPLICATION

204149 ESQUADRO 18-3112-C



Casa em Santa Pola | Valencia | Fran Silvestre, Arq | Fotografia FG+SG

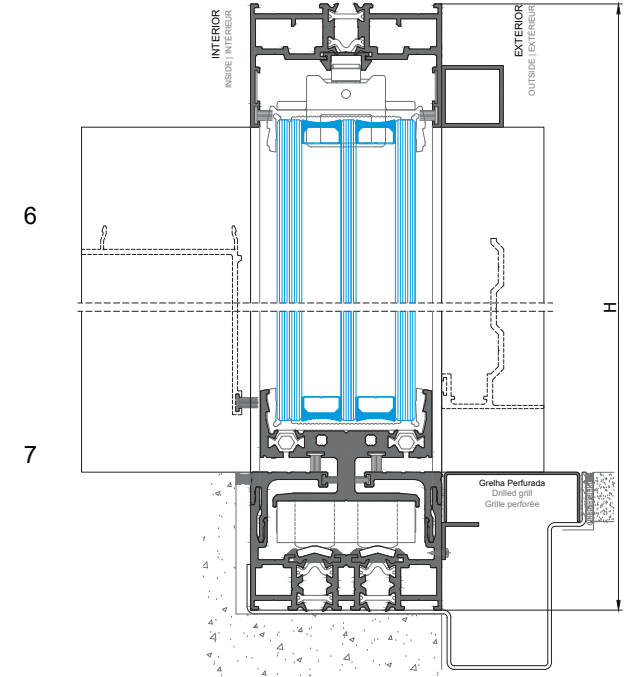
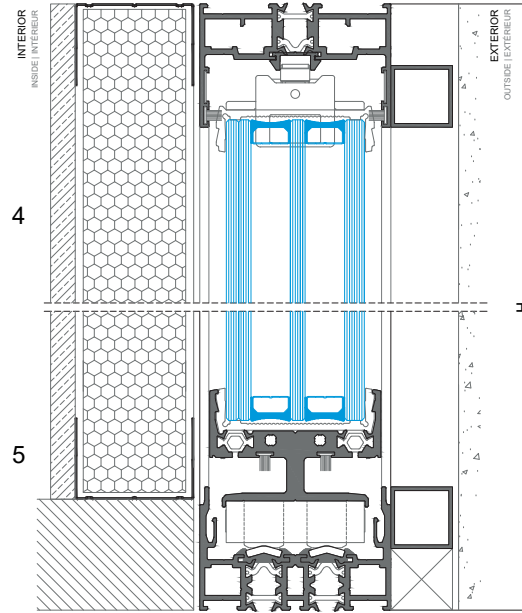
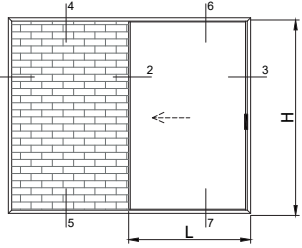
OS-TRIPLE

SOLEIRA OCULTA CONCEALED SILL | SEUIL CACHÉ

JANELA DE CORRER 1 FOLHA DE EMBUTIR COM SOLEIRA OCULTA - Perfil OS 28

1 LEAF HIDDEN SLIDING WINDOW WITH CONCEALED SILL - Profile OS 28

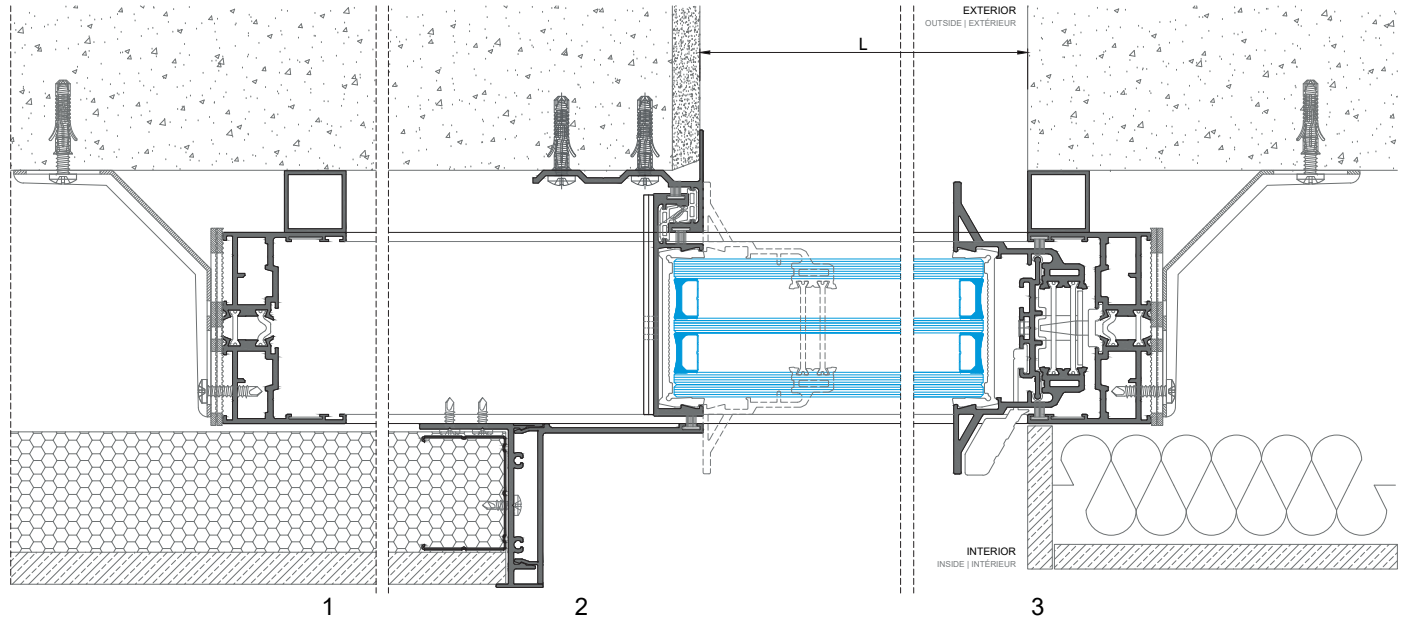
FENÊTRE COULISSANT À GALANDAGE 1 VANTAIL AVEX SEUIL CACHÉ - Profilé OS 28



PERFIS PROFILES PROFILÉS					
CÓDIGO CODE	DESIGNAÇÃO DESIGNATION NOMINATION	CORTE HORIZ. HORIZONTAL CUT SOUS-PROFILÉ	CORTE VERT. VERTICAL CUT COUPE VERTICALE	QUANT. QUANTITY	CORTE CUT
OS 54	ARO FIXO FIXED FRAME DORMANT	(Lx2)+90	H	1+2	
SO 56	ARO FIXO SOLEIRA DRILL FIXED FRAME SEUIL	(Lx2)+90	-	1	
OS 28	ARO MÓVEL MOBILE FRAME OUVRANT	L+2	-	1	
OS 46	PERFIL REMATE PROFILE PROFIL	L+22	-	2	
OS 34	ARO MÓVEL LAT. MOBILE FR. OUVRANT	-	H-120	1	
OS 32	VARETA PROFILE PROFIL	-	H-224	1	
OS 13	ARO MÓVEL CENT. MOBILE FR. OUVRANT	-	H-120	1	
OS 35	GUIA UPPER GUIDE GUIDE SUPÉRIEUR	(Lx2)+44	-	1	
OS 801	GUIA (INOX) LOWER GUIDE GUIDE INFÉRIEUR	(Lx2)+44	-	2	
KO 25	PERFIL REMATE PROFILE PROFIL	L	H	2x2	
OS 45	PERFIL REMATE PROFILE PROFIL	-	H-106	1	
OS 46	PERFIL REMATE PROFILE PROFIL	-	H-106	1	
OS 47	PERFIL REMATE PROFILE PROFIL	-	H	1	

ACESSÓRIOS ACCESSORIES ACCESSOIRES		
CÓDIGO CODE	DESIGNAÇÃO DESIGNATION NOMINATION	QUANTIDADE QUANTITY QUANTITÉ
205164	CARRINHO OS N°6 ROLLING BEARING N°6 ROULEAU N°6	2
205161	CARRINHO-GUIA OS SUPERIOR N°3 UPPER GUIDE ROLLING BEARING N°3 ROULEAU-GUIDE SUPÉRIEUR N°3	2
204851	ESQUADRO 18-1412 C BLOCKING BRACKET ÉQUIERRE	8
213246	CANTO CR S/SB ANGLE ANGLE	4
202312	CONTRA-FECHO OS INOX 316L COUNTER-LOCK BRACKET C. FERMETURE SUPPORT	3
213217	AMORTECEDOR OS SHOCK ABSORBER AMORTISSEUR	3
280021	TESTA OS (TRIPLE V3) STRIKING PLATE GÂCHE	3
201065	FECHO LATERAL OS N°3 N°3 LATERAL LOCK SERRURE LATÉRALE N°3	1
228166	MOLA DE RETENÇÃO PARA FECHO OS RETAINER SPRING FOR PA LOCK BRESSOIR DE RETENUE POUR FERMETURE OS	1
210097	TOPO CENTRAL N°3 OS-V3 ESQUERDO CENTRAL N°3 LEFT END-CAP EMBOUT CENTRAL N°3 GAUCHE	1
210134	TOPO CENTRAL N°7 OS-V3 SOL. OCULTA DIREITO CENT N°7 RIGHT END-CAP EMBOUT CENT. N°7 SEUIL CACHÉ DROITE	1
210139	TOPO LATERAL SUP/INF N°4 OS-V3 LAT UPPER/LOWER N°4 END-CAP EMBOUT LAT SUP/INF N°4	1
210152	TOPO LATERAL INF 20MM N°6 OS-V3 SOL. INVIS. LAT LOWER/LOWER INF 20MM END-CAP EMBOUT LAT INF 20MM N°6 SEUIL CACHÉ	1
210155	TOPO ARO FIXO SOLEIRA OCULTA V3 CONCEALED SILL FIXED FRAME END-CAP V3 EMBOUT CADRE DORMANT SEUIL CACHÉ V3	1
210280	GOTEIRA SOS C/ VÁLVULA (Pr.) DRIP / GOUTTIÈRE	2
210082	OS-302: TOPO PARA OS-32 (Triple V3) END-CAP EMBOUT	1m
215078	PEÇA ANTI-LEVANTAMENTO OS ANTI-LIFT ACCESSORY ANTI-LEVAGE	1
215194	CHAPA BLOQUEIO PELÚCIA PILE SEAL LOCK PLATE PLAQUE DE VERROUILLAGE DE JOINT BROSSE	2

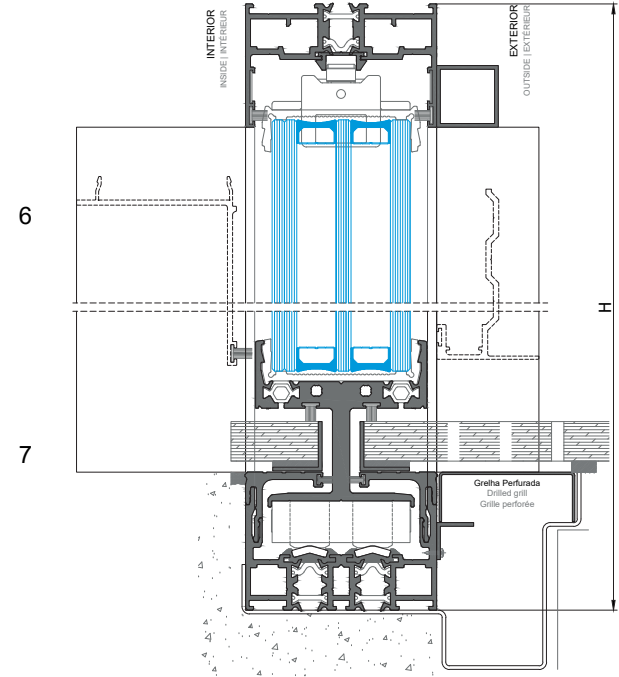
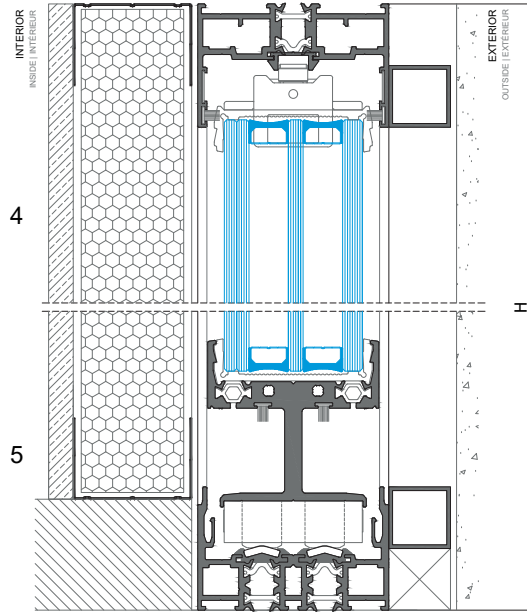
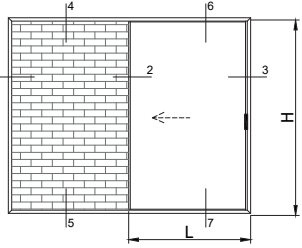
VEDANTES SEALENTS JOINTS		
CÓDIGO CODE	DESIGNAÇÃO DESIGNATION NOMINATION	QUANTIDADE QUANTITY QUANTITÉ
208458 208467	PELÚCIA 7x7 PILE SEAL / JOINT BROSSE	4L + 5H
208468	PELÚCIA SRF 4x8 2P1M Cinza PILE SEAL / JOINT BROSSE	2L
208499	VD 2063.N	2H
208193	VD 2060	4L



JANELA DE CORRER 1 FOLHA DE EMBUTIR COM SOLEIRA OCULTA - Perfil OS 38

1 LEAF HIDDEN SLIDING WINDOW WITH CONCEALED SILL - Profile OS 38

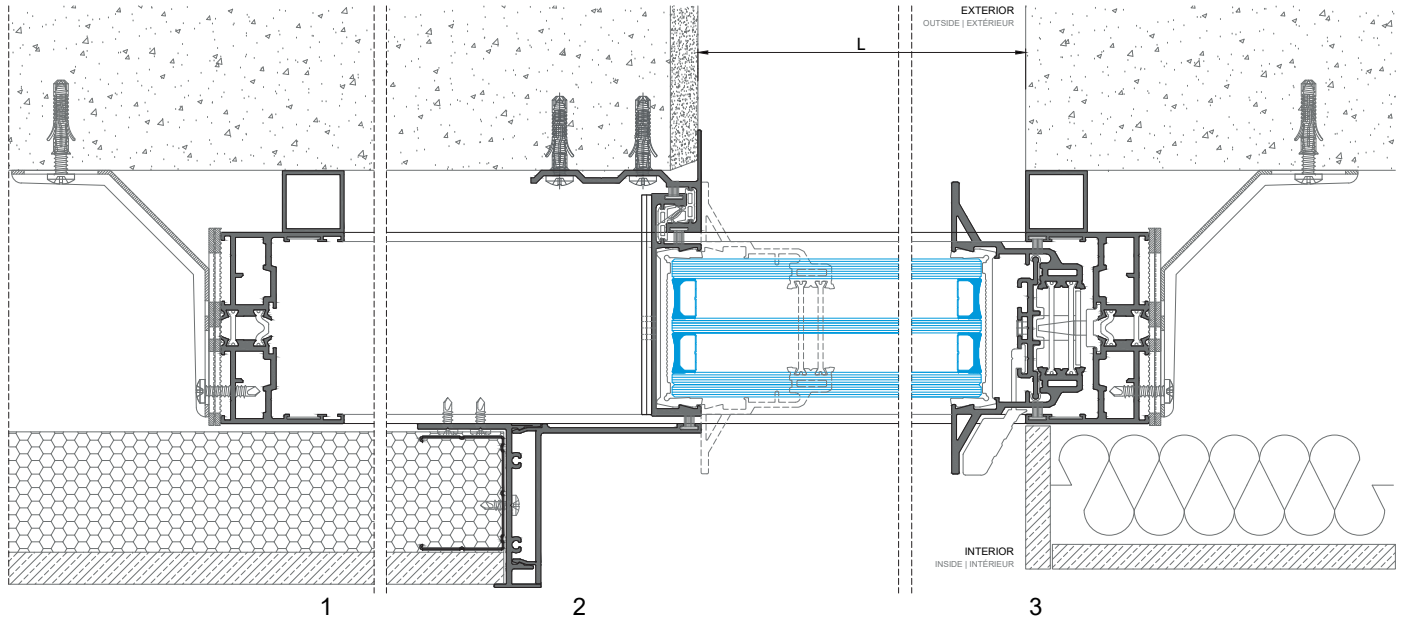
FENÊTRE COULISSANT À GALANDAGE 1 VANTAIL AVEX SEUIL CACHÉ - Profilé OS 38



PERFIS PROFILES PROFILÉS					
CÓDIGO CODE	DESIGNAÇÃO DESIGNATION / NOMINATION	CORTE HORIZ. CUTPE HORIZONTAL	CORTE VERT. CUTPE VERTICAL	QUANT. QUANTITY	CORTE CUTPE
OS 54	ARO FIXO FIXED FRAME DORMANT	(Lx2)+90	H	1+2	
SO 56	ARO FIXO SOLEIRA FIXED FRAME SILL	(Lx2)+90	-	1	
OS 38	ARO MÓVEL MOBILE FRAME OUVRANT	L+3	-	1	
OS 46	PERFIL REMATE PROFILE PROFIL	L+22	-	2	
OS 34	ARO MÓVEL LAT. MOBILE FR. OUVRANT	-	H-140	1	
OS 32	VARETA PROFILE PROFIL	-	H-244	1	
OS 13	ARO MÓVEL CENT. MOBILE FR. OUVRANT	-	H-140	1	
OS 35	GUIA UPPER GUIDE GUIDE SUPERIEUR	(Lx2)+44	-	1	
OS 801	GUIA (INOX) LOWER GUIDE GUIDE INFERIEUR	(Lx2)+44	-	2	
KO 25	PERFIL REMATE PROFILE PROFIL	L	H	2+2	
OS 45	PERFIL REMATE PROFILE PROFIL	-	H-106	1	
OS 46	PERFIL REMATE PROFILE PROFIL	-	H-106	1	
OS 47	PERFIL REMATE PROFILE PROFIL	-	H	1	
KL 20	PERFIL REMATE PROFILE PROFIL	L+22	-	2	

ACESSÓRIOS ACCESSORIES ACCESSOIRES		
CÓDIGO CODE	DESIGNAÇÃO DESIGNATION / NOMINATION	QUANTIDADE QUANTITY / QUANTITE
205164	CARRINHO OS N°6 ROLLING BEARING N°6 ROULEAU N°6	2
205161	CARRINHO-GUIA OS SUPERIOR N°3 UPPER GUIDE ROLLING BEARING N°3	2
204851	ESQUADRO 18-1412 C BLOCKING BRACKET ÉQUIERRE	8
213246	CANTO CR S/SB ANGLE ANGLE	4
202312	CONTRA-FECHO OS INOX 316L COUNTER-LOCK BRACKET C. FERMETURE SUPPORT	3
213217	AMORTECEDOR OS SHOCK ABSORBER AMORTISSEUR	3
280021	TESTA OS (TRIPLE V3) STRIKING PLATE GÂCHE	3
201065	FECHO LATERAL OS N°3 N°3 LATERAL LOCK SERRURE LATÉRALE N°3	1
228166	MOLA DE RETENÇÃO PARA FECHO OS RETAINER SPRING FOR OS LOCK / RESORT DE RETENUE POUR FERMETURE OS	1
210097	TOPO CENTRAL N°3 OS-V3 ESQUERDO CENTRAL N°3 LEFT END-CAP / EMBOUT CENTRAL N°3 GAUCHE	1
210134	TOPO CENTRAL N°7 OS-V3 SOL. OCULTA DIREITO CENT N°7 RIGHT CONC. SILL END-CAP / EMBOUT CENT. N°7 SEUIL CACHÉ DROITE	1
210139	TOPO LATERAL SUPINF N°4 OS-V3 LAT UPPER/LOWER N4 END-CAP / EMBOUT LAT SUPINF N4	1
210145	TOPO LATERAL INF 40MM N°10 OS-V3 SOL. INVIS. LAT INF 40MM N°10 END-CAP CONCEAL. / EMBOUT LAT INF 40MM N°10 SEUIL CACHÉ	1
210155	TOPO ARO FIXO SOLEIRA OCULTA V3 CONCEALED SILL FIXED FRAME END-CAP V3 / EMBOUT CADRE DORMANT SEUIL CACHÉ V3	1
210280	GOTEIRA SOS C/ VÁLVULA (Pr.) DRIP / GOUTTIERE	2
210082	OS-302: TOPO PARA OS-32 (Triple V3) END-CAP / EMBOUT	1m
215078	PEÇA ANTI-LEVANTAMENTO OS ANTI-LIFT ACCESSORY / ANTI-LEVAGE	1
215194	CHAPA BLOQUEIO PELÚCIA PILE SEAL LOCK PLATE / PLAQUE DE VERROUILLAGE DE JOINT BROSSÉ	2

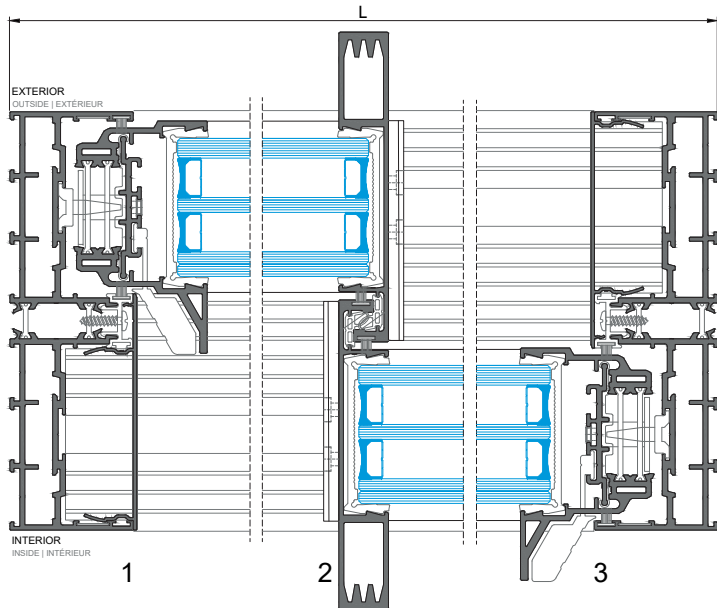
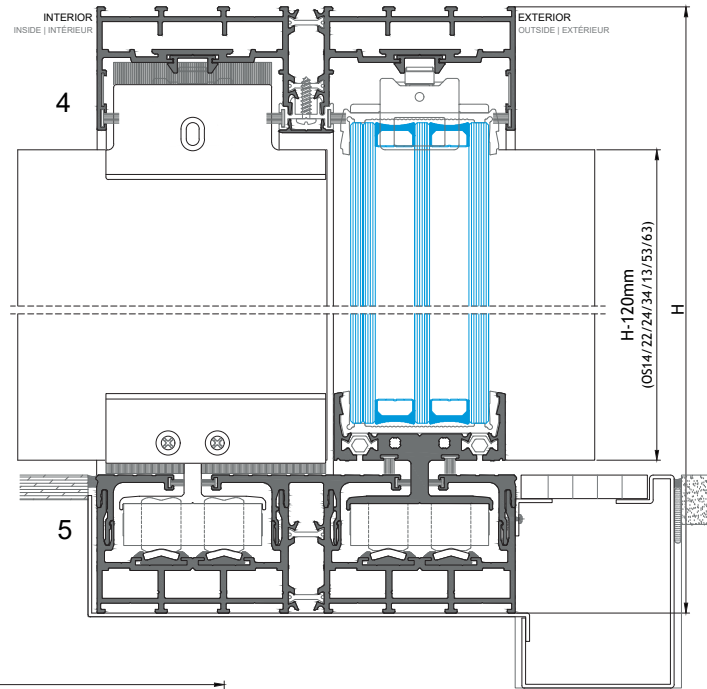
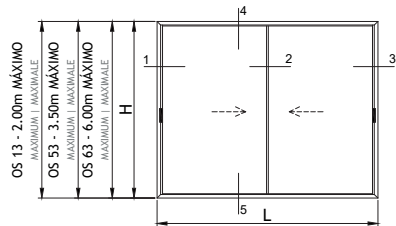
VEDANTES SEALENTS JOINTS		
CÓDIGO CODE	DESIGNAÇÃO DESIGNATION / NOMINATION	QUANTIDADE QUANTITY / QUANTITE
208458	PELÚCIA 7x7 PILE SEAL / JOINT BROSSÉ	4L + 5H
208467	PELÚCIA SRF 4x8 2P1M Cinza PILE SEAL / JOINT BROSSÉ	2L
208499	VD 2063.N	2H
208193	VD 2060	4L



JANELA DE CORRER 2 FOLHAS COM SOLEIRA OCULTA - Perfil OS 28

2 LEAVES SLIDING WINDOW WITH CONCEALED SILL - Profile OS 28

FENÊTRE COULISSANT 2 VANTAOX AVEC SEUIL CACHÉ - Profilé OS 28



PERFIS PROFILES PROFILÉS					
CÓDIGO CODE	DESIGNAÇÃO DESIGNATION NOMINATION	CORTE HORIZ. HORIZONTAL DETAIL	CORTE VERT. VERTICAL DETAIL	QUANT. QUANTITY	CORTE CUT
OS 04	ARO FIXO FIXED FRAME DORMANT	L	H	1+2	
OS 23	ARO FIXO SOLEIRA FIXED SILL FRAME SEUIL	L	-	1	
OS 28	ARO MÓVEL MOBILE FRAME OUVRANT	(L/2)-56	-	2	
OS 46	PERFIL REMATE PROFILE PROFILÉ	(L/2)-50,5	-	4	
OS 45	PERFIL REMATE PROFILE PROFILÉ	(L/2)-50,5	-	2	
OS 24	ARO MÓVEL LAT. MOBILE FR. OUVRANT	-	H-120	2	
OS 32	VARETA PROFILE PROFILÉ	-	H-224	2	
OS 53	ARO MÓVEL CENT. MOBILE FR. OUVRANT	-	H-120	2	
OS 70	TAMPA DE CANAL END CAP EMBOUT	-	H-79	2	
OS 35	GUIA UPPER GUIDE GUIDE SUPÉRIEUR	L-46	-	2	
OS 80	GUIA (INOX) LOWER GUIDE GUIDE INFÉRIEUR	L-46	-	4	
OS 95	POLIAMIDA POLYAMIDE POLYAMIDE	(L/2)-50	H-74	2+2	
OS 30	PERFIL REMATE PROFILE PROFILÉ	(L/2)-65	-	2	

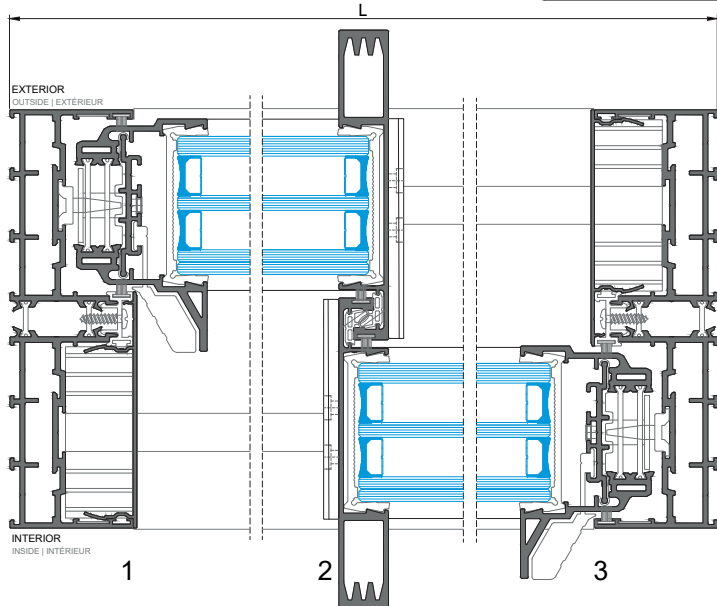
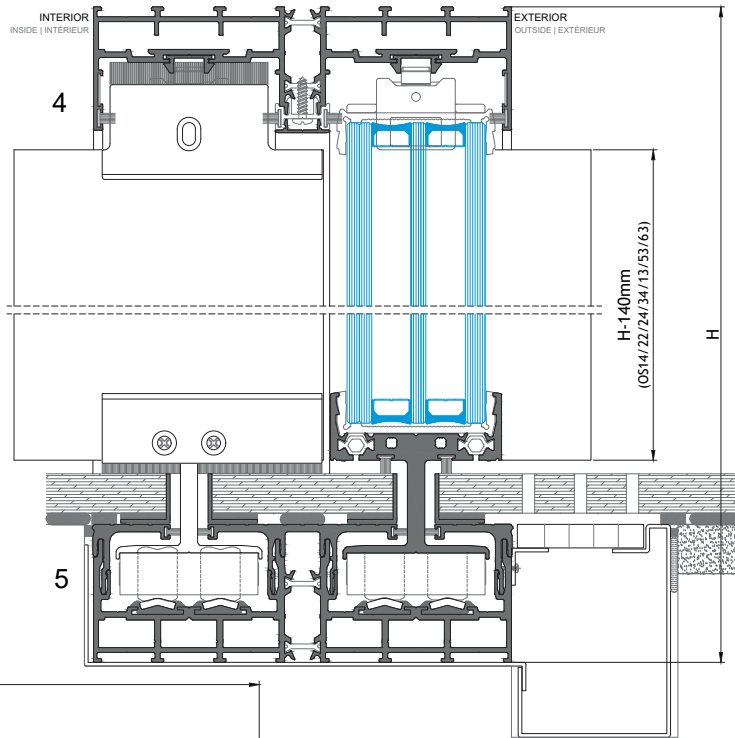
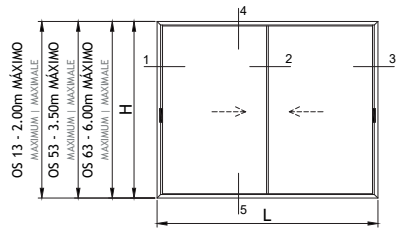
ACESSÓRIOS ACCESSORIES ACCESSOIRES		
CÓDIGO CODE	DESIGNAÇÃO DESIGNATION NOMINATION	QUANTIDADE QUANTITY QUANTITE
205164	CARRINHO OS Nº 6 ROLLING BEARING Nº6 ROULEAU Nº 6	4
205161	CARRINHO-GUIA OS SUPERIOR Nº3 UPPER GUIDE ROLLING BEARING N.3 ROULEAU-GUIDE SUPÉRIEUR N.3	4
204144	ESQUADRO 18-2212 C BLOCKING BRACKET ÉQUERRE	16
213246	CANTO CR S/SB ANGLE ANGLE	4
202312	CONTRA-FECHO OS INOX 316L COUNTER-LOCK BRACKET C-FERMETURE SUPPORT	6
213217	AMORTECEDOR OS SHOCK ABSORBER AMORTISSEUR	6
280021	TESTA OS (TRIPLE V3) STRIKING PLATE GÂCHE	6
201065	FECHO LAT. OS N.3 N.3 LATERAL LOCK SERRURE LATÉRALE N.3	2
228166	MOLA DE RETENÇÃO PARA FECHO OS RETAINER SPRING FOR OS LOCK BRESSORT DE RETENUE POUR FERMETURE OS	2
210134	TOPO CENTRAL Nº7 OS-V3 SOL. OCULTA DIREITO CENT. Nº7 RIGHT CONC. SILL END-CAP EMBOUT CENT. Nº7 SEUIL CACHÉ DROITE	2
210097	TOPO CENTRAL Nº3 OS-V3 ESQUERDO CENTRAL Nº3 LEFT END-CAP EMBOUT CENTRAL Nº3 GAUCHE	2
210152	TOPO LATERAL INF 20MM Nº6 OS-V3 SOL INVIS. LAT INF 20MM Nº6 END-CAP CONC. SILL EMBOUT LAT INF 20MM Nº6 SEUIL CACHÉ	2
210139	TOPO LATERAL SUP/INF Nº4 OS-V3 LAT UPPER/LOWER Nº4 END-CAP EMBOUT LAT SUP/INF Nº4	2
210155	TOPO ARO FIXO SOLEIRA OCULTA V3 CONCEALED SILL FIXED FRAME END-CAP V3 EMBOUT CADRE DORMANT SEUIL CACHÉ V3	4
210280	GOTEIRA SOS C/ VÁLVULA (Pr.) DRIP GOÛTIÈRE	2
290020	PARAFUSO PAR 006 SCREW VIS	DIVERSOS DIVERSES DIVERS
213273	CORTA-VENTO OS SUPERIOR UPPER CENTRAL GASKET PIÈCE DÉTANCHEÏTE SUPÉRIEUR	1
210082	OS-302: TOPO PARA OS-32 (Triple V3) END-CAP EMBOUT	1 m
215078	PEÇA ANTI-LEVANTAMENTO OS ANTI-LIFT ACCESSORY ANTI-LEVAGE	2
215194	CHAPA BLOQUEIO PELÚCIA PILE SEAL LOCK PLATE PLAQUE DE VERROUILLAGE DE JOINT BROSSÉ	2
210510	TOPO BLOQUEIO PELÚCIA CV PILE SEAL LOCK END-CAP CV EMBOUT DE VERROUILLAGE DE JOINT BROSSÉ CV	2
212066	CONJ. TOPOS OS 61 OS 61 END-CAP KIT KIT D'EMBOUT OS 61	1

VEDANTES SEALENTS JOINTS		
CÓDIGO CODE	DESIGNAÇÃO DESIGNATION NOMINATION	QUANTIDADE QUANTITY QUANTITE
	PELÚCIA 7x7 PILE SEAL JOINT BROSSÉ	6L + 6H
208468	PELÚCIA SRF 4x8 2P1M Cinza PILE SEAL JOINT BROSSÉ	4L
208499	VD 2063.N	2H
208193	VD 2060	4L

JANELA DE CORRER 2 FOLHAS COM SOLEIRA OCULTA - Perfil OS 38

2 LEAVES SLIDING WINDOW WITH CONCEALED SILL - Profile OS 38

FENÊTRE COULISSANT 2 VANTAOX AVEC SEUIL CACHÉ - Profilé OS 38



PERFIS PROFILES PROFILÉS					
CÓDIGO CODE	DESIGNAÇÃO DESIGNATION NOMINATION	CORTE HORIZ. HORIZONTAL DETAIL DÉTAIL HORIZONTAL	CORTE VERT. VERTICAL DETAIL DÉTAIL VERTICALE	QUANT. QUANTITY QUANTITÉ	CORTE CUT COUPE
OS 04	ARO FIXO FIXED FRAME DORMANT	L	H	1+2	
OS 23	ARO FIXO SOLEIRA FIXED SILL FRAME SEUIL	L	-	1	
OS 38	ARO MÓVEL MOBILE FRAME OUVRANT	(L/2)-56	-	2	
OS 46	PERFIL REMATE PROFILE PROFILÉ	(L/2)-50,5	-	4	
OS 45	PERFIL REMATE PROFILE PROFILÉ	(L/2)-50,5	-	2	
OS 24	ARO MÓVEL LAT. MOBILE FR. OUVRANT	-	H-140	2	
OS 32	VARETA PROFILE PROFILE	-	H-244	2	
OS 53	ARO MÓVEL CENT. MOBILE FR. OUVRANT	-	H-140	2	
OS 70	TAMPA DE CANAL END CAP EMBOUT	-	H-79	2	
OS 35	GUIA UPPER GUIDE GUIDE SUPÉRIEUR	L-46	-	2	
OS 801	GUIA (INOX) LOWER GUIDE GUIDE INFÉRIEUR	L-46	-	4	
OS 95	POLIAMIDA POLYAMIDE POLYAMIDE	(L/2)-50	H-74	2+2	
OS 30	PERFIL REMATE PROFILE PROFILÉ	L/2-65	-	2	
KL 20	PERFIL REMATE PROFILE PROFILÉ	(L/2)-50,5	-	8	

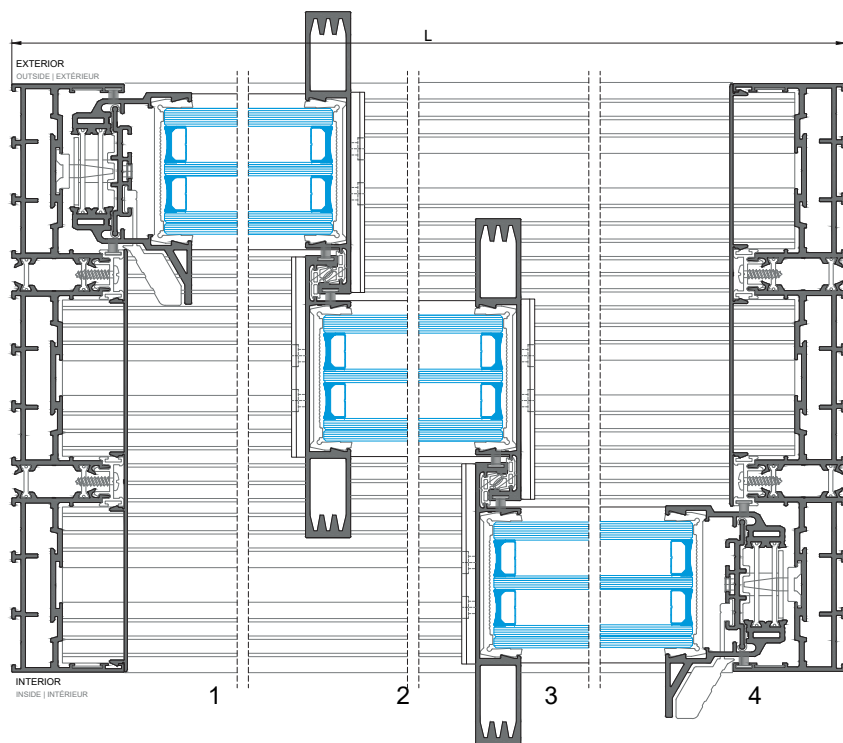
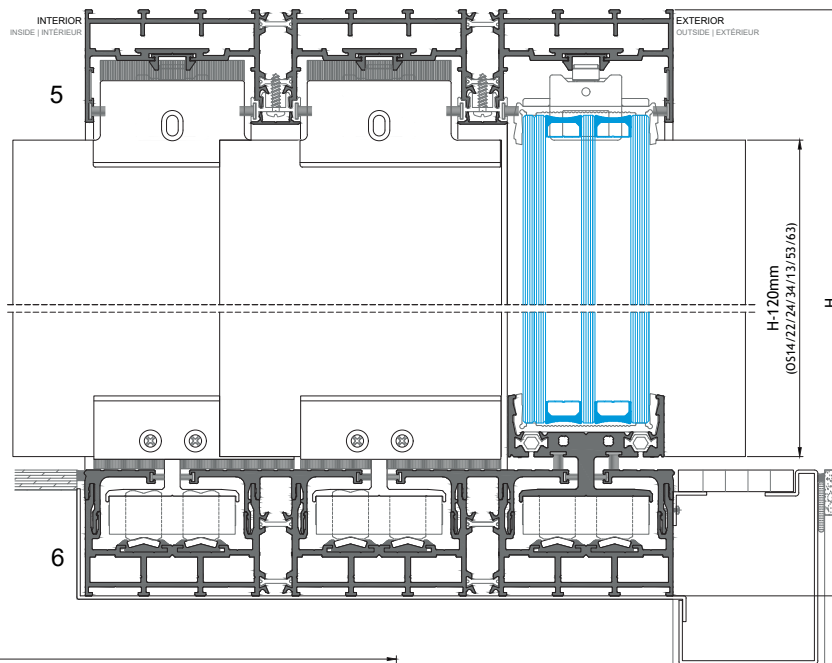
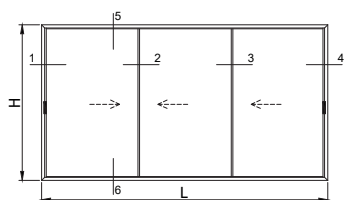
ACESSÓRIOS ACCESSORIES ACCESSOIRES		
CÓDIGO CODE	DESIGNAÇÃO DESIGNATION NOMINATION	QUANTIDADE QUANTITY QUANTITÉ
205164	CARRINHO OS Nº 6 ROLLING BEARING Nº6 ROULEAU Nº6	4
205161	CARRINHO-GUIA OS SUPERIOR Nº3 UPPER-GUIDE ROLLING BEARINGS N3 ROULEAU-GUIDE SUPÉRIEUR N3	4
204144	ESQUADRO 18-2212 C BLOCKING BRACKET ÉQUERRE	16
213246	CANTO CR S/SB ANGLE ANGLE	4
202312	CONTRA-FECHO OS INOX 316L COUNTER-LOCK BRACKET C-FERMÉTURE SUPPORT	6
213217	AMORTECEDOR OS SHOCK ABSORBER AMORTISSEUR	6
280021	TESTA OS (TRIPLE V3) STRIKING PLATE GÂCHE	6
201065	FECHO LAT. OS Nº3 Nº3 LATERAL LOCK SERRURE LATÉRALE Nº3	2
228166	MOLA DE RETENÇÃO PARA FECHO OS RETAINER SPRING FOR OS LOCK BRESSORT DE RETENUE POUR FERMETURE OS	2
210134	TOPO CENTRAL Nº7 OS-V3 SOL. OCULTA DIREITO CENT. Nº7 RIGHT CONC. SILL END-CAP EMBOUT CENT. Nº7 SEUIL CACHÉ DROITE	2
210097	TOPO CENTRAL Nº3 OS-V3 ESQUERDO CENTRAL Nº3 LEFT END-CAP EMBOUT CENTRAL Nº3 GAUCHE	2
210139	TOPO LATERAL SUP/INF Nº4 OS-V3 LAT UPPER/LOWER Nº4 END-CAP EMBOUT LAT SUP/INF Nº4	2
210145	TOPO LATERAL INF 40MM Nº10 OS-V3 SOL. INVIS. LAT INF 40MM Nº10 END-CAP CONC. SILL EMBOUT LAT INF 40MM Nº10 SEUIL CACHÉ	2
210155	TOPO ARO FIXO SOLEIRA OCULTA V3 CONCEALED SILL FIXED FRAME END-CAP V3 EMBOUT CADRE DORMANT SEUIL CACHÉ V3	4
210280	GOTEIRA SOS C/ VÁLVULA (Pr.) DRIP GOUTTIÈRE	2
290020	PARAFUSO PAR 006 SCREW VIS	DIVERSOS DIVERSES DIVERS
213273	CORTA-VENTO OS SUPERIOR UPPER CENTRAL GASKET PIÈCE DÉTANCHEÏTE SUPÉRIEUR	1
210082	OS-302: TOPO PARA OS-32 (Triple V3) END-CAP EMBOUT	1 m
215078	PEÇA ANTI-LEVANTAMENTO OS ANTI-LIFT ACCESSORY ANTI-LEVAGE	2
215194	CHAPA BLOQUEIO PELÚCIA PILE SEAL LOCK PLATE PLAQUE DE VERROUILLAGE DE JOINT BROSSSE	2
210510	TOPO BLOQUEIO PELÚCIA CV PILE SEAL LOCK END-CAP CV EMBOUT DE VERROUILLAGE DE JOINT BROSSSE CV	2
212066	CONJ. TOPOS OS 61 OS 61 END-CAP KIT KIT D'EMBOUT OS 61	1

VEDANTES SEALENTS JOINTS		
CÓDIGO CODE	DESIGNAÇÃO DESIGNATION NOMINATION	QUANTIDADE QUANTITY QUANTITÉ
208458 208467	PELÚCIA 7x7 PILE SEAL JOINT BROSSSE	6L + 6H
208468	PELÚCIA SRF 4x8 2P1M Cinza PILE SEAL JOINT BROSSSE	4L
208499	VD 2063.N	2H
208193	VD 2060	4L

JANELA DE CORRER 3 FOLHAS COM SOLEIRA OCULTA - Perfil OS 28

3 LEAVES SLIDING WINDOW WITH CONCEALED SILL - Profile OS 28

FENÊTRE COULISSANT 3 VANTAOX AVEC SEUIL CACHÉ - Profilé OS 28



PERFIS PROFILES PROFILÉS						
CÓDIGO CODE	DESIGNAÇÃO DESIGNATION NOMINATION	CORTE HORIZ. HORIZONTAL DETAIL	CORTE VERT. VERTICAL DETAIL	QUANT. QUANTITY	CORTE CUT	QUANT. QUANTITY
OS 39	ARO FIXO FIXED FRAME DORMANT	L	H	1+2		
OS 89	ARO FIXO SOLEIRA FIXED SILL FRAME SEUIL	L	-	1		
OS 28	ARO MÓVEL MOBILE FRAME OUVRANT	(L/3)-32	-	3		
OS 46	PERFIL REMATE PROFILE PROFILÉ	(L/3)-26,5 ((L/3)-36,5)x2	-	2 2		
OS 45	PERFIL REMATE PROFILE PROFILÉ	(L/3)-26,5 ((L/3)-36,5)x2	-	2 2		
OS 24	ARO MÓVEL LAT. MOBILE FR. OUVRANT	-	H-120	2		
OS 32	VARETA PROFILE PROFILÉ	-	H-224	2		
OS 53	ARO MÓVEL CENT. MOBILE FR. OUVRANT	-	H-120	4		
OS 20	TAMPA DE CANAL END CAP EMBOUT	-	H-79	2		
OS 35	GUIA UPPER GUIDE GUIDE SUPÉRIEUR	L-46	-	3		
OS 80	GUIA (INOX) LOWER GUIDE GUIDE INFÉRIEUR	L-46	-	6		
OS 95	POLIAMIDA POLYAMIDE POLYAMIDE	(L/3)-26,5 ((L/3)-36,5)x2	H-74	2 2		4
OS 30	PERFIL REMATE PROFILE PROFILÉ	((L/3)-44) (L/3)-42	-	2 2		

ACESSÓRIOS ACCESSORIES ACCESSOIRES		
CÓDIGO CODE	DESIGNAÇÃO DESIGNATION NOMINATION	QUANTIDADE QUANTITY QUANTITE
205164	CARRINHO OS Nº6 ROLLING BEARING Nº6 ROULEAU Nº6	6
205161	CARRINHO-GUIA OS SUPERIOR Nº3 UPPER GUIDE ROLLING BEARING Nº3 ROULEAU-GUIDE SUPÉRIEUR Nº3	6
204144	ESQUADRO 18-2212 C BLOCKING BRACKET ÉQUERRE	24
213246	CANTO CR S/SB ANGLE ANGLE	4
202312	CONTRA-FECHO OS INOX 316L COUNTER-LOCK BRACKET C-FERMETURE SUPPORT	6
213217	AMORTECEDOR OS SHOCK ABSORBER AMORTISSEUR	6
280021	TESTA OS (TRIPLE V3) STRIKING PLATE GÂCHE	6
201065	FECHO LAT. OS Nº3 Nº3 LATERAL LOCK SERRURE LATÉRALE Nº3	2
228166	MOLA DE RETENÇÃO PARA FECHO OS RETAINER SPRING FOR OS LOCK RESSORT DE RETENUE POUR FERMETURE OS	2
210134	TOPO CENTRAL Nº7 OS-V3 SOL. OCULTA DIREITO CENT. Nº7 RIGHT CONC. SILL END-CAP EMBOUT CENT. Nº7 SEUIL CACHÉ DROITE	4
210097	TOPO CENTRAL Nº9 OS-V3 ESQUERDO CENTRAL Nº9 LEFT END-CAP EMBOUT CENTRAL Nº9 GAUCHE	4
210139	TOPO LATERAL SUP/INF Nº4 OS-V3 LAT UPPER/LOWER Nº4 END-CAP EMBOUT LAT SUP/INF Nº4	2
210152	TOPO LATERAL INF 20MM Nº6 OS-V3 SOL INVIS. LAT INF 20MM Nº6 END-CAP CONC. SILL EMBOUT LAT INF 20MM Nº6 SEUIL CACHÉ	2
210155	TOPO ARO FIXO SOLEIRA OCULTA V3 CONCEALED SILL FIXED FRAME END-CAP V3 EMBOUT CADRE DORMANT SEUIL CACHÉ V3	6
210260	GOTEIRA SOS C/ VÁLVULA (Pr.) DRIP GOUTTIERE	4
290020	PARAFUSO PAR 006 SCREW VIS	DIVERSOS DIVERSES DIVERS
213273	CORTA-VENTO OS SUPERIOR UPPER CENTRAL GASKET PIÈCE D'ÉTANCHÉITE SUPÉRIEUR	2
210082	OS-302: TOPO PARA OS-32 (Triple V3) END-CAP EMBOUT	1 m
215078	PEÇA ANTI-LEVANTAMENTO OS ANTI-LIFT ACCESSORY ANTI-LEVAGE	2
215194	CHAPA BLOQUEIO PELÚCIA PILE SEAL LOCK PLATE PLAQUE DE VERROUILLAGE DE JOINT BROSE	4
210510	TOPO BLOQUEIO PELÚCIA CV PILE SEAL LOCK END-CAP CV EMBOUT DE VERROUILLAGE DE JOINT BROSE CV	4
212066	CONJ. TOPOS OS 61 OS 61 END-CAP KIT KIT D'EMBOUT OS 61	2

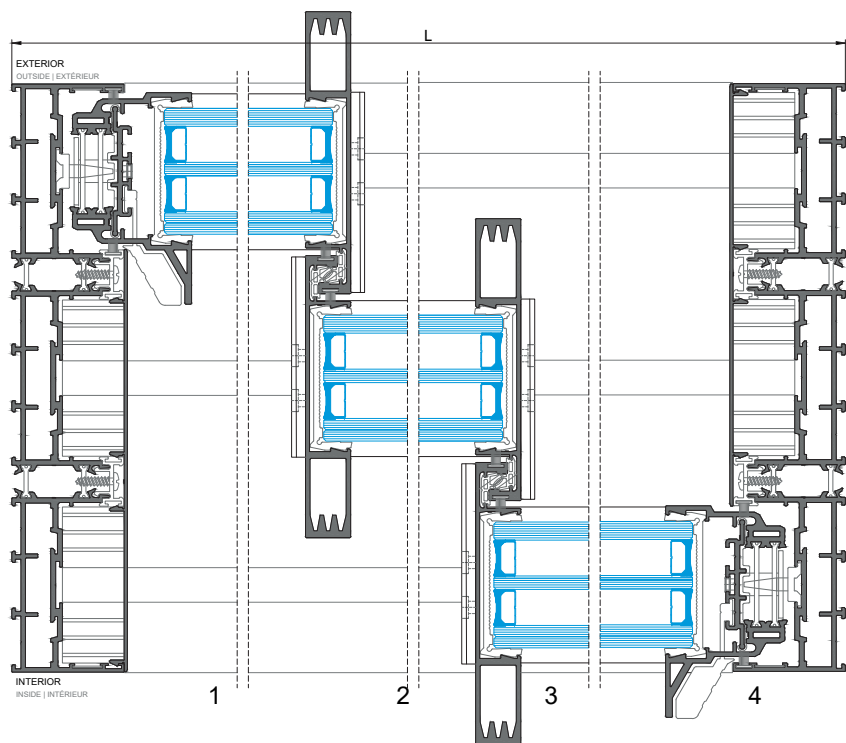
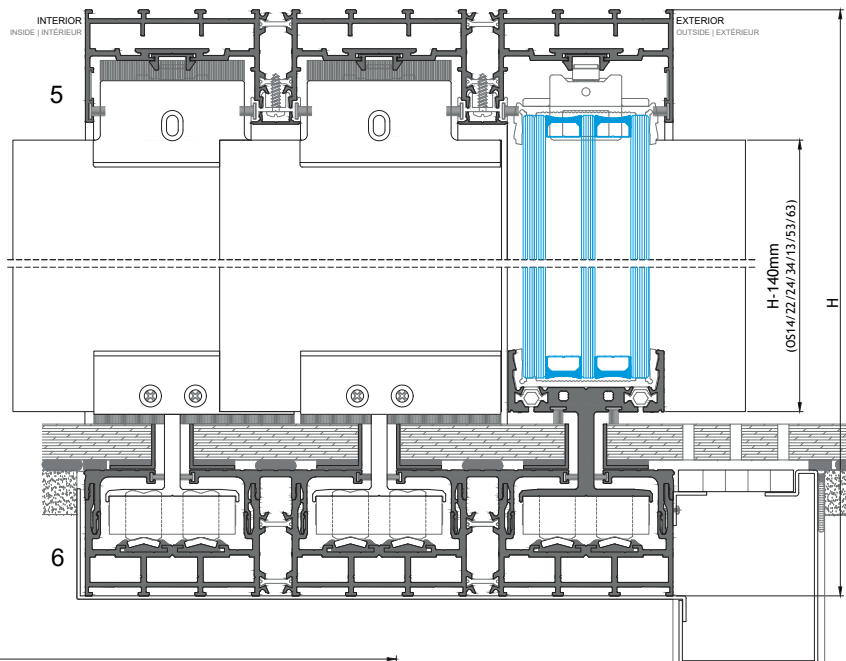
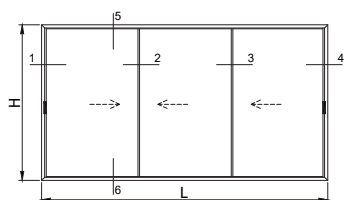
VEDANTES SEALENTS JOINTS		
CÓDIGO CODE	DESIGNAÇÃO DESIGNATION NOMINATION	QUANTIDADE QUANTITY QUANTITE
208458 208467	PELÚCIA 7x7 PILE SEAL JOINT BROSE	8L + 8H
208468	PELÚCIA SRF 4x8 2P1M Cinza PILE SEAL JOINT BROSE	6L
208499	VD 2063.N	4H
208193	VD 2060	6L

SISTEMA OS-Triple - Soleira Oculta
 System | Système
 Concealed Sill | Seuil Caché

JANELA DE CORRER 3 FOLHAS COM SOLEIRA OCULTA - Perfil OS 38

3 LEAVES SLIDING WINDOW WITH CONCEALED SILL - Profile OS 38

FENÊTRE COULISSANT 3 VANTAOX AVEC SEUIL CACHÉ - Profilé OS 38



PERFIS PROFILES PROFILÉS					
CÓDIGO CODE	DESIGNAÇÃO DESIGNATION NOMINATION	CORTE HORIZ. HORIZONTAL DETAIL	CORTE VERT. VERTICAL DETAIL	QUANT. QUANTITY	CORTE CUT GROUPS
OS 39	ARO FIXO FIXED FRAME DORMANT	L	H	1+2	
OS 89	ARO FIXO SOLEIRA FIXED SILL FRAME SEUIL	L	-	1	
OS 38	ARO MÓVEL MOBILE FRAME OUVRANT	(L/3)-32	-	3	
OS 46	PERFIL REMATE PROFILE PROFILÉ	(L/3)-26,5 ((L/3)-36,5)x2	-	2 2	
OS 45	PERFIL REMATE PROFILE PROFILÉ	(L/3)-26,5 ((L/3)-36,5)x2	-	2 2	
OS 24	ARO MÓVEL LAT. MOBILE FR. OUVRANT	-	H-140	2	
OS 32	VARETA PROFILE PROFILÉ	-	H-244	2	
OS 53	ARO MÓVEL CENT. MOBILE FR. OUVRANT	-	H-140	4	
OS 20	TAMPA DE CANAL END CAP EMBOUT	-	H-79	2	
OS 35	GUIA UPPER GUIDE GUIDE SUPÉRIEUR	L-46	-	3	
OS 80	GUIA (INOX) LOWER GUIDE GUIDE INFÉRIEUR	L-46	-	6	
OS 95	POLIAMIDA POLYAMIDE POLYAMIDE	(L/3)-26,5 ((L/3)-36,5)x2	H-74	2 + 4	
OS 30	PERFIL REMATE PROFILE PROFILÉ	((L/3)-44)x2 (L/3)-42	-	2 2	
KL 20	PERFIL REMATE PROFILE PROFILÉ	(L/3)-26,5 (L/3)-36,5)x2	-	6 6	

ACESSÓRIOS ACCESSORIES ACCESSOIRES		
CÓDIGO CODE	DESIGNAÇÃO DESIGNATION NOMINATION	QUANTIDADE QUANTITY QUANTITE
205164	CARRINHO OS Nº6 ROLLING BEARING Nº6 ROULEAU Nº6	6
205161	CARRINHO-GUIA OS SUPERIOR Nº3 UPPER GUIDE ROLLING BEARING Nº3 ROULEAU-GUIDE SUPÉRIEUR Nº3	6
204144	ESQUADRO 18-2212 C BLOCKING BRACKET ÉQUERRE	24
213246	CANTO CR S/SB ANGLE ANGLE	4
202312	CONTRA-FECHO OS INOX 316L COUNTER-LOCK BRACKET C-FERMETURE SUPPORT	6
213217	AMORTECEDOR OS SHOCK ABSORBER AMORTISSEUR	6
280021	TESTA OS (TRIPLE V3) STRIKING PLATE GÂCHE	6
201065	FECHO LAT. OS Nº3 Nº3 LATERAL LOCK SERRURE LATÉRALE Nº3	2
228166	MOLA DE RETENÇÃO PARA FECHO OS RETAINER SPRING FOR OS LOCK RESSORT DE RETENUE POUR FERMETURE OS	2
210134	TOPO CENTRAL Nº7 OS-V3 SOL. OCULTA DIREITO CENT. Nº7 RIGHT CONC. SILL END-CAP EMBOUT CENT. Nº7 SEUIL CACHÉ DROITE	4
210097	TOPO CENTRAL Nº9 OS-V3 ESQUERDO CENTRAL Nº9 LEFT END-CAP EMBOUT CENTRAL Nº9 GAUCHE	4
210139	TOPO LATERAL SUP/INF Nº4 OS-V3 LAT UPPER/LOWER Nº4 END-CAP EMBOUT LAT SUP/INF Nº4	2
210146	TOPO LATERAL INF 40MM Nº10 OS-V3 SOL INVIS. LAT INF 40MM Nº10 END-CAP CONC. SILL EMBOUT LAT INF 40MM Nº10 SEUIL CACHÉ	2
210155	TOPO ARO FIXO SOLEIRA OCULTA V3 CONCEALED SILL FIXED FRAME END-CAP V3 EMBOUT CADRE DORMANT SEUIL CACHÉ V3	6
210280	GOTEIRA SOS C/ VÁLVULA (Pr.) DRIP GOUTTIÈRE	4
290020	PARAFUSO PAR 006 SCREW VIS	DIVERSOS DIVERSES DIVERS
213273	CORTA-VENTO OS SUPERIOR UPPER CENTRAL GASKET PIÈCE D'ÉTANCHÉITÉ SUPÉRIEUR	2
210082	OS-302: TOPO PARA OS-32 (Triple V3) END-CAP EMBOUT	1 m
215078	PEÇA ANTI-LEVANTAMENTO OS ANTI-LIFT ACCESSORY ANTI-LEVAGE	2
215194	CHAPA BLOQUEIO PELÚCIA PILE SEAL LOCK PLATE PLAQUE DE VERROUILLAGE DE JOINT BRASSE	4
210510	TOPO BLOQUEIO PELÚCIA CV PILE SEAL LOCK END-CAP CV EMBOUT DE VERROUILLAGE DE JOINT BRASSE CV	4
212066	CONJ. TOPOS OS 61 OS 61 END-CAP KIT KIT D'EMBOUT OS 61	2

VEDANTES SEALENTS JOINTS		
CÓDIGO CODE	DESIGNAÇÃO DESIGNATION NOMINATION	QUANTIDADE QUANTITY QUANTITE
208458 208467	PELÚCIA 7x7 PILE SEAL JOINT BRASSE	8L + 8H
208468	PELÚCIA SRF 4x8 2P1M Cinza PILE SEAL JOINT BRASSE	6L
208499	VD 2063.N	4H
208193	VD 2060	6L

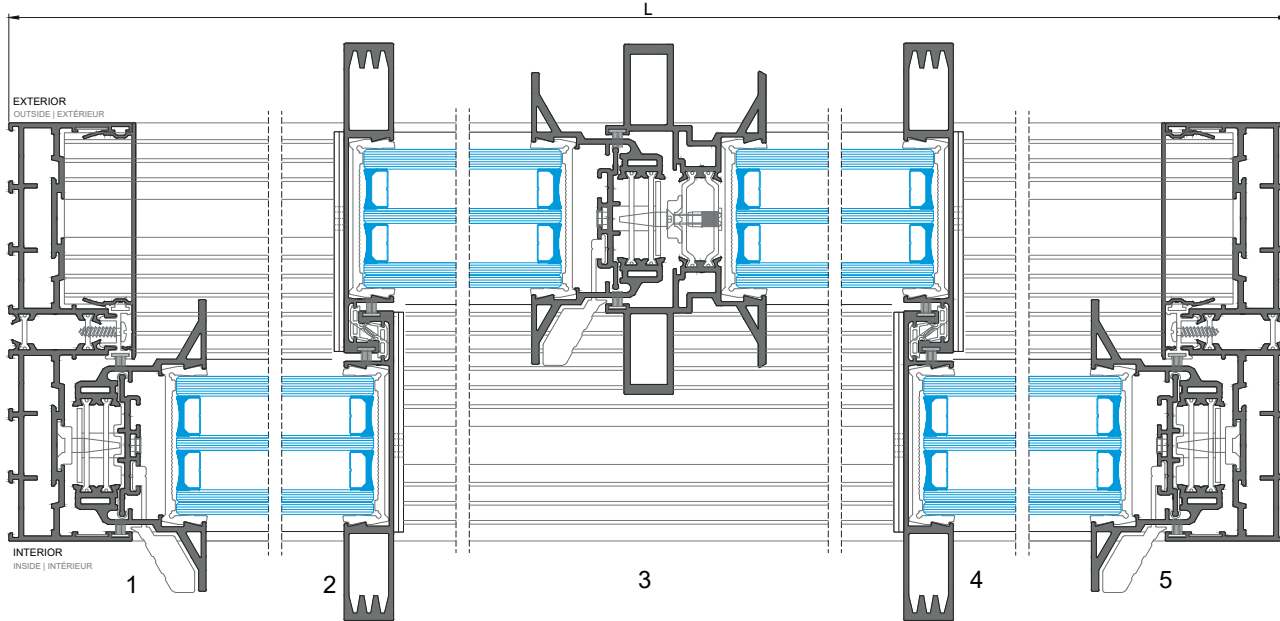
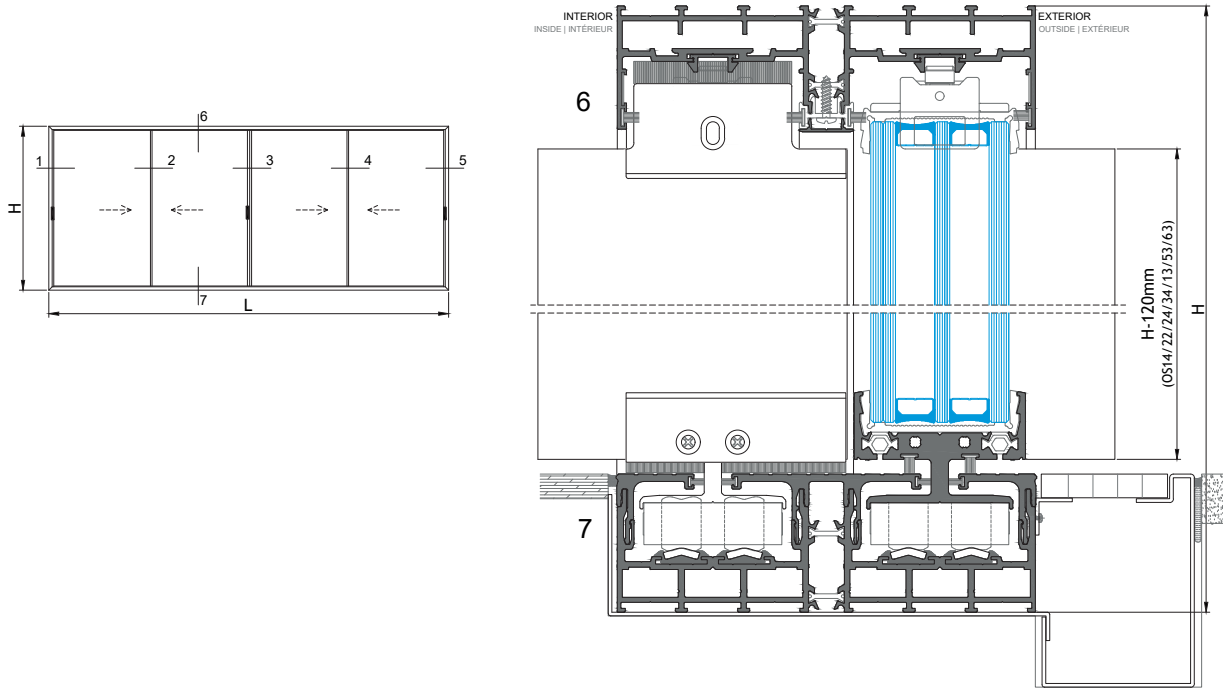
SISTEMA OS-Triple

- Soleira Oculta
Concealed Sill | Seuil Caché

JANELA DE CORRER 4 FOLHAS COM SOLEIRA OCULTA - Perfil OS 28

4 LEAVES SLIDING WINDOW WITH CONCEALED SILL - Profile OS 28

FENÊTRE COULISSANT 4 VANTAUX AVEC SEUIL CACHÉ - Profilé OS 28



PERFIS PROFILES PROFILÉS					
CÓDIGO CODE	DESIGNAÇÃO DESIGNATION NOMINATION	CORTE HORIZ. HORIZONTAL CUT COUPE HORIZONTAL	CORTE VERT. VERTICAL CUT COUPE VERTIC.	QUANT. QUANTITY QUANTITE	CORTE CUT COUPE
OS 04	ARO FIXO FIXED FRAME DORMANT	L	H	1+2	
OS 23	ARO FIXO SOLEIRA FIXED SILL FRAME SEUIL	L	---	1	
OS 28	ARO MÓVEL MOBILE FRAME OUVRANT	L/4-40	-	4	
OS 46	PERFIL REMATE PROFILE PROFILÉ	L/4-34 L/2-33	-	4 2	
OS 45	PERFIL REMATE PROFILE PROFILÉ	L/4-34 L/2-33	-	2 1	
OS 34	ARO MÓVEL LAT. MOBILE FR. OUVRANT	-	H-120	3	
OS 32	VARETA PROFILE PROFILÉ	-	H-224	3	
OS 88	PERFIL UNIÃO 3/4F UNION PROFILE PROFIL D'UNION	-	H-122	1	
OS 53	ARO MÓVEL CENT. MOBILE FR. OUVRANT	-	H-120	4	
OS 70	TAMPA DE CANAL END CAP EMBOUT	-	H-79	2	
OS 35	GUIA UPPER GUIDE GUIDE SUPÉRIEUR	L-46	-	2	
OS 801	GUIA (INOX) LOWER GUIDE GUIDE INFÉRIEUR	L-46	-	4	
OS 95	POLIAMIDA POLYAMIDE POLYAMIDE	(L-136)/4 (L-119)/2	H-74	2 1+2	
OS 30	PERFIL REMATE PROFILE PROFILÉ	L/2-60 L/4-49	-	1 2	

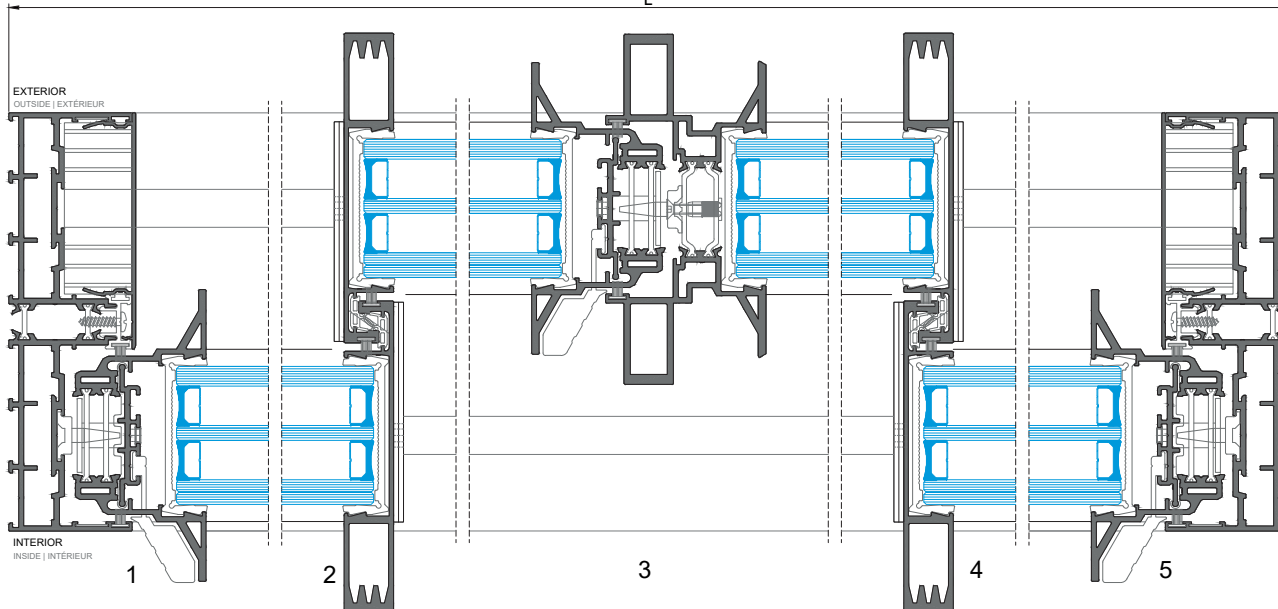
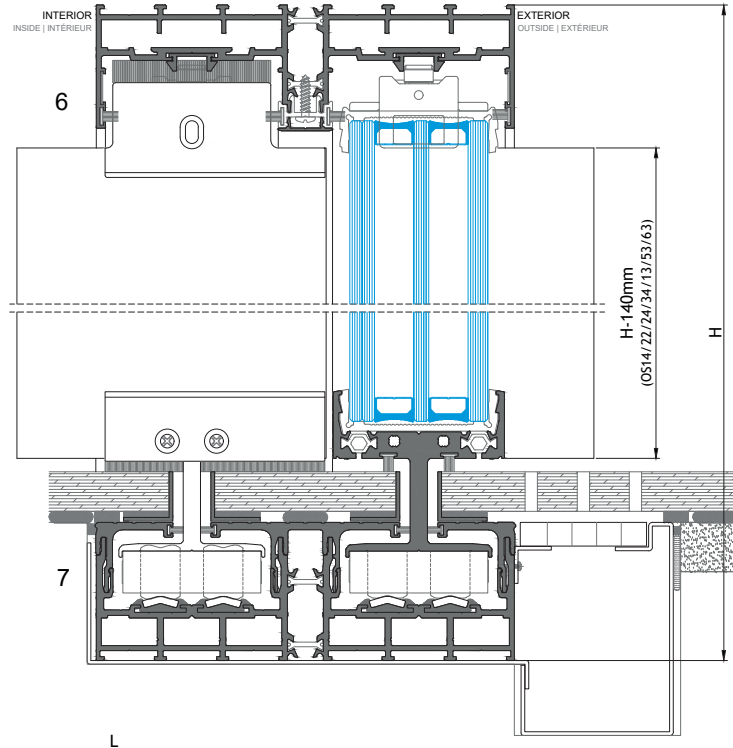
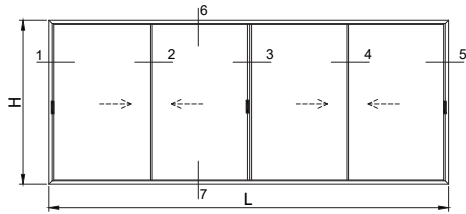
ACESSÓRIOS ACCESSORIES ACCESSOIRES		
CÓDIGO CODE	DESIGNAÇÃO DESIGNATION NOMINATION	QUANTIDADE QUANTITY QUANTITE
205164	CARRINHO OS Nº6 ROLLING BEARING Nº6 ROULEAU Nº6	8
205161	CARRINHO-GUIA OS SUPERIOR Nº3 UPPER-GUIDE ROLLING BEARING Nº3 ROULEAU-GUIDE SUPÉRIEUR Nº3	8
204144	ESQUADRO 18-2212 C BLOCKING BRACKET ÉQUERRE	16
213246	CANTO CR S/SB ANGLE ANGLE	4
202312	CONTRA-FECHO OS INOX 316L COUNTER-LOCK BRACKET C-FERMETURE SUPPORT	9
213217	AMORTECEDOR OS SHOCK ABSORBER AMORTISSEUR	9
280021	TESTA OS (TRIPLE V3) STRIKING PLATE GÂCHE	9
201065	MOLA LAT. OS Nº3 Nº3 LATERAL LOCK SERRURE LATÉRALE Nº3	3
228166	MOLA DE RETENÇÃO PARA FECHO OS RETAINER SPRING FOR OS LOCK BRESSORT DE RETENUE POUR FERMETURE OS	3
212017	CONJUNTO FIXAÇÃO FERRAGEM MULTIPONTO MULTIPOINT HARDWARE FIXING KIT KIT DE FIXATION SERRURE MULTIPONTO	3
210098	TOPO CENTRAL Nº3 OS-V3 DIREITO CENTRAL Nº3 RIGHT END-CAP EMBOUT CENTRAL Nº3 DROITE	2
210134	TOPO CENTRAL Nº7 OS-V3 SOL. OCULTA DIREITO CENT. Nº7 RIGHT CONC. SILL END-CAP EMBOUT CENT. Nº7 SEUIL CACHÉ DROITE	2
210097	TOPO CENTRAL Nº3 OS-V3 ESQUERDO CENTRAL Nº3 LEFT END-CAP EMBOUT CENTRAL Nº3 GAUCHE	2
210133	TOPO CENTRAL Nº7 OS-V3 SOL. OCULTA ESQUERDO CENT. Nº7 LEFT CONC. SILL END-CAP EMBOUT CENT. Nº7 SEUIL CACHÉ GAUCHE	2
210139	TOPO LATERAL SUP/INF Nº4 OS-V3 LAT UPPER/LOWER Nº4 END-CAP EMBOUT LAT SUP/INF Nº4	3
210152	TOPO LATERAL INF 20MM Nº6 OS-V3 SOL. INVIS. LAT INF 20MM Nº6 END-CAP CONC. SILL EMBOUT LAT INF 20MM Nº6 SEUIL CACHÉ	3
212124	CONJ. TOPOS PARA OS 27 END-CAPS EMBOUT	1
210234	TOPO INFERIOR OS 88 END-CAPS EMBOUT	1
210155	TOPO ARO FIXO SOLEIRA OCULTA V3 CONCEALED SILL FIXED FRAME END-CAP V3 EMBOUT CADRE DORMANT SEUIL CACHÉ V3	4
210280	GOTEIRA SOS C/ VÁLVULA (Pr.) DRIP GOUTTIERE	4
290020	PARAFUSO PAR 006 SCREW VIS	DIVERSOS DIVERSES DIVERS
213273	CORTA-VENTO OS SUPERIOR UPPER CENTRAL GASKET PIÈCE D'ÉTANCHÉITE SUPÉRIEUR	2
210082	OS-302: TOPO PARA OS-32 (Triple V3) END-CAP EMBOUT	1 m
215078	PEÇA ANTI-LEVANTAMENTO OS ANTI-LIFT ACCESSORY ANTI-LEVAGE	2
215194	CHAPA BLOQUEIO PELÚCIA PILE SEAL LOCK PLATE PLAQUE DE VERROUILLAGE DE JOINT BROSSÉ	4
210510	TOPO BLOQUEIO PELÚCIA CV PILE SEAL LOCK END-CAP CV EMBOUT DE VERROUILLAGE DE JOINT BROSSÉ CV	4
212066	CONJ. TOPOS OS 61 OS 61 END-CAP KIT KIT D'EMBOUT OS 61	2

VEDANTES SEALANTS JOINTS		
CÓDIGO CODE	DESIGNAÇÃO DESIGNATION NOMINATION	QUANTIDADE QUANTITY QUANTITE
208458 208467	PELÚCIA 7x7 PILE SEAL JOINT BROSSÉ	6L + 10H
208468	PELÚCIA SRF 4x8 2P1M Cinza PILE SEAL JOINT BROSSÉ	4L
208499	VD 2063.N	4H
208193	VD 2060	4L

JANELA DE CORRER 4 FOLHAS COM SOLEIRA OCULTA - Perfil OS 38

4 LEAVES SLIDING WINDOW WITH CONCEALED SILL - Profile OS 38

FENÊTRE COULISSANT 4 VANTAUX AVEC SEUIL CACHÉ - Profilé OS 38



PERFIS PROFILES PROFILÉS					
CÓDIGO CODE	DESIGNAÇÃO DESIGNATION / NOMINATION	CORTE HORIZ. HORIZONTAL CUT COUPE HORIZONT.	CORTE VERT. VERTICAL CUT COUPE VERTIC.	QUANT. QUANTITY QUANTITÉ	CORTE CUT COUPE
OS 04	ARO FIXO FIXED FRAME DORMANT	L	H	1+2	
OS 23	ARO FIXO SOLEIRA FIXED SILL FRAME SEUIL	L	-	1	
OS 38	ARO MÓVEL MOBILE FRAME OUVRANT	L/4-40	-	4	
OS 46	PERFIL REMATE PROFILE PROFILÉ	L/4-34 L/2-33	-	4 2	
OS 45	PERFIL REMATE PROFILE PROFILÉ	L/4-34 L/2-33	-	2 1	
OS 34	ARO MÓVEL LAT. MOBILE FR. OUVRANT	-	H-140	3	
OS 32	VARETA PROFILE PROFILÉ	-	H-244	3	
OS 88	PERFIL UNIÃO 3/4F UNION PROFILE PROFIL D'UNION	-	H-142	1	
OS 53	ARO MÓVEL CENT. MOBILE FR. OUVRANT	-	H-140	4	
OS 70	TAMPA DE CANAL END CAP EMBOUT	-	H-79	2	
OS 35	GUIA UPPER GUIDE GUIDE SUPÉRIEUR	L-46	-	2	
OS 801	GUIA (INOX) LOWER GUIDE GUIDE INFÉRIEUR	L-46	-	4	
OS 95	POLIAMIDA POLYAMIDE POLYAMIDE	(L-136)/4 (L-118)/2	H-74	2+2 1	
OS 30	PERFIL REMATE PROFILE PROFILÉ	L/2-60 L/4-49	-	1 2	
KL 20	PERFIL REMATE PROFILE PROFILÉ	(L/4)-34 (L/2)-33	-	8 4	

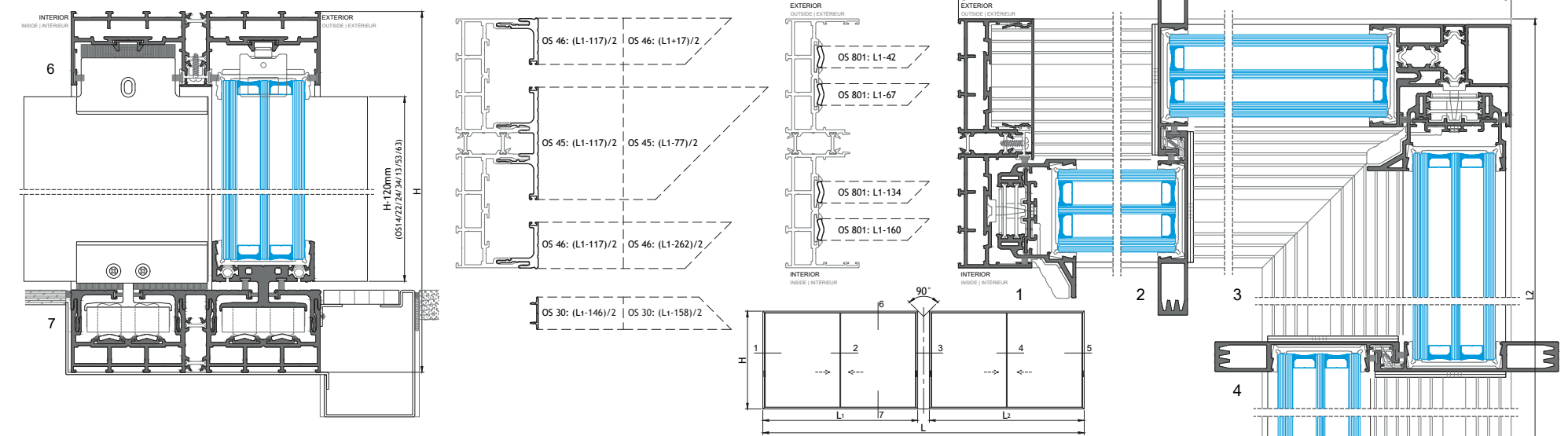
ACESSÓRIOS ACCESSORIES ACCESSOIRES		
CÓDIGO CODE	DESIGNAÇÃO DESIGNATION / NOMINATION	QUANTIDADE QUANTITY / QUANTITÉ
205164	CARRINHO OS Nº6 ROLLING BEARING Nº6 ROULEAU Nº6	8
205161	CARRINHO-GUIA OS SUPERIOR Nº3 UPPER GUIDE ROLLING BEARING Nº3 ROULEAU-GUIDE SUPÉRIEUR Nº3	8
204144	ESQUADRO 18-2212 C BLOCKING BRACKET ÉQUERRE	16
213246	CANTO CR S/SB ANGLE ANGLE	4
202312	CONTRA-FECHO OS INOX 316L COUNTER-LOCK BRACKET C.-FERMETURE SUPPORT	9
213217	AMORTECEDOR OS SHOCK ABSORBER AMORTISSEUR	9
280021	TESTA OS (TRIPLE V3) STRIKING PLATE GÂCHE	9
201065	FECHO LAT. OS Nº3 Nº3 LATERAL LOCK SERRURE LATÉRALE Nº3	3
228166	MOLA DE RETENÇÃO PARA FECHO OS RETAINER SPRING FOR OS LOCK BRESSORT DE RETENUE POUR FERMETURE OS	3
212017	CONJUNTO FIXAÇÃO FERRAGEM MULTIPONTO MULTI POINT HARDWARE FIXING KIT KIT DE FIXATION SERRURE MULTIPONTO	3
210098	TOPO CENTRAL Nº3 OS-V3 DIREITO CENTRAL Nº3 RIGHT END-CAP EMBOUT CENTRAL Nº3 DROITE	2
210134	TOPO CENTRAL Nº7 OS-V3 SOL. OCULTA DIREITO CENT. Nº7 RIGHT CONC. SILL END-CAP EMBOUT CENT. Nº7 SEUIL CACHÉ DROITE	2
210097	TOPO CENTRAL Nº3 OS-V3 ESQUERDO CENTRAL Nº3 LEFT END-CAP EMBOUT CENTRAL Nº3 GAUCHE	2
210133	TOPO CENTRAL Nº7 OS-V3 SOL. OCULTA ESQUERDO CENT. Nº7 LEFT CONC. SILL END-CAP EMBOUT CENT. Nº7 SEUIL CACHÉ GAUCHE	2
210139	TOPO LATERAL SUP/INF Nº4 OS-V3 LAT UPPER/LOWER Nº4 END-CAP EMBOUT LAT SUP/INF Nº4	3
210145	TOPO LATERAL INF 40MM Nº10 OS-V3 SOL. INVIS. LAT INF 40MM Nº10 END-CAP CONC. SILL EMBOUT LAT INF 40MM Nº10 SEUIL CACHÉ	3
212124	CONJ. TOPOS PARA OS 27 END-CAPS EMBOUT	1
210234	TOPO INFERIOR OS 88 END-CAPS EMBOUT	1
210155	TOPO ARO FIXO SOLEIRA OCULTA V3 CONCEALED SILL FIXED FRAME END-CAP V3 EMBOUT CADRE DORMANT SEUIL CACHÉ V3	4
210280	GOTEIRA SOS C/ VÁLVULA (Pr.) DRIP GOUTTIERE	4
290020	PARAFUSO PAR 006 SCREW VIS	DIVERSOS DIVERSES / DIVERS
213273	CORTA-VENTO OS SUPERIOR UPPER CENTRAL GASKET PIÈCE DÉTANCHÉITE SUPÉRIEUR	2
210082	OS-302: TOPO PARA OS-32 (Triple V3) END-CAP EMBOUT	1 m
215078	PEÇA ANTI-LEVANTAMENTO OS ANTI-LIFT ACCESSORY ANTI-LEVAGE	2
215194	CHAPA BLOQUEIO PELÚCIA PILE SEAL LOCK PLATE PLAQUE DE VERROUILLAGE DE JOINT BROSSÉ	4
210510	TOPO BLOQUEIO PELÚCIA CV PILE SEAL LOCK END-CAP CV EMBOUT DE VERROUILLAGE DE JOINT BROSSÉ CV	4
212066	CONJ. TOPOS OS 61 OS 61 END-CAP KIT KIT D'EMBOUT OS 61	2

VEDANTES SEALENTS JOINTS		
CÓDIGO CODE	DESIGNAÇÃO DESIGNATION / NOMINATION	QUANTIDADE QUANTITY / QUANTITÉ
208458 208467	PELÚCIA 7x7 PILE SEAL JOINT BROSSÉ	6L + 10H
208468	PELÚCIA SRF 4x8 2P1M Cinza PILE SEAL JOINT BROSSÉ	4L
208499	VD 2063.N	4H
208193	VD 2060	4L

JANELA DE CORRER 4 FOLHAS (2+2) EM CANTO 90° COM SOLEIRA OCULTA - Perfil OS 28

4 LEAVES (2+2) SLIDING WINDOW IN 90° CORNER WITH CONCEALED SILL - Profile OS 28

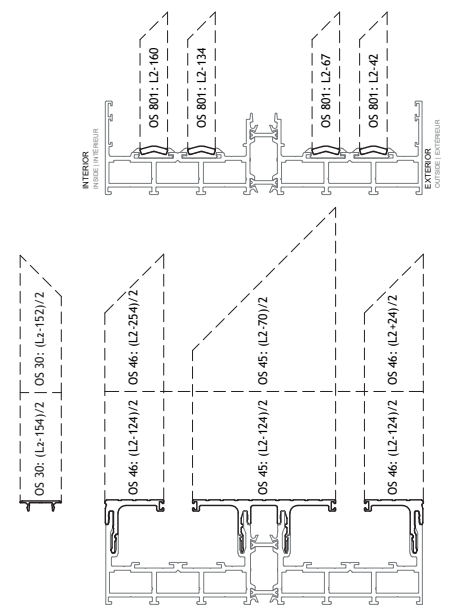
FENÊTRE COULISSANT 4 VANTAUX (2+2) EN ANGLE 90° AVEC SEUIL CACHÉ - Profilés OS 28



PERFIS PROFILES PROFILÉS					
CÓDIGO CODE	DESIGNAÇÃO DESIGNATION / NOMINATION	CORTE HORIZ. HORIZONTAL CUT / COUPE HORIZONTAL	CORTE VERT. VERTICAL CUT / COUPE VERTICALE	QUANT. QUANTITY / QUANTITÉ	CORTE CUT / COUPE
OS 04	ARO FIXO FIXED FRAME DORMANT	L1	H	1 + 2	
OS 23	ARO FIXO SOLEIRA FIXED SILL FRAME SEUIL	L1 L2	-	1	
OS 28	ARO MÓVEL MOBILE FRAME OUVRANT	L1/2-64 L2/2-68	-	2	
OS 46	PERFIL REMATE PROFILE PROFILÉ	Conforme esquema According to scheme / Selon schéma			
OS 45	PERFIL REMATE PROFILE PROFILÉ	Conforme esquema According to scheme / Selon schéma			
OS 24	ARO MÓVEL LAT. MOBILE FR. OUVRANT	-	H-120	3	
OS 32	VARETA PROFILE PROFILÉ	-	H-224	3	
OS 65	ARO MÓVEL CANTO MOBILE FR. OUVRANT	-	H-122	1	
OS 53	ARO MÓVEL CENT. MOBILE FR. OUVRANT	-	H-120	4	
OS 70	TAMPA DE CANAL END CAP EMBOUT	-	H-79	2	
OS 35	GUIA UPPER GUIDE GUIDE SUPÉRIEUR	L1-144 L1-52 L2-144 L2-52	-	1 1 1 1	
OS 801	GUIA (INOX) LOWER GUIDE GUIDE INFÉRIEUR	Conforme esquema According to scheme / Selon schéma			
OS 95	POLIAMIDA POLYAMIDE POLYAMIDE	(L1-116)/2 (L1-158)/2 (L2-124)/2 (L2-151)/2	H-74	1 + 2	
OS 30	PERFIL REMATE PROFILE PROFILÉ	Conforme esquema According to scheme / Selon schéma			
AT 30	PERFIL REMATE PROFILE PROFILÉ	-	H-122	1	

VEDANTES SEALENTS JOINTS			
CÓDIGO CODE	DESIGNAÇÃO DESIGNATION / NOMINATION	QUANTIDADE QUANTITY / QUANTITÉ	
208458 208467	PELÚCIA 7x7 PILE SEAL JOINT BROUSSE	6L1 + 6L2 + 10H	
208468	PELÚCIA SRF 4x8 2P1M Cinza PILE SEAL JOINT BROUSSE	4L1 + 4L2	
208499	VD 2063.N	4H	
208193	VD 2060	4L1 + 4L2	

ACESSÓRIOS ACCESSORIES ACCESSOIRES		
CÓDIGO CODE	DESIGNAÇÃO DESIGNATION / NOMINATION	QUANTIDADE QUANTITY / QUANTITÉ
205164	CARRINHO OS Nº6 ROLLING BEARING Nº6 ROULEAU Nº6	8
205161	CARRINHO-GUIA OS SUPERIOR Nº3 UPPER GUIDE ROLLING BEARING Nº3 ROULEAU-GUIDE SUPÉRIEUR Nº3	8
204144	ESQUADRO 18-2212 C BLOCKING BRACKET ÉQUERRE	16
213246	CANTO CR S/SB ANGLE ANGLE	4
202312	CONTRA-FECHO OS INOX 316L COUNTER-LOCK BRACKET C-FERMETURE SUPPORT	9
213217	AMORTECEDOR OS SHOCK ABSORBER AMORTISSEUR	9
280021	TESTA OS (TRIPLE V3) STRIKING PLATE GÂCHE	9
201065	FECHO LAT. OS Nº3 Nº3 LATERAL LOCK SERRURE LATÉRALE Nº3	3
228166	MOLA DE RETENÇÃO PARA FECHO OS RETAINER SPRING FOR OS LOCK RESSORT DE RETENUE POUR FERMETURE OS	3
210098	TOPO CENTRAL Nº3 OS-V3 DIREITO CENTRAL Nº3 RIGHT END-CAP EMBOUT CENTRAL Nº3 DROITE	2
210134	TOPO CENTRAL Nº7 OS-V3 SOL. OCULTA DIREITO CENT. Nº7 RIGHT CONC. SILL END-CAP EMBOUT CENTRAL Nº7 SEUIL CACHÉ DROITE	2
210097	TOPO CENTRAL Nº3 OS-V3 ESQUERDO CENTRAL Nº3 LEFT END-CAP EMBOUT CENTRAL Nº3 GAUCHE	2
210133	TOPO CENTRAL Nº7 OS-V3 SOL. OCULTA ESQUERDO CENT. Nº7 LEFT CONC. SILL END-CAP EMBOUT CENT. Nº7 SEUIL CACHÉ GAUCHE	2
210139	TOPO LATERAL SUP/INF Nº4 OS-V3 LAT UPPER/LOWER Nº4 END-CAP EMBOUT LAT SUP/INF Nº4	3
210152	TOPO LATERAL INF 20MM Nº6 OS-V3 SOL. INVIS. LAT INF 20MM Nº6 END-CAP CONC. SILL EMBOUT LAT INF 20MM Nº6 SEUIL CACHÉ	3
210155	TOPO ARO FIXO SOLEIRA OCULTA V3 CONCEALED SILL FIXED FRAME END-CAP V3 EMBOUT CADRE DORMANT SEUIL CACHÉ V3	4
212075	OS 65 END-CAP KIT KIT D'EMBOUT OS 65	1
210236	TOPO INF SOL. OCULTA OS 65 OS 65 CONCEALED SILL BOTTOM END-CAP EMBOUT INFÉRIEUR SEUIL CACHÉ OS 65	1
210280	GOTEIRA SOS C/ VÁLVULA (Pr.) DRIP GOUTTIÈRE	8
290020	PARAFUSO PAR 006 SCREW VIS	DIVERSOS DIVERSES DIVERS
213273	CORTA-VENTO OS SUPERIOR UPPER CENTRAL GASKET PIÈCE D'TANCHÊTE SUPÉRIEUR	2
210082	OS-302: TOPO PARA OS-32 (Triple V3) END-CAP EMBOUT	1 m
215078	PEÇA ANTI-LEVANTAMENTO OS ANTI-LIFT ACCESSORY ANTI-LEVAGE	3
215194	CHAPA BLOQUEIO PELÚCIA PILE SEAL LOCK PLATE PLAQUE DE VERROUILLAGE DE JOINT BROUSSE	4
210510	TOPO BLOQUEIO PELÚCIA CV PILE SEAL LOCK END-CAP CV EMBOUT DE VERROUILLAGE DE JOINT BROUSSE CV	4
212066	CONJ. TOPOS OS 61 OS 61 END-CAP KIT KIT D'EMBOUT OS 61	2

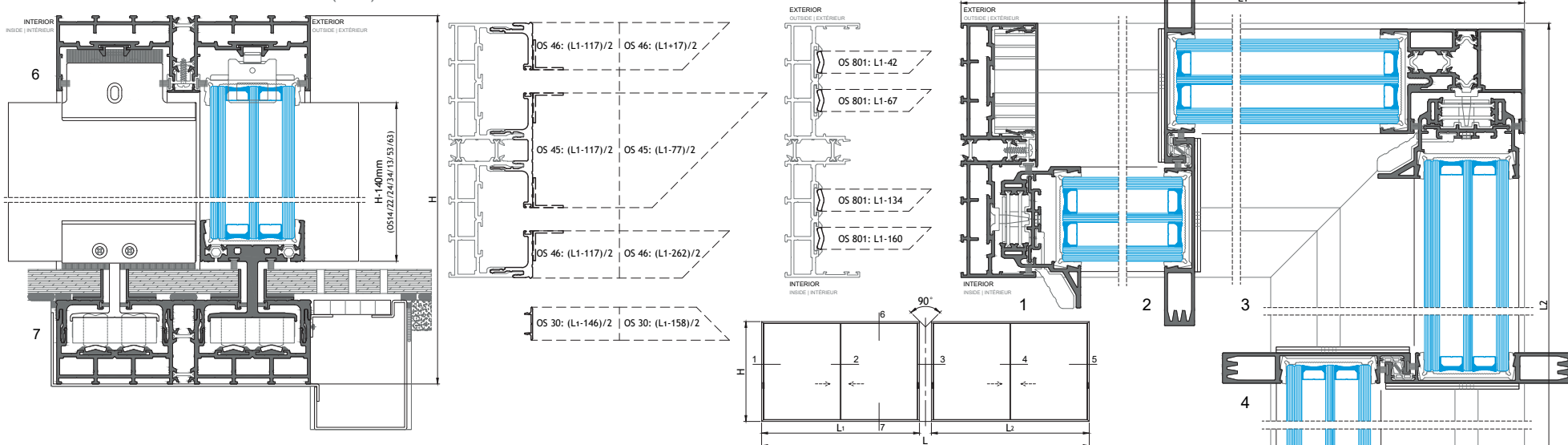


SISTEMA OS-Triple - Soleira Oculta
 System | Système
 Concealed Sill | Seuil Caché

JANELA DE CORRER 4 FOLHAS (2+2) EM CANTO 90° COM SOLEIRA OCULTA - Perfil OS 38

4 LEAVES (2+2) SLIDING WINDOW IN 90° CORNER WITH CONCEALED SILL - Profile OS 38

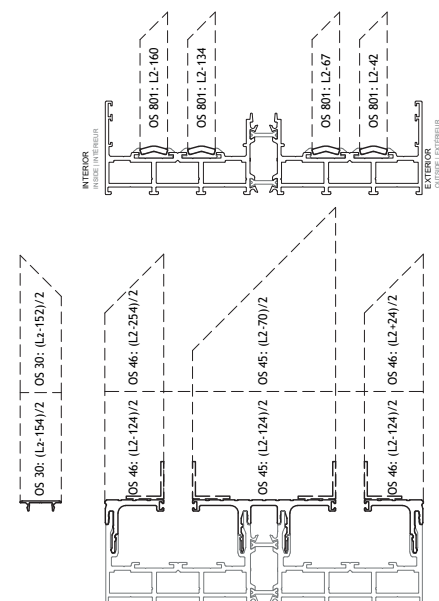
FENÊTRE COULISSANT 4 VANTAUX (2+2) EN ANGLE 90° AVEC SEUIL CACHÉ - Profilé OS 38



PERFIS PROFILES PROFILÉS					
CÓDIGO CODE	DESIGNAÇÃO DESIGNATION / NOMINATION	CORTE HORIZ. HORIZONTAL CUT / COUPE HORIZONT.	CORTE VERT. VERTICAL CUT / COUPE VERTIC.	QUANT. QUANTITY / QUANTITÉ	CORTE CUT / COUPE
OS 04	ARO FIXO FIXED FRAME DORMANT	L1	H	1 + 2	
OS 23	ARO FIXO SOLEIRA FIXED SILL FRAME SEUIL	L1 L2	-	1	
OS 38	ARO MÓVEL MOBILE FRAME OUVRANT	L1/2-64 L2/2-68	-	2	
OS 46	PERFIL REMATE PROFILE PROFILÉ	Conforme esquema According to scheme / Selon schéma			
OS 45	PERFIL REMATE PROFILE PROFILÉ	Conforme esquema According to scheme / Selon schéma			
OS 24	ARO MÓVEL LAT. MOBILE FR. OUVRANT	-	H-140	3	
OS 32	VARETA PROFILE PROFILÉ	-	H-244	3	
OS 65	ARO MÓVEL CANTO MOBILE FR. OUVRANT	-	H-142	1	
OS 53	ARO MÓVEL CENT. MOBILE FR. OUVRANT	-	H-140	4	
OS 70	TAMPA DE CANAL END CAP EMBOUT	-	H-79	2	
OS 35	GUIA UPPER GUIDE GUIDE SUPÉRIEUR	L1-144 L1-52 L2-144 L2-52	-	1 1 1 1	
OS 801	GUIA (INOX) LOWER GUIDE GUIDE INFÉRIEUR	Conforme esquema According to scheme / Selon schéma			
OS 95	POLIAMIDA POLYAMIDE POLYAMIDE	(L1-116)/2 (L1-158)/2 (L2-124)/2 (L2-151)/2	H-74	1 + 2	
OS 30	PERFIL REMATE PROFILE PROFILÉ	Conforme esquema According to scheme / Selon schéma			
AT 30	PERFIL REMATE PROFILE PROFILÉ	-	H-142	1	
KL 20	PERFIL REMATE PROFILE PROFILÉ	Conforme esquema According to scheme / Selon schéma			

VEDANTES SEALENTS JOINTS			
CÓDIGO CODE	DESIGNAÇÃO DESIGNATION / NOMINATION	QUANTIDADE QUANTITY / QUANTITÉ	
208458 208467	PELÚCIA 7x7 PILE SEAL JOINT BROSSÉ	6L1 + 6L2 + 10H	
208468	PELÚCIA SRF 4x8 2P1M Cinza PILE SEAL JOINT BROSSÉ	4L1 + 4L2	
208499	VD 2063.N	4H	
208193	VD 2060	4L1 + 4L2	

ACESSÓRIOS ACCESSORIES ACCESSOIRES		
CÓDIGO CODE	DESIGNAÇÃO DESIGNATION / NOMINATION	QUANTIDADE QUANTITY / QUANTITÉ
205164	CARRINHO OS Nº6 ROLLING BEARING Nº6 ROULEAU Nº6	8
205161	CARRINHO-GUIA OS SUPERIOR Nº3 UPPER GUIDE ROLLING BEARING Nº3 / ROULEAU-GUIDE SUPÉRIEUR Nº3	8
204144	ESQUADRO 18-2212 C BLOCKING BRACKET ÉQUERRE	16
213246	CANTO CR S/SB ANGLE ANGLE	4
202312	CONTRA-FECHO OS INOX 316L COUNTER-LOCK BRACKET C-FERMETURE SUPPORT	9
213217	AMORTECEDOR OS SHOCK ABSORBER AMORTISSEUR	9
280021	TESTA OS (TRIPLE V3) STRIKING PLATE GÂCHE	9
201065	FECHO LAT. OS Nº3 Nº3 LATERAL LOCK SERRURE LATÉRALE Nº3	3
228166	MOLA DE RETENÇÃO PARA FECHO OS RETAINER SPRING FOR OS LOCK / RESSORT DE RETENUE POUR FERMETURE OS	3
210098	TOPO CENTRAL Nº3 OS-V3 DIREITO CENTRAL Nº3 RIGHT END-CAP EMBOUT CENTRAL Nº3 DROITE	2
210134	TOPO CENTRAL Nº7 OS-V3 SOL. OCULTA DIREITO CENT. Nº7 RIGHT CONC. SILL END-CAP EMBOUT CENTRAL Nº7 SEUIL CACHÉ DROITE	2
210097	TOPO CENTRAL Nº3 OS-V3 ESQUERDO CENTRAL Nº3 LEFT END-CAP EMBOUT CENTRAL Nº3 GAUCHE	2
210133	TOPO CENTRAL Nº7 OS-V3 SOL. OCULTA ESQUERDO CENT. Nº7 LEFT CONC. SILL END-CAP EMBOUT CENT. Nº7 SEUIL CACHÉ GAUCHE	2
210139	TOPO LATERAL SUP/INF Nº4 OS-V3 LAT UPPER/LOWER Nº4 END-CAP EMBOUT LAT SUP/INF Nº4	3
210145	TOPO LATERAL INF 40MM Nº10 OS-V3 SOL. INVIS. LAT INF 40MM Nº10 END-CAP CONC. SILL EMBOUT LAT INF 40MM Nº10 SEUIL CACHÉ	3
210155	TOPO ARO FIXO SOLEIRA OCULTA V3 CONCEALED SILL FIXED FRAME END-CAP V3 EMBOUT CADRE DORMANT SEUIL CACHÉ V3	4
212075	OS 65 END-CAP KIT KIT D'EMBOUT OS 65	1
210236	TOPO INF SOL. OCULTA OS 65 OS 65 CONCEALED SILL BOTTOM END-CAP EMBOUT INFÉRIEUR SEUIL CACHÉ OS 65	1
210280	GOTEIRA SOS C/ VÁLVULA (Pr.) DRIP GOUTTIÈRE	8
290020	PARAFUSO PAR 006 SCREW VIS	DIVERSOS DIVERSES DIVERS
213273	CORTA-VENTO OS SUPERIOR UPPER CENTRAL GASKET PIÈCE D'ÉTANCHÉITÉ SUPÉRIEUR	2
210082	OS-302: TOPO PARA OS-32 (Triple V3) END-CAP EMBOUT	1 m
215078	PEÇA ANTI-LEVANTAMENTO OS ANTI-LIFT ACCESSORY ANTI-LEVAGE	3
215194	CHAPA BLOQUEIO PELÚCIA PILE SEAL LOCK PLATE PLAQUE DE VERROUILLAGE DE JOINT BROSSÉ	4
210510	TOPO BLOQUEIO PELÚCIA CV PILE SEAL LOCK END-CAP CV EMBOUT DE VERROUILLAGE DE JOINT BROSSÉ CV	4
212066	CONJ. TOPOS OS 61 OS 61 END-CAP KIT KIT D'EMBOUT OS 61	2

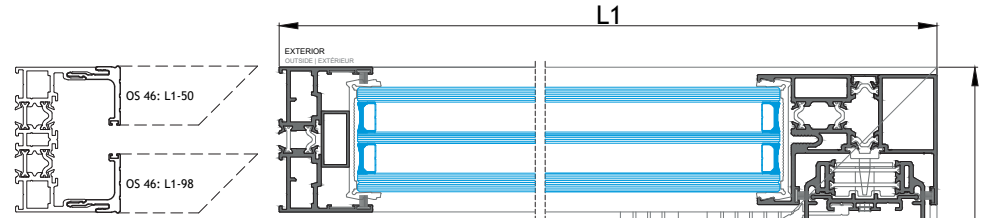
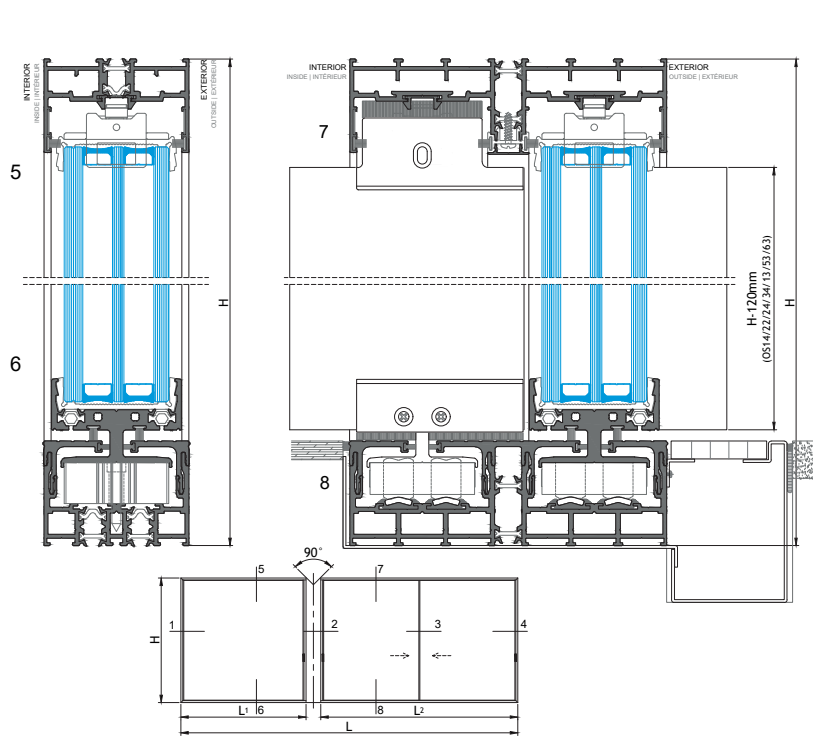


SISTEMA OS-Triple - Soleira Oculta
System Systeme Concealed Sill | Seuil Caché

JANELA DE CORRER 2 FOLHAS + FIXO EM CANTO 90° COM SOLEIRA OCULTA - Perfil OS 28

2 LEAVES SLIDING WINDOW + FIXED IN 90° CORNER WITH CONCEALED SILL - Profile OS 28

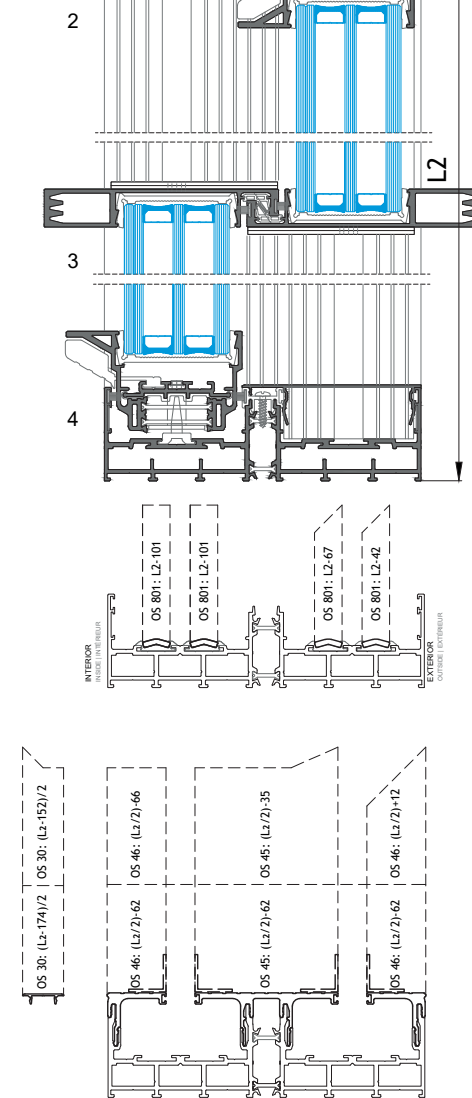
FENÊTRE COULISSANT 2 VANTAUX EN ANGLE 90° AVEC SEUIL CACHÉ - Profilé OS 28



VEDANTES SEALENTS JOINTS		
CÓDIGO CODE	DESIGNAÇÃO DESIGNATION NOMINATION	QUANTIDADE QUANTITY QUANTITE
208456 208467	PELÚCIA 7x7 PILE SEAL JOINT BROSSÉ	4L1 + 6L2 + 8H
208468	PELÚCIA SRF 4x8 2P1M Cinza PILE SEAL JOINT BROSSÉ	2L1 + 4L2
208499	VD 2063.N	2H
208193	VD 2060	4L2

ACESSÓRIOS ACCESSORIES ACCESSOIRES		
CÓDIGO CODE	DESIGNAÇÃO DESIGNATION NOMINATION	QUANTIDADE QUANTITY QUANTITE
205164	CARRINHO OS Nº6 ROLLING BEARING Nº6 ROULEAU Nº6	4
218135	CALÇO FIXO OS-TRIPLE FIXED SHIM CALE FIXE	2
205161	CARRINHO-GUIA OS SUPERIOR Nº3 UPPER-GUIDE ROLLING BEARING Nº3 ROULEAU-GUIDE SUPÉRIEUR Nº3	4
204144	ESQUADRO 18-2212 C BLOCKING BRACKET EQUERRE	12
213246	CANTO CR S/SB ANGLE ANGLE	4
202312	CONTRA-FECHO OS INOX 316L COUNTER-LOCK BRACKET C-FERMETURE SUPPORT	6
213217	AMORTECEDOR OS SHOCK ABSORBER AMORTISSEUR	6
280021	TESTA OS (TRIPLE V3) STRIKING PLATE GÂCHE	6
201065	FECHO LAT. OS Nº3 Nº3 LATERAL LOCK SERRURE LATÉRALE Nº3	2
228166	MOLA DE RETENÇÃO PARA FECHO OS RETAINER SPRING FOR OS LOCK BRESSORT DE RETENUE POUR FERMETURE OS	2
210098	TOPO CENTRAL Nº3 OS-V3 DIREITO CENTRAL Nº3 RIGHT END-CAP EMBOUT CENTRAL Nº3 DROITE	1
210134	TOPO CENTRAL Nº7 OS-V3 SOL. OCULTA DIREITO TOP. Nº7 BEARING CONG. SILL END-CAP EMBOUT LAT SUP/INF Nº7 CENT. Nº7 SEUIL CACHÉ DROITE	1
210097	TOPO CENTRAL Nº3 OS-V3 ESQUERDO CENTRAL Nº3 LEFT END-CAP EMBOUT CENTRAL Nº3 GAUCHE	1
210133	TOPO CENTRAL Nº7 OS-V3 SOL. OCULTA ESQUERDO CENT. Nº7 LEFT CONG. SILL END-CAP EMBOUT CENT. Nº7 SEUIL CACHÉ GAUCHE	1
210139	TOPO LATERAL SUP/INF Nº4 OS-V3 LAT UPPER/LOWER Nº4 END-CAP EMBOUT LAT SUP/INF Nº4	2
210152	TOPO LATERAL INF 20MM Nº6 OS-V3 SOL INVIS. LAT INF 20MM Nº6 END-CAP CONG. SILL EMBOUT LAT INF 20MM Nº6 SEUIL CACHÉ	2
210155	TOPO ARO FIXO SOLEIRA OCULTA V3 CONCEALED SILL FIXED FRAME END-CAP V3 EMBOUT CADRE DORMANT SEUIL CACHÉ V3	3
212075	CONJUNTO TOPOS CANTO OS 65 OS 65 END-CAP KIT KIT D'EMBOUT OS 65	1
210236	TOPO INF SOL. OCULTA OS 65 OS 65 CONCEALED SILL BOTTOM END-CAP EMBOUT INFÉRIEUR SEUIL CACHÉ OS 65	1
213306	ÂNGULO REMATE CENTRAL CENTRAL ANGLE ANGLE CENTRAL	2
210280	GOTEIRA SOS C/ VÁLVULA (Pr.) DRIP GOUTTIÈRE	6
290020	PARAFUSO PAR 006 SCREW VIS	DIVERSOS DIVERSES DIVERS
213273	CORTA-VENTO OS SUPERIOR UPPER CENTRAL GASKET PIÈCE DÉTANCHÉITE SUPÉRIEUR	1
210082	OS-302: TOPO PARA OS-32 (Triple V3) END-CAP EMBOUT	1m
215078	PEÇA ANTI-LEVANTAMENTO OS ANTI-LIFT ACCESSORY ANTI-LEVAGE	2
215194	CHAPA BLOQUEIO PELÚCIA PILE SEAL LOCK PLATE PLAQUE DE VERROUILLAGE DE JOINT BROSSÉ	2
210510	TOPO BLOQUEIO PELÚCIA CV PILE SEAL LOCK END-CAP CV EMBOUT DE VERROUILLAGE DE JOINT BROSSÉ CV	2
212066	CONJ. TOPOS OS 61 OS 61 END-CAP KIT KIT D'EMBOUT OS 61	1

PERFIS PROFILES PROFILÉS					
CÓDIGO CODE	DESIGNAÇÃO DESIGNATION NOMINATION	CORTE HORIZ. HORIZONTAL CUT COUPE HORIZONALE	CORTE VERT. VERTICAL CUT COUPE VERTICALE	QUANT. QUANTITY QUANTITE	CORTE CUT COUPE
OS 54	ARO FIXO FIXED FRAME DORMANT	L1	H	1+1	
OS 53	ARO FIXO SOLEIRA FIXED SILL FRAME SEUIL	L1	-	1	
OS 04	ARO FIXO FIXED FRAME DORMANT	L2	H	1+1	
OS 23	ARO FIXO SOLEIRA FIXED SILL FRAME SEUIL	L2	-	1	
OS 28	ARO MÓVEL MOBILE FRAME OUVRANT	L1-130 L2/2-68	-	2	
OS 46	PERFIL REMATE PROFILE PROFILÉ	Conforme esquema According to scheme Selon schéma			
OS 45	PERFIL REMATE PROFILE PROFILÉ	Conforme esquema According to scheme Selon schéma			
OS 24	ARO MÓVEL LAT. MOBILE FR. OUVRANT	-	H-120	2	
OS 32	VARETA PROFILE PROFILÉ	-	H-224	2	
OS 65	ARO MÓVEL CANTO MOBILE FR. OUVRANT	-	H-122	1	
OS 53	ARO MÓVEL CENT. MOBILE FR. OUVRANT	-	H-120	2	
OS 70	TAMPA DE CANAL END CAP EMBOUT	-	H-79	1	
OS 35	GUIA UPPER GUIDE GUIDE SUPÉRIEUR	L2-101 L2-52	-	1	
OS 801	GUIA (INOX) LOWER GUIDE GUIDE INFÉRIEUR	Conforme esquema According to scheme Selon schéma			
OS 95	POLIAMIDA POLYAMIDE POLYAMIDE	(L2-124)/2 (L2-151)/2	H-74	1 + 1	
OS 30	PERFIL REMATE PROFILE PROFILÉ	Conforme esquema According to scheme Selon schéma			
AT 30	PERFIL REMATE PROFILE PROFILÉ	-	H-122	1	



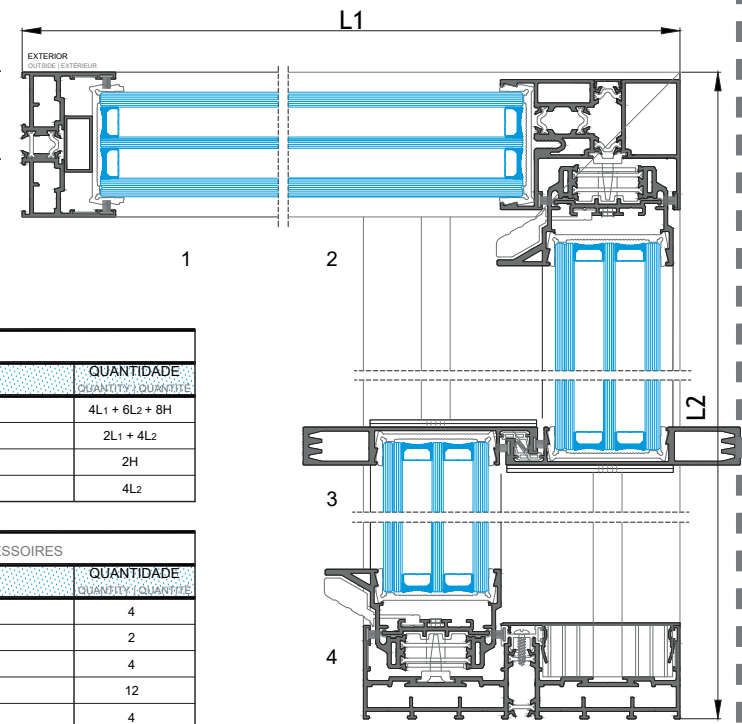
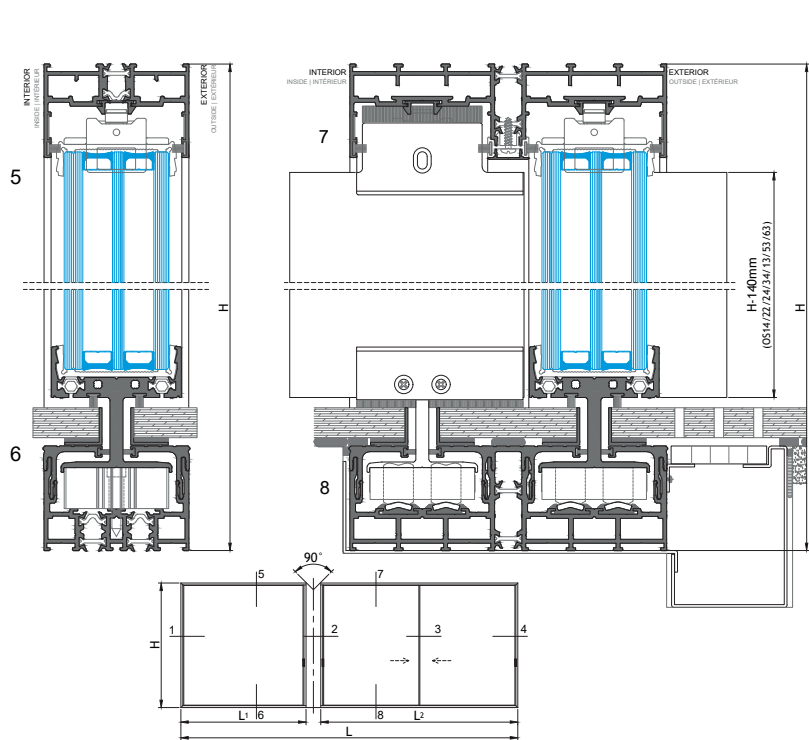
SISTEMA OS-Triple - Soleira Oculta
 System | Système
 Concealed Sill | Seuil Caché



JANELA DE CORRER 2 FOLHAS + FIXO EM CANTO 90° COM SOLEIRA OCULTA - Perfil OS 38

2 LEAVES SLIDING WINDOW + FIXED IN 90° CORNER WITH CONCEALED SILL - Profile OS 38

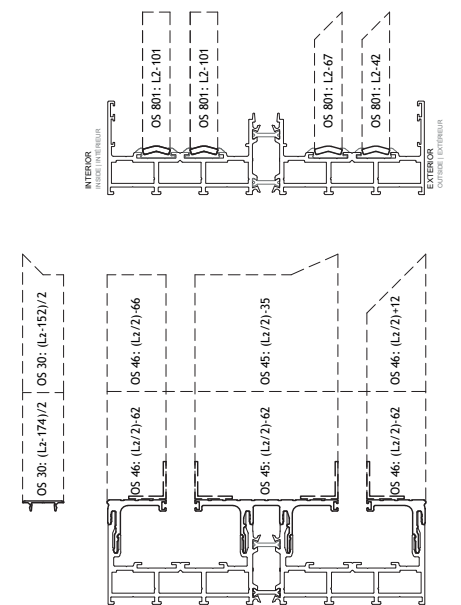
FENÊTRE COULISSANT 2 VANTAUX EN ANGLE 90° AVEC SEUIL CACHÉ - Profilé OS 38



VEDANTES SEALENTS JOINTS		
CÓDIGO CODE	DESIGNAÇÃO DESIGNATION NOMINATION	QUANTIDADE QUANTITY QUANTITE
208458 208467	PELÚCIA 7x7 PILE SEAL JOINT BROSSÉ	4L1 + 6L2 + 8H
208468	PELÚCIA SRF 4x8 2P1M Cinza PILE SEAL JOINT BROSSÉ	2L1 + 4L2
208499	VD 2063.N	2H
208193	VD 2060	4L2

ACESSÓRIOS ACCESSORIES ACCESSOIRES		
CÓDIGO CODE	DESIGNAÇÃO DESIGNATION NOMINATION	QUANTIDADE QUANTITY QUANTITE
205164	CARRINHO OS Nº6 ROLLING BEARING Nº6 ROULEAU Nº6	4
218135	CALÇO FIXO OS-TRIPLE FIXED SHIM CALE FIXE	2
205161	CARRINHO-GUIA OS SUPERIOR Nº3 UPPER-GUIDE ROLLING BEARING Nº3 ROULEAU-GUIDE SUPÉRIEUR Nº3	4
204144	ESQUADRO 18-2212 C BLOCKING BRACKET EQUERRE	12
213246	CANTO CR S/SB ANGLE ANGLE	4
202312	CONTRA-FECHO OS INOX 316L COUNTER-LOCK BRACKET C-FERMETURE SUPPORT	6
213217	AMORTECEDOR OS SHOCK ABSORBER AMORTISSEUR	6
280021	TESTA OS (TRIPLE V3) STRIKING PLATE GÂCHE	6
201065	FECHO LAT. OS Nº3 Nº3 LATERAL LOCK SERRURE LATÉRALE Nº3	2
228166	MOLA DE RETENÇÃO PARA FECHO OS RETAINER SPRING FOR OS LOCK RESSORT DE RETENUE POUR FERMETURE OS	2
210098	TOPO CENTRAL Nº3 OS-V3 DIREITO CENTRAL Nº3 RIGHT END-CAP EMBOUT CENTRAL Nº3 DROITE	1
210134	TOPO CENTRAL Nº7 OS-V3 SOL. OCULTA DIREITO CENT. Nº7 RIGHT CONC. SILL END-CAP EMBOUT CENT. Nº7 SEUIL CACHÉ DROITE	1
210097	TOPO CENTRAL Nº3 OS-V3 ESQUERDO CENTRAL Nº3 LEFT END-CAP EMBOUT CENTRAL Nº3 GAUCHE	1
210133	TOPO CENTRAL Nº7 OS-V3 SOL. OCULTA ESQUERDO CENT. Nº7 LEFT CONC. SILL END-CAP EMBOUT CENT. Nº7 SEUIL CACHÉ GAUCHE	1
210139	TOPO LATERAL SUP/INF Nº4 OS-V3 LAT UPPER/LOWER Nº4 END-CAP EMBOUT LAT SUP/INF Nº4	2
210145	TOPO LATERAL INF 40MM Nº10 OS-V3 SOL. INVIS. LAT INF 40MM Nº10 END-CAP CONC. SILL EMBOUT LAT INF 40MM Nº10 SEUIL CACHÉ	2
210165	TOPO ARO FIXO SOLEIRA OCULTA V3 CONCEALED SILL FIXED FRAME END-CAP V3 EMBOUT CADRE DORMANT SEUIL CACHÉ V3	3
210236	CONJUNTO TOPOS CANTO OS 65 OS 65 END-CAP KIT KIT D'EMBOUT OS 65	1
210236	TOPO INF SOL. OCULTA OS 65 OS 65 CONCEALED SILL BOTTOM END-CAP EMBOUT INFÉRIEUR SEUIL CACHÉ OS 65	1
213306	ÂNGULO REMATE CENTRAL CENTRAL ANGLE ANGLE CENTRAL	2
210280	GOTEIRA SOS C/ VÁLVULA (Pr.) DRIP GOUTTIÈRE	6
290020	PARAFUSO PAR 006 SCREW VIS	DIVERSOS DIVERSES DIVERS
213273	CORTA-VENTO OS SUPERIOR UPPER CENTRAL GASKET PIÈCE D'ÉTANCHÉITE SUPÉRIEUR	1
210082	OS-302: TOPO PARA OS-32 (Triple V3) END-CAP EMBOUT	1m
215078	PEÇA ANTI-LEVANTAMENTO OS ANTI-LIFT ACCESSORY ANTI-LEVAGE	2
215194	CHAPA BLOQUEIO PELÚCIA PILE SEAL LOCK PLATE PLAQUE DE VERROUILLAGE DE JOINT BROSSÉ	2
210510	TOPO BLOQUEIO PELÚCIA CV PILE SEAL LOCK END-CAP CV EMBOUT DE VERROUILLAGE DE JOINT BROSSÉ CV	2
212066	CONJ. TOPOS OS 61 OS 61 END-CAP KIT KIT D'EMBOUT OS 61	1

PERFIS PROFILES PROFILÉS					
CÓDIGO CODE	DESIGNAÇÃO DESIGNATION NOMINATION	CORTE HORIZ. HORIZONTAL CUT COUPE HORIZONT.	CORTE VERT. VERTICAL CUT COUPE VERTIC.	QUANT. QUANTITY QUANTITE	CORTE CUT COUPE
OS 54	ARO FIXO FIXED FRAME DORMANT	L1	H	1+1	
OS 53	ARO FIXO SOLEIRA FIXED SILL FRAME SEUIL	L1	-	1	
OS 04	ARO FIXO FIXED FRAME DORMANT	L2	H	1+1	
OS 23	ARO FIXO SOLEIRA FIXED SILL FRAME SEUIL	L2	-	1	
OS 38	ARO MÓVEL MOBILE FRAME OUVRANT	L1-130 L2-68	-	2	
OS 46	PERFIL REMATE PROFILE PROFILÉ	Conforme esquema According to scheme Selon schéma			
OS 45	PERFIL REMATE PROFILE PROFILÉ	Conforme esquema According to scheme Selon schéma			
OS 24	ARO MÓVEL LAT. MOBILE FR. OUVRANT	-	H-140	2	
OS 32	VARETA PROFILE PROFILÉ	-	H-244	2	
OS 65	ARO MÓVEL CANTO MOBILE FR. OUVRANT	-	H-142	1	
OS 53	ARO MÓVEL CENT. MOBILE FR. OUVRANT	-	H-140	2	
OS 70	TAMPA DE CANAL END CAP EMBOUT	-	H-79	1	
OS 35	GUIA UPPER GUIDE GUIDE SUPÉRIEUR	L2-101 L2-52	-	1	
OS 801	GUIA (INOX) LOWER GUIDE GUIDE INFÉRIEUR	Conforme esquema According to scheme Selon schéma			
OS 95	POLIAMIDA POLYAMIDE POLYAMIDE	(L2-124)1/2 (L2-151)1/2	H-74	1 + 1	
OS 30	PERFIL REMATE PROFILE PROFILÉ	Conforme esquema According to scheme Selon schéma			
AT 30	PERFIL REMATE PROFILE PROFILÉ	-	H-142	1	
KL 20	PERFIL REMATE PROFILE PROFILÉ	Conforme esquema According to scheme Selon schéma			



SISTEMA OS-Triple - Soleira Oculta
 System | Système
 Concealed Sill | Seuil Caché

JANELA DE CORRER 2 FOLHAS COM APLICAÇÃO DE REDE MOSQUITEIRA PELO EXTERIOR

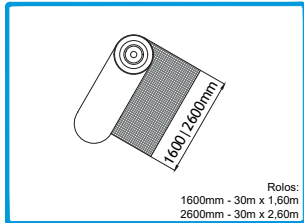
COM SOLEIRA OCULTA - Perfil OS 28

2 LEAVES SLIDING WINDOW WITH OUTER MOSQUITO NET

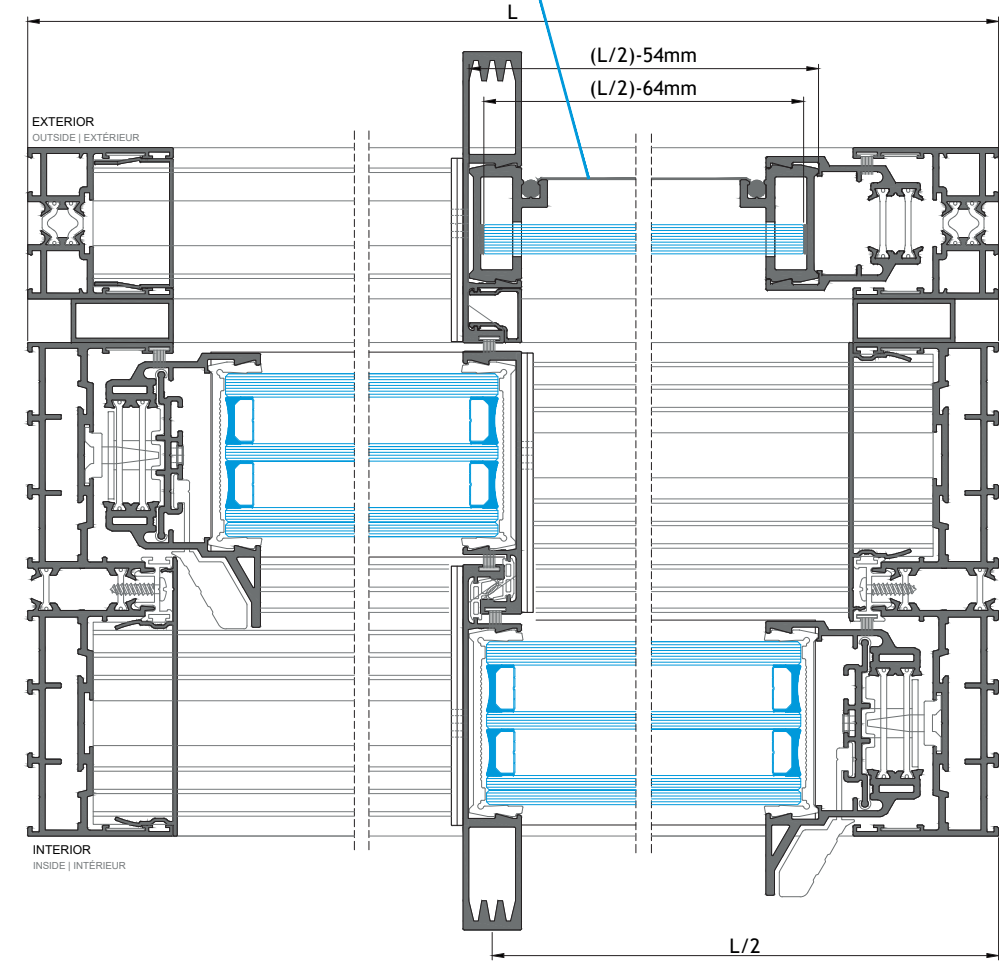
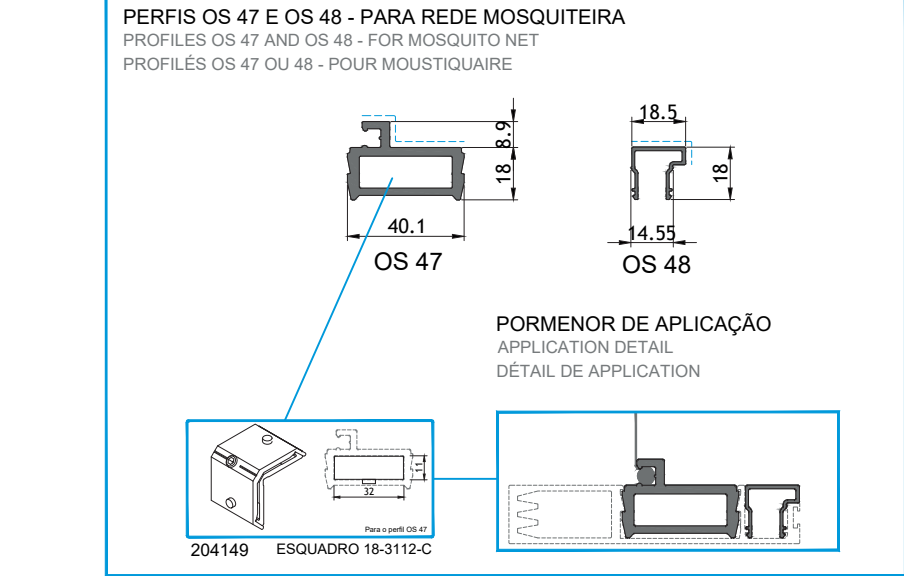
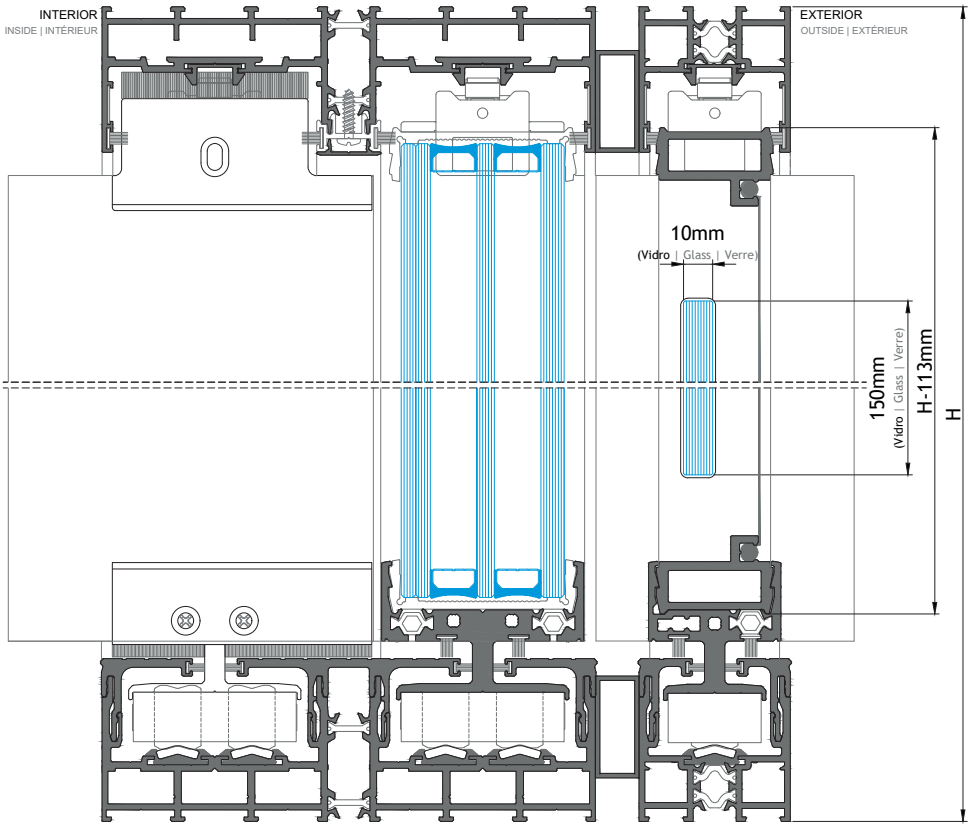
WITH CONCEALED SILL - Profile OS 28

FENÊTRE COULISSANT 2 VANTAUX AVEC MOUSTIQUAIRE PAR L'EXTÉRIEUR

AVEC SEUIL CACHÉ - Profilé OS 28



229105 REDE MOSQ. FIBRA 1600mm (Cinza)
229106 REDE MOSQ. FIBRA 2600mm (Cinza)



JANELA DE CORRER 2 FOLHAS COM APLICAÇÃO DE REDE MOSQUITEIRA PELO EXTERIOR

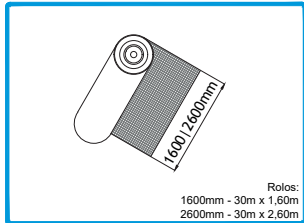
COM SOLEIRA OCULTA - Perfil OS 38

2 LEAVES SLIDING WINDOW WITH OUTER MOSQUITO NET

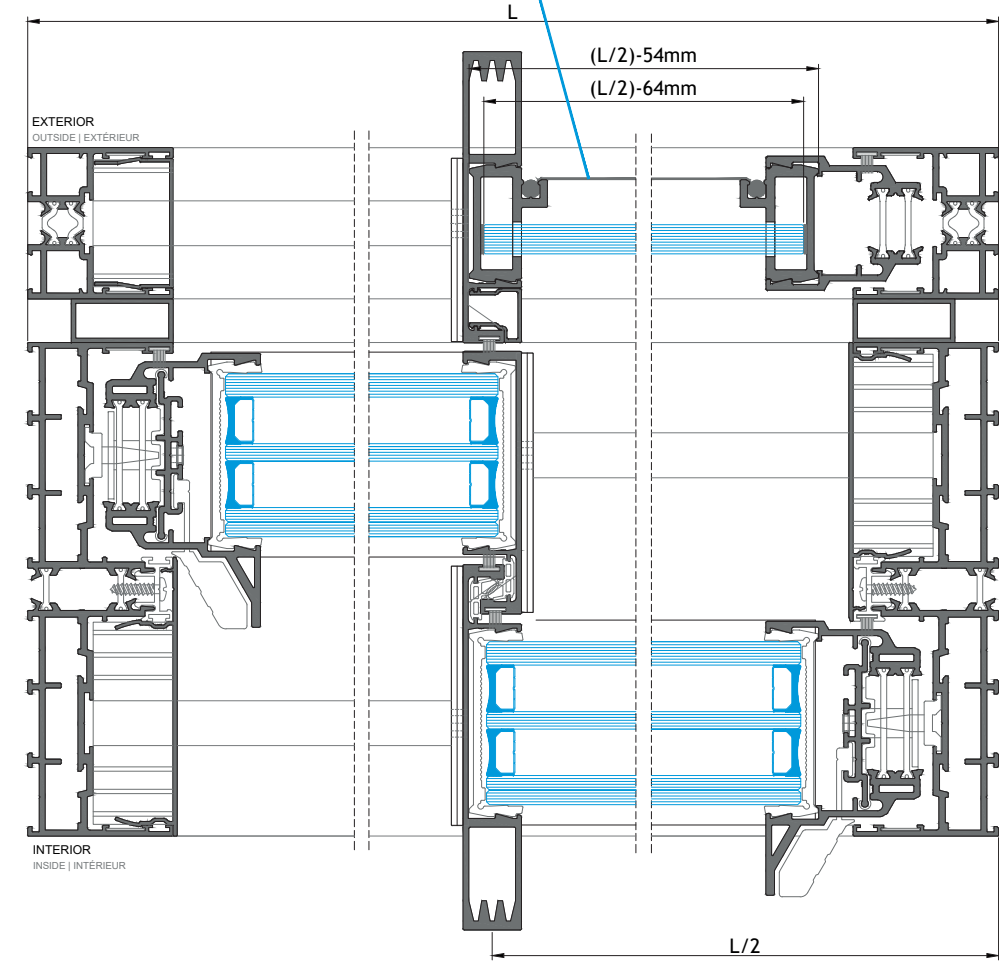
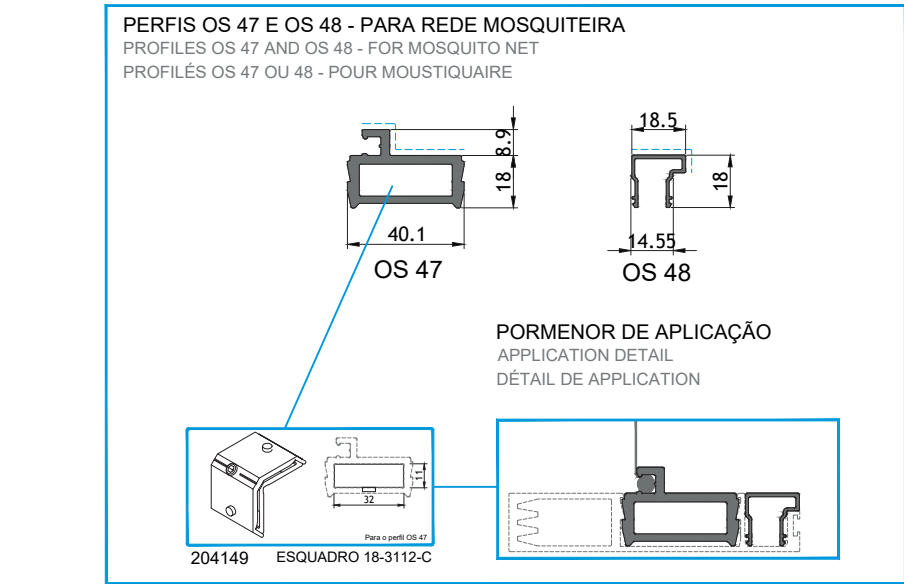
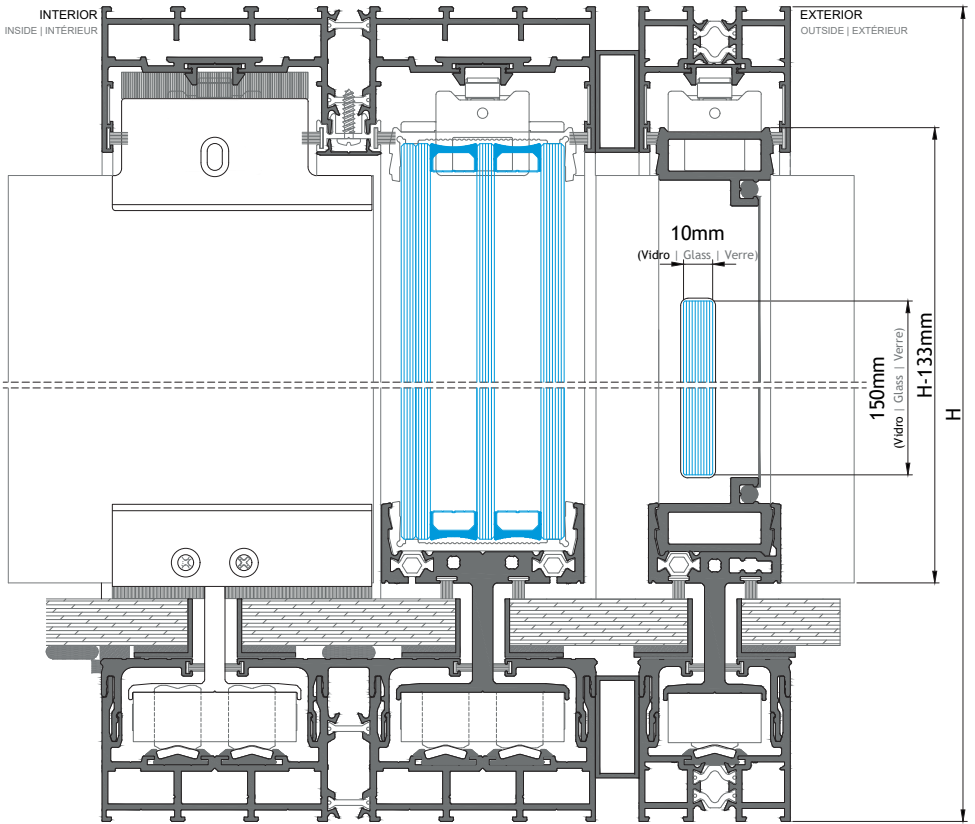
WITH CONCEALED SILL - Profile OS 38

FENÊTRE COULISSANT 2 VANTAUX AVEC MOUSTIQUAIRE PAR L'EXTÉRIEUR

AVEC SEUIL CACHÉ - Profilé OS 38

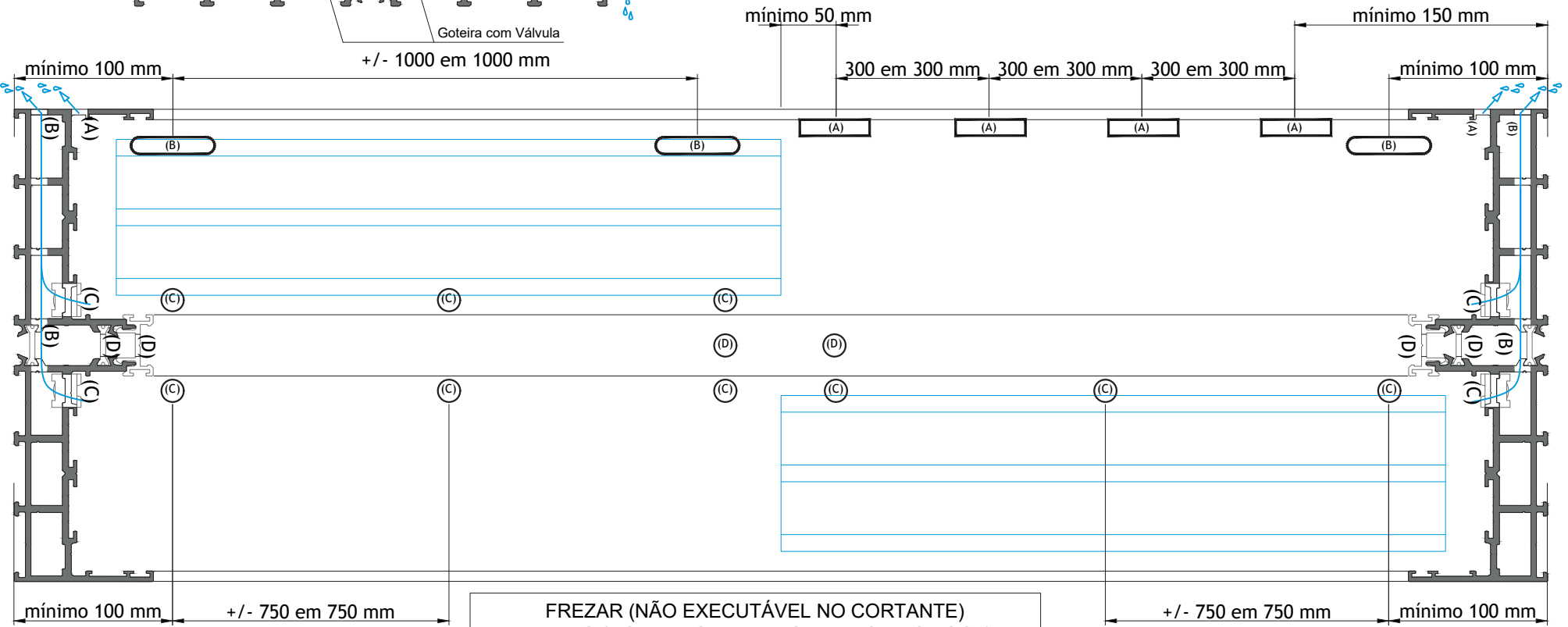
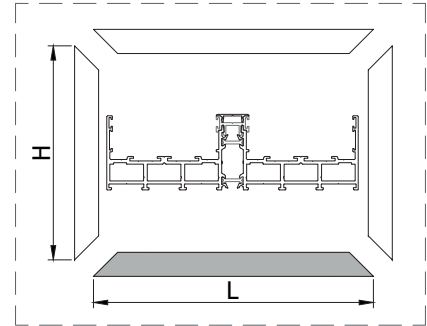
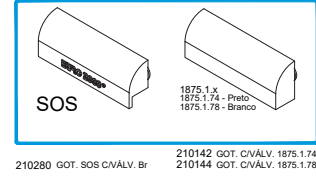
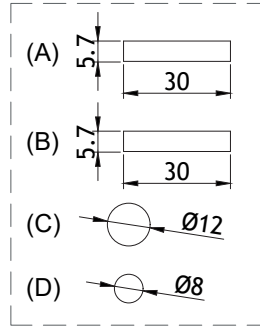
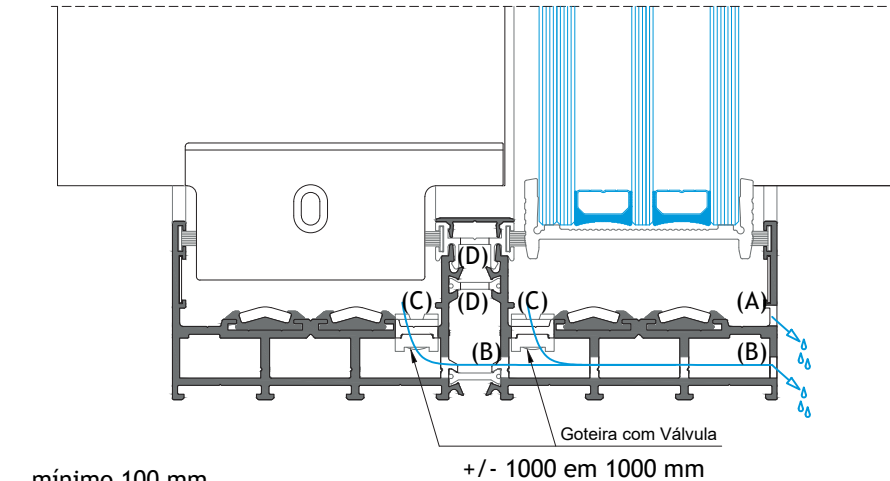


Rolos:
 1600mm - 30m x 1,60m
 2600mm - 30m x 2,60m
 229105 REDE MOSQ. FIBRA 1600mm (Cinza)
 229106 REDE MOSQ. FIBRA 2600mm (Cinza)



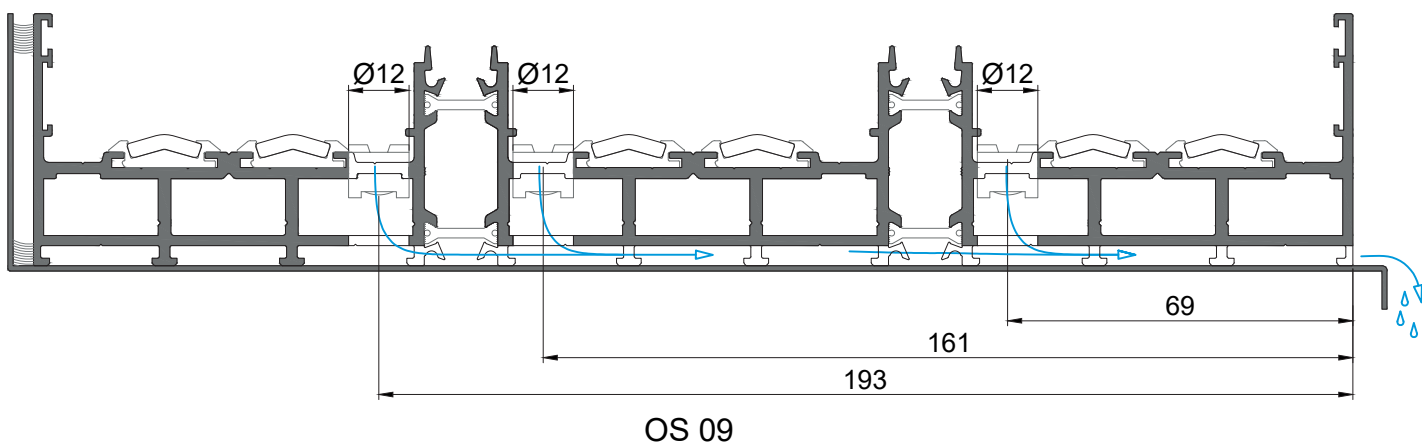
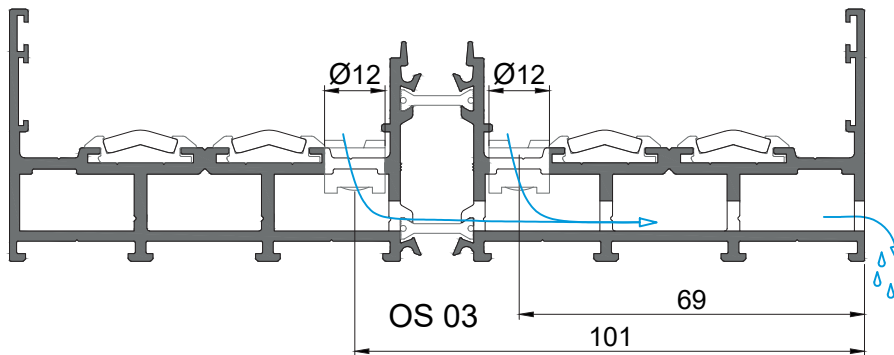
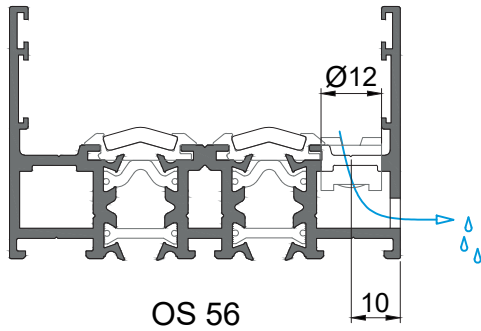
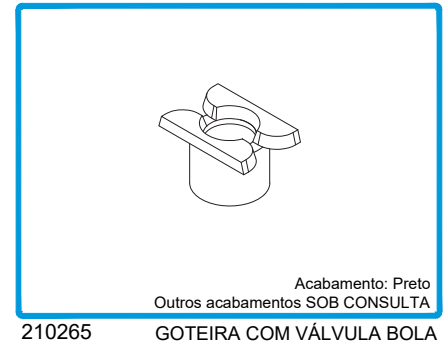
PLANO DE RASGOS DE DRENAGEM / VENTILAÇÃO
SLOT DRAIN WATER / VENT
FENTES POUR DRAINAGE / VENTILATION

RASGOS



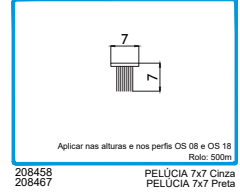
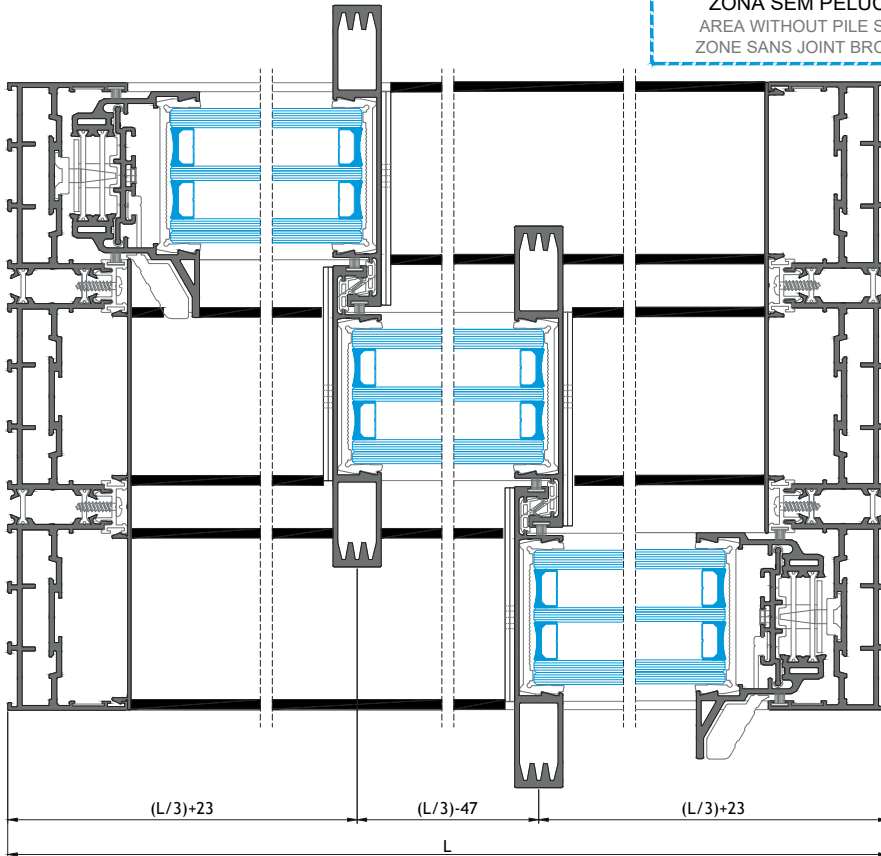
FREZAR (NÃO EXECUTÁVEL NO CORTANTE)
MILLING (NOT EXECUTABLE ON PUNCHING TOOL)
FRAISAGE (N'EST PAS EXÉCUTABLE DANS LE POINÇON)

PORMENORES DE MONTAGEM DA GOTEIRA COM VÁLVULA DE BOLA
DRIP ASSEMBLY DETAIL
DÉTAIL D'ASSEMBLAGE DE GOUTTIÈRE

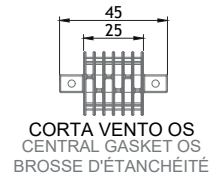


POSICIONAMENTO DOS CORTA-VENTO
CENTRAL GASKET POSITIONING
POSITIONNEMENT DES BROSSE D'ÉTANCHÉITÉ

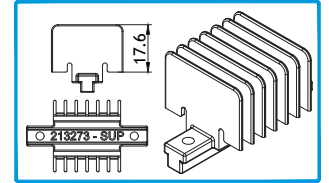
Tipologia: 3 folhas 3-rail
Typology: 3 leaves 3-rail
Typologie: 3 vantaux 3-rail



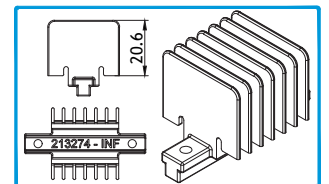
ZONA SEM PELÚCIA
AREA WITHOUT PILE SEAL
ZONE SANS JOINT BROSE



CORTA VENTO OS
CENTRAL GASKET OS
BROSSE D'ÉTANCHÉITÉ

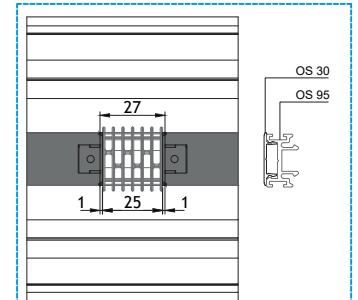


213273 **CORTA VENTO SUPERIOR OS**
UPPER CENTRAL GASKET OS
BROSSE D'ÉTANCHÉITÉ SUPERIEUR OS



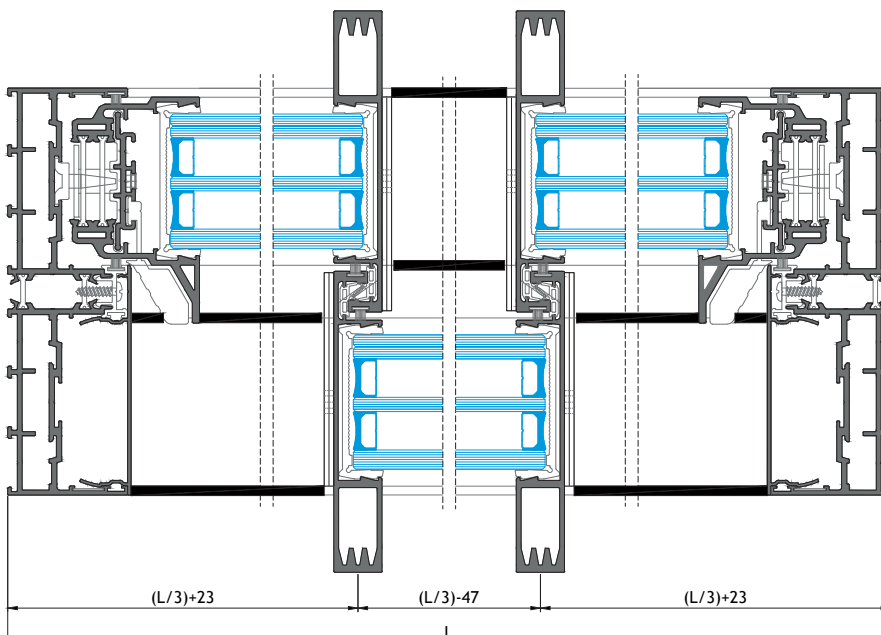
213274 **CORTA VENTO INFERIOR OS**
LOWER CENTRAL GASKET OS
BROSSE D'ÉTANCHÉITÉ INFÉRIEUR OS

PORMENOR DE APLICAÇÃO
APPLICATION DETAIL
DÉTAIL D'APPLICATION

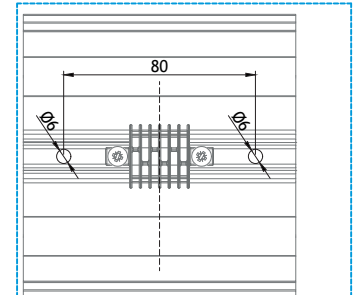


Interromper os perfis OS 30 e OS 95 em 27mm
Interrupt the OS 30 and OS 95 profiles in 27mm
Arrêter des profilés OS 30 et OS 95 en 27mm

Tipologia: 3 folhas 2-rail
Typology: 3 leaves 2-rail
Typologie: 3 vantaux 2-rail

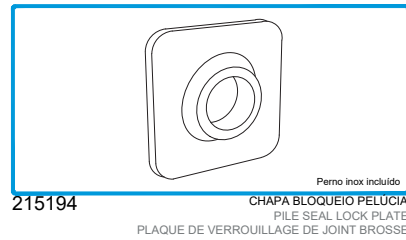
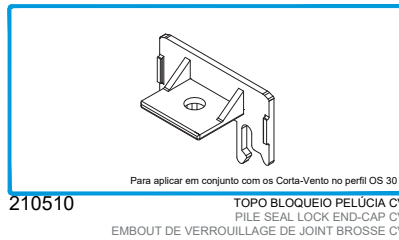


DRENAGEM DO CORTA-VENTO
CUT WIND DRAINAGE
DRAINAGE DU BROSE D'ÉTANCHÉITÉ



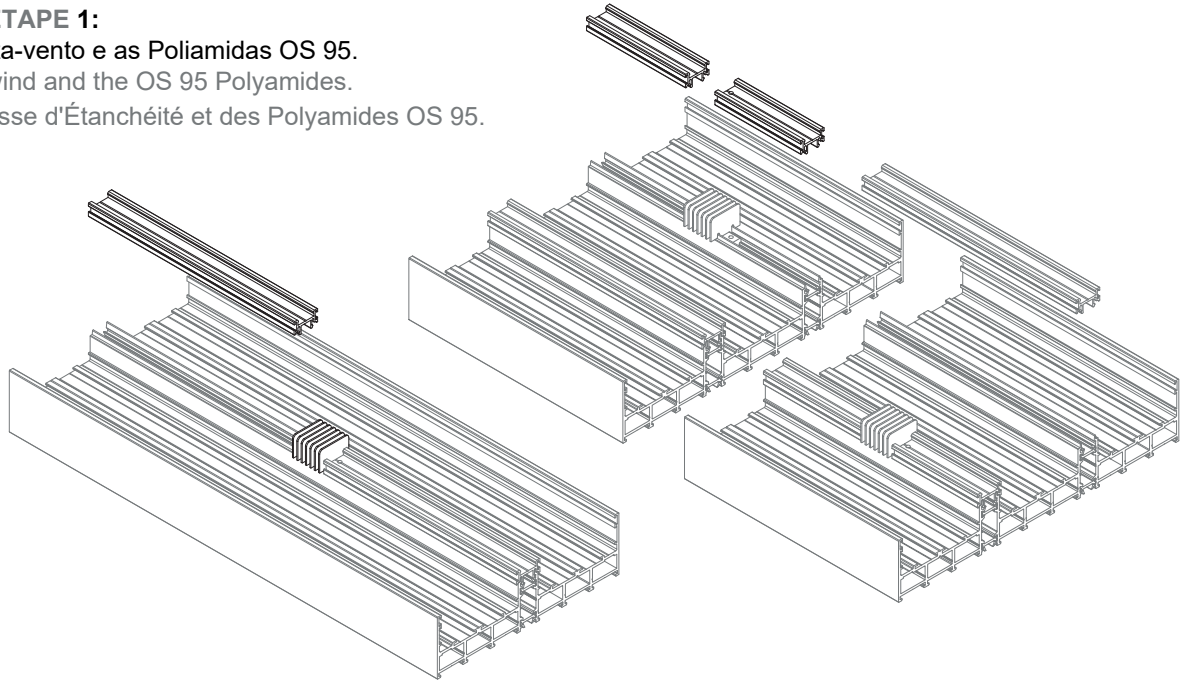
Execução de 2 furos no aro fixo com 6mm, distanciados de 40mm do centro do corta vento, para cada um dos lados
Execution of 2 holes with 6mm in the fixed frame, 40mm apart from the center of the cut wind, for each side
Exécution de deux trous dans le châssis fixe avec 6 mm, 40 mm en dehors du centre du brosse d'étanchéité, pour chaque côté

POSICIONAMENTO DAS CHAPAS E DOS TOPOS BLOQUEIO PELÚCIA
PILE SEAL LOCK PLATES AND END-CAPS POSITIONING
POSITIONNEMENT DES PLAQUES ET DES EMBOUT DE VERROUILLAGE DE JOINT BROSSE



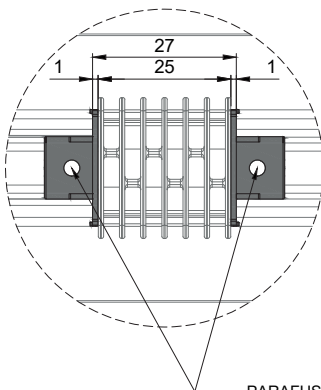
PASSO | STEP | ÉTAPE 1:

Colocar os Corta-vento e as Poliamidas OS 95.
Place the Cut-wind and the OS 95 Polyamides.
Installer les Brosse d'Étanchéité et des Polyamides OS 95.

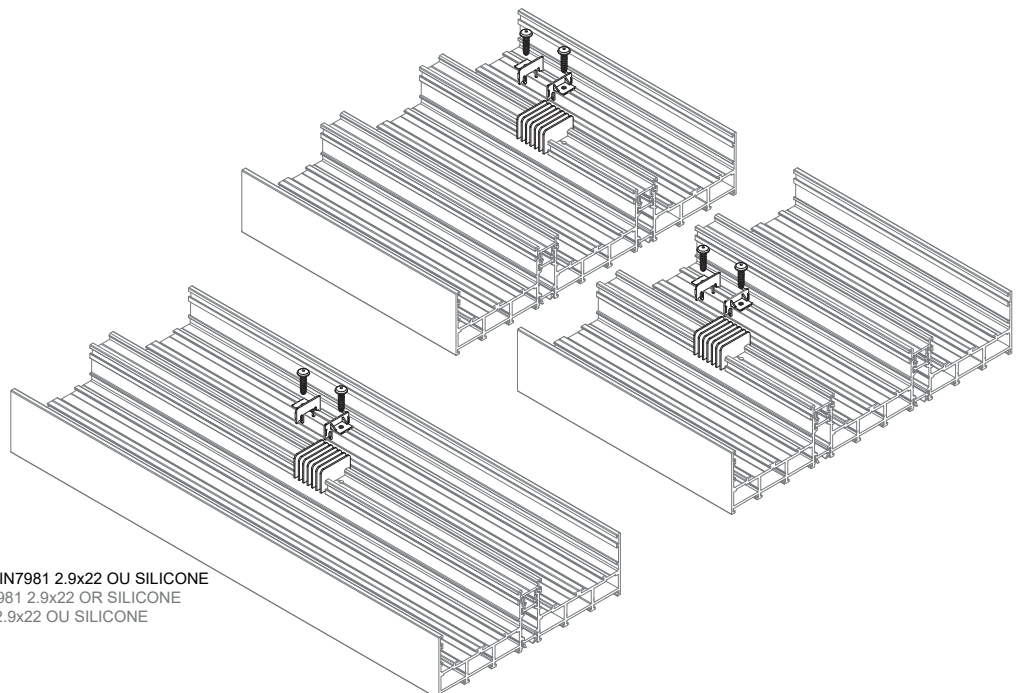


PASSO | STEP | ÉTAPE 2:

Aplicar um Topo Bloqueio Pelúcia CV de cada lado do Corta-Vento e fixar com paraf. CQ DIN7981 2,9x22 ou silicone.
Apply one Pile Seal Lock End-cap CV on each side of the Cut-wind and fix with screw CQ DIN7981 2,9x22 or silicone.
Appliquez un Embout de Verrouillage de Joint Brosse CV de chaque côté du et fixe avec vis CQ DIN7981 2,9x22 ou du silicone.



PARAFUSO CQ DIN7981 2.9x22 OU SILICONE
SCREW CQ DIN7981 2.9x22 OR SILICONE
VIS CQ DIN7981 2.9x22 OU SILICONE



POSICIONAMENTO DAS CHAPAS E DOS TOPOS BLOQUEIO PELÚCIA

PILE SEAL LOCK PLATES AND END-CAPS POSITIONING

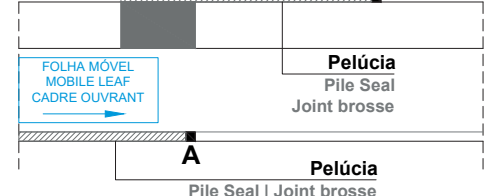
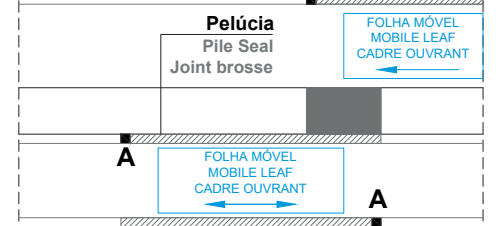
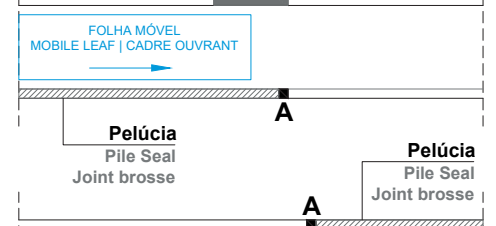
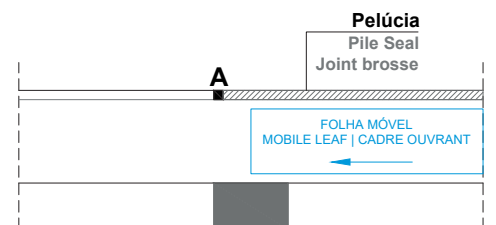
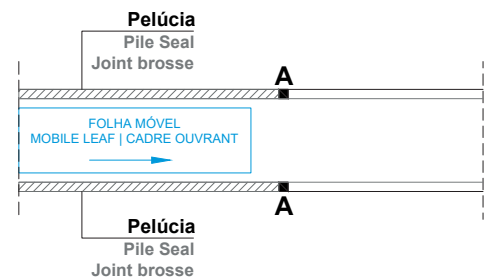

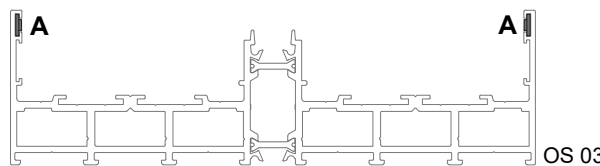
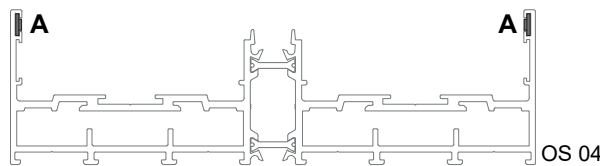
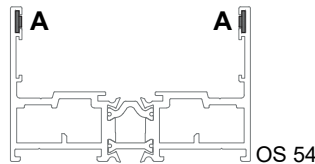
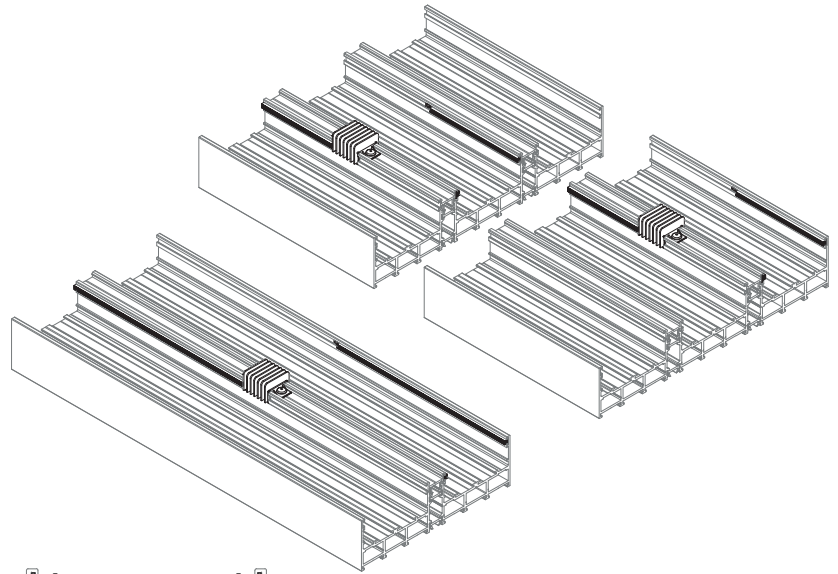
POSITIONNEMENT DES PLAQUES ET DES EMBOUT DE VERROUILLAGE DE JOINT BROSSE

PASSO | STEP | ÉTAPE 3:

Introduzir uma Chapa Bloqueio Pelúcia (A) em cada canal de pelúcia do perfil. Colocar de seguida a pelúcia até alcançar o fim da zona onde estarão as folhas móveis na posição fechada (aproximadamente na linha do corta-vento). Fixar a chapa de bloqueio através do perno.

Insert a Pile Seal Lock Plate (A) in each pile seal channel of the profile. Then place the pile seal until it reaches the end of the area where the movable leaves will be in the closed position (approximately on the cut-wind line). Secure the locking plate with the pin.

Insérez une Plaque de Verrouillage de Joint Brosse (A) dans chaque canal de joint brosse du profilé. Placez ensuite la joint jusqu'à ce qu'elle atteigne l'extrémité de la zone où les vantaux mobiles seront en position fermée (approximativement sur la ligne de brosse d'étanchéité). Bloquez la plaque de verrouillage avec la goupille.



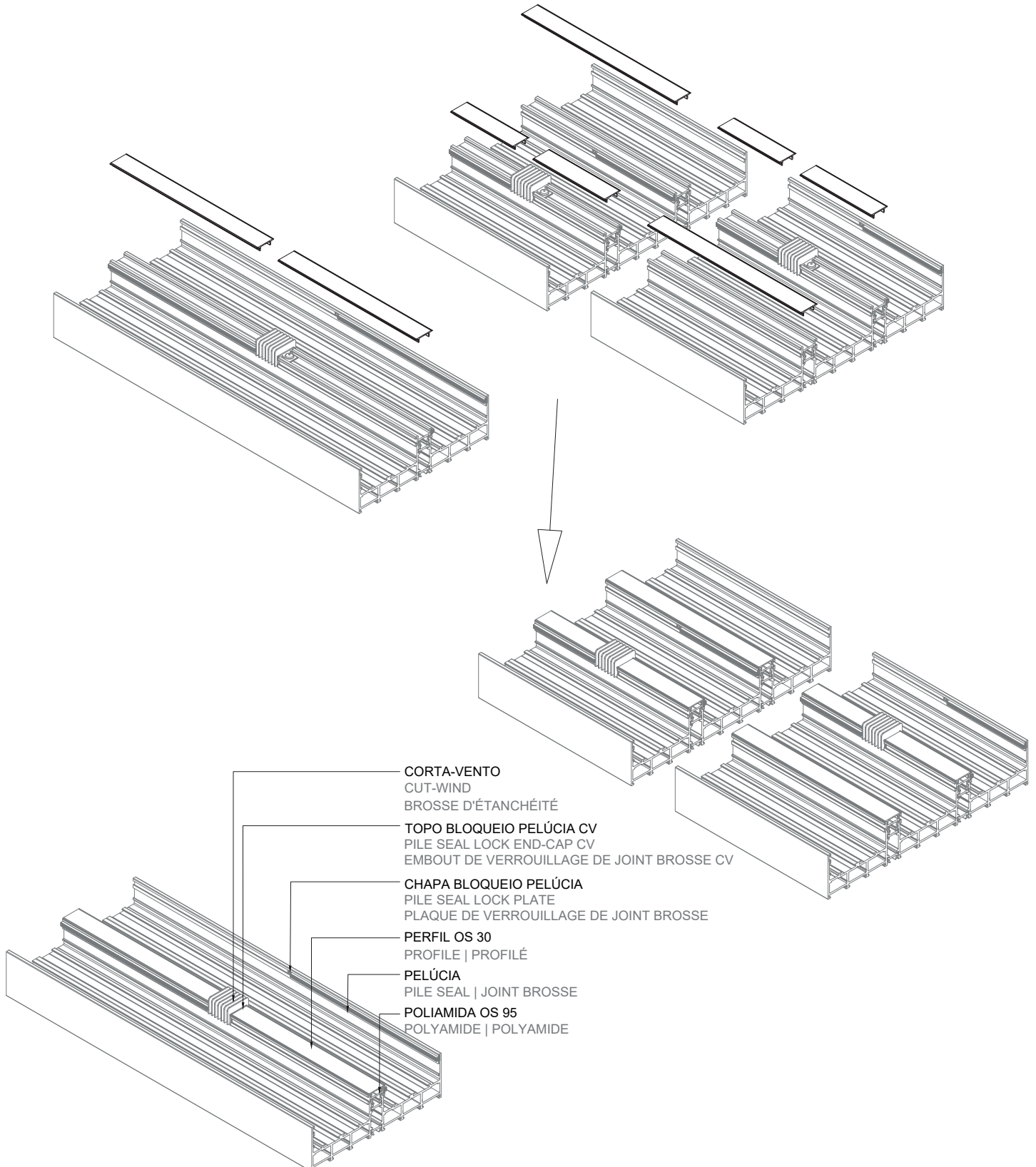
POSICIONAMENTO DAS CHAPAS E DOS TOPOS BLOQUEIO PELÚCIA
PILE SEAL LOCK PLATES AND END-CAPS POSITIONING
POSITIONNEMENT DES PLAQUES ET DES EMBOUT DE VERROUILLAGE DE JOINT BROSSE

PASSO | STEP | ÉTAPE 4:

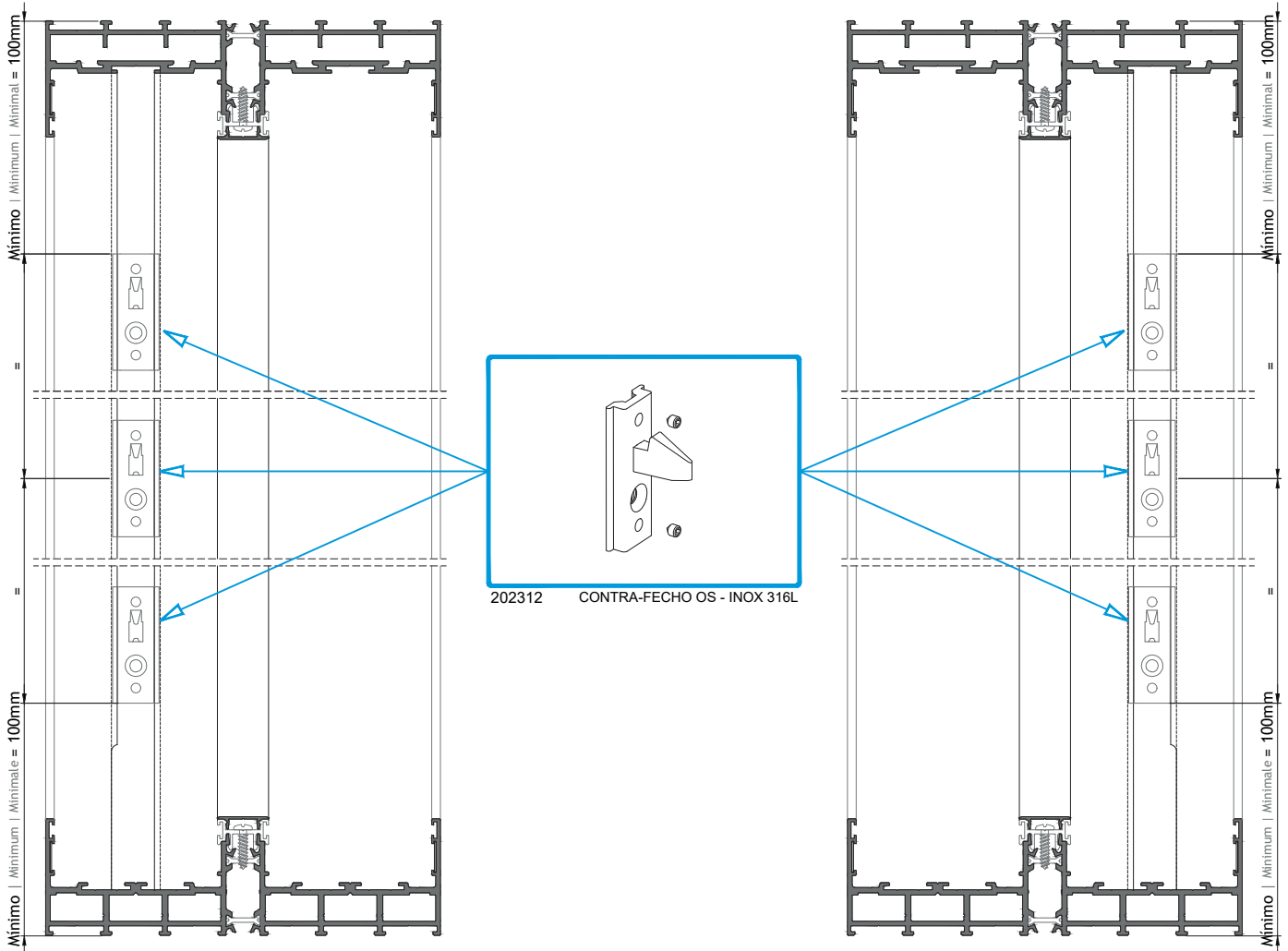
Depois de fixar os Topos, podem aplicar-se normalmente as tampas OS 30

After fixing the End-caps, the OS 30 covers can be applied normally

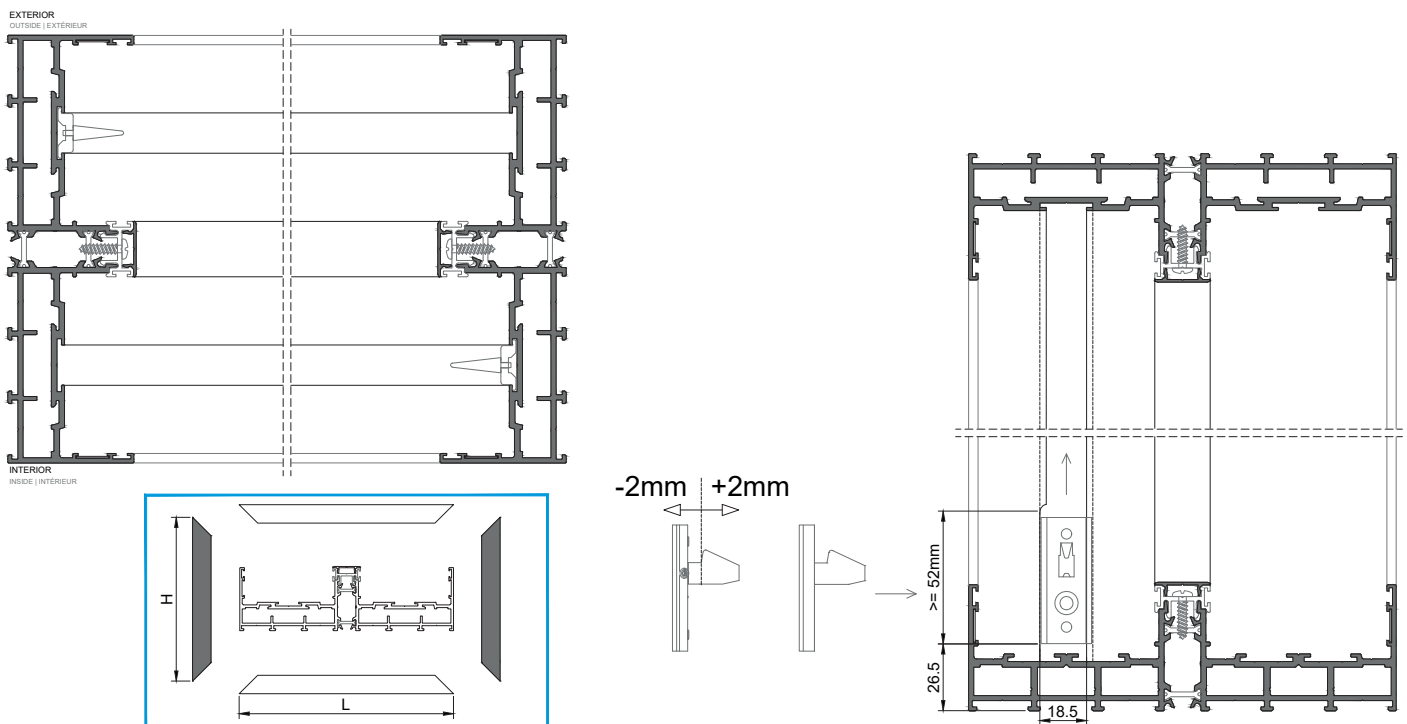
Après avoir fixé l'embouts, les profilés OS 30 peuvent être appliqués normalement



POSICIONAMENTO DOS CONTRA-FECHOS
COUNTER-LOCKINGS POSITIONING
POSITIONNEMENT DES CONTRE-FERMETURES



FRESAGEM PARA INSERÇÃO DOS CONTRA-FECHOS OS
MILLING FOR INSERTION OF COUNTER-LOCKINGS OS
FRAISAGE POUR L'INSERTION DES CONTRE-FERMETURES OS



APLICAÇÃO DA PEÇA ANTI-LEVANTAMENTO OS

OS ANTI-LIFT ACCESSORY ASSEMBLY
ASSEMBLAGE DE L'ACCESSOIRE DE ANTI-LEVAGE

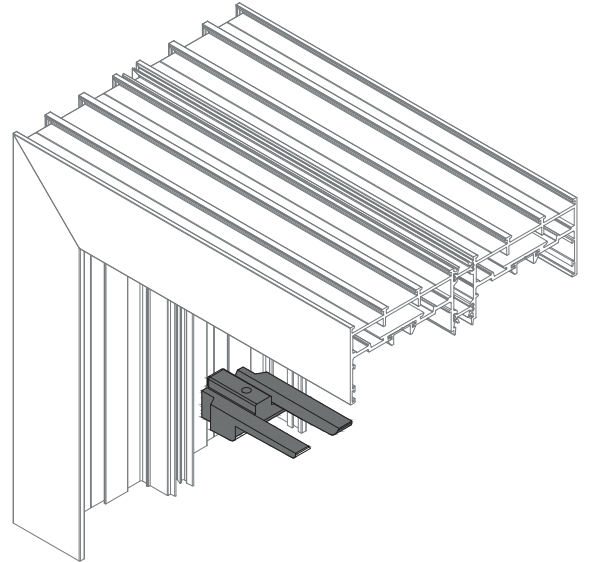
1. EXTREMIDADE SUPERIOR DO CAIXILHO FRAME'S UPPER EDGE | EXTRÉMITÉ SUPÉRIEUR DU CHÂSSIS

PASSO | STEP | ÉTAPE 1:

Posicionar a peça anti-levantamento OS no canto superior do caixilho, centrada com a guia superior OS 35 e usá-la para determinar o ponto onde se deve abrir rosca no esquadro (utilizar uma broca de 3mm).

Position the OS anti-lift part in the upper corner of the frame, centered with the OS 35 top guide and use it to determine the point where the blocking bracket should be threaded (use a 3mm drill).

Placez la pièce anti-soulèvement OS dans l'angle supérieur du cadre, centrée avec la guide supérieur OS 35 et utilisez-la pour déterminer le place où fileter l'équerre (utilisez un foret de 3 mm).



PASSO | STEP | ÉTAPE 2:

Aparafusar a peça diretamente ao caixilho (ter em atenção que o parafuso irá roscar no esquadro).

Screw the part directly into the frame (note that the screw will thread into the blocking bracket).

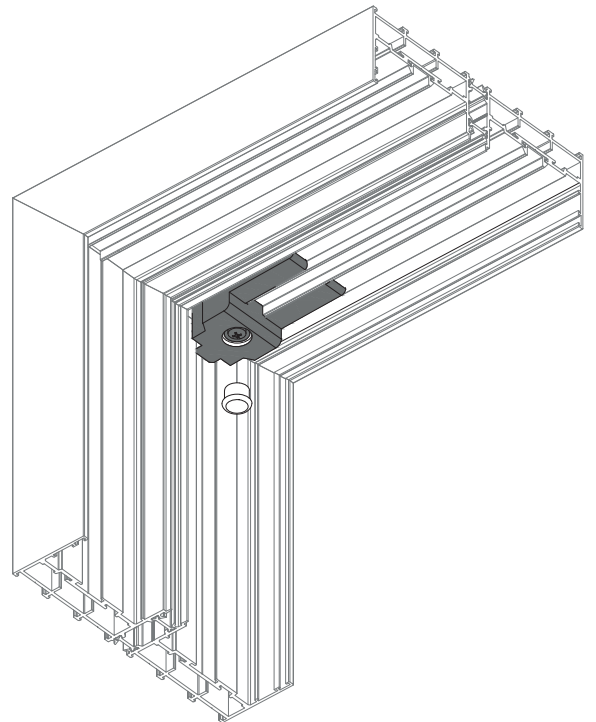
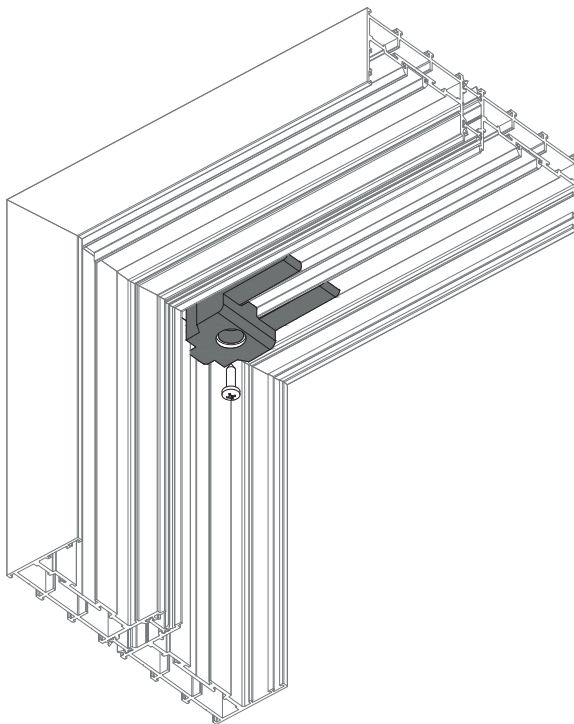
Vissez la pièce directement dans le cadre (notez que la vis va se visser dans l'équerre).

PASSO | STEP | ÉTAPE 3:

Colocar o tapa-furos para ocultar o parafuso.

Insert the hole-cover to hide the screw.

Insérez le couvercle du trou pour cacher le vis.



PASSO | STEP | ÉTAPE 4:

Repetir os passos anteriores na outra extremidade superior do caixilho.

Repeat the previous steps on the other upper edge of the frame.

Répétez les étapes précédentes à l'autre extrémité supérieure du cadre.

APLICAÇÃO DA PEÇA ANTI-LEVANTAMENTO OS

OS ANTI-LIFT ACCESSORY ASSEMBLY
ASSEMBLAGE DE L'ACCESSOIRE DE ANTI-LEVAGE

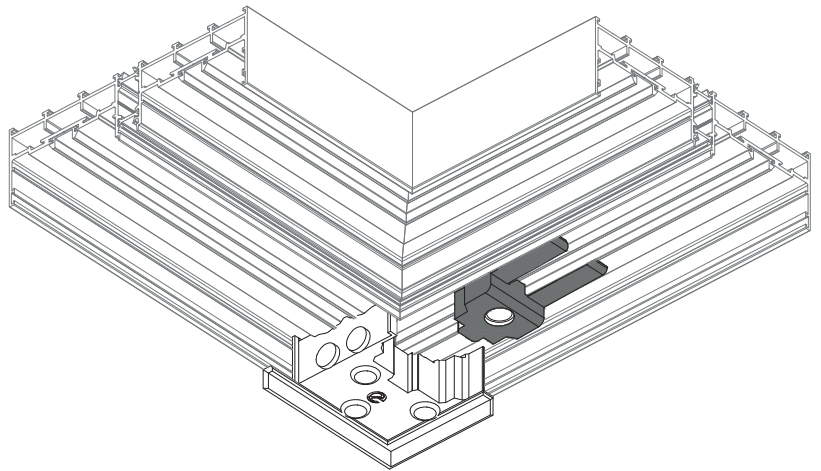
2. ZONA DE CANTO FRAME'S CORNER | ANGLE DU CHÂSSIS

PASSO | STEP | ÉTAPE 1:

Depois de aplicar o topo superior do perfil OS de canto, posicionar a peça anti-levantamento OS no lado da folha móvel, centrada com a guia superior OS 35.

After applying the top end-cap of the OS corner profile, position the OS anti-lift part on the movable leaf side, centered with the OS 35 top guide.

Après avoir appliqué l'embout supérieure du profilé OS d'angle, positionnez la pièce anti-soulèvement sur le côté dormant, centrée avec le guide supérieur OS 35.

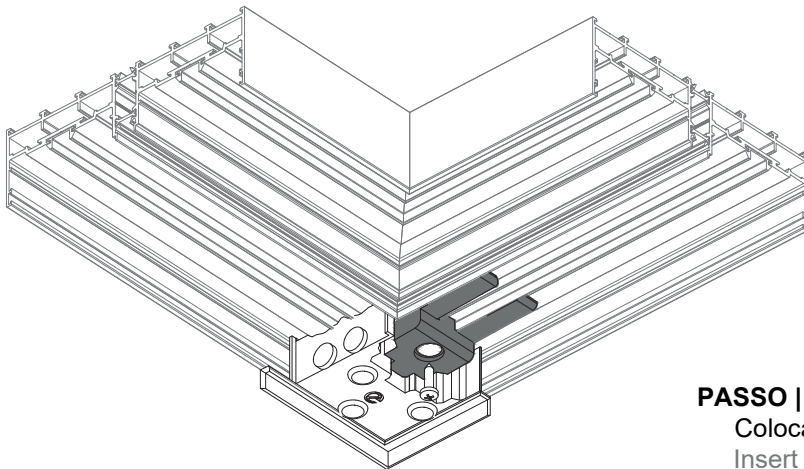


PASSO | STEP | ÉTAPE 2:

Aparafusar a peça diretamente ao caixilho.

Screw the part directly to the frame.

Vissez la pièce directement sur le cadre.

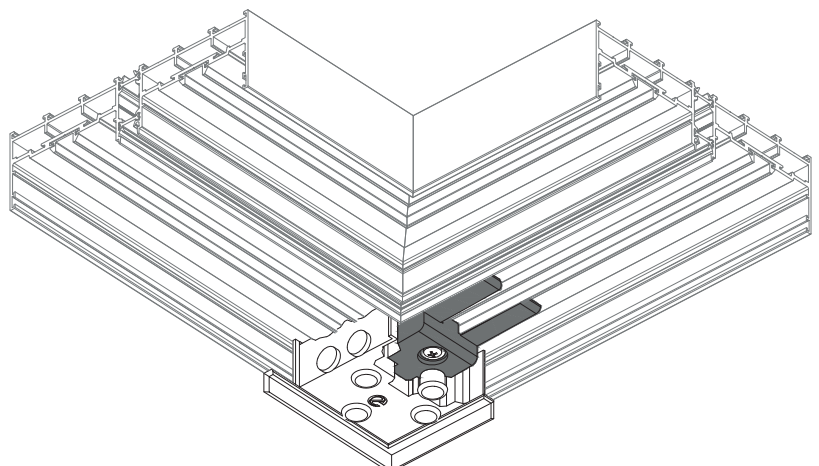


PASSO | STEP | ÉTAPE 3:

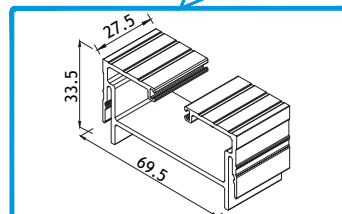
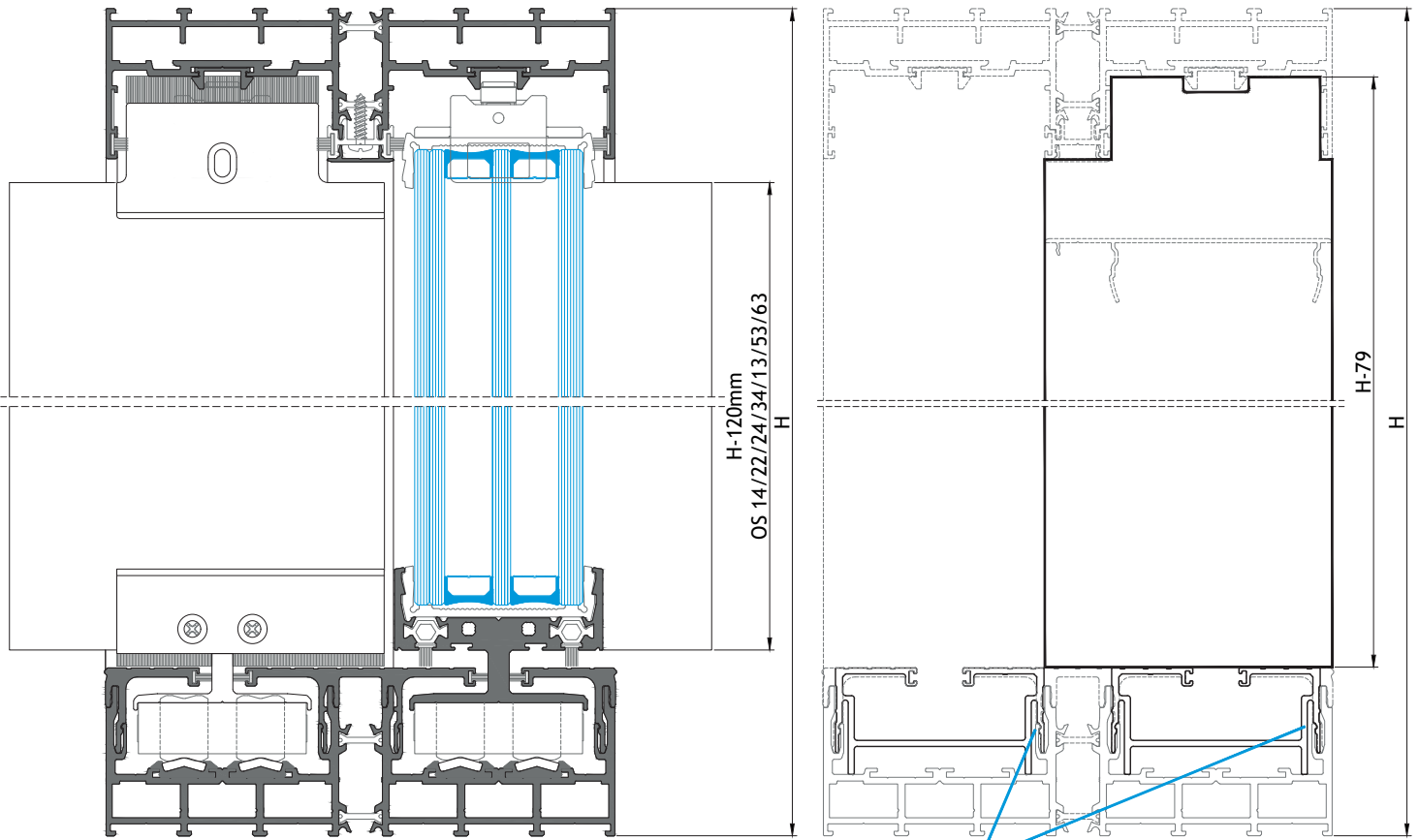
Colocar o tapa-furos para ocultar o parafuso.

Insert the hole-cover to hide the screw.

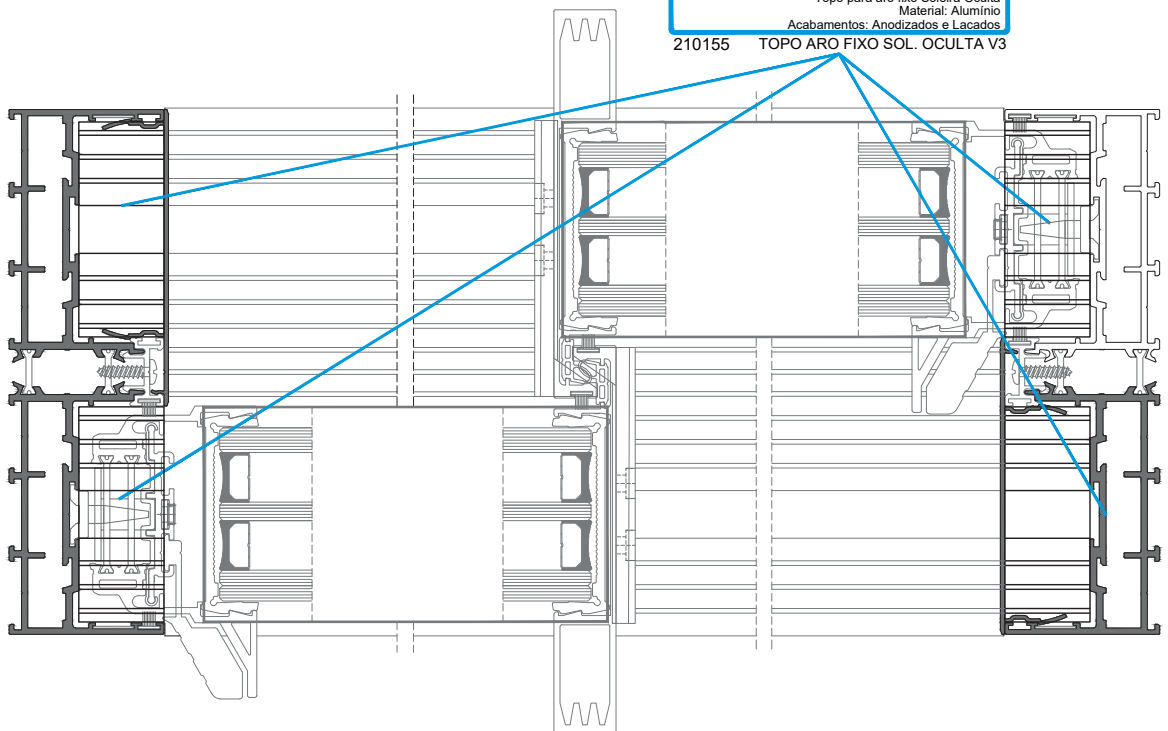
Insérez le couvercle du trou pour cacher le vis.



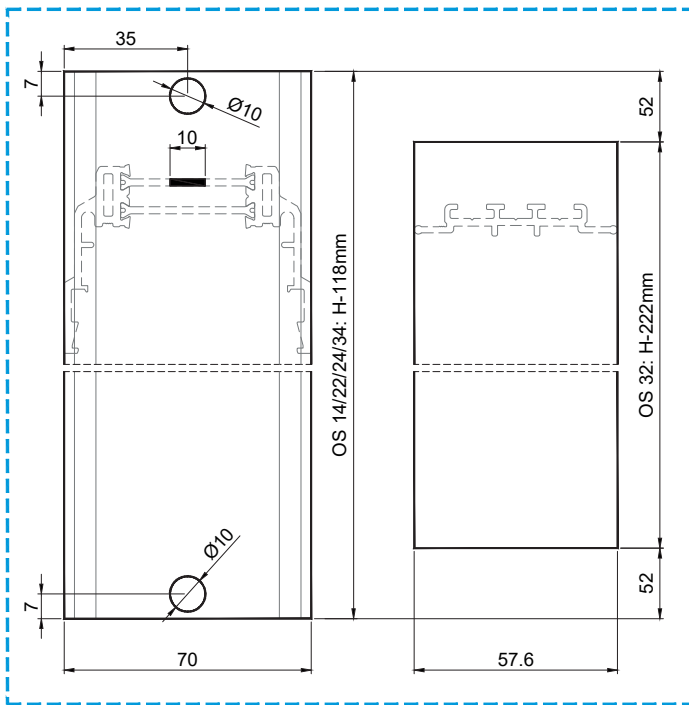
APLICAÇÃO DOS TOPOS ARO FIXO SOLEIRA OCULTA
CONCEALED SILL FIXED FRAME END-CAPS APPLICATION
ASSEMBLAGE DES EMBOUTS CADRE DORMANT SEUIL CACHÉ



Topo para aro fixo Soleira Oculta
 Material: Alumínio
 Acabamentos: Anodizados e Lacados
210155 TOPO ARO FIXO SOL. OCULTA V3

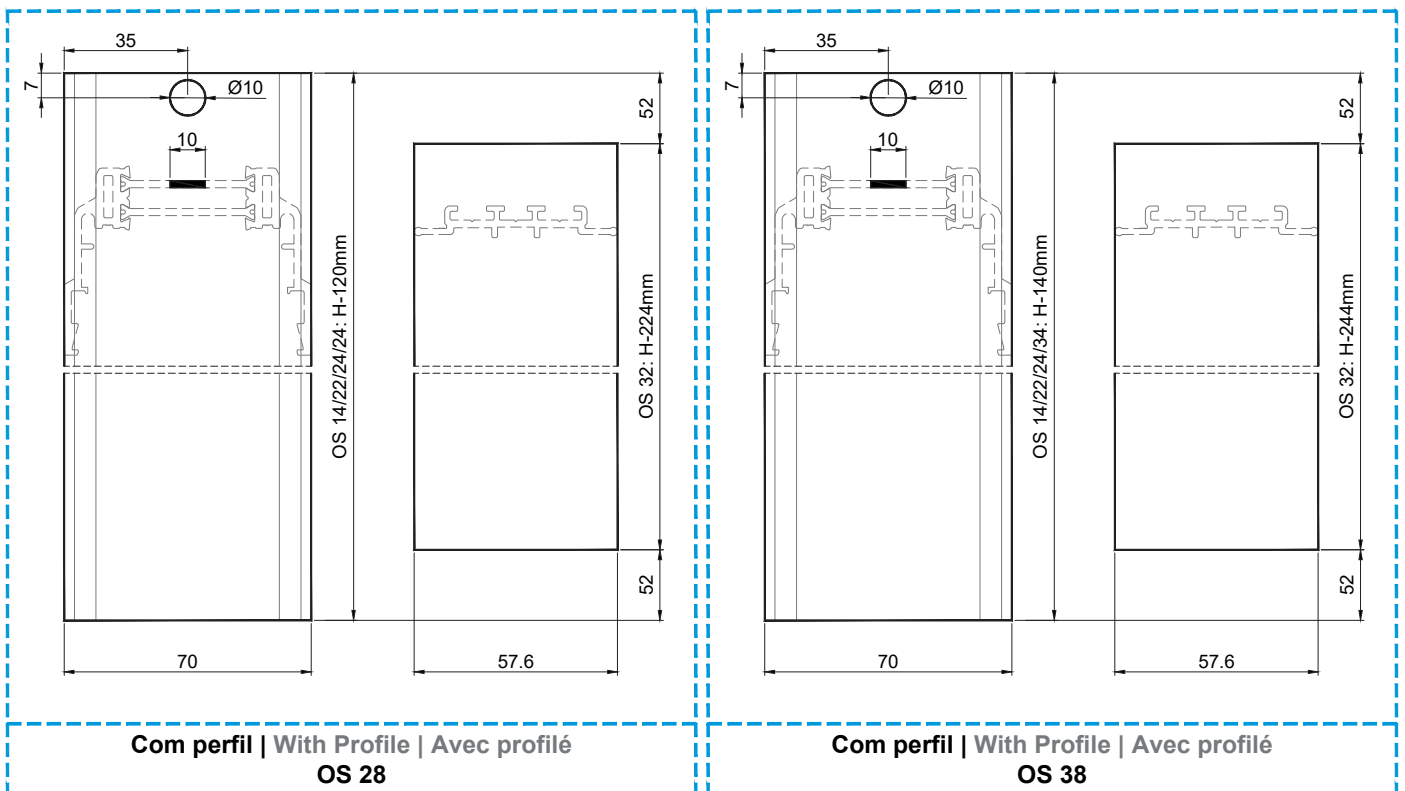


CORTE E MAQUINAÇÃO DOS PERFIS LAT. OS 14/22/24/34 E OS 32 - SOLEIRA TRADICIONAL
CUTTING AND MACHINING FOR LATERAL PROFILES OS 14/22/24/34 AND OS 32 - CLASSIC SILL
COUPE ET USINAGE POUR PROFILÉS LATÉRAUX OS 14/22/24/34 ET OS 32 - SEUIL CLASSIQUE



Furação realizada no Cortante
Drilling performed on Punching tool
Forage réalisée dans le Poinçon

CORTE E MAQUINAÇÃO DOS PERFIS LATERAIS OS 14/22/24/34 E OS 32 - SOLEIRA OCULTA
CUTTING AND MACHINING FOR LATERAL PROFILES OS 14/22/24/34 AND OS 32 - CONCEALED SILL
COUPE ET USINAGE POUR PROFILÉS LATÉRAUX OS 14/22/24/34 ET OS 32 - SEUIL CACHÉ



Furação realizada no Cortante
Drilling performed on Punching tool
Forage réalisée dans le Poinçon

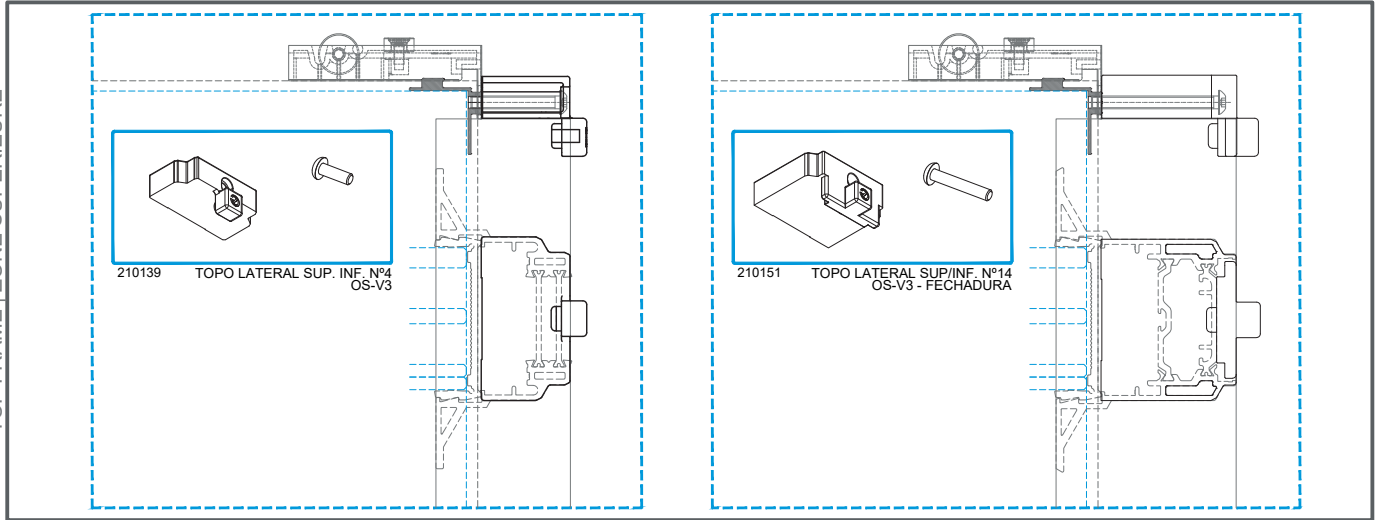
APLICAÇÃO DOS TOPOS LATERAIS

LATERAL END-CAPS APPLICATION | APPLICATION D'EMBOUTS LATÉRAUX

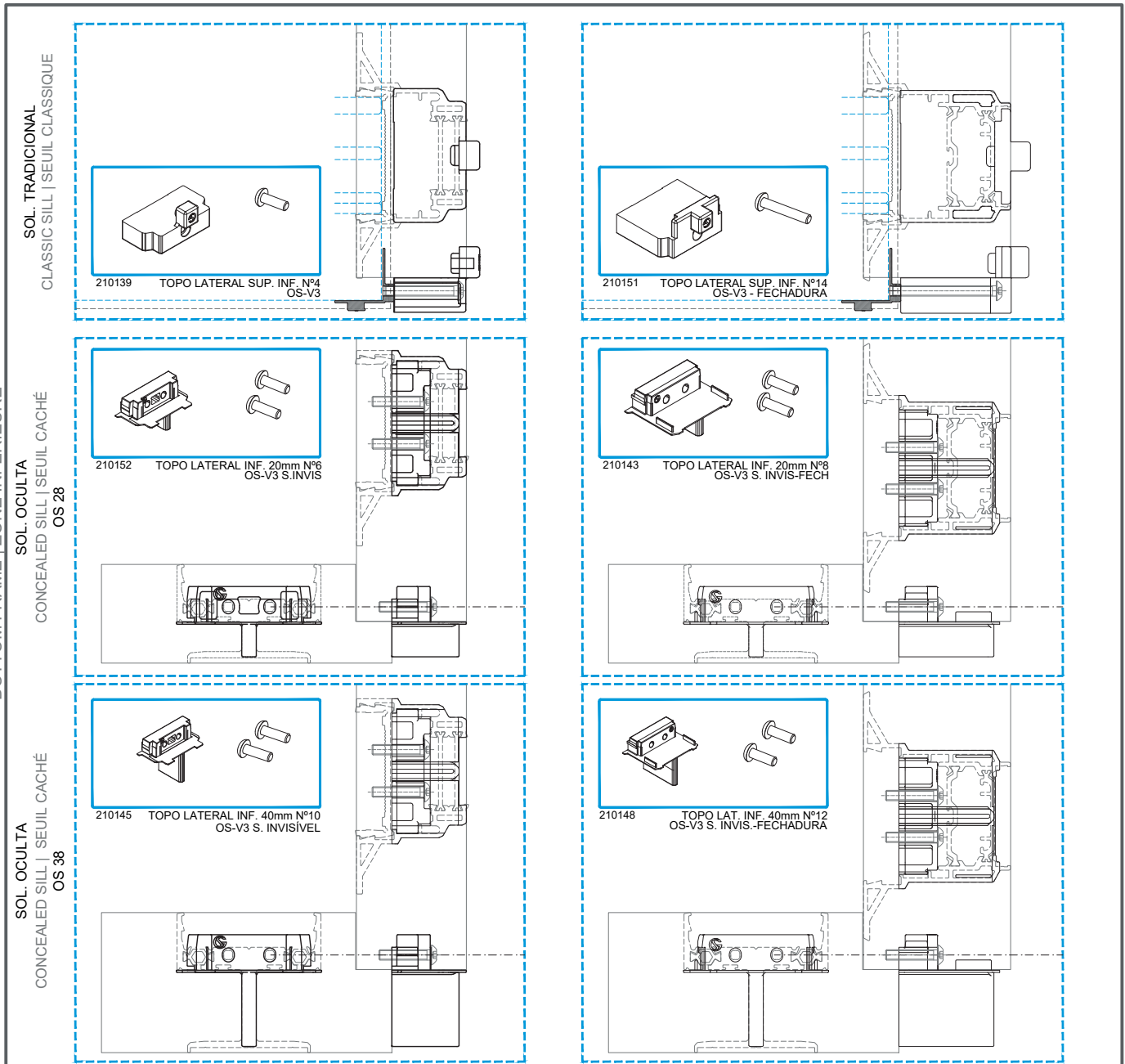
Para os perfis | For profiles | Pour profilés
OS 14 / OS 24 / OS 34

Para o perfil | For profile | Pour profilé
OS 22

ZONA SUPERIOR
TOP FRAME | ZONE SUPÉRIEURE



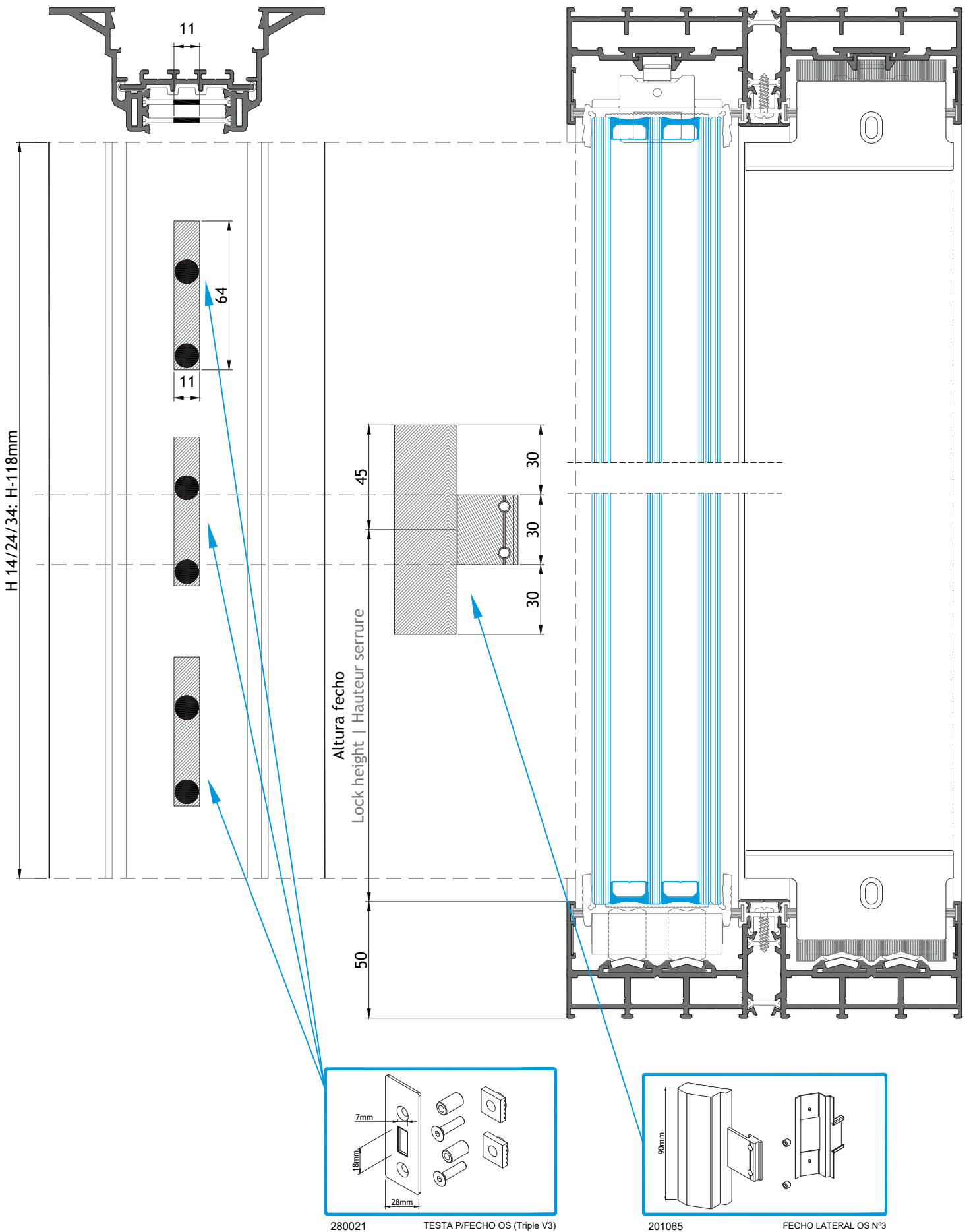
ZONA INFERIOR
BOTTOM FRAME | ZONE INFÉRIEURE



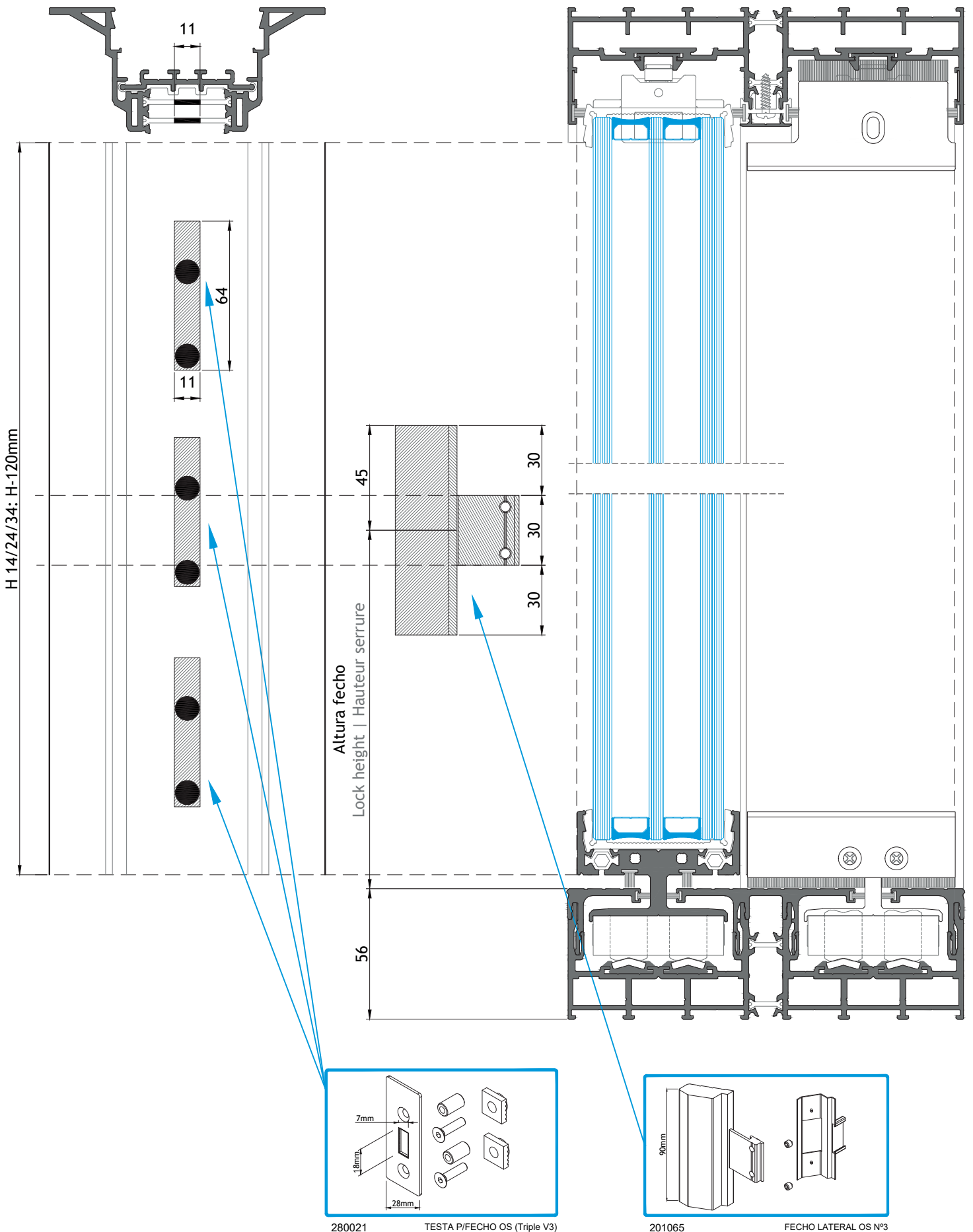
APLICAÇÃO DAS TESTAS OS NOS PERFIS LATERAIS - SOLEIRA TRADICIONAL

APPLICATION OF OS STRIKING PLATE IN LATERAL PROFILES - CLASSIC SILL

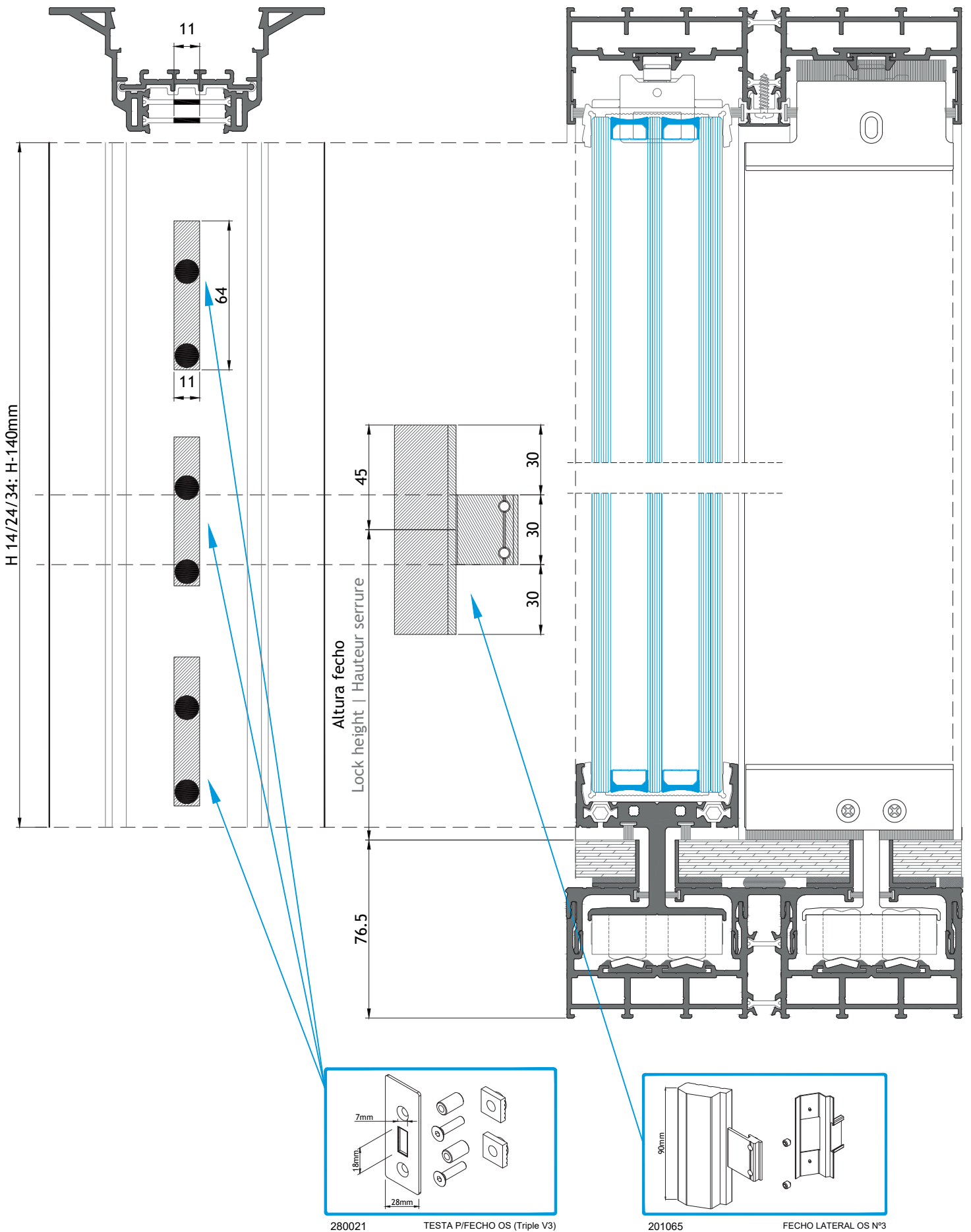
APPLICATION DES GÂCHES OS DANS LES PROFILÉS LATÉRAUX - SEUIL CLASSIQUE



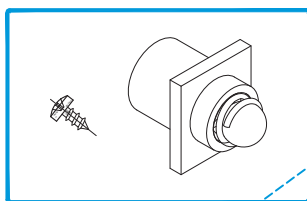
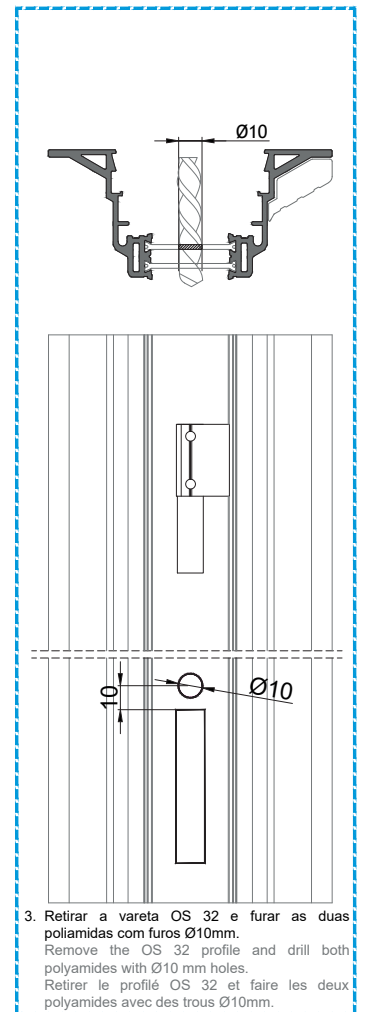
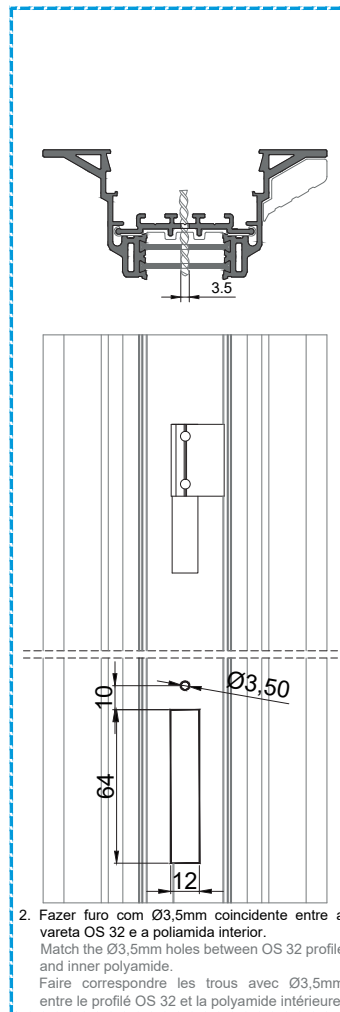
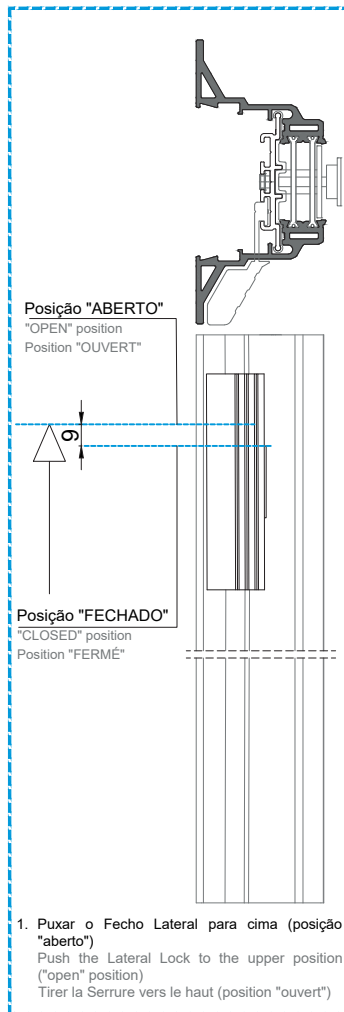
APLICAÇÃO DAS TESTAS OS NOS PERFIS LATERAIS - SOL. OCULTA (PERFIL OS 28)
 APPLICATION OF OS STRIKING PLATE IN LATERAL PROFILES - CONCEALED SILL (PROFILE OS 28)
 APPLICATION DES GÂCHES OS DANS LES PROFILÉS LATÉRAUX - SEUIL CACHÉ (PROFILÉ OS 28)



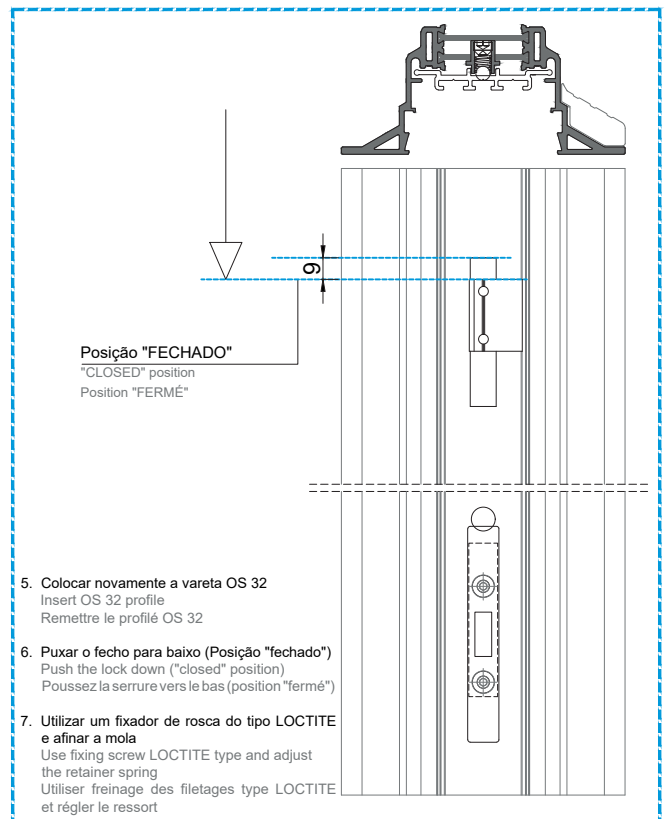
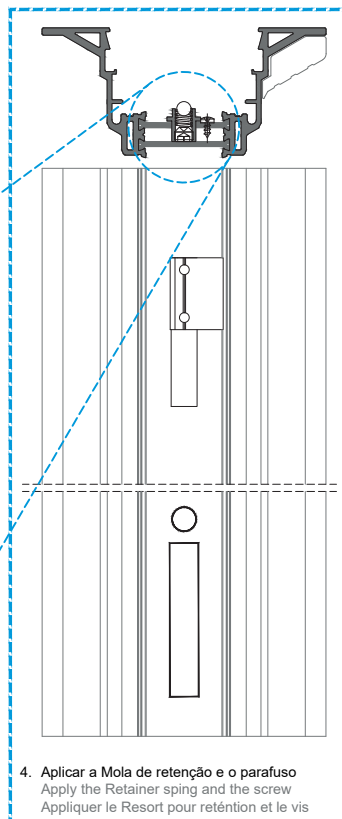
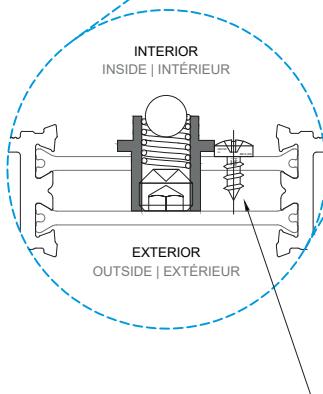
APLICAÇÃO DAS TESTAS OS NOS PERFIS LATERAIS - SOL. OCULTA (PERFIL OS 38)
 APPLICATION OF OS STRIKING PLATE IN LATERAL PROFILES - CONCEALED SILL (PROFILE OS 38)
 APPLICATION DES GÂCHES OS DANS LES PROFILÉS LATÉRAUX - SEUIL CACHÉ (PROFILÉ OS 38)



APLICAÇÃO DA MOLA DE RETENÇÃO PARA FECHO OS
APPLICATION OF RETAINER SPRING FOR LOCK OS
APPLICATION DE RESORT POUR RÉTENTION DE SERRURE OS



228166 MOLA RETENÇÃO PARA FECHO OS
RETAINER SPRING FOR LOCK OS
RESSORT POUR RÉTENTION DE SERRURE OS



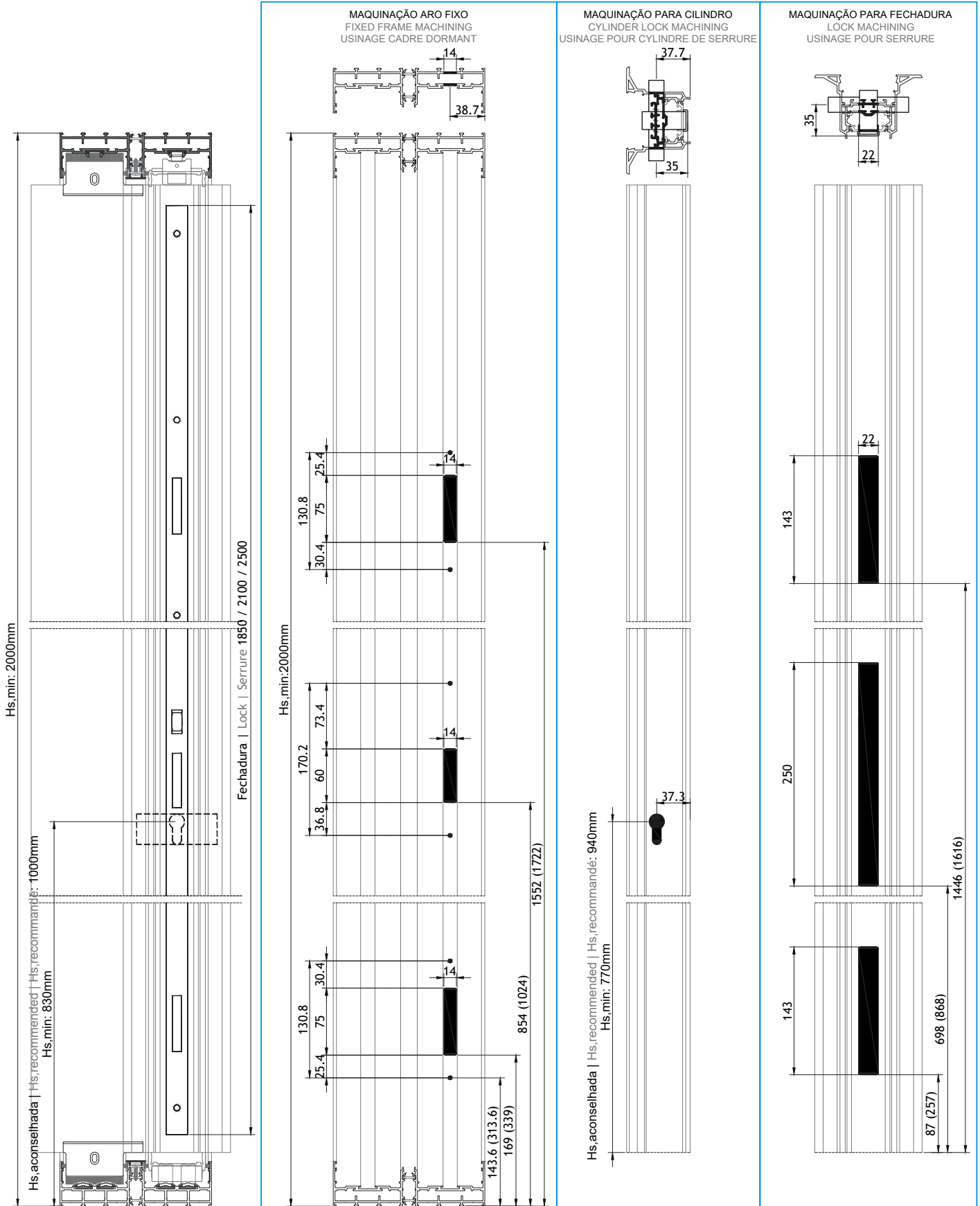
MAQUINAÇÕES E MONTAGEM DAS FECHADURAS OS

OS LOCKS ASSEMBLY AND MACHINING

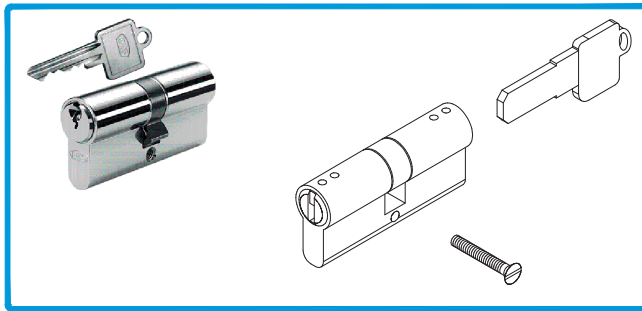
ASSEMBLAGE ET USAGE DES SERRURES OS

ALTURA DO VÃO (H) FRAME HEIGHT (H) HAUTEUR DU CADRE (H)	FECHADURA LOCK SERRURE
2000* - 2250 mm	1850mm - Ref. 201198
2251 - 2655 mm	2100mm - Ref. 201199
2656 - 3000 mm	2500mm - Ref. 201200

* Para vão com altura (H) inferior a 2000mm, deverá ser usada uma fechadura de 1 ponto.
For frames with height (H) less than 2000mm, must be used a 1 point lock
Pour cadres avec hauteur (H) inférieur à 2000mm, devrait utiliser une serrure de 1 point



MONTAGEM DA FECHADURA OS
OS LOCK ASSEMBLY
ASSEMBLAGE DE LA SERRURE OS



207404

CILINDRO SEGURANÇA 45/45

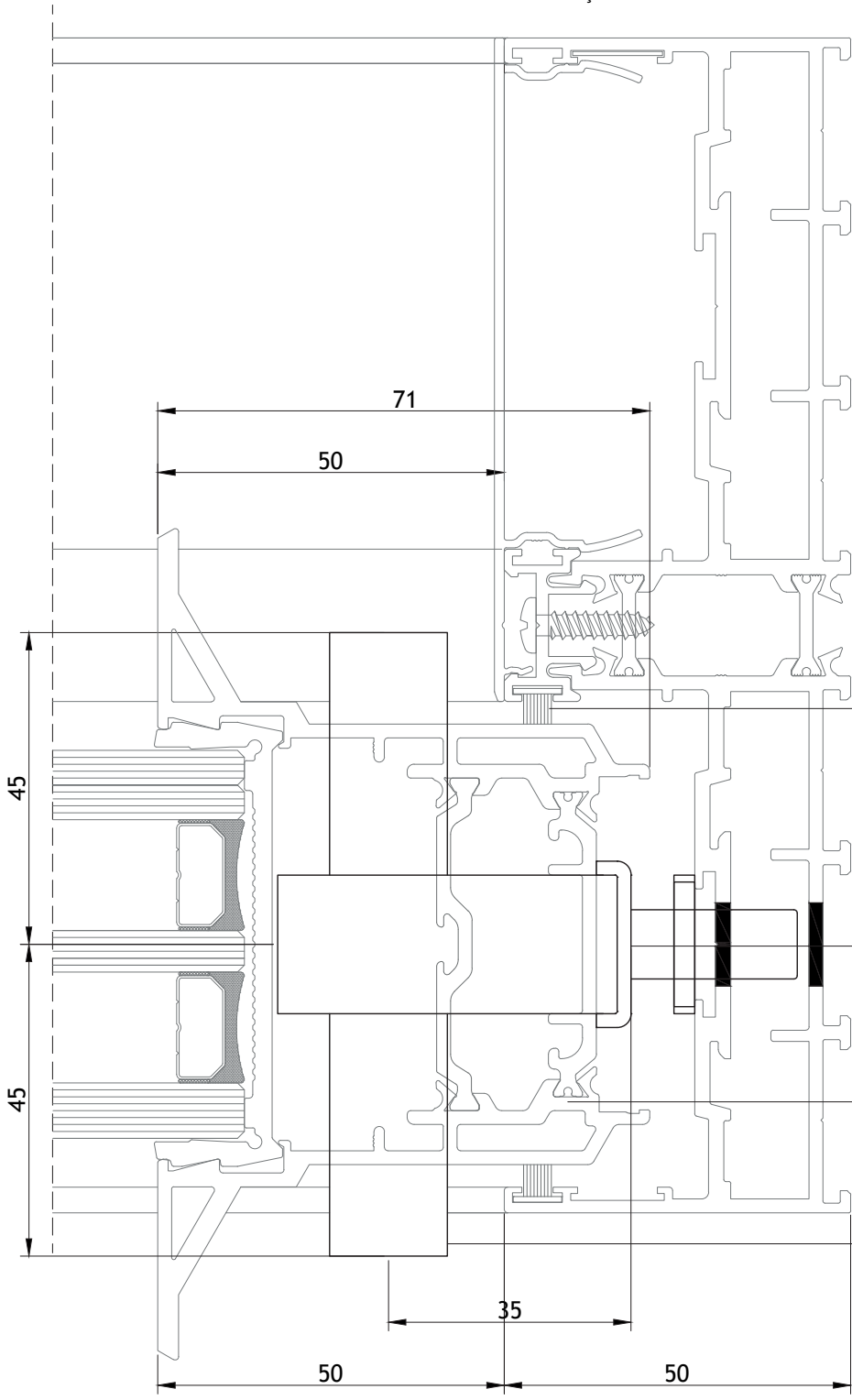
H (altura do vão)	FECHADURA
2000* - 2250 mm	1850mm
2251 - 2655 mm	2100mm
2656 - 3000 mm	2500mm

* Para vão com altura (H) inferiores a 2000mm, será usada uma fechadura de 1 ponto.



Testa incluída

- 201198 FECHADURA OS TESTA U 1850mm
- 201199 FECHADURA OS TESTA U 2100mm
- 201200 FECHADURA OS TESTA U 2500mm



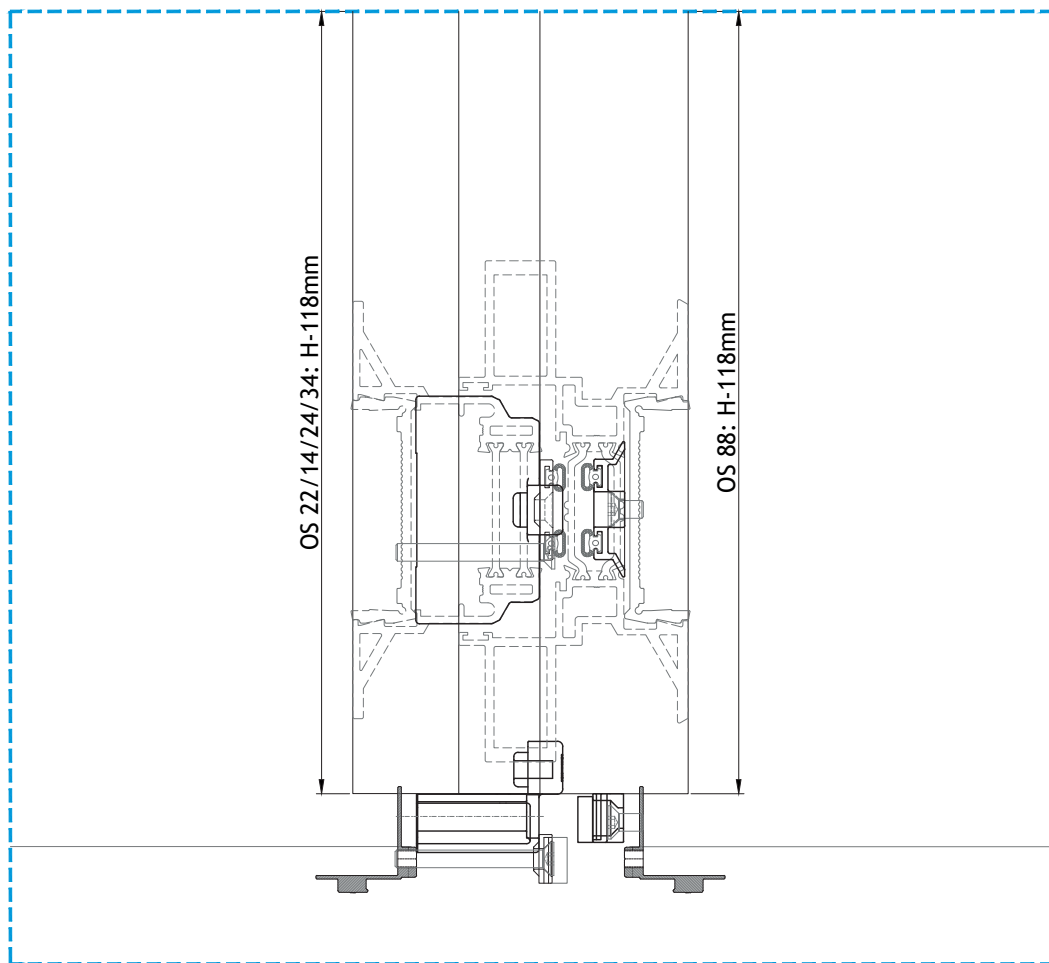
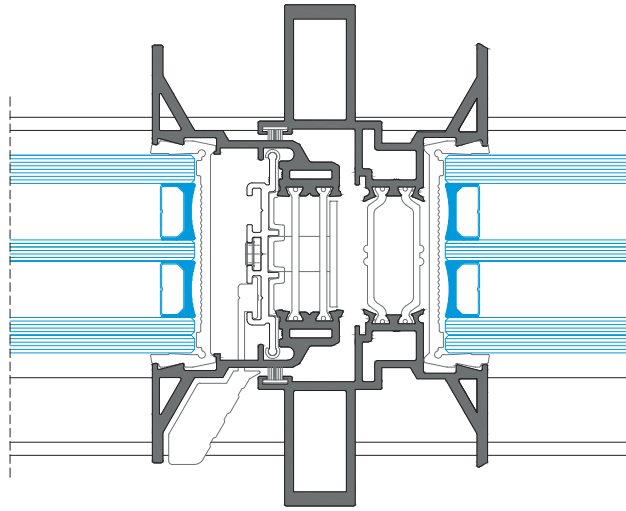
Pelúcia 7x7
Pile seal 7x7
Joint brosse 7x7

Fechadura OS Testa U
(1850 | 2100 | 2500mm)
OS Lock
Serrure OS

Perfil Fechadura OS 22
Lock profile OS 22
Profilé de serrure OS 22

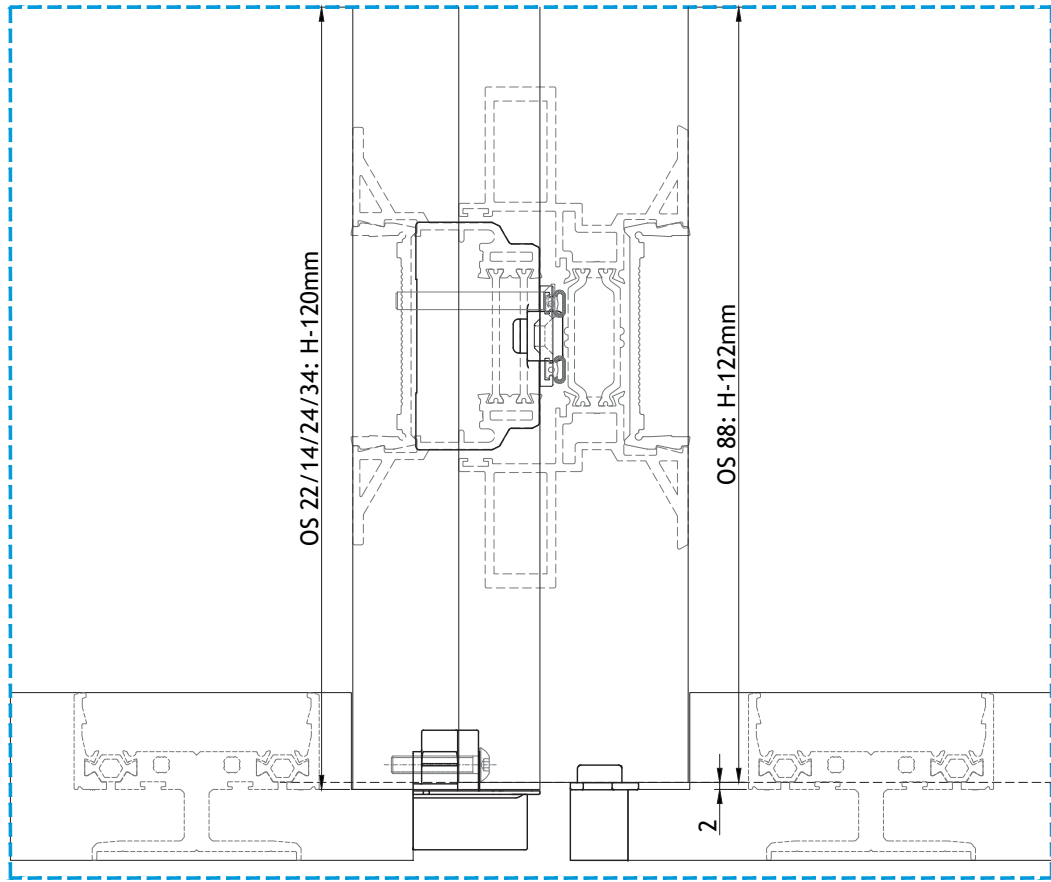
Cilindro segurança 45/45
Cylinder lock
Cylindre de serrure

CORTE E MAQUINAÇÃO DO PERFIL UNIÃO 3/4 FOLHAS OS 88 - SOLEIRA TRADICIONAL
CUTTING AND MACHINING FOR 3/4 LEAVES CONNECTION PROFILE OS 88 - CLASSIC SILL
COUPE ET USINAGE POUR PROFILÉ CONNEXION 3/4 VENTAUX OS 88 - SEUIL CLASSIQUE

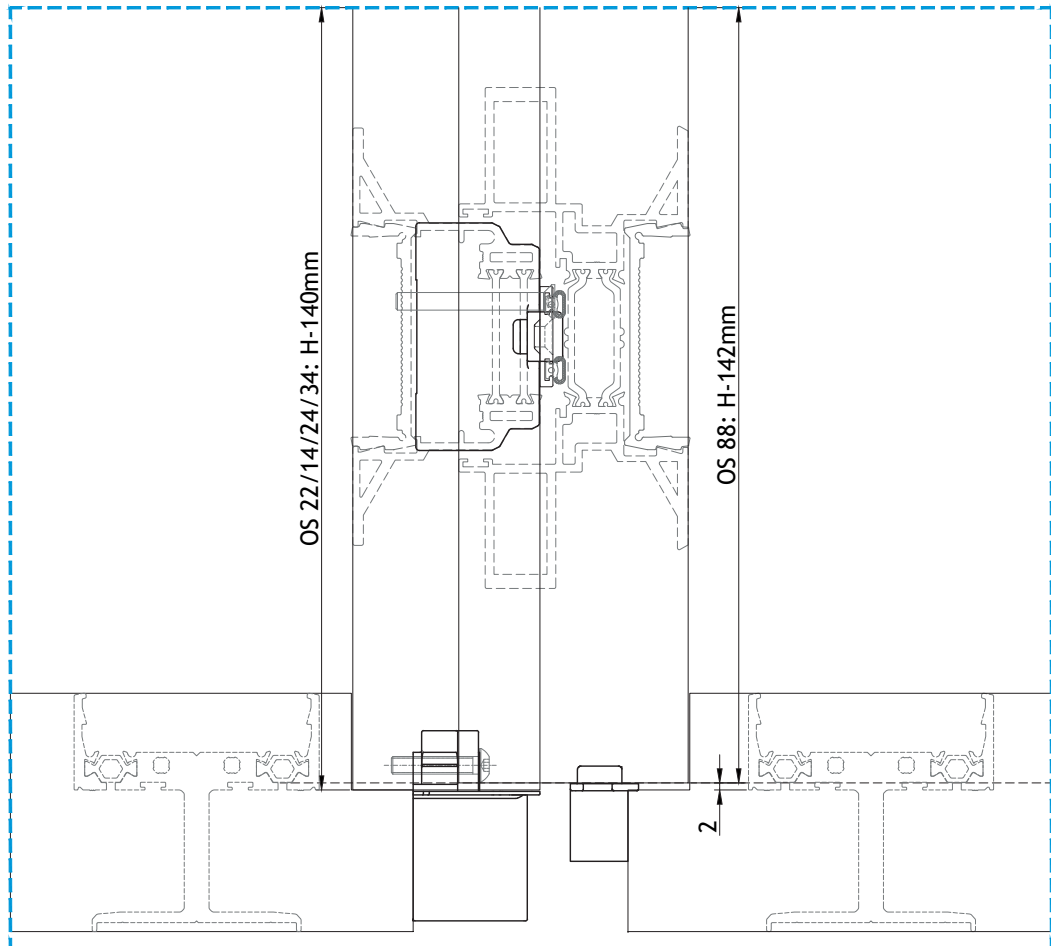


CORTE E MAQUINAÇÃO DO PERFIL UNIÃO 3/4 FOLHAS OS 88 - SOLEIRA OCULTA
 CUTTING AND MACHINING FOR 3/4 LEAVES CONNECTION PROFILE OS 88 - CONCEALED SILL
 COUPE ET USINAGE POUR PROFILÉ CONNEXION 3/4 VENTAUX OS 88 - SEUIL CACHÉ

Com perfil | With Profile | Avec profilé
 OS 28



Com perfil | With Profile | Avec profilé
 OS 38

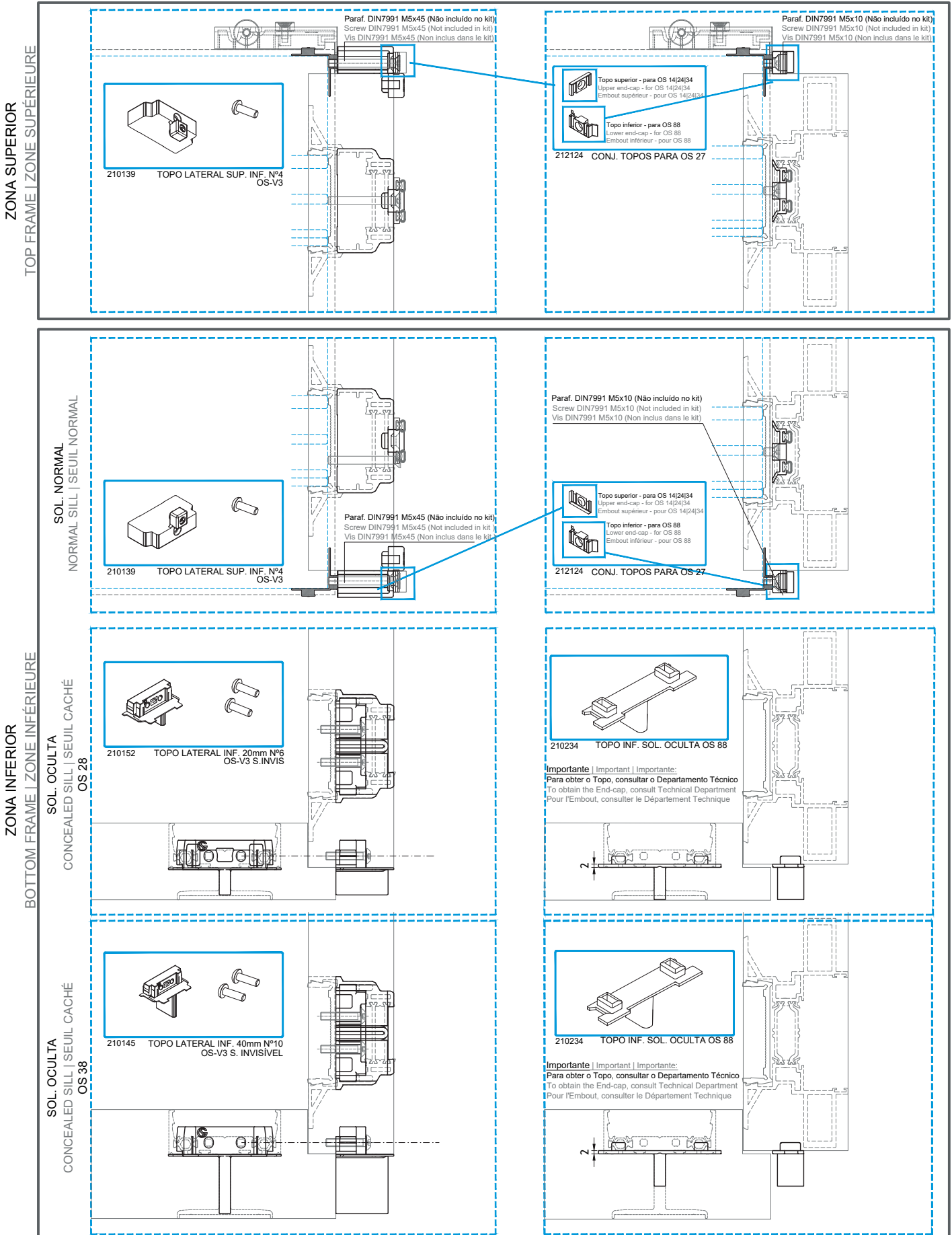


APLICAÇÃO DE TOPOS NO PERFIL OS 88

OS 88 PROFILE END-CAPS APPLICATION | APPLICATION D'EMBOUTS POUR PROFILÉ OS 88

Para os perfis | For profiles | Pour profilés
OS 14 / OS 24 / OS 34

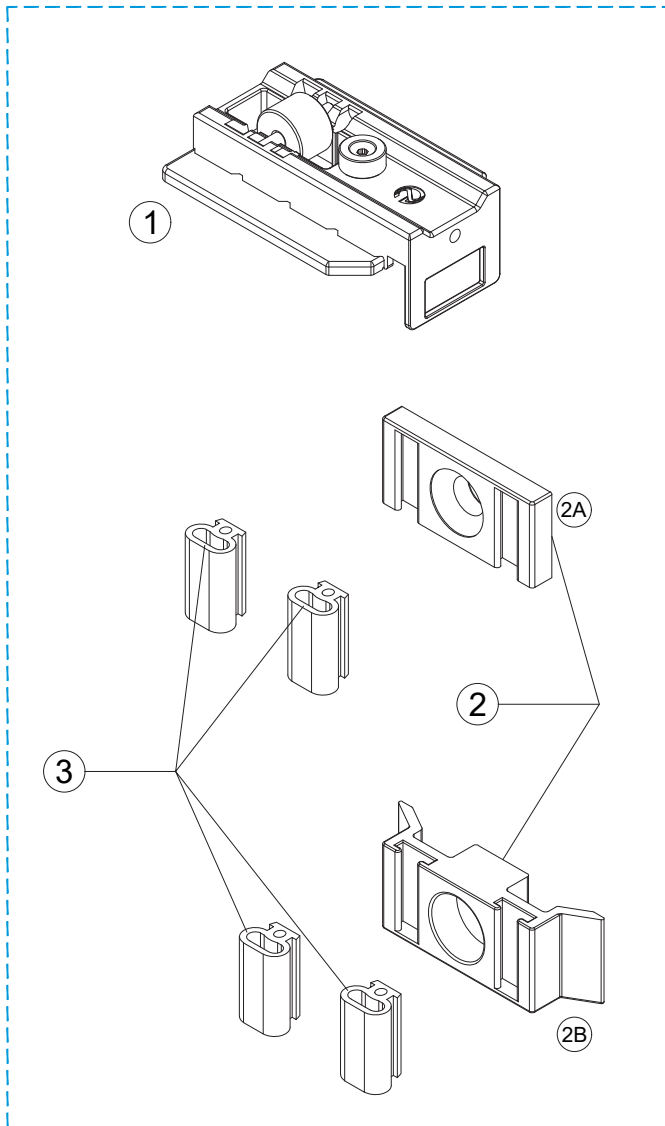
Para o perfil | For profile | Pour profilé
OS 88



PORMENORES DE APLICAÇÃO E MONTAGEM DO CONJUNTO DE TOPOS OS 27

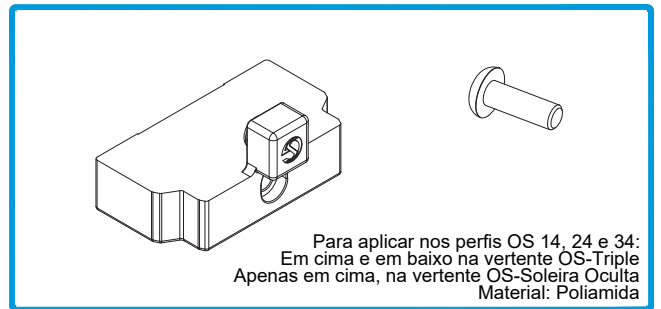
OS 27 END-CAP KIT APPLICATION AND ASSEMBLY DETAILS

DÉTAILS D'APPLICATION ET D'ASSEMBLAGE DU KIT D'EMBOUITS OS 27



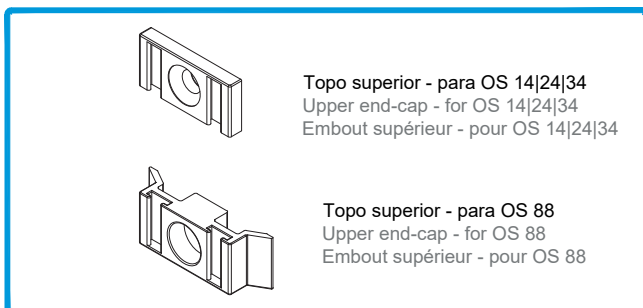
- ① Carrinho/guia superior OS
Upper-guide roller bearing OS
Rouleau-guide supérieur OS
- ② Conjunto Topos para OS 27
OS 27 end-cap kit
Kit d'embouts pour OS 27

2A-Topo superior - para OS 14|24|34
Upper end-cap - for OS 14|24|34
Embout supérieur - pour OS 14|24|34
2B-Topo superior - para OS 88
Upper end-cap - for OS 88
Embout supérieur - pour OS 88
- ③ VD 2051 - Não incluído no kit
Not included in kit - consider apart
Non inclus dans le kit



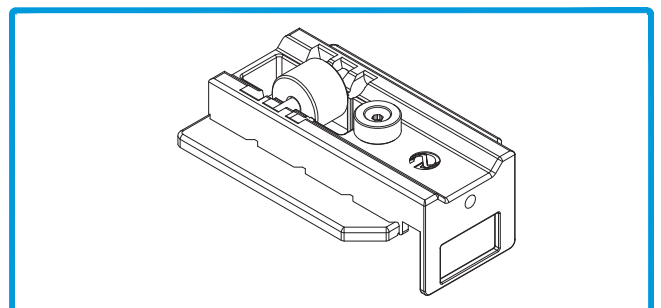
210139

TOPO LATERAL SUP. INF. Nº4 OS-V3



212124

CONJUNTO TOPOS PARA OS 27

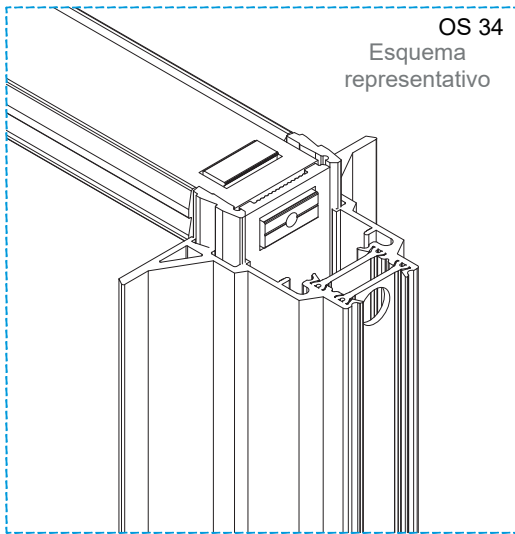


205161

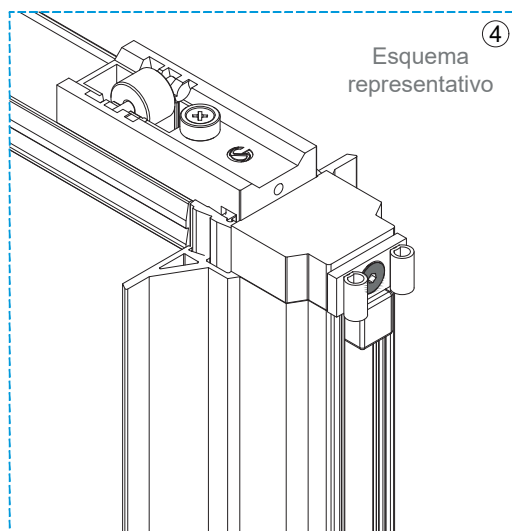
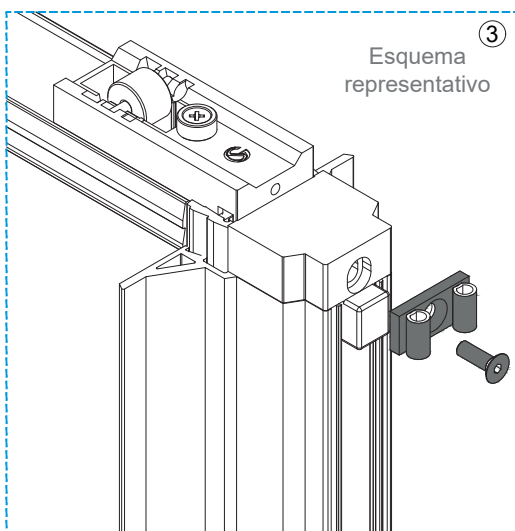
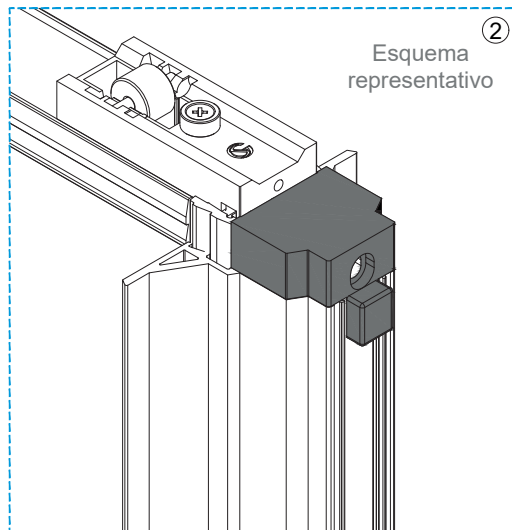
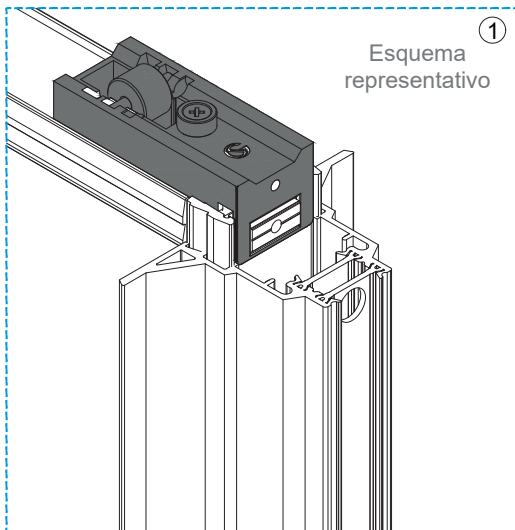
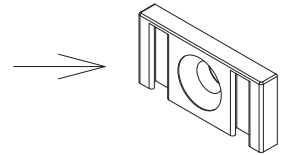
CARRINHO-GUIA OS SUPERIOR Nº. 3

ACESSÓRIOS ACCESSORIES ACCESSOIRES		
CÓDIGO CODE	DESIGNAÇÃO DESIGNATION NOMINATION	QUANTIDADE QUANTITY QUANTITÉ
212124	CONJUNTO TOPOS OS 27 OS 27 END-CAP KIT KIT D'EMBOUIT OS 27	2
210139	TOPO LATERAL SUP/INF Nº4 OS-V3 LAT. UPPER/LOWER Nº4 OS-V3 END-CAP EMBOUT LAT SUP/INF Nº4 OS-V3	2
205161	CARRINHO-GUIA OS SUPERIOR Nº3 UPPER-GUIDE ROLLING BEARING N3 ROULEAU-GUIDE SUPÉRIEUR N3	2

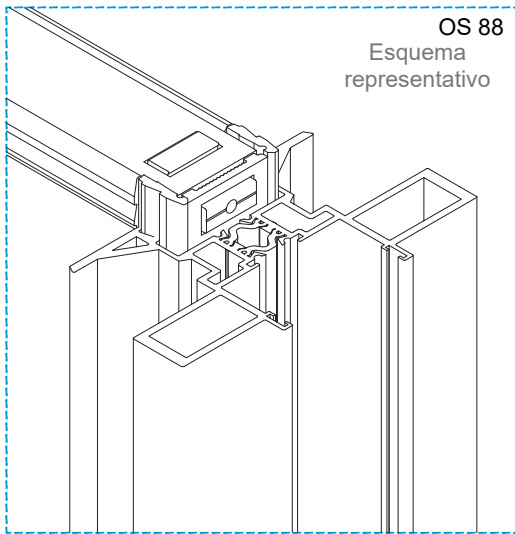
PORMENORES DE APLICAÇÃO E MONTAGEM DO CONJUNTO DE TOPOS OS 27
OS 27 END-CAP KIT APPLICATION AND ASSEMBLY DETAILS
DÉTAILS D'APPLICATION ET D'ASSEMBLAGE DU KIT D'EMBOUTS OS 27



- ① Aplicar | Apply | Appliquer:
Carrinho/guia superior OS Nº3
Upper-guide roller bearing OS Nº3
Rouleau-guide supérieur OS Nº3
- ② Aplicar | Apply | Appliquer:
Topo lateral Sup/Inf OS Nº4 OS-V3
Upper/lower lateral end-cap OS Nº4-V3
Embout latérale sup/inf OS Nº4-V3
- ③ Aplicar | Apply | Appliquer:
Conjunto Topos para OS 27
OS 27 end-cap kit
Kit d'embouts pour OS 27
2A-Topo superior - para OS 14|24|34
Upper end-cap - for OS 14|24|34
Embout supérieur - pour OS 14|24|34

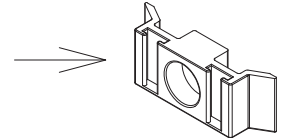


PORMENORES DE APLICAÇÃO E MONTAGEM DO CONJUNTO DE TOPOS OS 27
OS 27 END-CAP KIT APPLICATION AND ASSEMBLY DETAILS
DÉTAILS D'APPLICATION ET D'ASSEMBLAGE DU KIT D'EMBOUTS OS 27

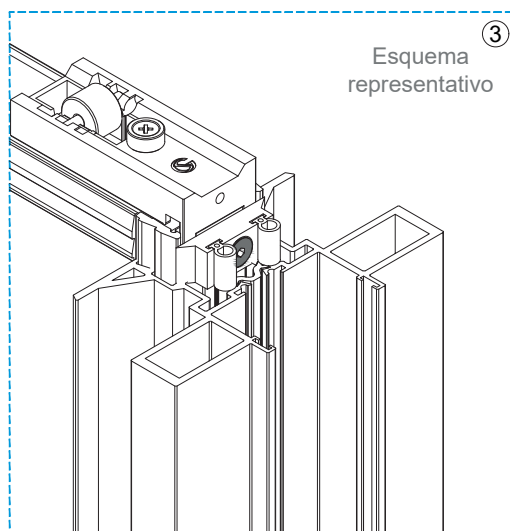
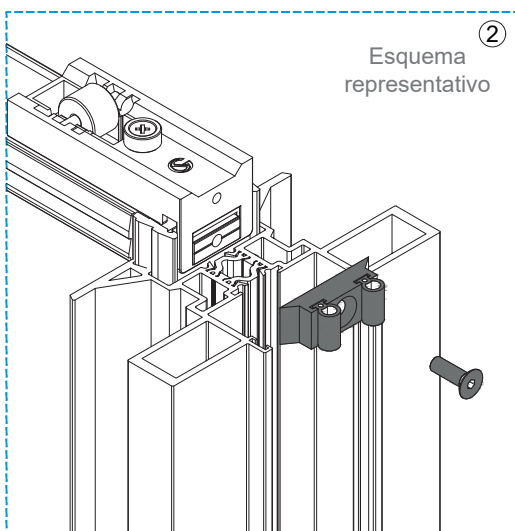
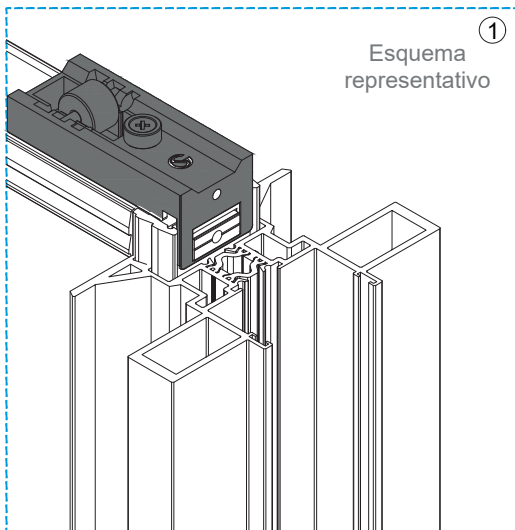


① Aplicar | Apply | Appliquer:
Carrinho/guia superior OS Nº3
Upper-guide roller bearing OS Nº3
Rouleau-guide supérieur OS Nº3

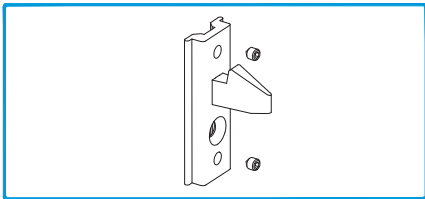
② Aplicar | Apply | Appliquer:
Conjunto Topos para OS 27
OS 27 end-cap kit
Kit d'embouts pour OS 27
2B-Topo superior - para OS 88
Upper end-cap - for OS 88
Embout supérieur - pour OS 88



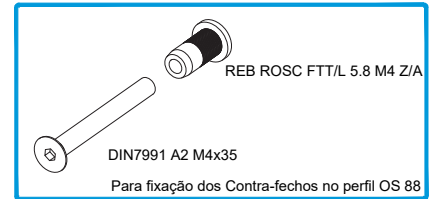
③ Aplicar | Apply | Appliquer:
Parafuso DIN 7991 M5x10 (Não incluído no kit)
Screw DIN 7991 M5x10 (Not included in kit)
Vis DIN 7991 M5x10 (Non inclus dans le kit)



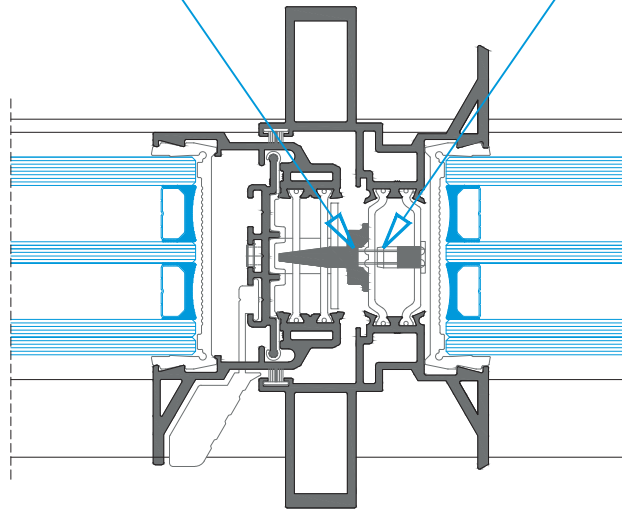
POSICIONAMENTO E FIXAÇÃO DOS CONTRA-FECHOS NO PERFIL OS 88
COUNTER-LOCKINGS POSITIONING AND FIXING ON OS 88 PROFILE
POSITIONNEMENT ET FIXATION DES CONTRE-FERMETURES DANS LE PROFILÉ OS 88



202312 CONTRA-FECHO OS - INOX 316L

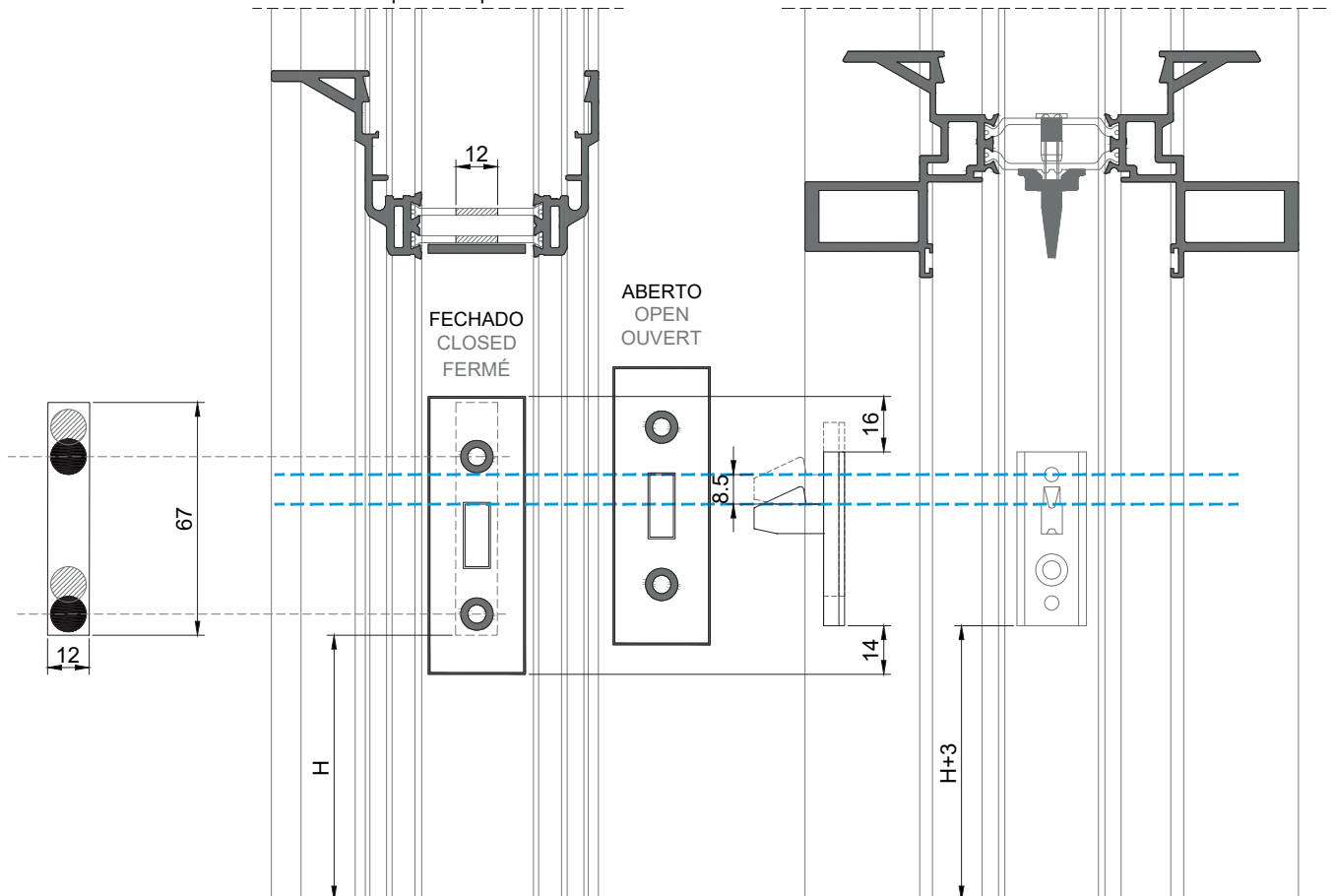


212017 CONJ. FIXAÇÃO FERRAGEM MULTI-PONTO
DIN7991 A2 M4x35
REB ROSC FTT/L 5.8 M4 Z/A
Para fixação dos Contra-fechos no perfil OS 88



OS 14 | OS 24 | OS 34

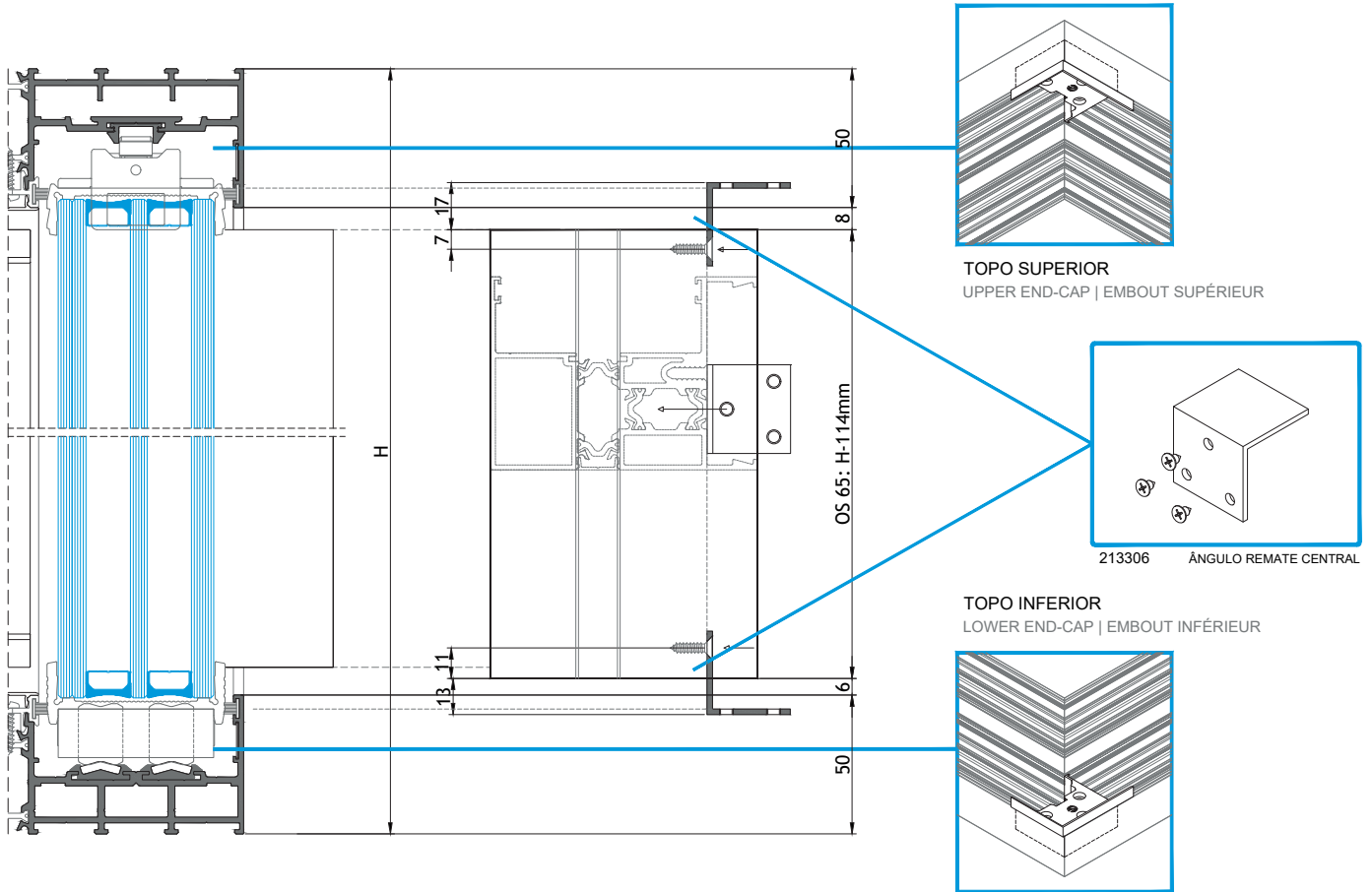
OS 88



MEDIDA DE CORTE DO PERFIL DE CANTO 90° OS 65 - SOLEIRA NORMAL

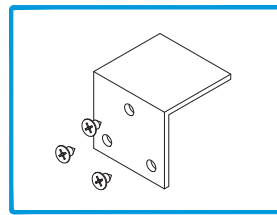
OS 65 90° CORNER PROFILE CUTTING MEASURE - NORMAL SILL

MESURE DE COUPE DU PROFILÉ D'ANGLE 90° OS 65 - SEUIL NORMAL



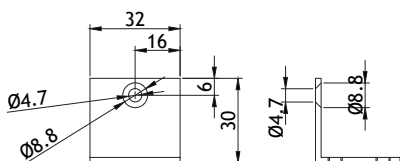
IMPORTANTE | IMPORTANT | IMPORTANT:

- 1) A cantoneira embutida no vidro não deverá ser aplicada nesta tipologia de modo a permitir aplicar os ângulos de remate central.
The angle bracket shall not be built-in in the glass in order to allow the central angles to be applied.
Le support angle ne doit pas être intégré dans le verre pour permettre l'application des angles centraux.

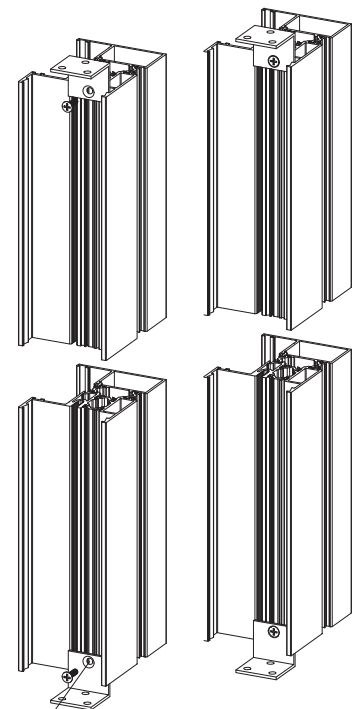
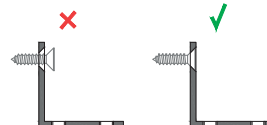


213306 ÂNGULO REMATE CENTRAL

- 2) O furo escareado tem de permitir que o parafuso fique a facear com a cantoneira.
The drilled hole must allow the screw to align with the angle bracket.
Le trous fraisés doivent permettre à la vis de rester à la même face que la cornière.



DIN 7982 A2 4,2 x 19

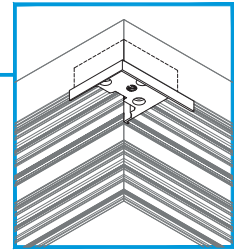
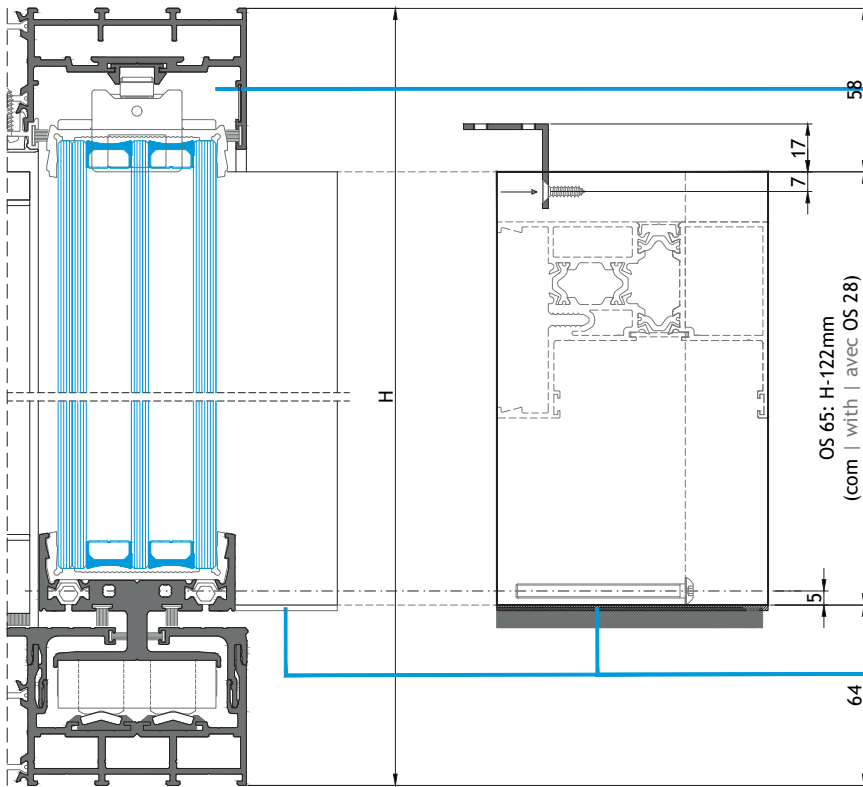


Abrir furo escareado na cantoneira
Open a drilled hole in the angle bracket
Ouvrir un trou fraisé dans la cornière

MEDIDA DE CORTE DO PERFIL DE CANTO 90° OS 65 - SOLEIRA OCULTA

OS 65 90° CORNER PROFILE CUTTING MEASURE - CONCEALED SILL

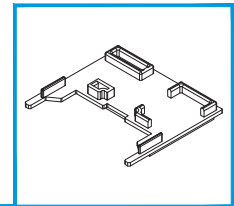
MESURE DE COUPE DU PROFILÉ D'ANGLE 90° OS 65 - SEUIL CACHÉ



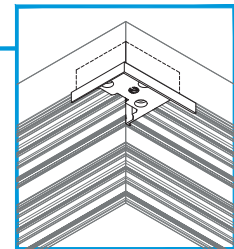
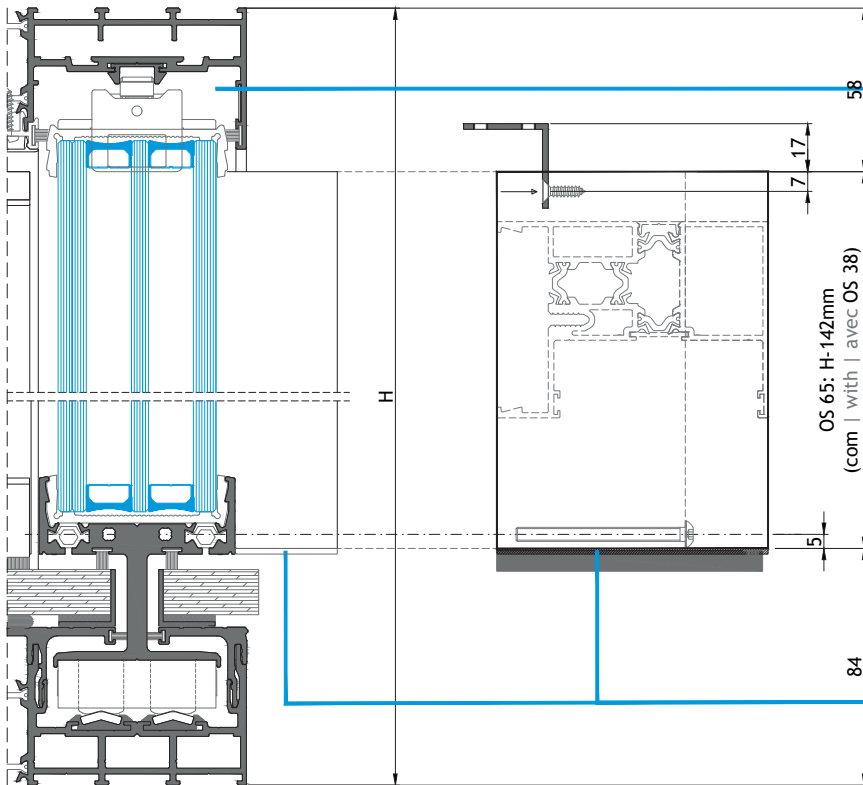
TOPO SUPERIOR | UPPER END-CAP | EMBOUT SUPÉRIEUR
REF 212075

Nesta tipologia, usar apenas um dos topos na parte superior
 For this typology, use only one of the end-caps on the top
 Dans ce typologie, utilisez uniquement l'un des embouts en dessus!

TOPO INFERIOR | LOWER END-CAP | EMBOUT INFÉRIEUR
REF 210236



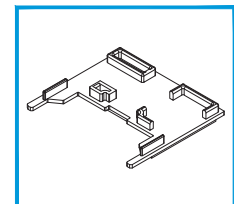
Este topo deverá ser colado ao perfil OS 65
 This end-cap must be glued to the profile OS 65
 Ce embout doit être collé au profilé OS 65



TOPO SUPERIOR | UPPER END-CAP | EMBOUT SUPÉRIEUR
REF 212075

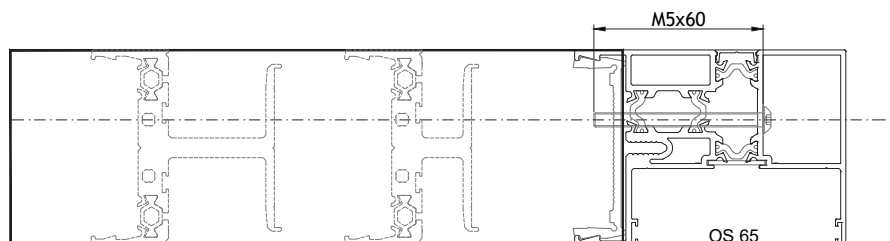
Nesta tipologia, usar apenas um dos topos na parte superior
 For this typology, use only one of the end-caps on the top
 Dans ce typologie, utilisez uniquement l'un des embouts en dessus!

TOPO INFERIOR | LOWER END-CAP | EMBOUT INFÉRIEUR
REF 210236



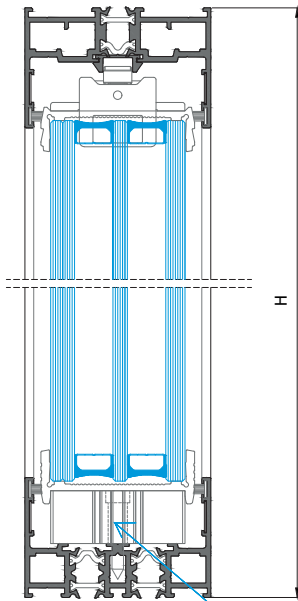
Este topo deverá ser colado ao perfil OS 65
 This end-cap must be glued to the profile OS 65
 Ce embout doit être collé au profilé OS 65

Fixação do perfil OS 65 ao perfil móvel OS 28 / 38
 OS 65 profile and OS 28 / 38 fixation
 Fixation du profilé OS 65 avec profilé mobile OS 28 / 38

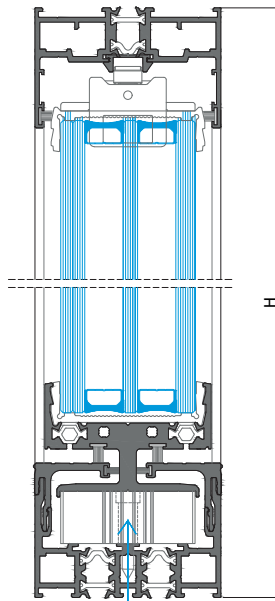


JANELA DE CORRER 2 FOLHAS + FIXO EM CANTO 90°
2 LEAVES SLIDING WINDOW + FIXED IN 90° CORNER
FENÊTRE COULISSANT 2VANTAUX EN ANGLE 90°

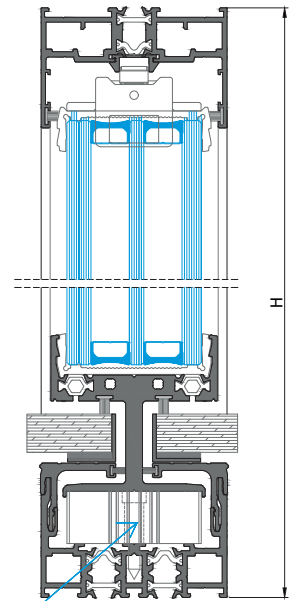
Soleira Tradicional | Classic sill | Seuil classique



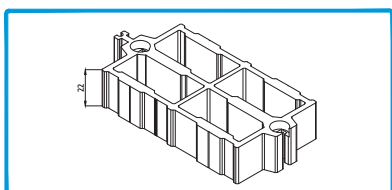
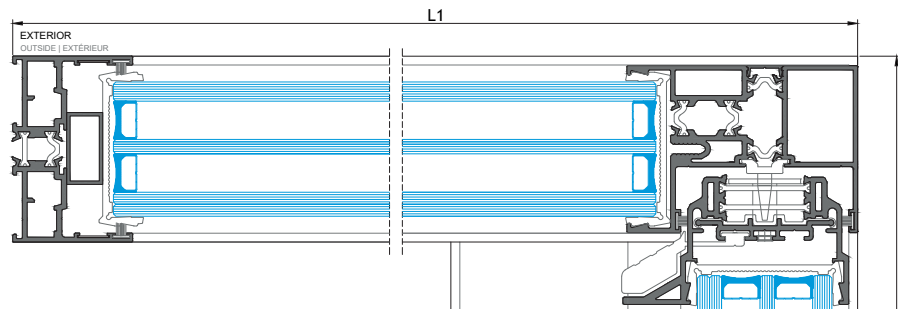
Soleira Oculta com perfil OS 28 | Concealed sill with profile OS 28 | Seuil caché avec profile OS 28



Soleira Oculta com perfil OS 38 | Concealed sill with profile OS 38 | Seuil caché avec profile OS 38

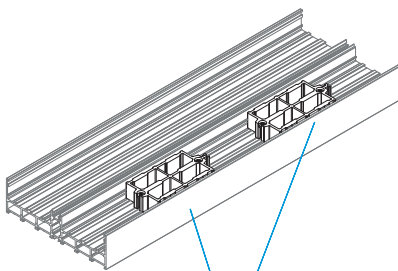


IMPORTANTE | IMPORTANT | IMPORTANT:
NÃO APLICAR GUIA OS 801 E VD 2060
DO NOT APPLY OS 801 GUIDE AND VD 2060
PAS APPLIQUER GUIDE OS 801 ET VD 2060

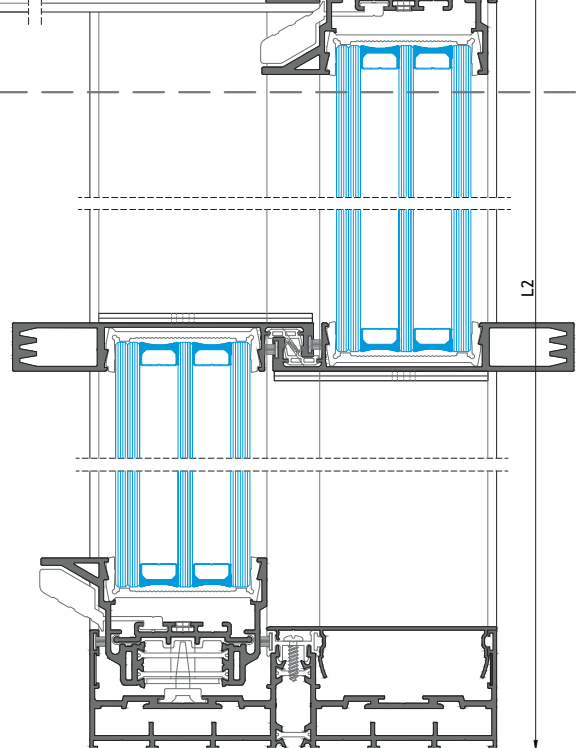


218135

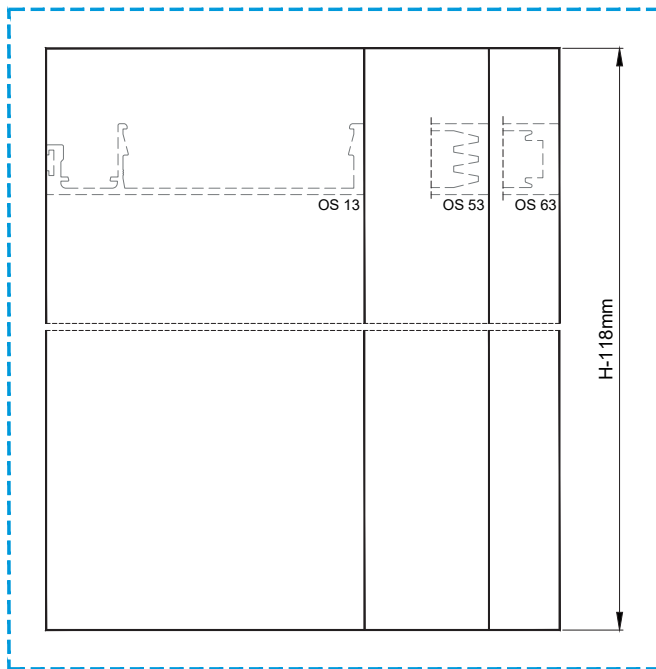
CALÇO FIXO OS-Triple



Fixar com parafusos DIN7981 4,8x32 A2 (Não incluídos)
Fix with screws DIN7981 4,8x32 A2 (Not included)
Fixer avec des vis DIN7981 4,8x32 A2 (Non inclus)

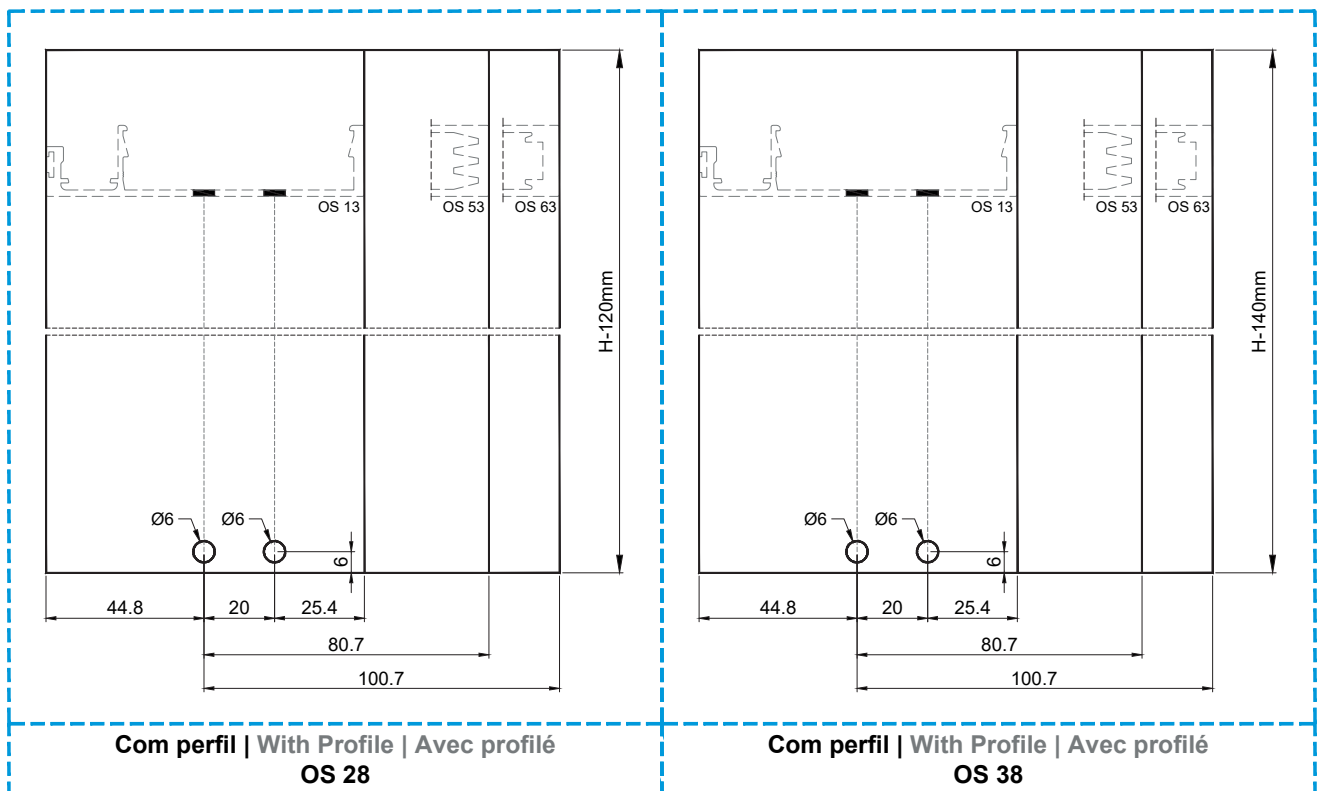


CORTE E MAQUINAÇÃO DOS PERFIS CENTRAIS OS 13/53/63 - SOLEIRA TRADICIONAL
CUTTING AND MACHINING FOR CENTRAL PROFILES OS 13/53/63 - CLASSIC SILL
COUPE ET USINAGE POUR PROFILÉS CENTRAUX OS 13/53/63 - SEUIL CLASSIQUE



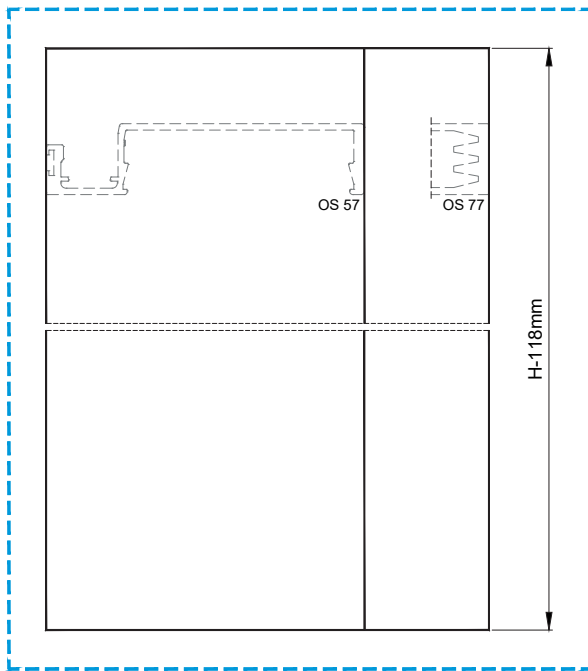
Perfis centrais sem mecanizações
Central profiles without machining
Profils centraux sans usinage

CORTE E MAQUINAÇÃO DOS PERFIS CENTRAIS OS 13/53/63 - SOLEIRA OCULTA
CUTTING AND MACHINING FOR CENTRAL PROFILES OS 13/53/63 - CONCEALED SILL
COUPE ET USINAGE POUR PROFILÉS CENTRAUX OS 13/53/63 - SEUIL CACHÉ



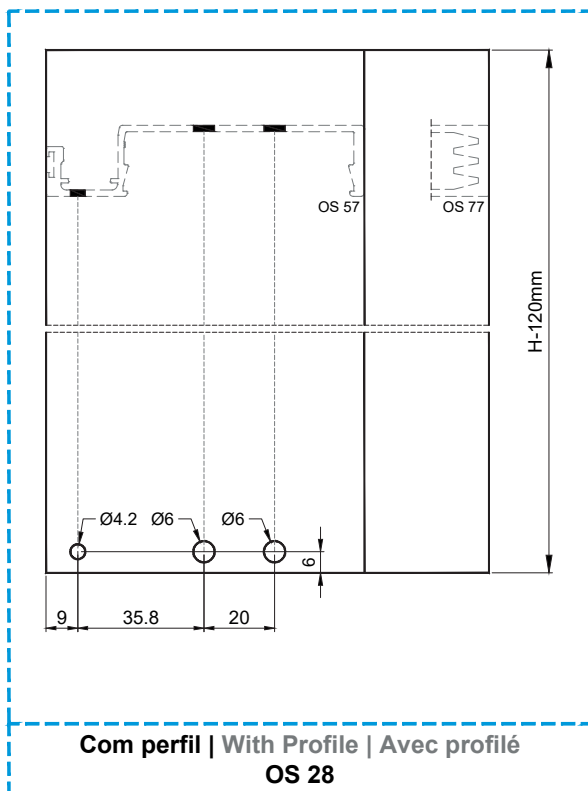
Furação **não** realizada no Cortante
Drilling **not** performed on Punching tool
Forage **non** réalisée dans le Poinçon

CORTE E MAQUINAÇÃO DOS PERFIS CENTRAIS OS 57/77 - SOLEIRA TRADICIONAL
CUTTING AND MACHINING FOR CENTRAL PROFILES OS 57/77 - CLASSIC SILL
COUPE ET USINAGE POUR PROFILÉS CENTRAUX OS 57/77 - SEUIL CLASSIQUE

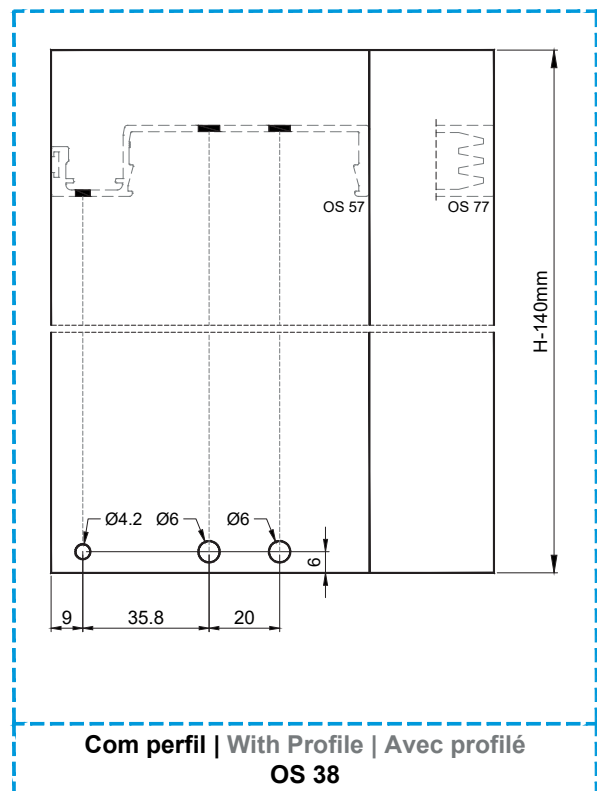


Perfis centrais sem mecanizações
Central profiles without machining
Profils centraux sans usinage

CORTE E MAQUINAÇÃO DOS PERFIS CENTRAIS OS 57/77 - SOLEIRA OCULTA
CUTTING AND MACHINING FOR CENTRAL PROFILES OS 57/77 - CONCEALED SILL
COUPE ET USINAGE POUR PROFILÉS CENTRAUX OS 57/77 - SEUIL CACHÉ



Com perfil | With Profile | Avec profilé
OS 28



Com perfil | With Profile | Avec profilé
OS 38

Furação **não** realizada no Cortante
Drilling **not** performed on Punching tool
Forage **non** réalisée dans le Poinçon

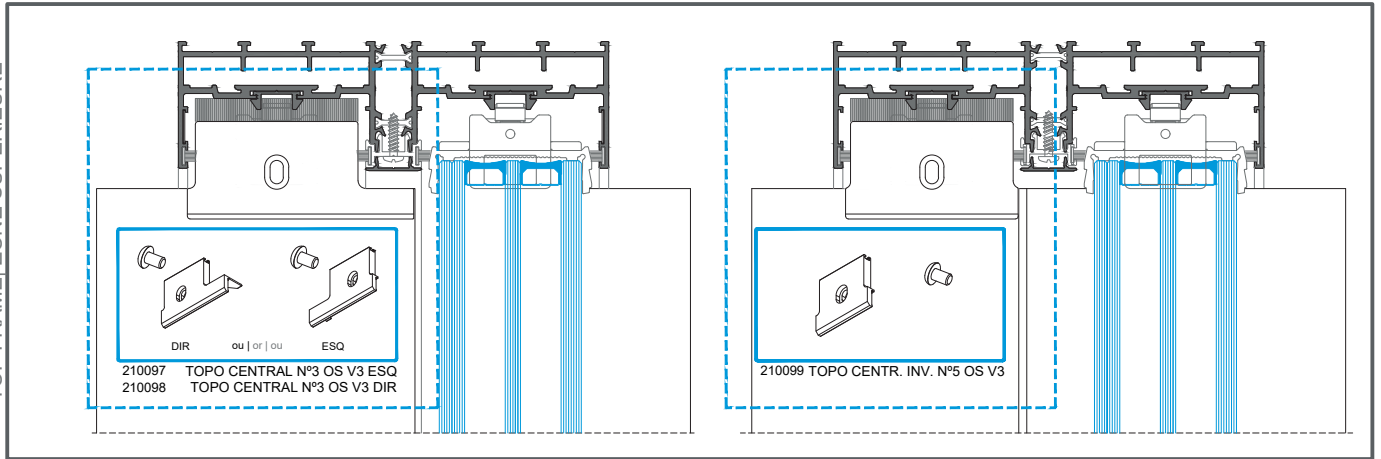
APLICAÇÃO DOS TOPOS CENTRAIS

CENTRAL END-CAPS APPLICATION | APPLICATION D'EMBOUTS CENTRAUX

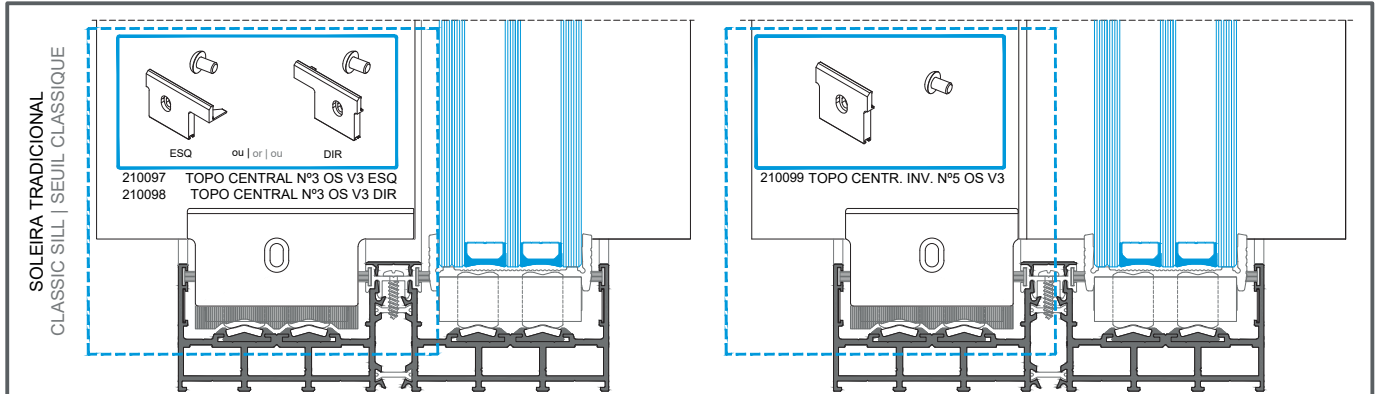
Para os perfis | For profiles | Pour profilés
OS 13 / OS 53 / OS 63

Para os perfis | For profiles | Pour profilés
OS 57 / OS 77

ZONA SUPERIOR
TOP FRAME | ZONE SUPÉRIEURE

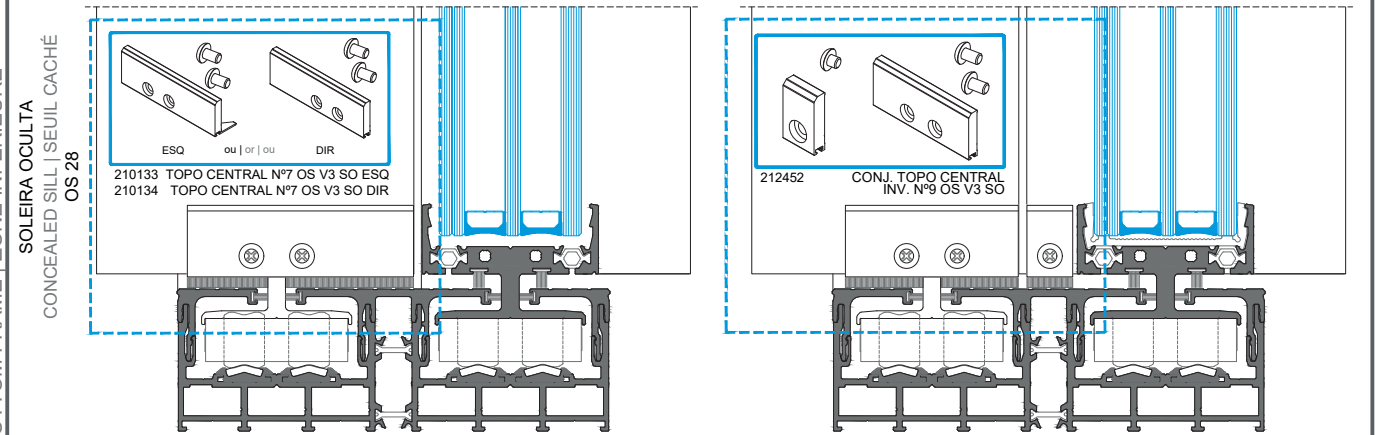


SOLEIRA TRADICIONAL
CLASSIC SILL | SEUIL CLASSIQUE

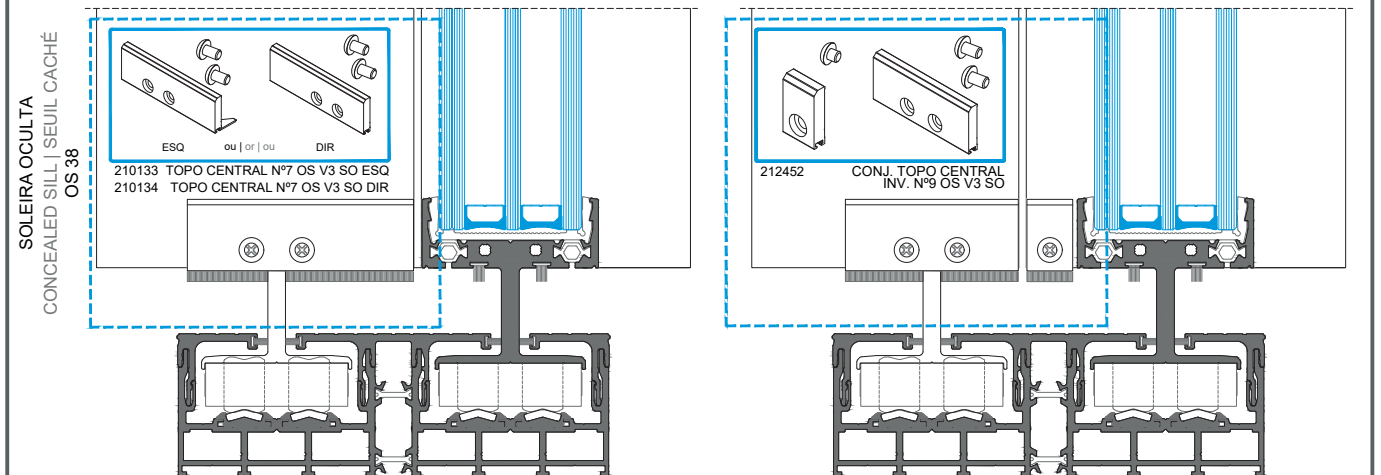


ZONA INFERIOR
BOTTOM FRAME | ZONE INFÉRIEURE

SOLEIRA OCULTA
CONCEALED SILL | SEUIL CACHÉ
OS 28

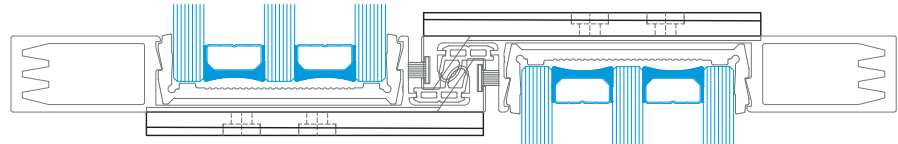
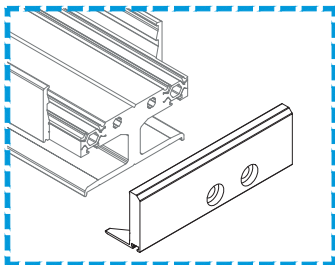
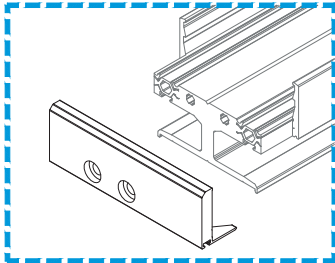
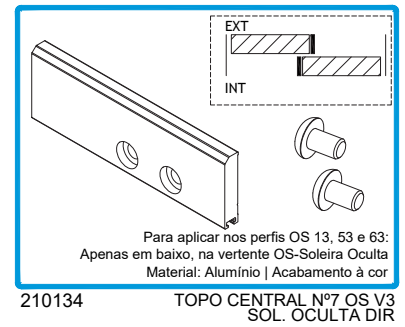
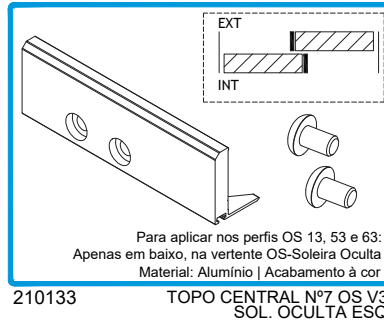


SOLEIRA OCULTA
CONCEALED SILL | SEUIL CACHÉ
OS 38

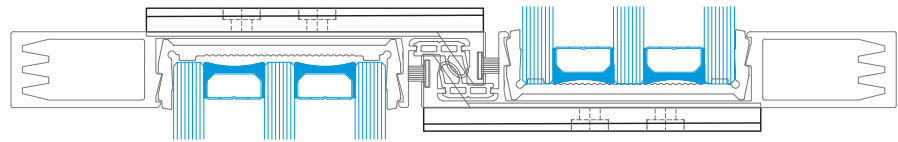


APLICAÇÃO DE TOPOS CENTRAIS
OS CENTRAL END-CAPS APPLICATION
APPLICATION D'EMBOUITS CENTRAUX

- **PERFIS OS 13 / OS 53 / OS 63**
PROFILES OS 13 / OS 53 / OS 63
PROFILÉS OS 13 / OS 53 / OS 63



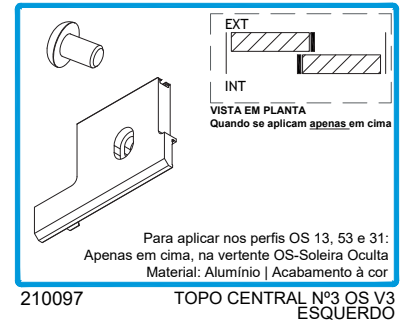
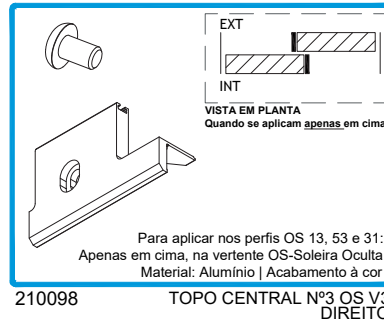
TOPOS INFERIORES ESQUERDOS - PARAFUSO À ESQUERDA
LEFT BOTTOM END-CAPS - SCREW ON THE LEFT
EMBOUITS INFÉRIEURES GAUCHES - VIS À GAUCHE



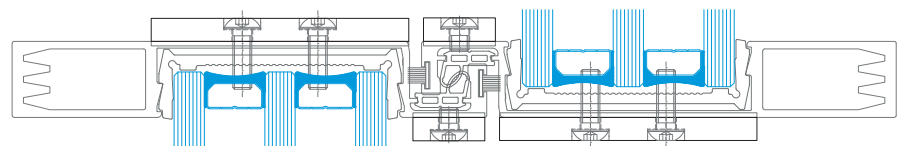
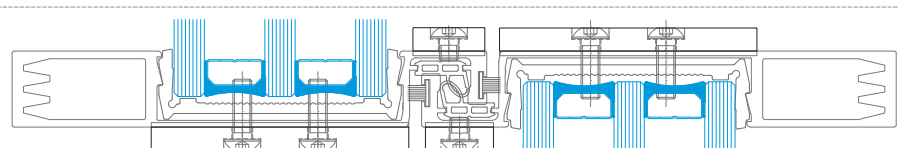
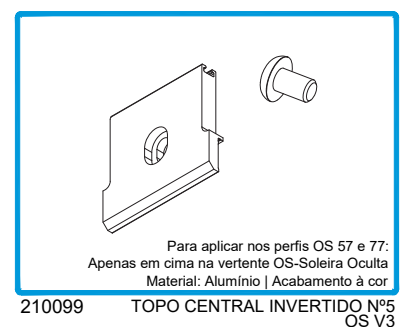
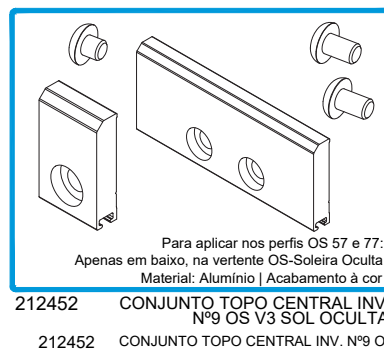
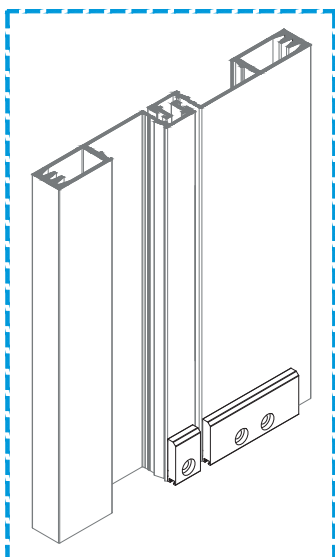
TOPOS INFERIORES DIREITOS - PARAFUSO À DIREITA
RIGHT BOTTOM END-CAPS - SCREW ON THE RIGHT
EMBOUITS INFÉRIEURES DROITES - VIS À DROITE

VISTA EM PLANTA
PLAN VIEW | VUE EN PLAN

Os topos superiores serão sempre do lado contrário dos inferiores.
The upper end-caps will always be on the opposite side of the bottom ones.
Les embouts supérieurs seront toujours du côté opposé des inférieures.



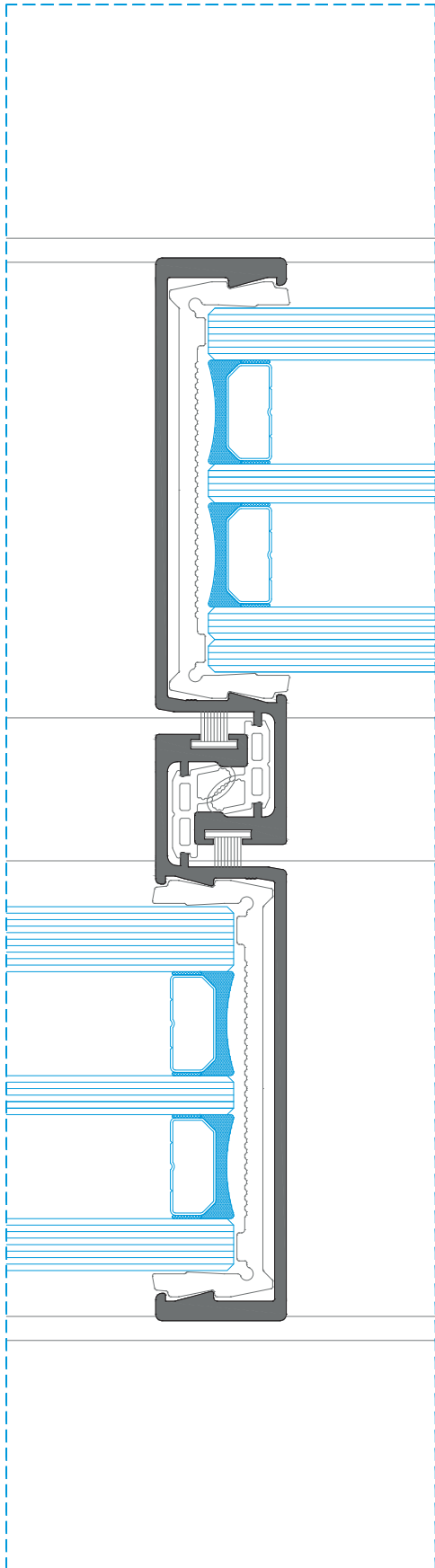
- **PERFIS OS 17 / OS 67**
PROFILES OS 17 / OS 67
PROFILÉS OS 17 / OS 67



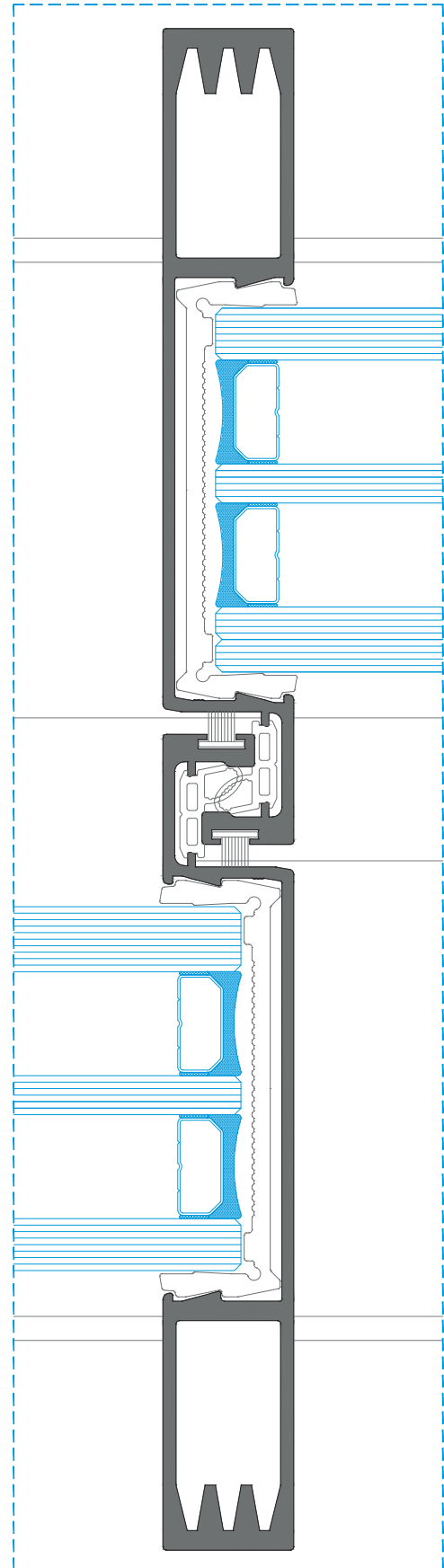
VISTA EM PLANTA
PLAN VIEW | VUE EN PLAN

PORMENORES DE MONTAGEM DOS PERFIS OS 57 E OS 77
OS 57 AND OS 77 PROFILES ASSEMBLY DETAILS
DÉTAILS D'ASSEMBLAGE DES PROFILÉS OS 57 ET OS 77

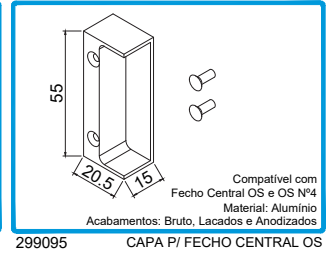
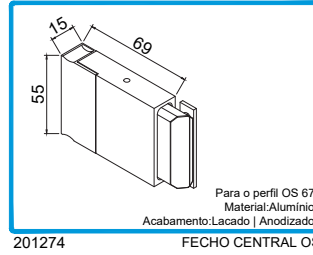
OS 57



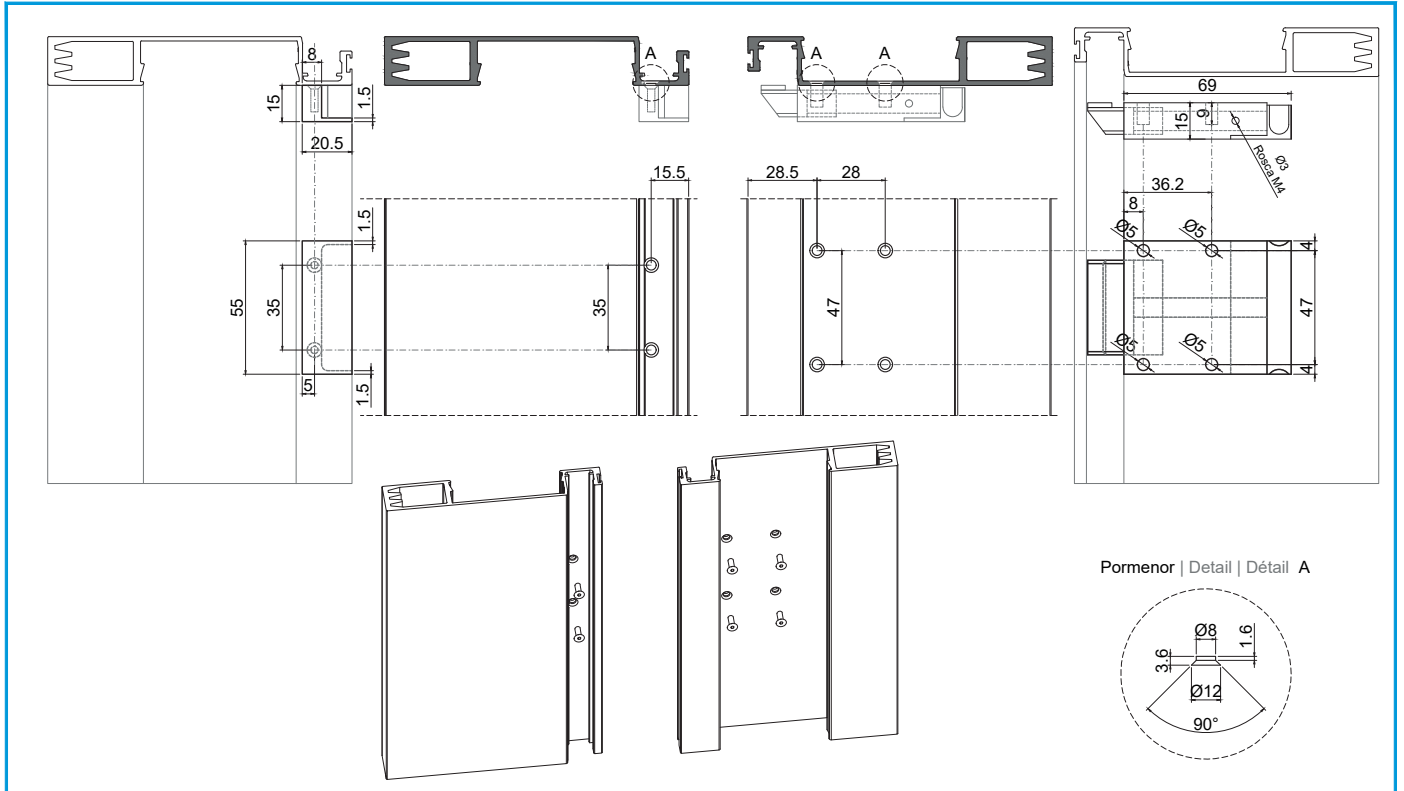
OS 77



PORMENORES DE MONTAGEM DO FECHO CENTRAL OS
CENTRAL LOCK OS ASSEMBLY DETAIL
DÉTAIL D'ASSEMBLAGE DE SERRURE CENTRAL OS



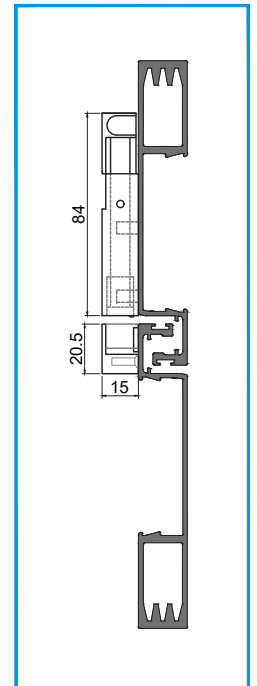
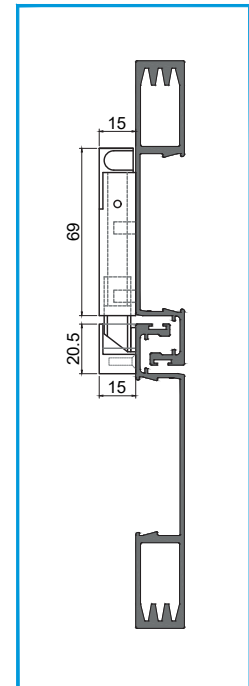
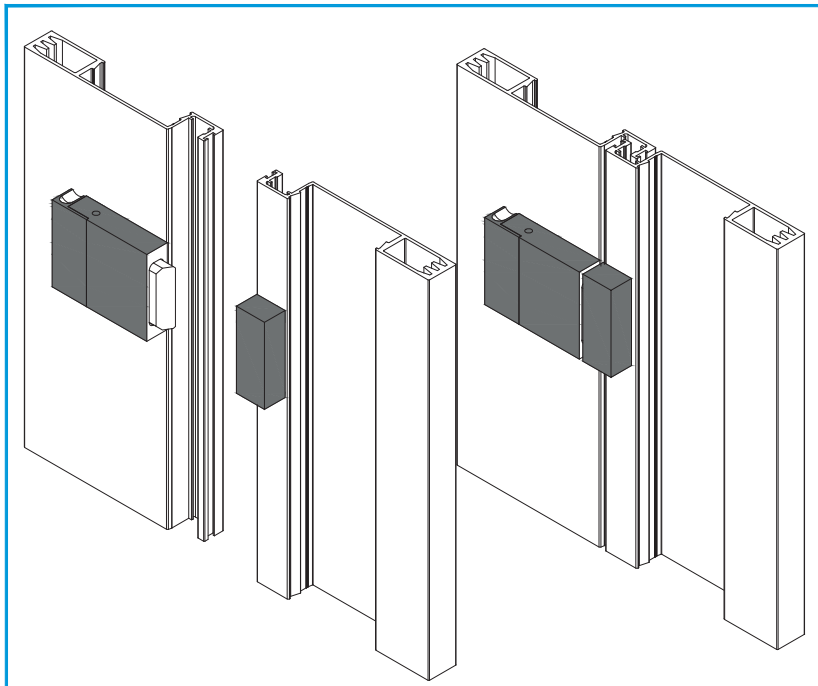
Maquinações no perfil OS 77
Machining on OS 77 profile
Usinage sur le profilé OS 77



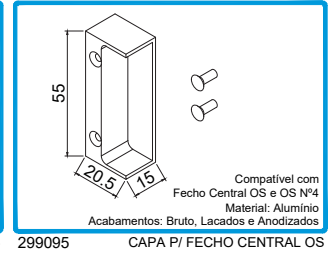
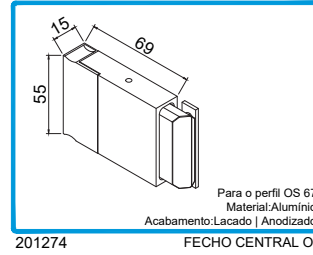
Pormenor de montagem no perfil OS 77
Assembly detail on OS 77 profile
Détail d'assemblage sur le profilé OS 77

Fecho central OS - FECHADO
Central lock OS - CLOSED
Serrure central OS - FERMÉ

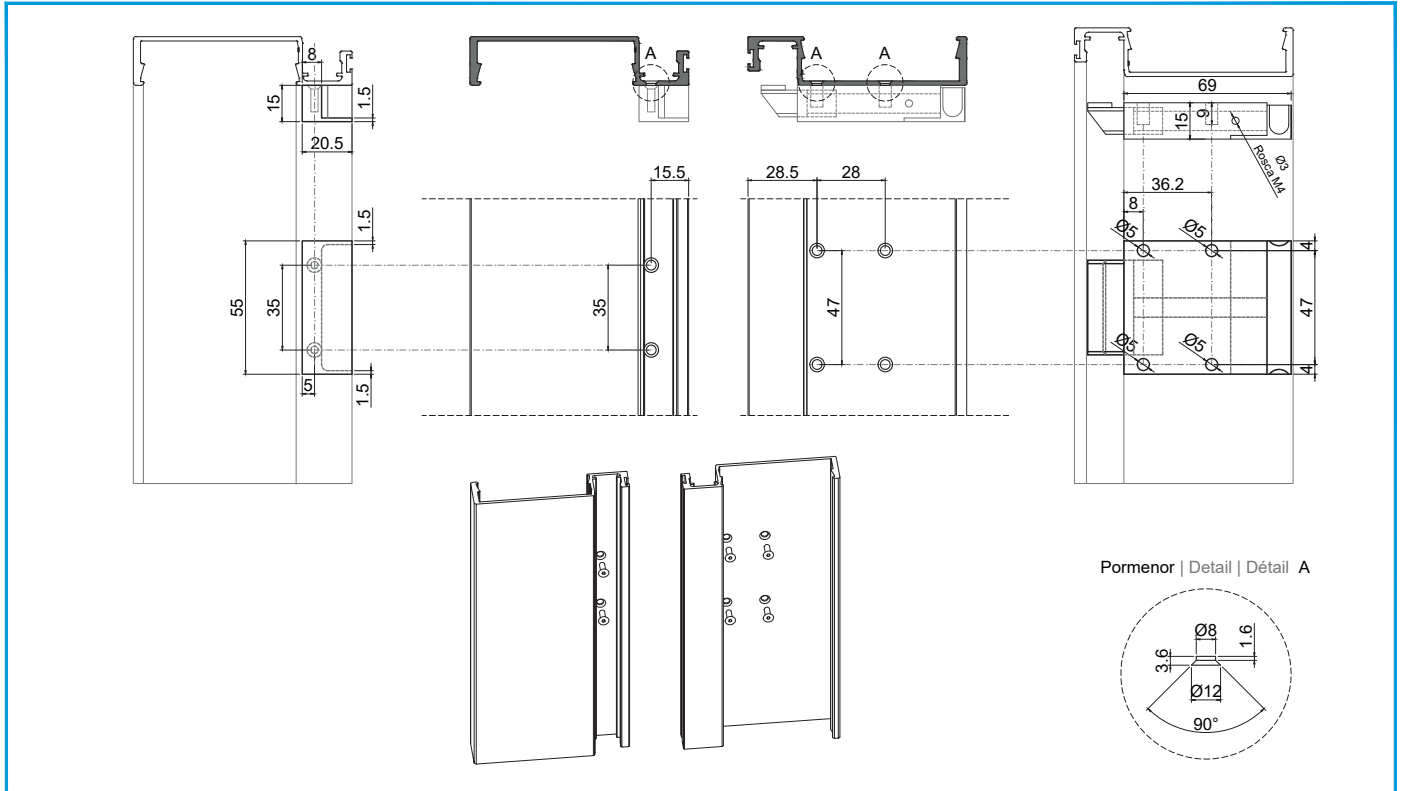
Fecho central OS - ABERTO
Central lock OS - OPEN
Serrure central OS - OUVERT



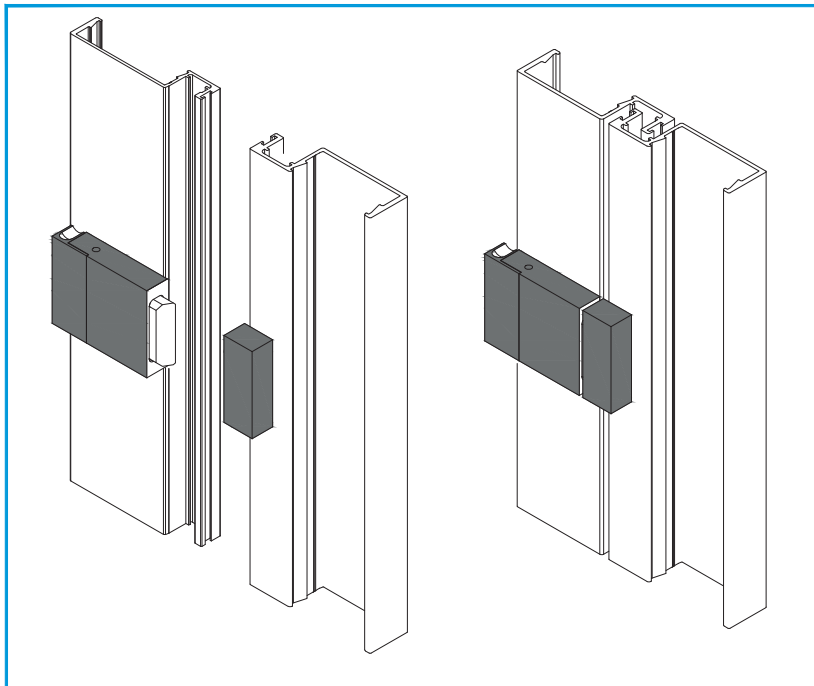
PORMENORES DE MONTAGEM DO FECHO CENTRAL OS
CENTRAL LOCK OS ASSEMBLY DETAIL
DÉTAIL D'ASSEMBLAGE DE SERRURE CENTRAL OS



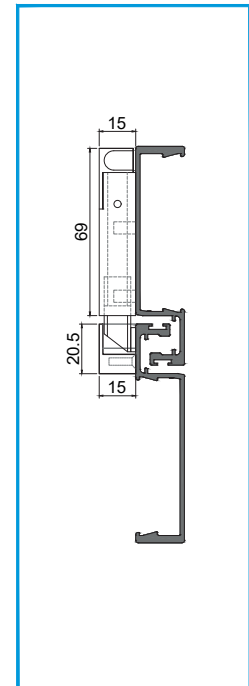
Maquinações no perfil OS 57
Machining on OS 57 profile
Usinage sur le profilé OS 57



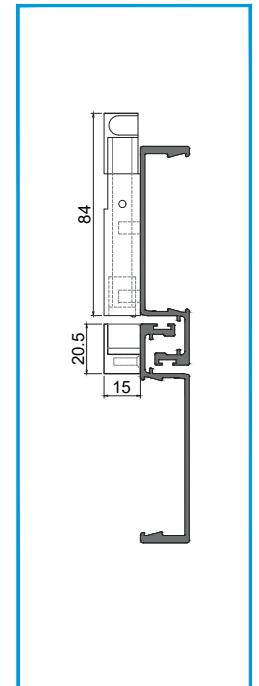
Pormenor de montagem no perfil OS 57
Assembly detail on OS 57 profile
Détail d'assemblage sur le profilé OS 57



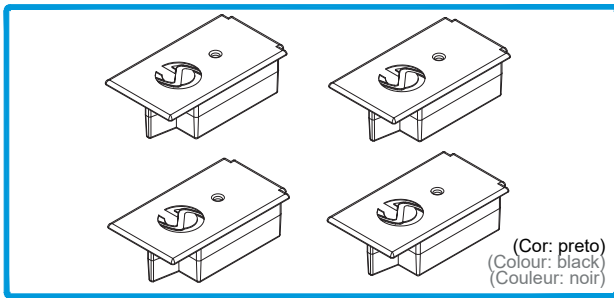
Fecho central OS - FECHADO
Central lock OS - CLOSED
Serrure central OS - FERMÉ



Fecho central OS - ABERTO
Central lock OS - OPEN
Serrure central OS - OUVERT



APLICAÇÃO DE TOPOS NOS PERFIS OS 53 E OS 77
END-CAPS APPLICATION ON OS 53 AND OS 77 PROFILES
APPLICATION DES EMBOUTS DANS LES PROFILÉS OS 53 ET OS 77

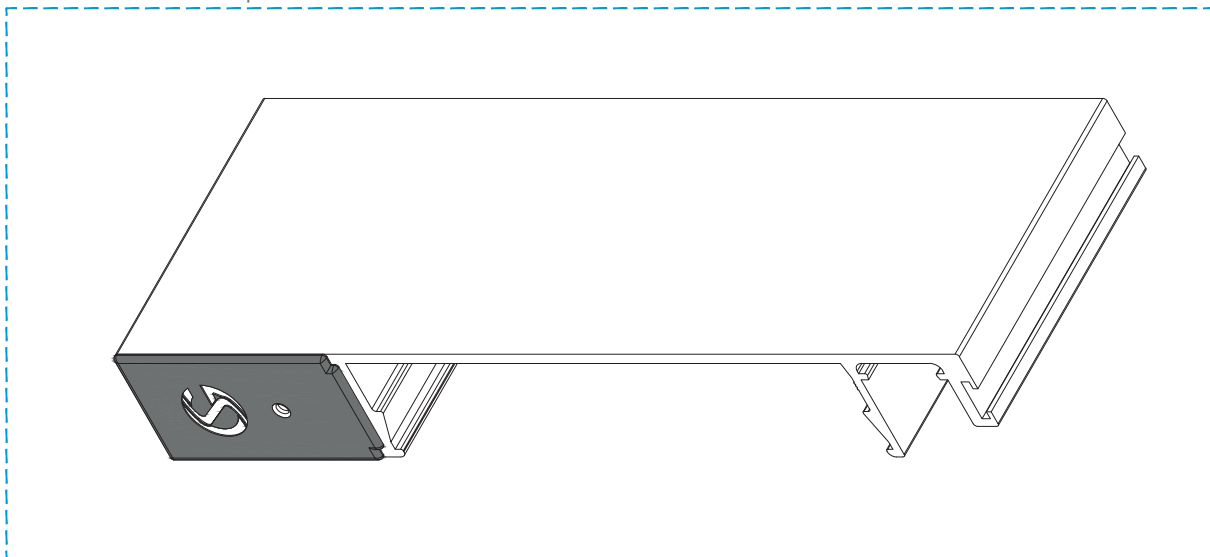


(Cor: preto)
(Colour: black)
(Couleur: noir)

212066

CONJUNTO TOPOS OS-61
OS 61 END-CAPS KIT
KIT D'EMBOUTS OS 61

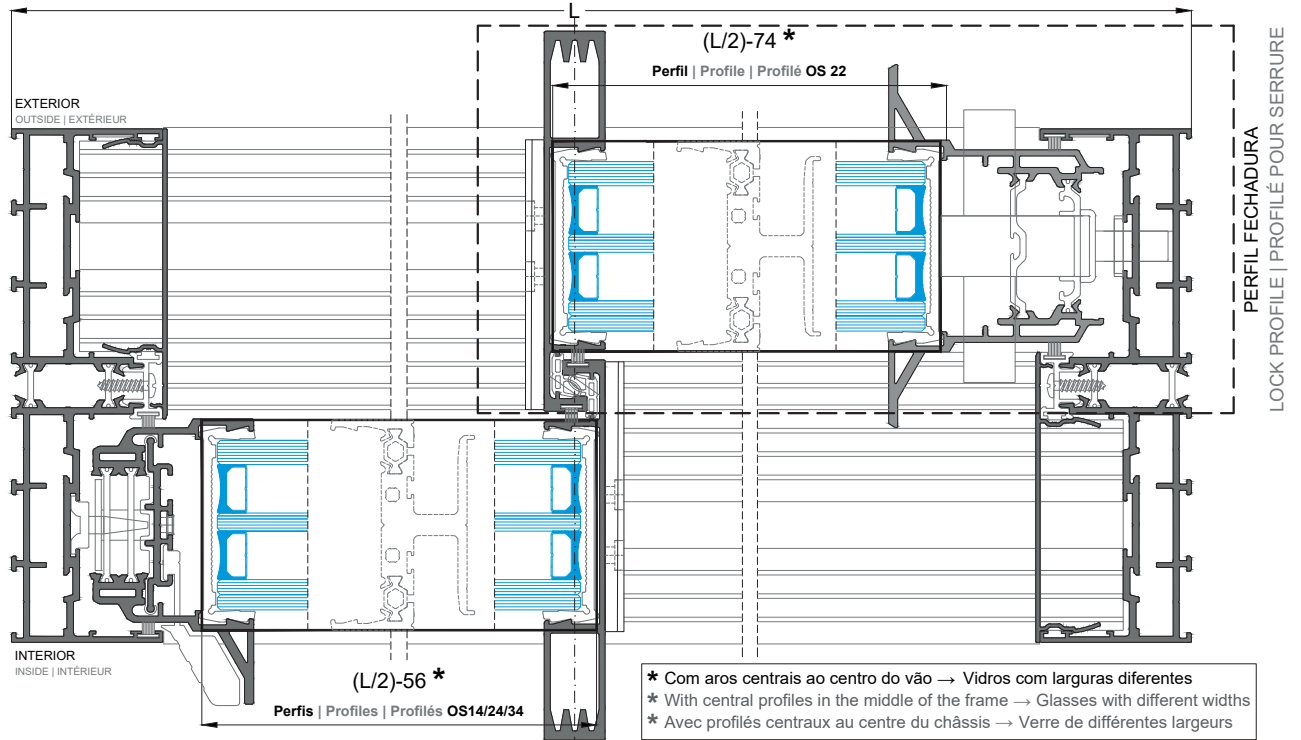
PORMENOR DE MONTAGEM
ASSEMBLY DETAIL | DÉTAIL D'ASSEMBLAGE



PORMENOR DE CORTE DOS PERFIS MÓVEIS INFERIORES OS28 / OS38 - Janela 2 folhas

CUTTING DETAIL FOR BOTTOM MOBILE PROFILES OS28 / OS38 - 2 Leaves window

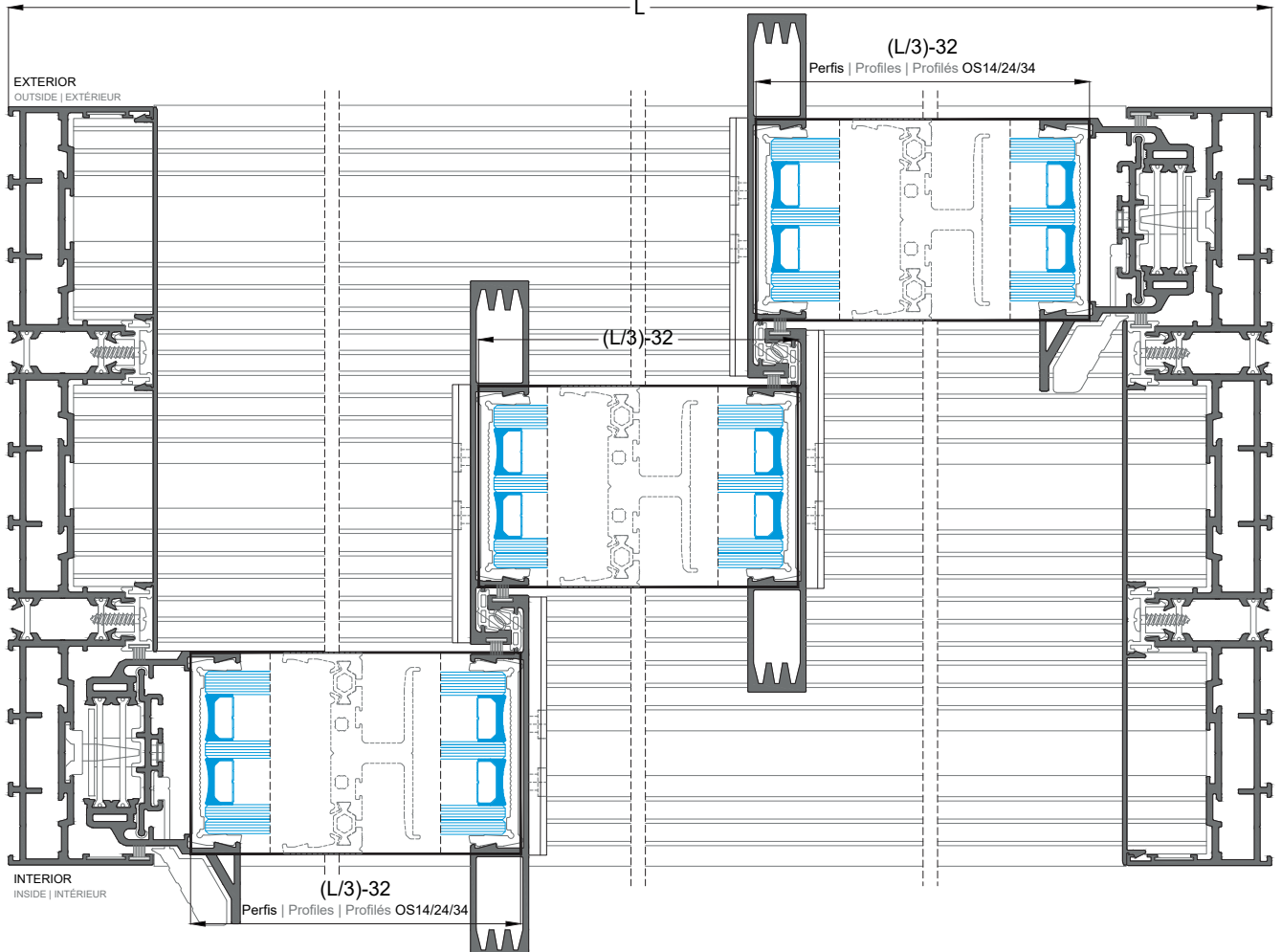
DÉTAIL DE COUPE POUR PROFILÉS MOBILES INFÉRIEURS OS28 / OS38 - Fenêtre 2 vantaux



PORMENOR DE CORTE PERFIS MÓVEIS INFERIORES OS28 / OS38 - Janela 3 folhas

CUTTING DETAIL FOR BOTTOM MOBILE PROFILES OS28 / OS38 - 3 Leaves window

DÉTAIL DE COUPE POUR PROFILÉS MOBILES INFÉRIEURS OS28 / OS38 - Fenêtre 3 vantaux



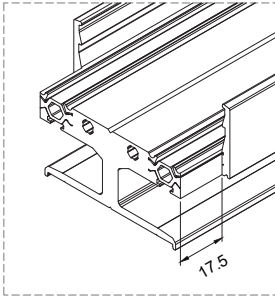
FRESAGENS PARA PERFIS MÓVEIS INFERIORES OS28 / OS38

MILLINGS FOR BOTTOM MOBILE PROFILES OS28 / OS38

USINAGES POUR PROFILÉS MOBILES INFÉRIEURS OS28 / OS38

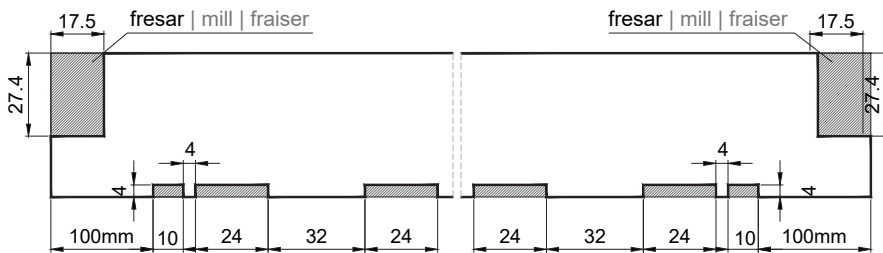
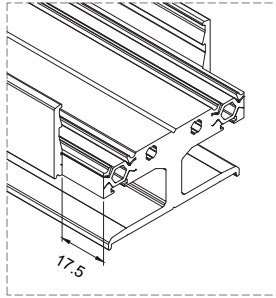
Ligação lateral

Lateral connection
 Connexion latérale



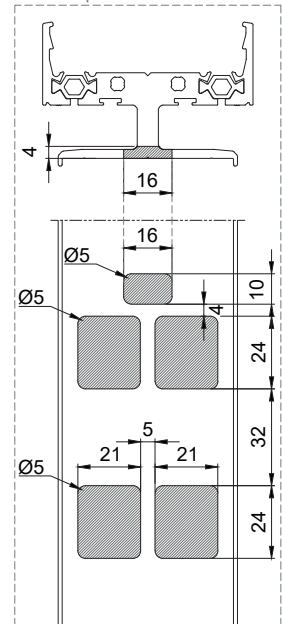
Ligação central

Central connection
 Connexion centrale



Canal para encaixe de carrinho

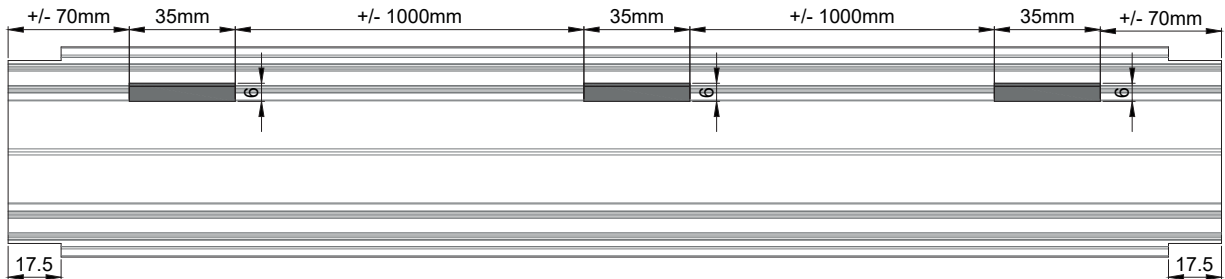
Channel to rolling bearing plug
 Chenal pour emboîte du rouleau



DRENAGENS PARA PERFIS MÓVEIS INFERIORES OS28 / OS38

DRAINAGE FOR BOTTOM MOBILE PROFILES OS28 / OS38

DRAINAGE POUR PROFILÉS MOBILES INFÉRIEURS OS28 / OS38

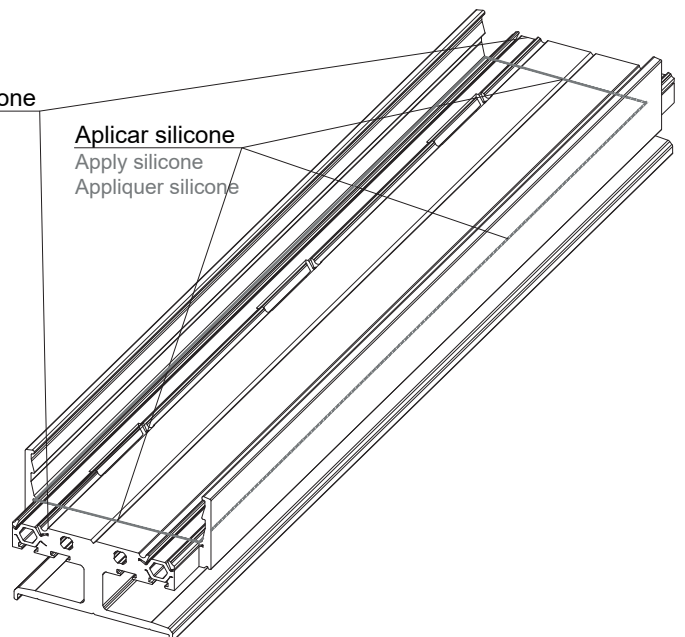
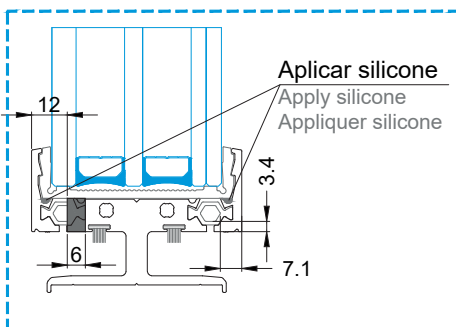


Selar extremidades com silicone

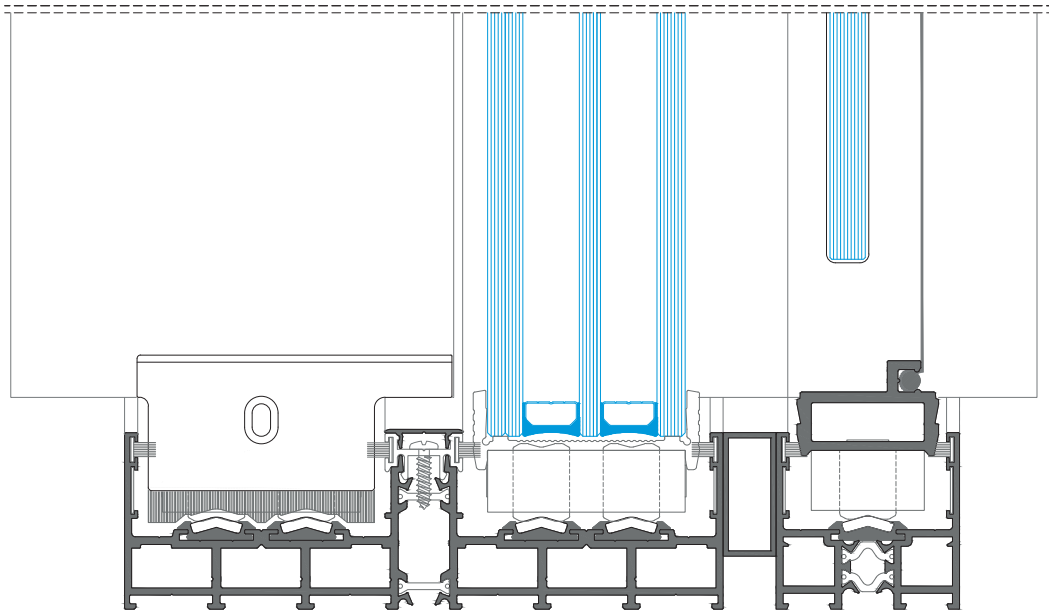
Seal ends with silicone
 Sceller l'extrémités avec silicone

Aplicar silicone

Apply silicone
 Appliquer silicone

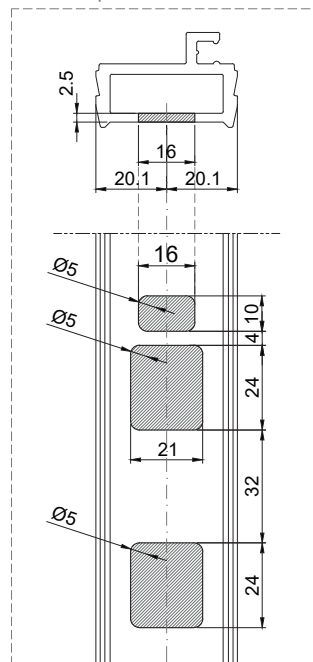


FRESAGENS PARA PERFIL DE MOSQUITEIRA OS 47
 MILLINGS FOR MOSQUITO NET PROFILE OS 47
 FRAISAGES POUR PROFILÉ MOUSTIQUAIRE OS 47

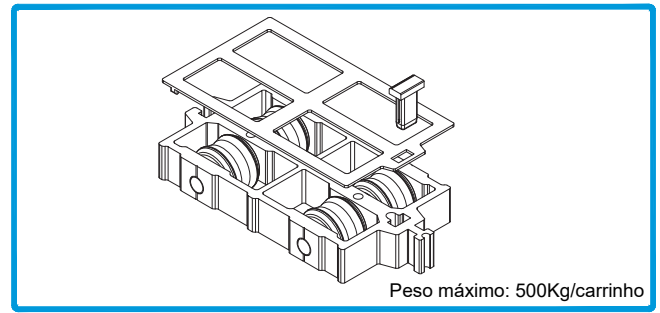


Canal para encaixe de carrinho

Channel to rolling bearing plug
 Chenal pour emboîte du rouleau



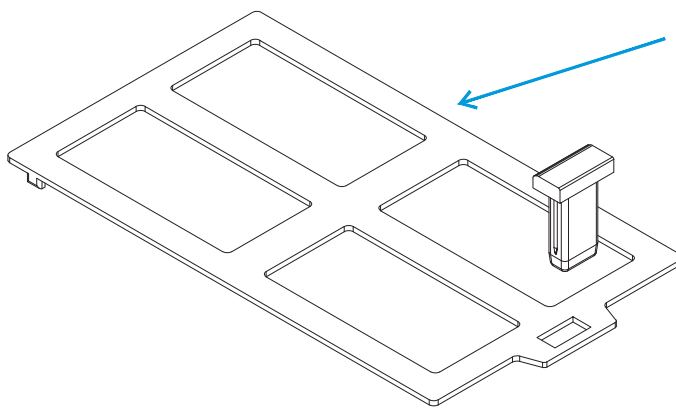
APLICAÇÃO DO CARRINHO OS Nº 6
OS Nº6 ROLLING BEARING APPLICATION
APPLICATION DU ROULEAU Nº 6



205164

Peso máximo: 500Kg/carrinho

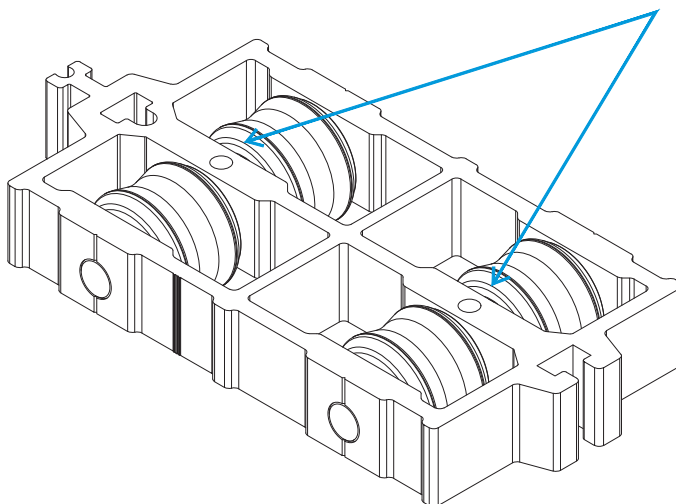
CARRINHO OS Nº6 (Triple V3)



Só se aplica o calço caso seja necessário proceder à afinação.

The shim is only applied if window regulation is necessary.

La cale est appliquée uniquement si la réglage de la fenêtre est nécessaire.



Os Carrinhos OS Nº6 têm de ser aplicados com os furos virados para cima.

A colocação dos Carrinhos OS com os furos voltados para baixo pode provocar o mau deslizamento e, consequentemente, o mau funcionamento da folha.

OS Nº6 Rolling Bearings must be applied with the holes facing up.

The placement of the rolling bearings with the holes facing down causes bad sliding and consequently leaf malfunctioning.

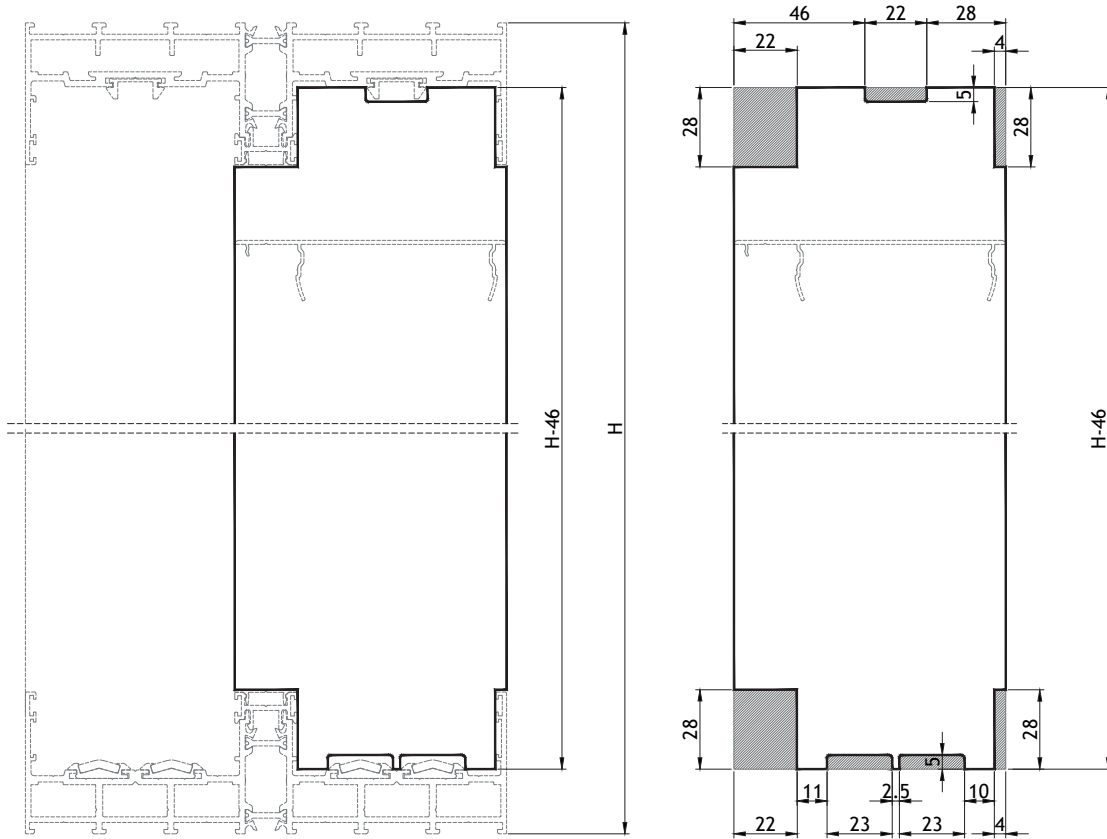
Rouleaux OS Nº6 doivent être appliqués avec les trous tourné vers le haut.

Le placement des rouleaux avec les trous tourné vers le bas entraîne des problèmes de glissement et, par conséquent, un mauvais fonctionnement du vantail.

MAQUINAÇÃO E FRESAGEM DO PERFIL OS 70 - SOLEIRA TRADICIONAL

OS 70 PROFILE MACHINING AND MILLING - CLASSIC SILL

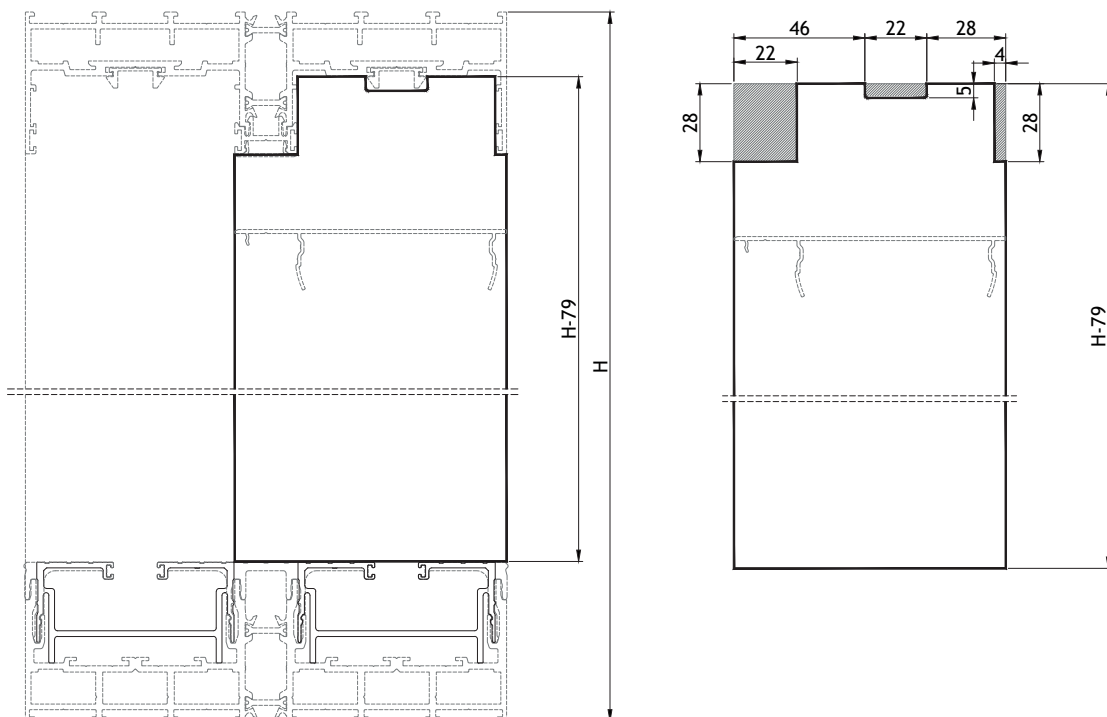
USINAGE ET FRAISAGE DU PROFILÉ OS 70 - SEUIL CLASSIQUE



MAQUINAÇÃO E FRESAGEM DO PERFIL OS 70 - SOLEIRA OCULTA

OS 70 PROFILE MACHINING AND MILLING - CONCEALED SILL

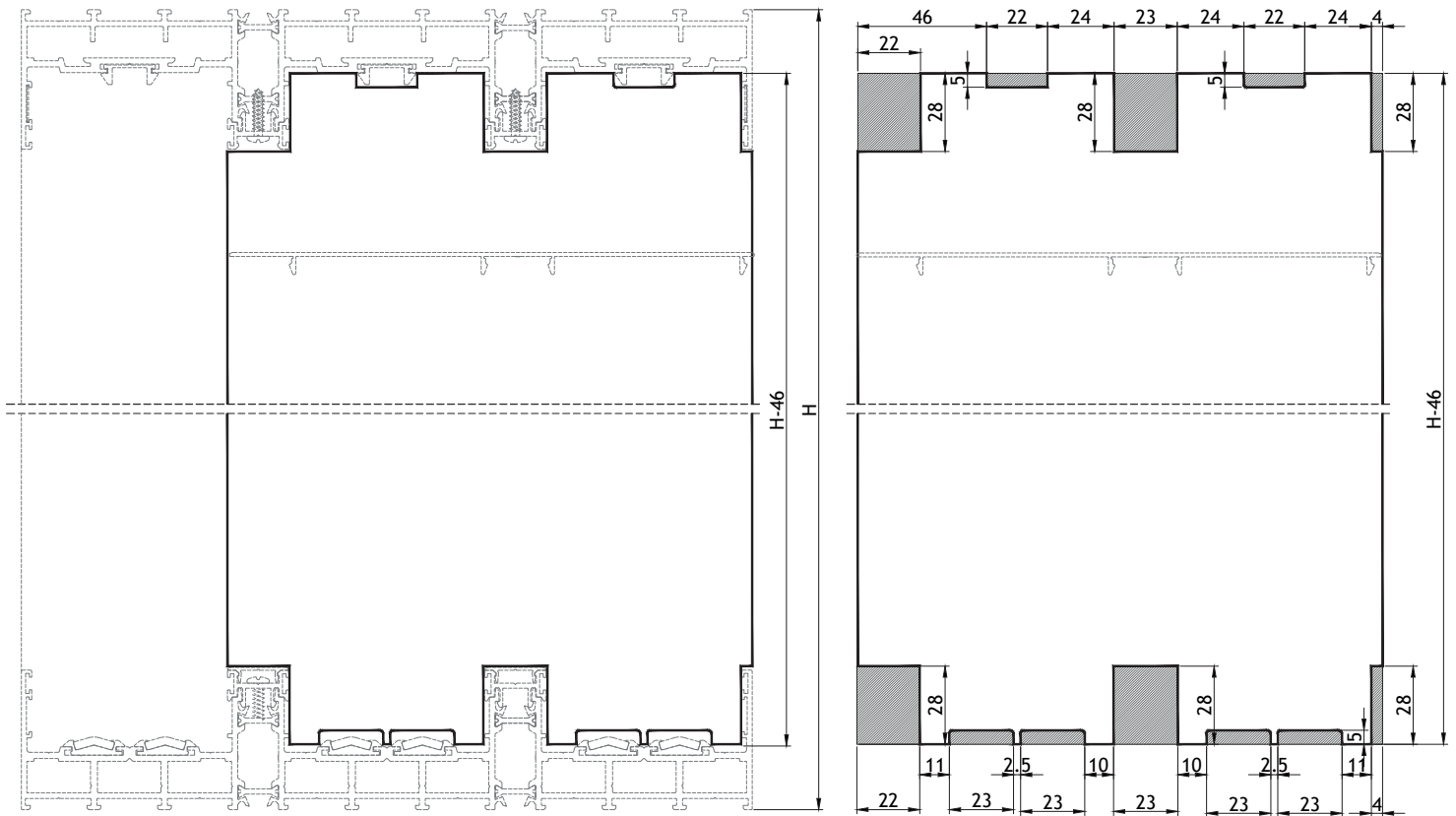
USINAGE ET FRAISAGE DU PROFILÉ OS 70 - SEUIL CACHÉ



MAQUINAÇÃO E FRESAGEM DO PERFIL OS 20 - SOLEIRA TRADICIONAL

OS 20 PROFILE MACHINING AND MILLING - CLASSIC SILL

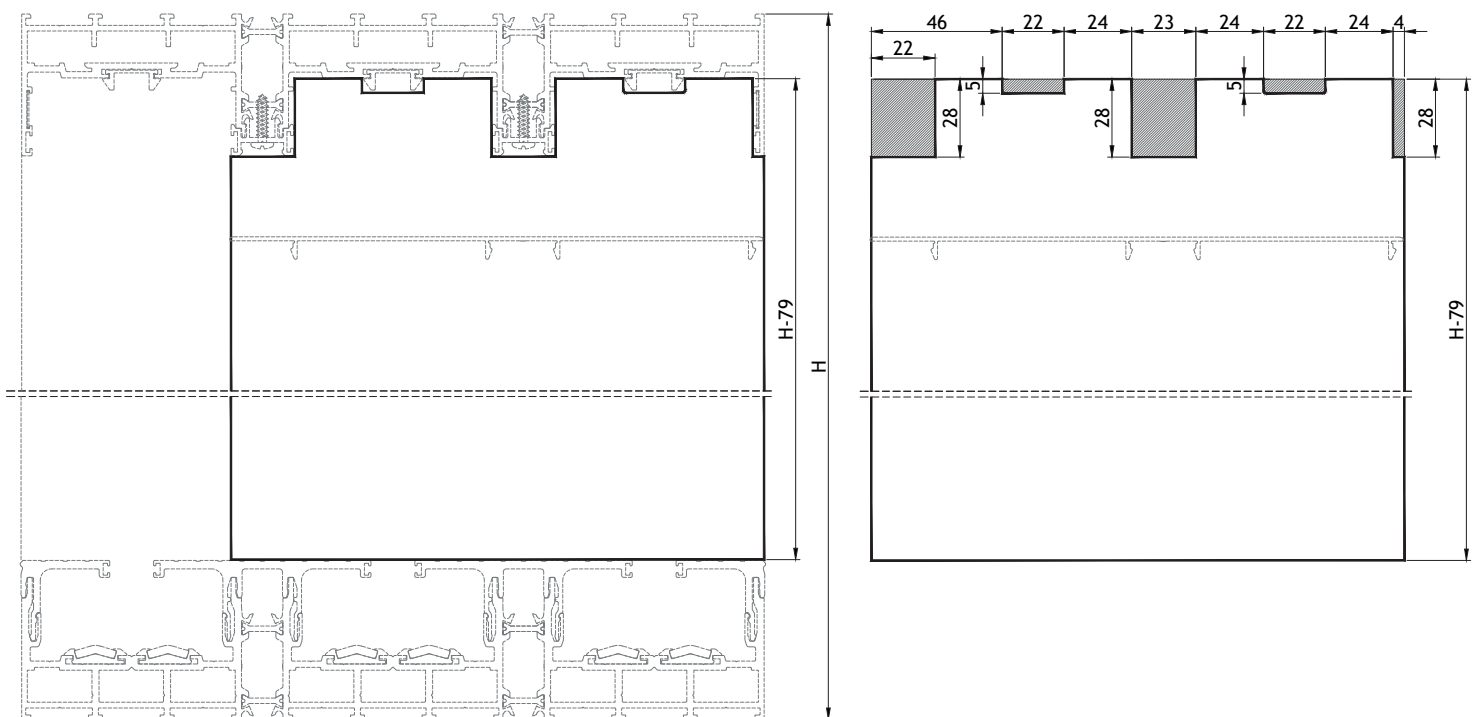
USINAGE ET FRAISAGE DU PROFILÉ OS 20 - SEUIL CLASSIQUE



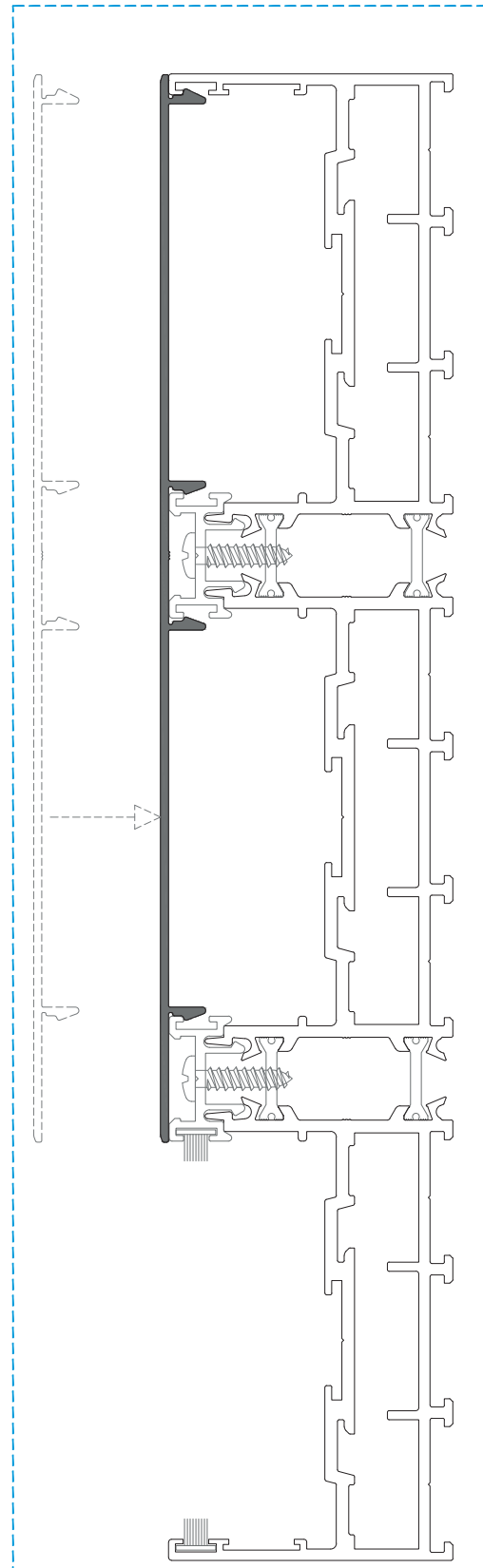
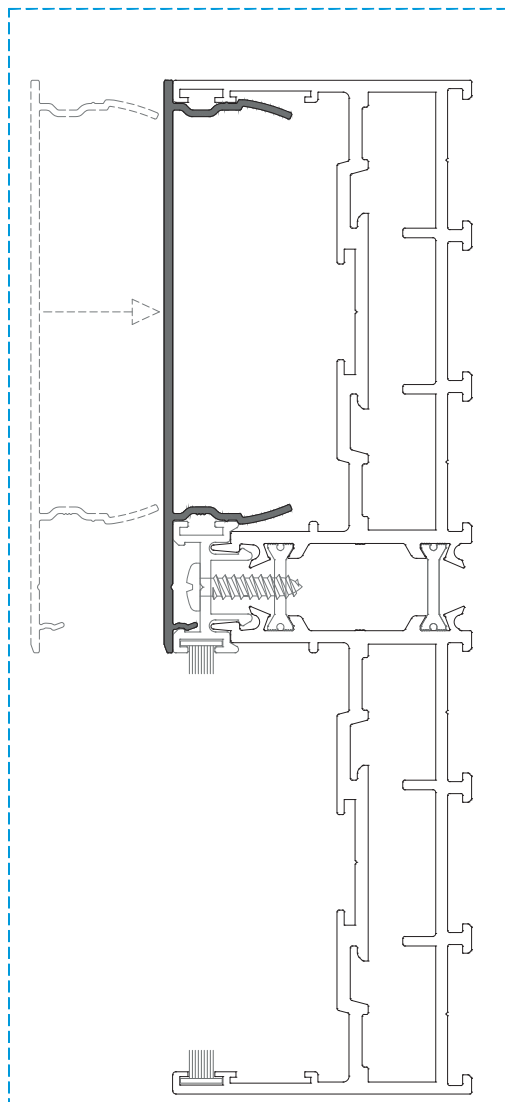
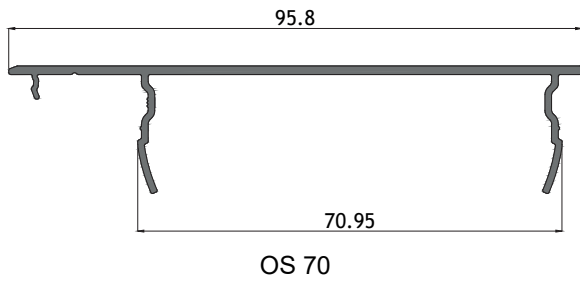
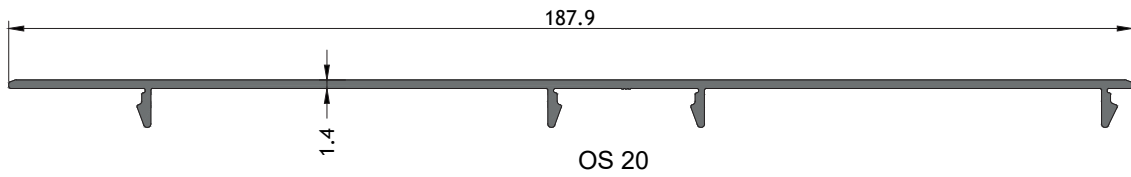
MAQUINAÇÃO E FRESAGEM DO PERFIL OS 20 - SOLEIRA OCULTA

OS 20 PROFILE MACHINING AND MILLING - CONCEALED SILL

USINAGE ET FRAISAGE DU PROFILÉ OS 20 - SEUIL CACHÉ

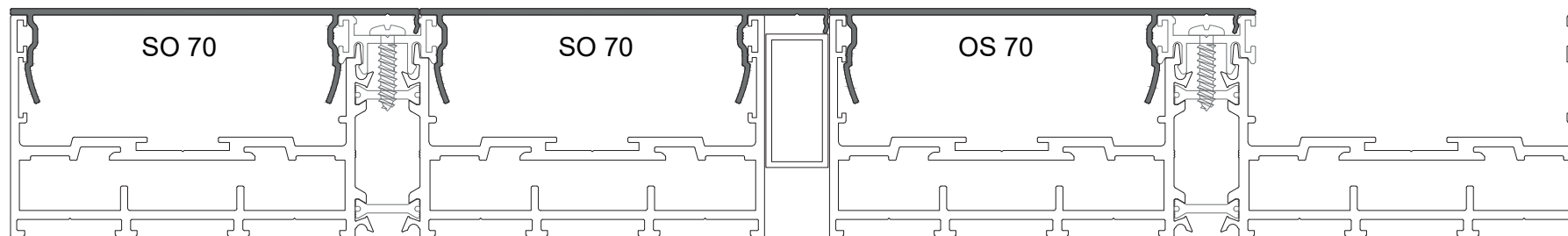
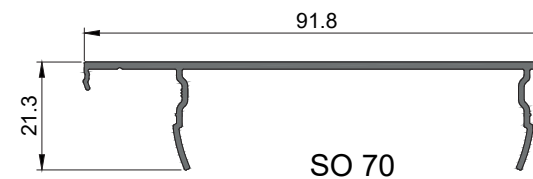
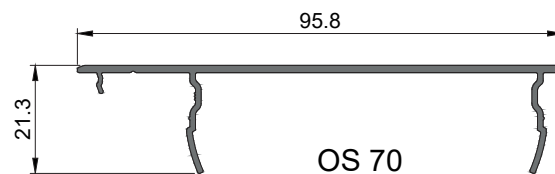


PORMENORES DE MONTAGEM DOS PERFIS OS 70 E OS 20
PROFILES OS 70 AND OS 20 ASSEMBLY DETAILS
DÉTAIL D'ASSEMBLAGE DES PROFILÉS OS 70 ET OS 20


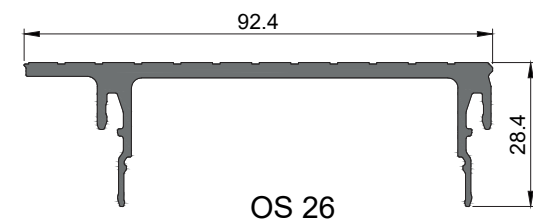


PORMENOR DE MONTAGEM
ASSEMBLY DETAIL
DÉTAIL D'ASSEMBLAGE

- OS 70 + SO 70



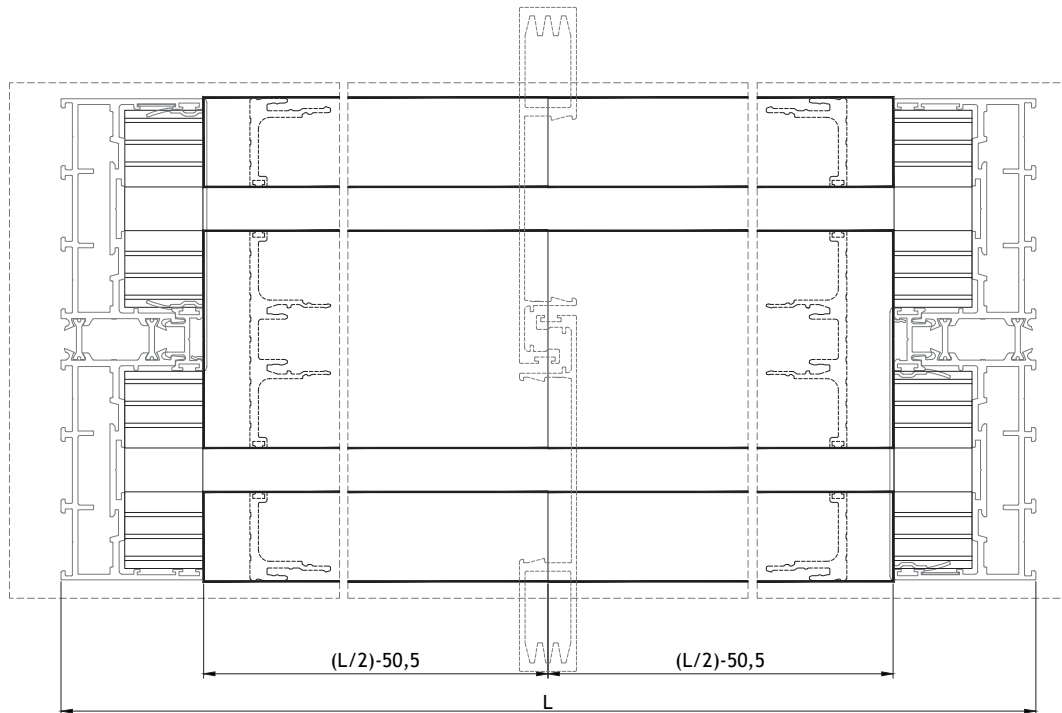
- OS 26



CORTE DOS PERFIS OS45 / OS46 - TIPOLOGIA 2 RAIL 2 FOLHAS

OS45 / OS 46 PROFILES CUTTING - 2 RAIL 2 LEAVES TYPOLOGY

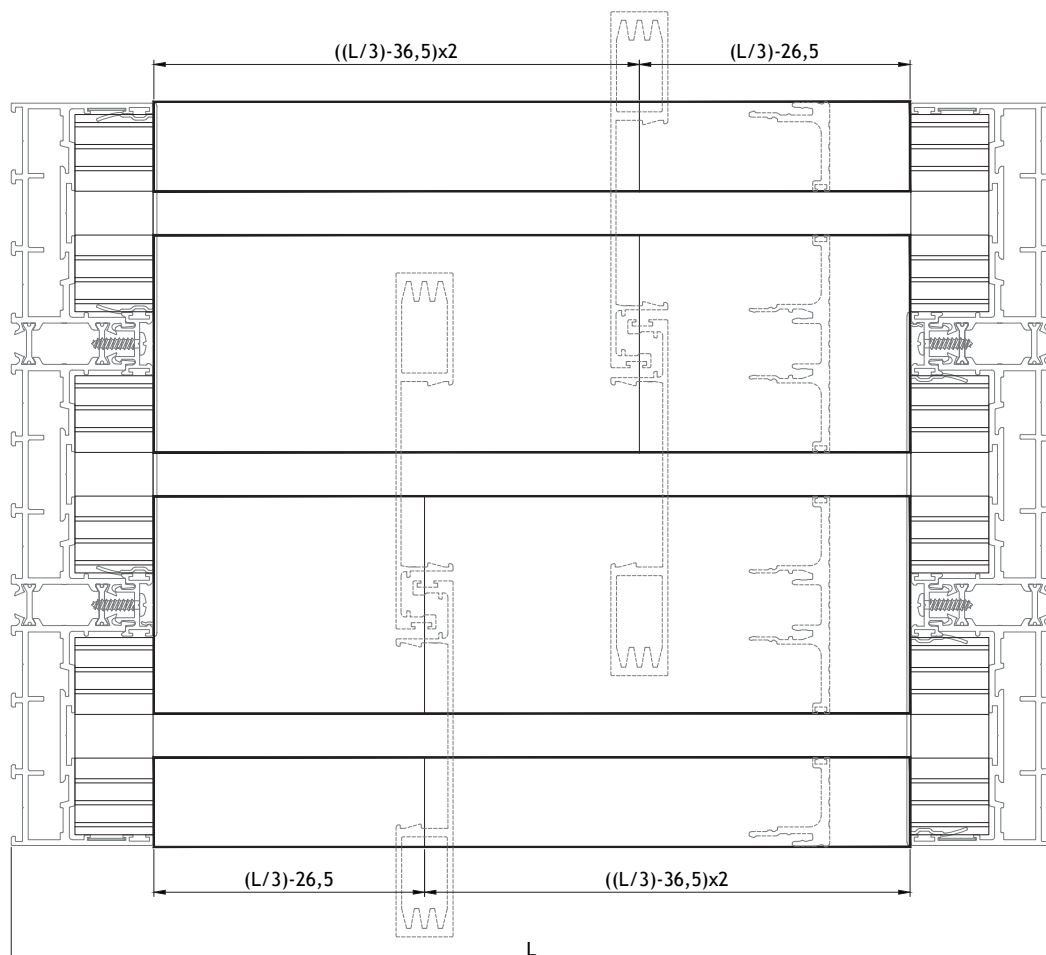
COUPE DE PROFILÉS OS45 / OS 46 - TYPOLOGIE 2 RAIL 2 VENTAUX



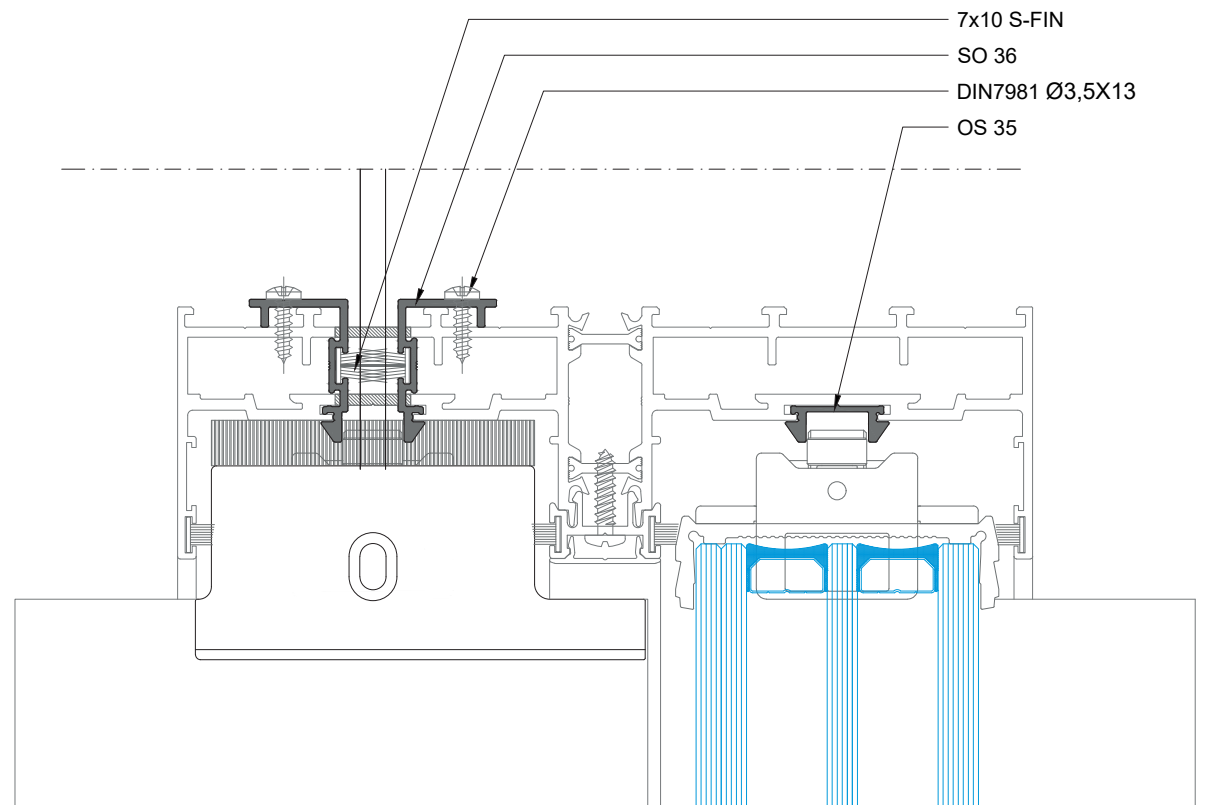
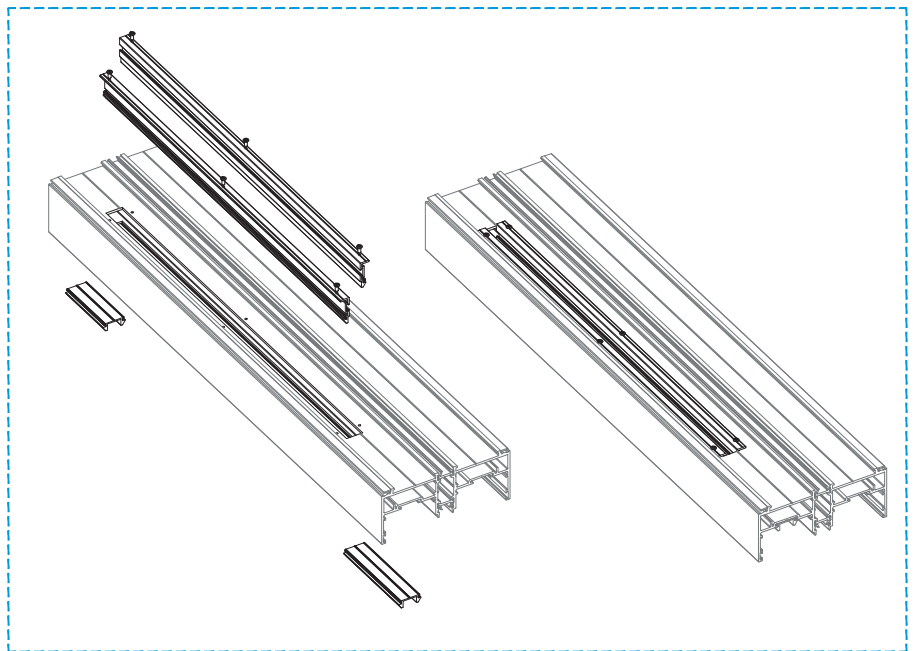
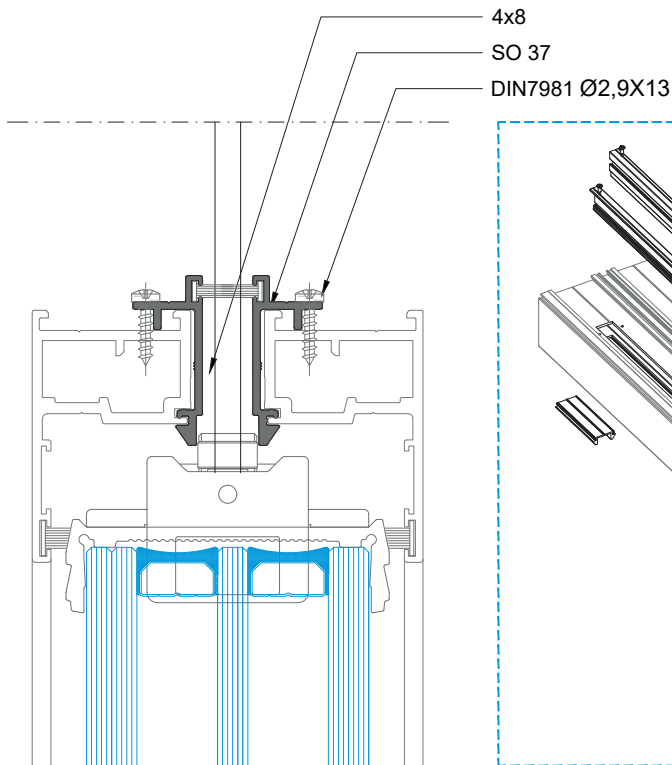
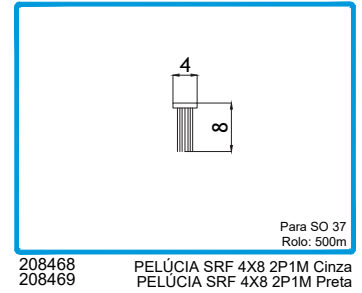
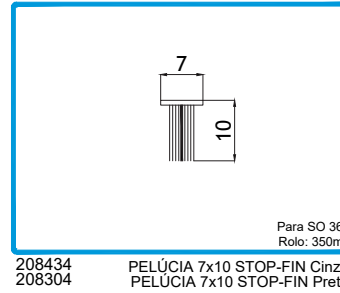
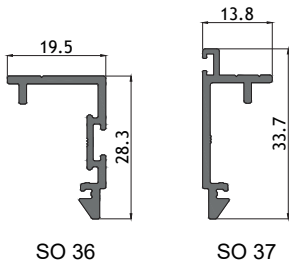
CORTE DOS PERFIS OS45 / OS46 - TIPOLOGIA 3 RAIL 3 FOLHAS

OS45 / OS 46 PROFILES CUTTING - 3 RAIL 3 LEAVES TYPOLOGY

COUPE DE PROFILÉS OS45 / OS 46 - TYPOLOGIE 3 RAIL 3 VENTAUX



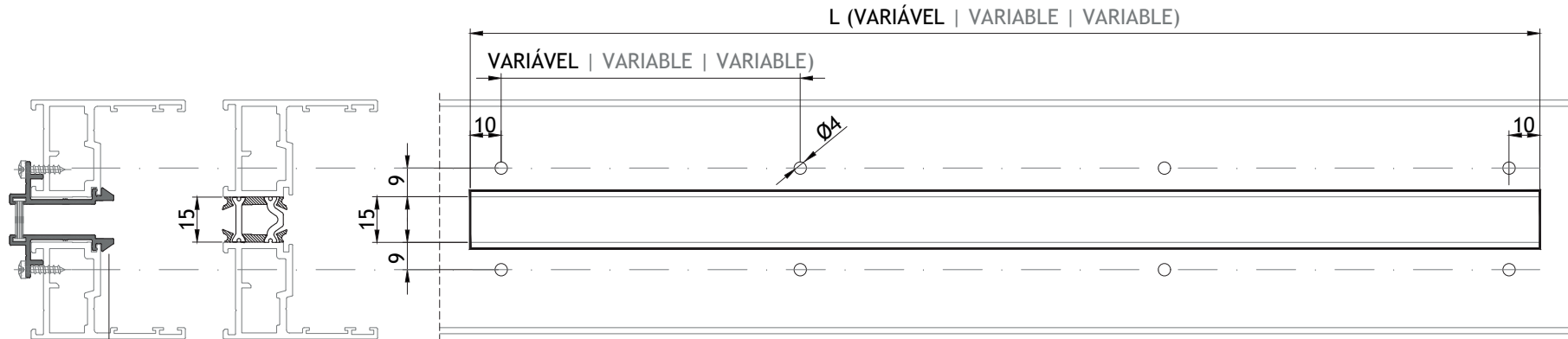
APLICAÇÃO DOS PERFIS GUIA SUPERIOR EM SOLUÇÕES MOTORIZADAS
TOP GUIDE PROFILES APPLICATION IN MOTORIZED SOLUTIONS
APPLICATION DES PROFILÉS DE GUIDE SUPÉRIEURE DANS LES SOLUTIONS MOTORISÉES



APLICAÇÃO DOS PERFIS GUIA SUPERIOR EM SOLUÇÕES MOTORIZADAS

TOP GUIDE PROFILES APPLICATION IN MOTORIZED SOLUTIONS

APPLICATION DES PROFILÉS DE GUIDE SUPÉRIEURE DANS LES SOLUTIONS MOTORISÉES



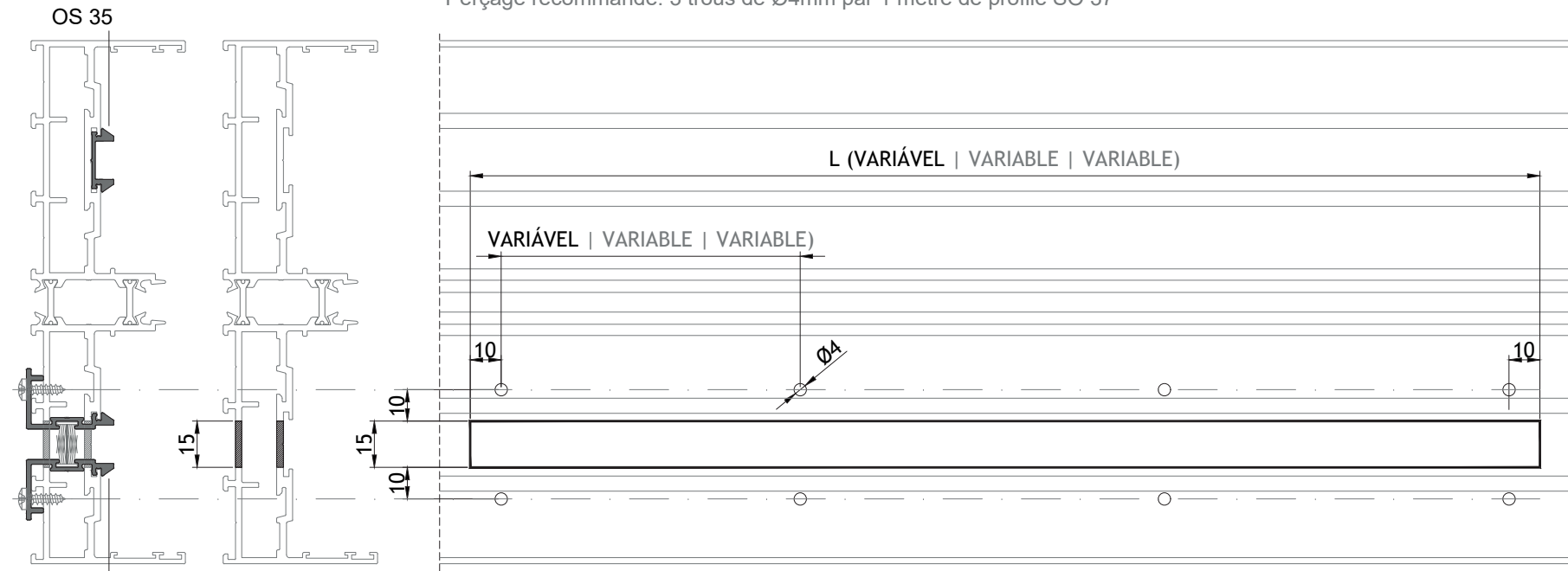
SO 37

OS 54

Furação recomendada: 3 furos de Ø4mm em 1 metro de perfil SO 37

Recommended drilling: 3 holes of Ø4mm per 1 meter of SO 37 profile

Perçage recommandé: 3 trous de Ø4mm par 1 mètre de profilé SO 37



SO 36

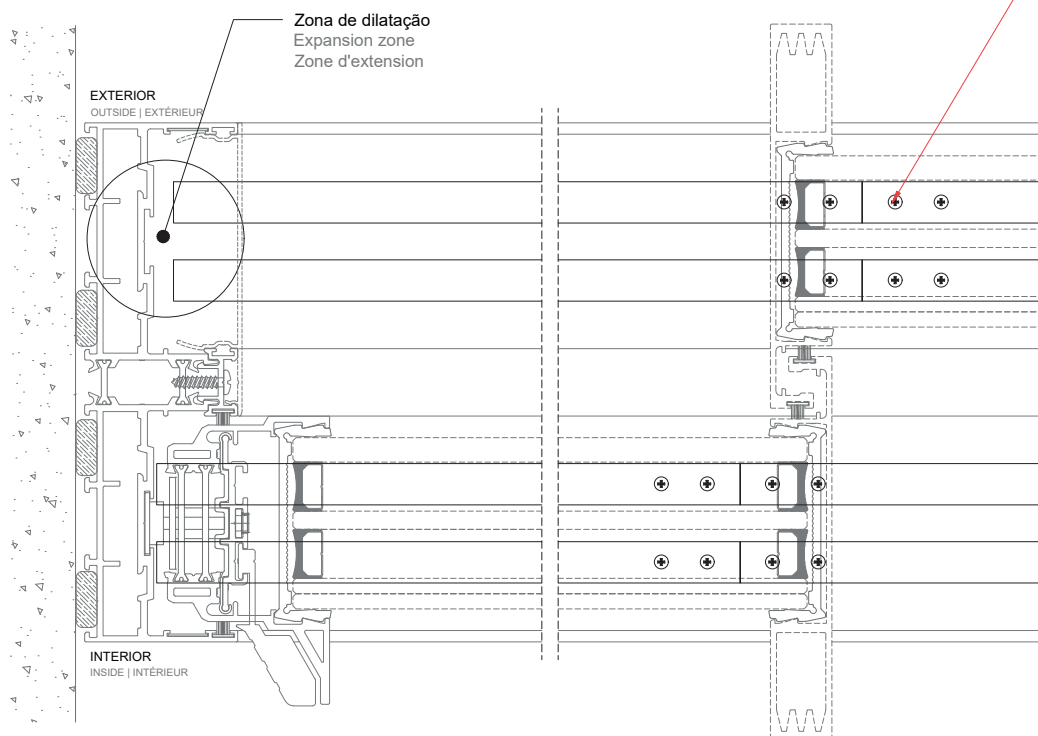
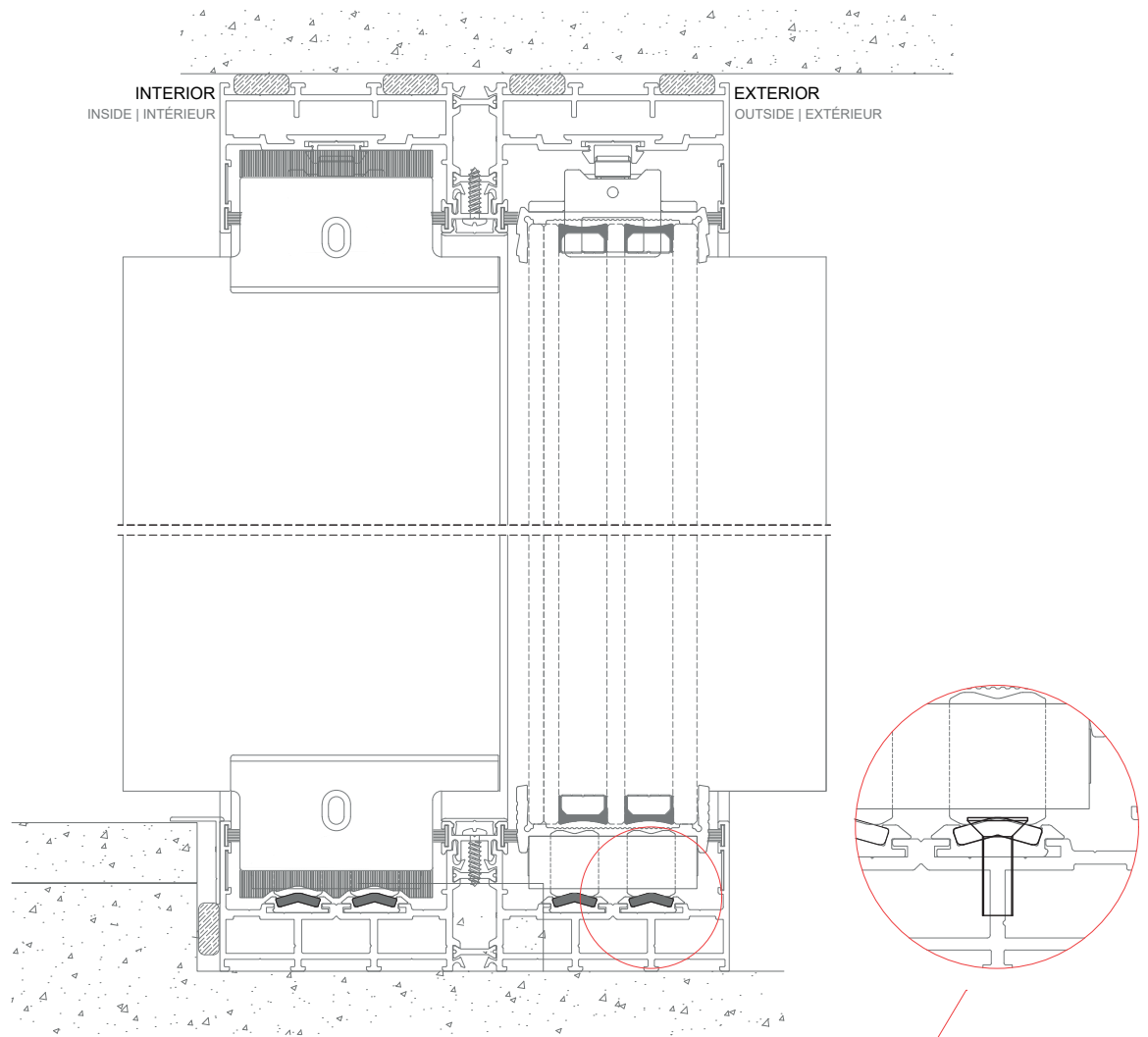
OS 04

Furação recomendada: 3 furos de Ø4mm em 1 metro de perfil SO 36

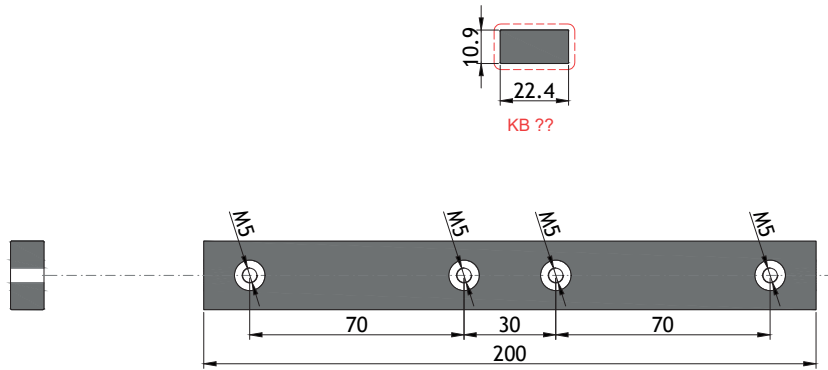
Recommended drilling: 3 holes of Ø4mm per 1 meter of SO 36 profile

Perçage recommandé: 3 trous de Ø4mm par 1 mètre de profilé SO 36

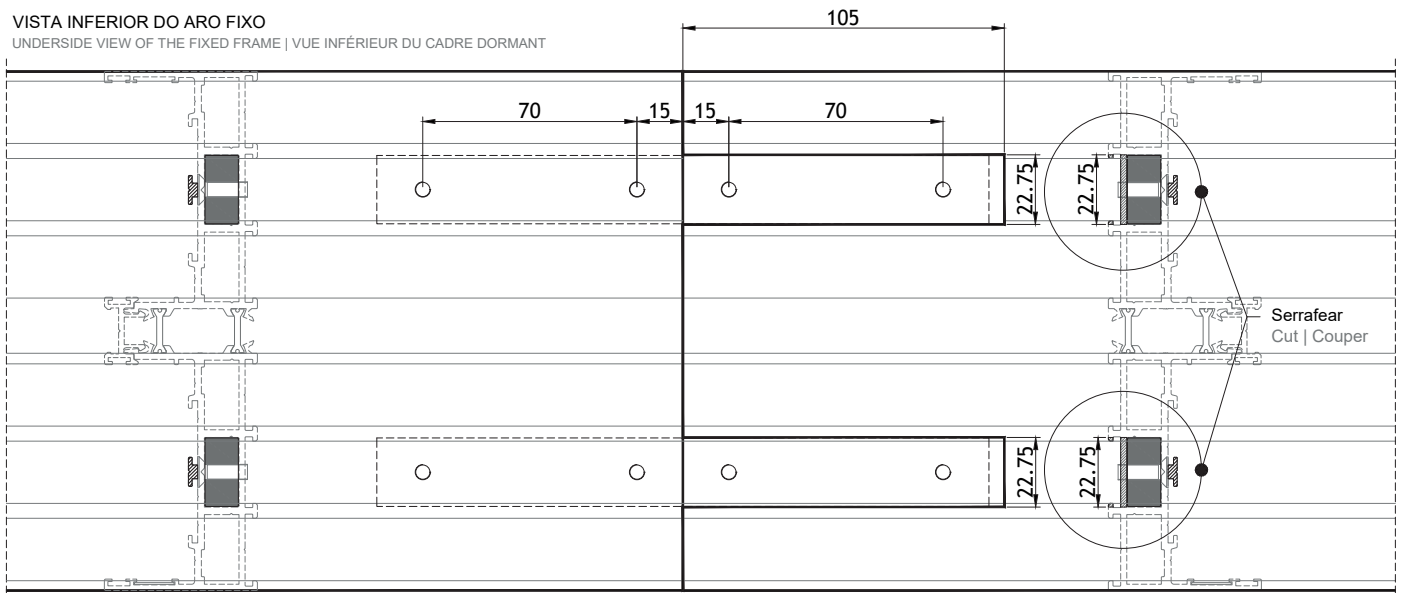
PORMENOR DE DILATAÇÃO DA GUIA INOX
DETAIL OF THE EXPANSION STAINLESS STEEL GUIDE
DÉTAIL DE DILATATION DE LA GUIDE D'ACIER INOXYDABLE



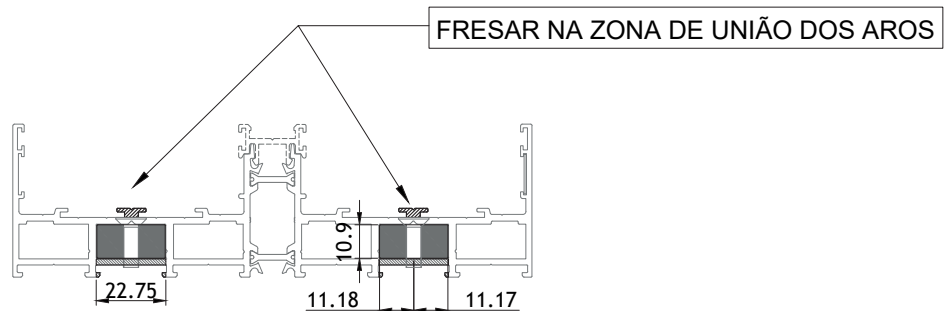
UNIÃO DE AROS COM O PERFIL KB ??
FRAMES UNION WITH KB ?? PROFILE
UNION DE CADRES AVEC PROFILÉ KB ??



VISTA INFERIOR DO ARO FIXO
UNDERSIDE VIEW OF THE FIXED FRAME | VUE INFÉRIEUR DU CADRE DORMANT


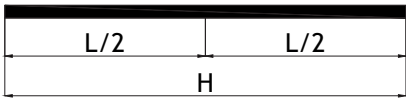
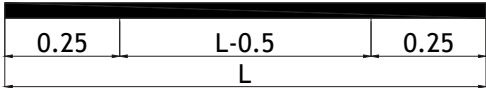
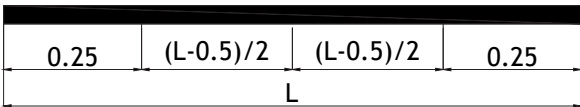


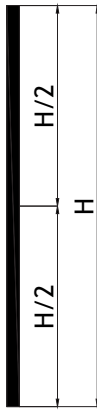
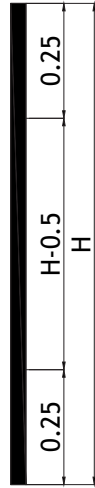
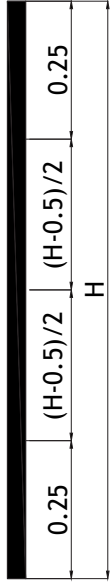
NOTA: Na união dos aros, um dos perfis é cortado a 90° e o outro é serraeado na face inferior, conforme esquema.
NOTE: On frames union, one of the profiles is cut at 90° and the other is sawed on the underside, according to the diagram.
NOTE: Dans l'union des cadres, l'un des profilés est coupé à 90° et l'autre est scié en dessous, conformément au schéma.



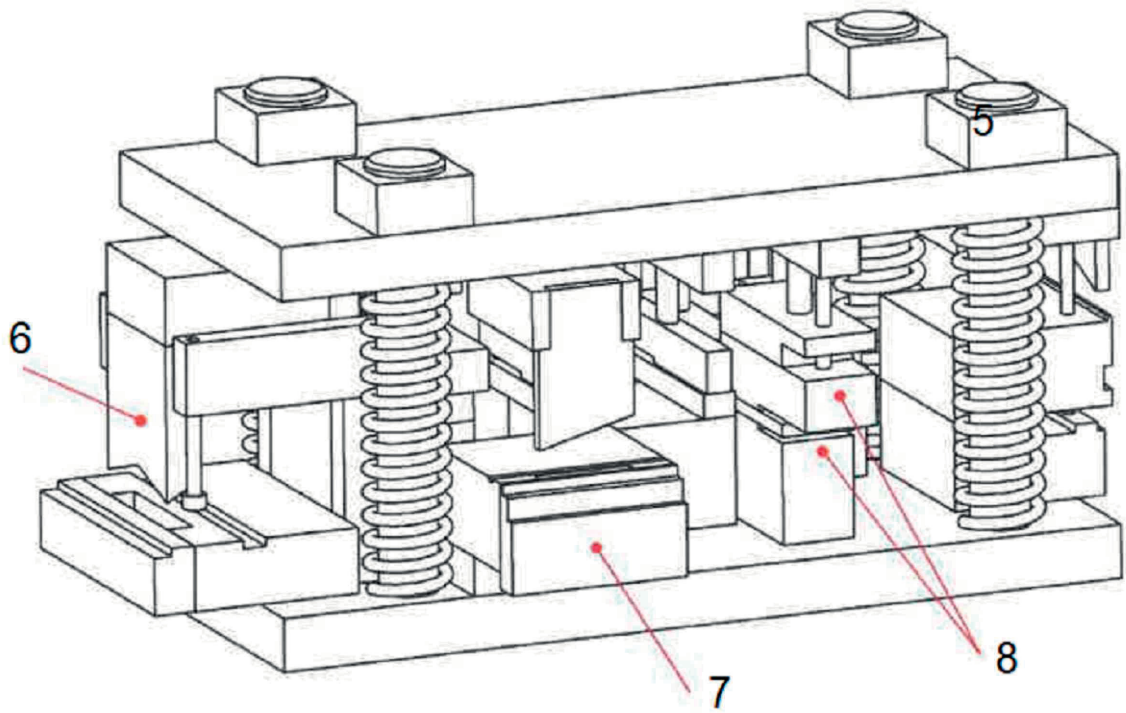
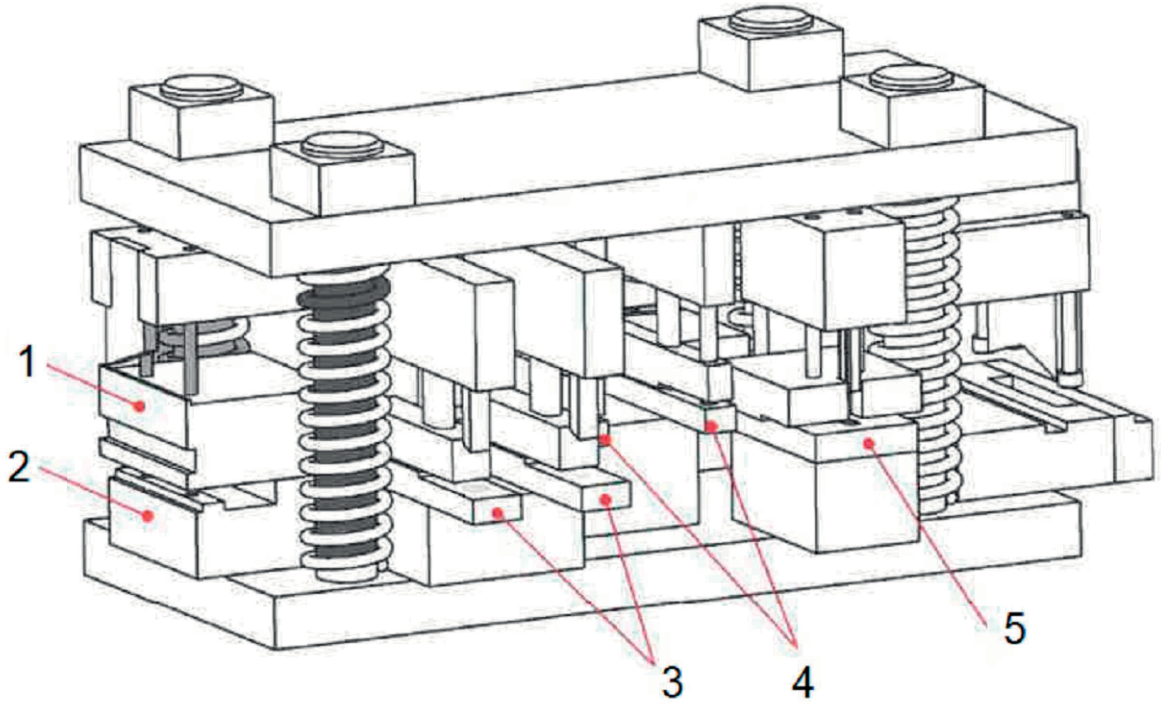
PARAF. RECOMENDADOS:
RECOMMENDED SCREWS:
VIS RECOMMANDÉES:

FIXAÇÃO DOS CAIXILHOS EM OBRA
FRAMES FIXING
FIXATION DES CHÂSSIS

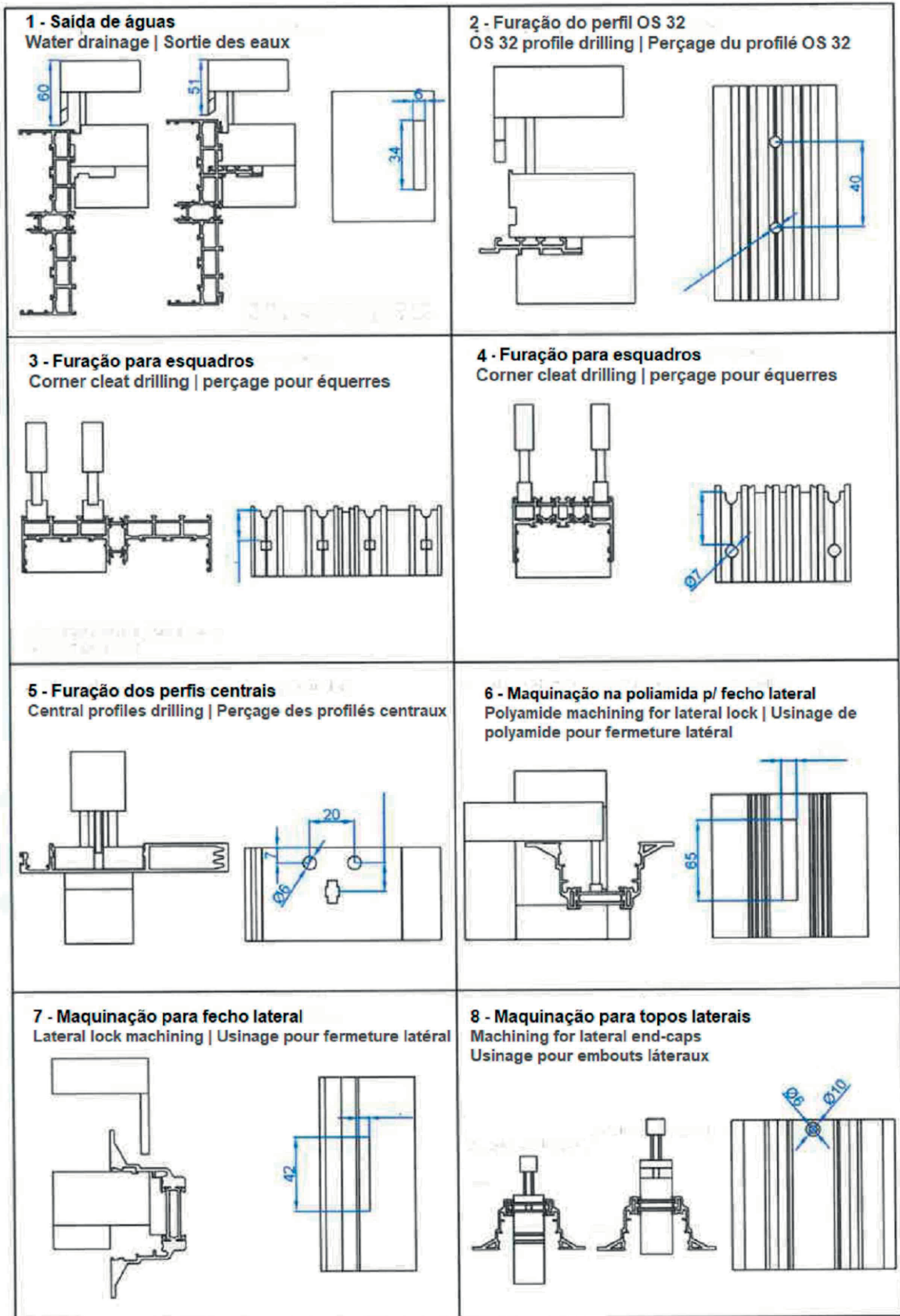
$L \leq 0,90 \text{ m}$  Nenhuma Fixação No fixations Pas des fixations
$0,90\text{m} < L \leq 1,60 \text{ m}$  1 Fixação 1 Fixation 1 Fixation
$1,60\text{m} < L \leq 2,40 \text{ m}$  2 Fixações 2 Fixations 2 Fixations
$2,40\text{m} < L \leq 3,20\text{m}$  3 Fixações 3 Fixations 3 Fixations
$L > 3,20\text{m}$ 1 Fixação a mais por cada troço suplementar de 0,8m. 1 Extra fixation for each additional section of 0,8m. 1 Fixation plus pour chaque section supplémentaire de 0,8m.

$H \leq 0,65\text{m}$  1 Fixação 1 Fixation 1 Fixation	$0,65\text{m} < H \leq 1,45\text{m}$  2 Fixações 2 Fixations 2 Fixations	$1,45\text{m} < H \leq 2,45\text{m}$  3 Fixações 3 Fixations 3 Fixations
--	--	--

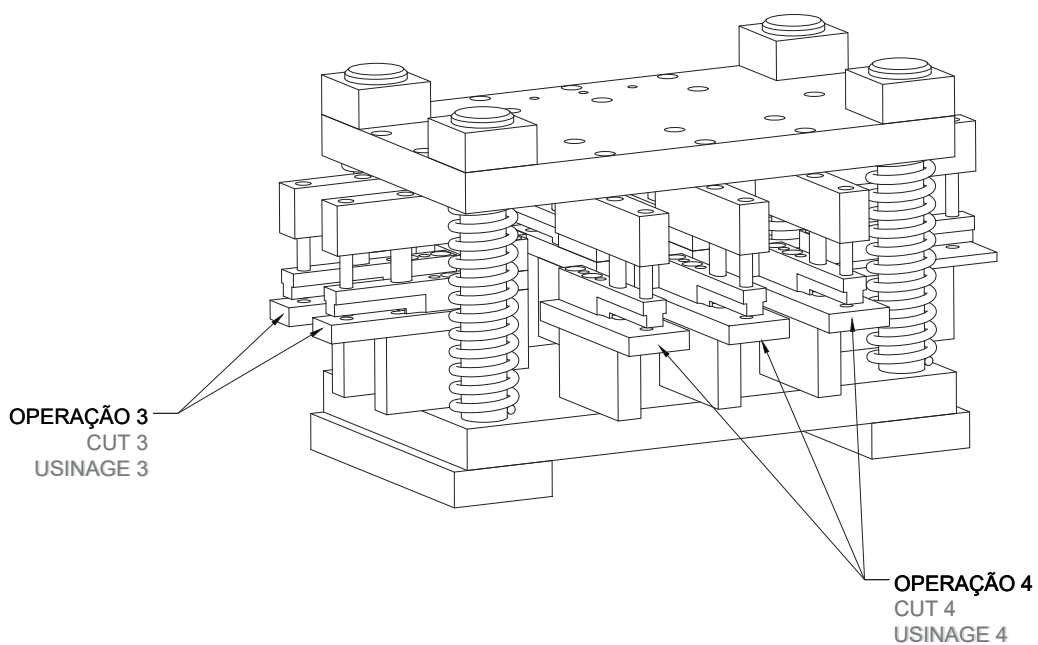
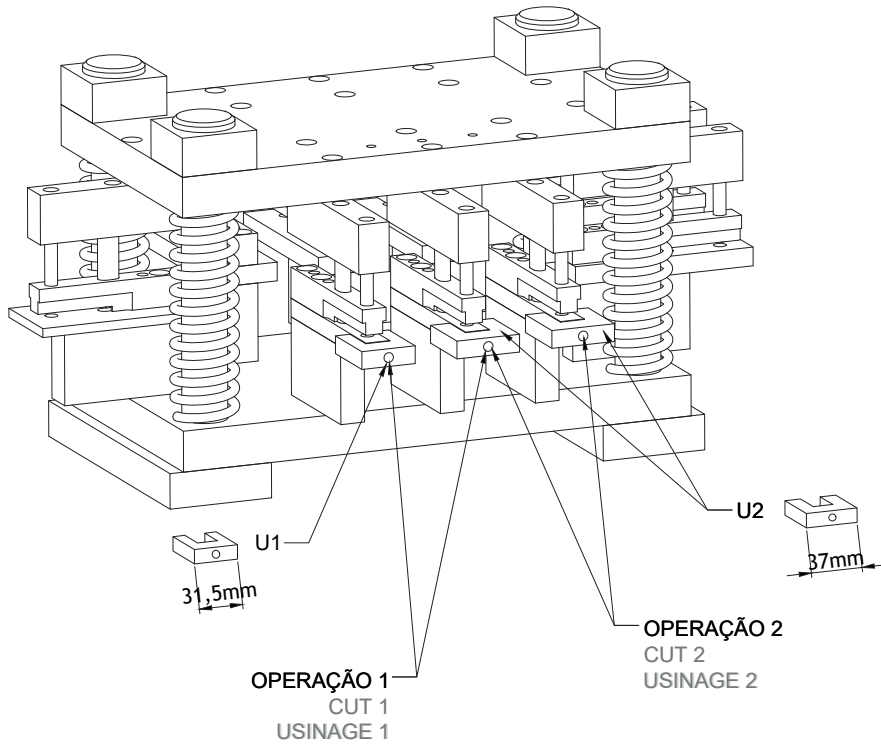
CUNHO OS TRIPLE
CUTTING TOOL OS TRIPLE
OUTIL OS TRIPLE



CUNHO OS TRIPLE
CUTTING TOOL OS TRIPLE
OUTIL OS TRIPLE



CUNHO OS ESQUADROS
CUTTING TOOL BLOCKING BRACKETS OS
OUTIL POUR ÉQUERRES OS



CUNHO OS ESQUADROS CUTTING TOOL BLOCKING BRACKETS OS OUTIL POUR ÉQUERRES OS

OPERAÇÃO 1 | CUT 1 | USINAGE 1

MECANIZAÇÃO PARA ESQUADRO

(Sem usar as ref. "U")

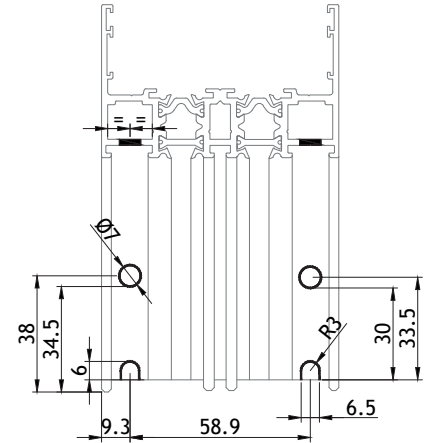
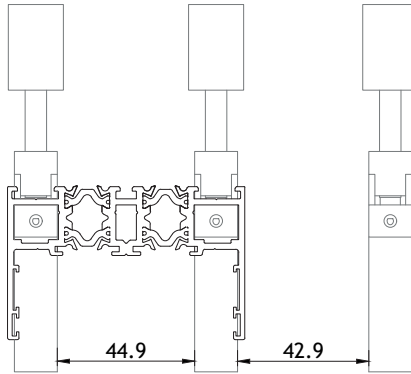
CORNER FOR MECHANIZATION

(Without using the ref. "U")

MÉCANISATION POUR ÉQUERRE

(Sans utiliser les ref. "U")

Para os perfis | for profiles | pour les profilés
OS54; OS56 e | and | et SO56



OPERAÇÃO 1 | CUT 1 | USINAGE 1

MECANIZAÇÃO PARA ESQUADRO

(Usar as ref. "U")

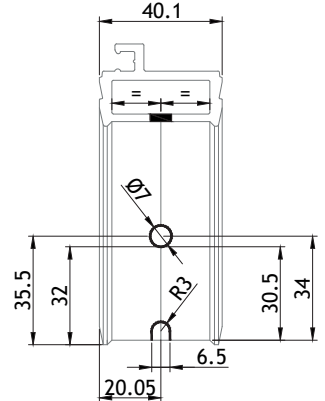
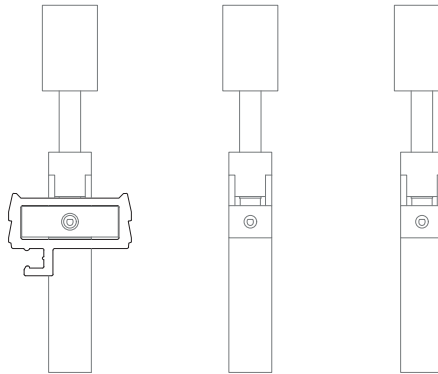
CORNER FOR MECHANIZATION

(Using the ref. "U")

MÉCANISATION POUR ÉQUERRE

(Utiliser les ref. "U")

Para o perfil | for profile | pour le profilé
OS47



OPERAÇÃO 2 | CUT 2 | USINAGE 2

MECANIZAÇÃO PARA ESQUADRO

(Usar 2x ref. "U2")

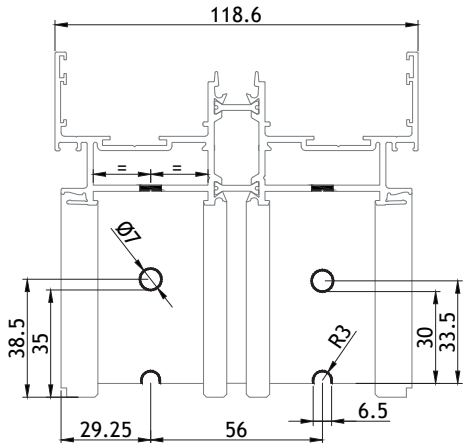
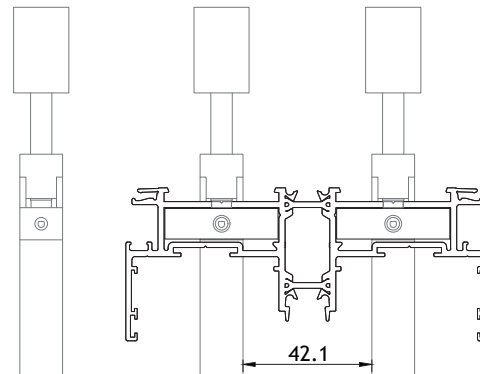
CORNER FOR MECHANIZATION

(Using 2x ref. "U2")

MÉCANISATION POUR ÉQUERRE

(Utiliser 2x ref. "U2")

Para os perfis | for profiles | pour les profilés
OS01; OS05; OS15; OS21 e | and | et OS56



OPERAÇÃO 2 | CUT 2 | USINAGE 2

MECANIZAÇÃO PARA ESQUADRO

(Sem usar as ref. "U")

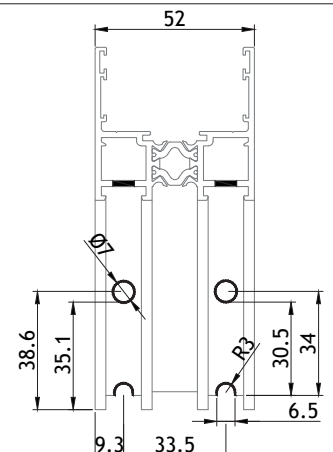
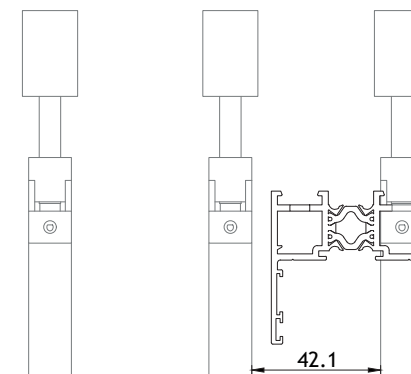
CORNER FOR MECHANIZATION

(Without using the ref. "U")

MÉCANISATION POUR ÉQUERRE

(Sans utiliser les ref. "U")

Para os perfis | for profiles | pour les profilés
OS16 e | and | et OS64



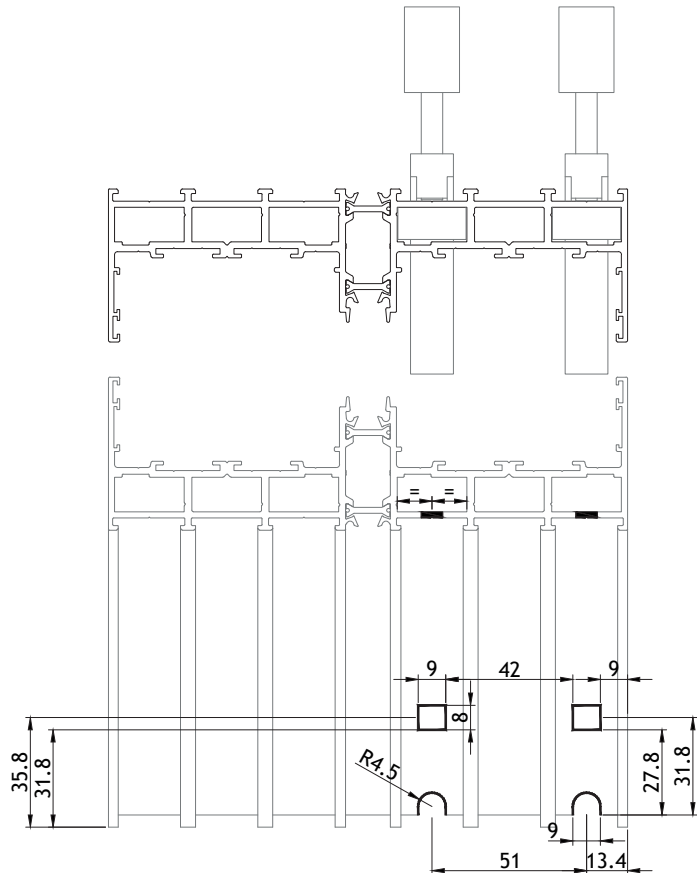
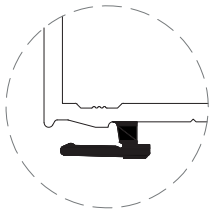
CUNHO OS ESQUADROS CUTTING TOOL BLOCKING BRACKETS OS OUTIL POUR ÉQUERRES OS

OPERAÇÃO 3 | CUT 3 | USINAGE 3

MECANIZAÇÃO PARA ESQUADRO
CORNER FOR MECHANIZATION
MÉCANISATION POUR ÉQUERRE

Para os perfis | for profiles | pour les profilés
OS03; OS04; OS09; OS23; OS39
OS43*; OS44* e | and | et OS89

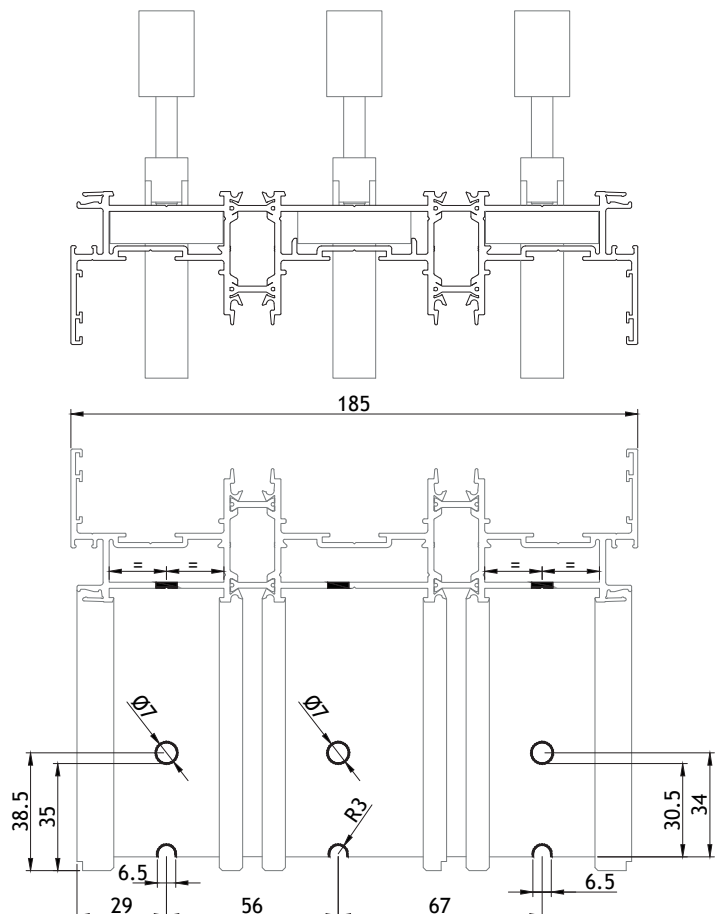
* Cortar clip antes de inserir no cortante



OPERAÇÃO 4 | CUT 4 | USINAGE 4

MECANIZAÇÃO PARA ESQUADRO
CORNER FOR MECHANIZATION
MÉCANISATION POUR ÉQUERRE

Para os perfis | for profiles | pour les profilés
OS19; OS29; OS71 e | and | et OS73



Este Catálogo Técnico poderá sofrer alterações por motivos técnicos, sem aviso prévio.
Qualquer encomenda deverá ser sujeita a confirmação dos nossos serviços.

This Technical Catalogue might be subjected to changes due to technical reasons, without previous warning.
All orders must pass through the confirmation of our technical services.

Ce Catalogue Technique pourra être modifié sans pré avis de notre part, due à des raisons techniques.
Toute commande devra être confirmée par nos services.



SISTEMAS
EURO 2000 [®]
PERFIS DE ALUMÍNIO E VIDROS PARA ARQUITECTURA



Sosoares • Portalex • Alfa Sul • Alulider



Licença nº 1406 - SOSOARES
Licença nº 1411 - ALFA SUL



Licença nº 809 - SOSOARES
Licença nº 817 - PORTALEX

ALFA SUL
EN Lisboa-Sintra Km 14
2725-937 Mem Martins
T +351 219 265 090 | F +351 219 265 098
E alfa.sul@sosoares.pt

ALULIDER
Pavilhão Industrial H - Plataforma 13D
Zona Franca Industrial
9200-047 Caniçal - Madeira
T +351 291 960 494 | F +351 291 960 497
E alulider@sosoares.pt

PORTALEX
Estrada de S. Marcos, 23
2735-521 Cacém
T +351 210 412 500 | F +351 210 412 507
E comercial@portalex.eu

SOSOARES
Rua do Campo Alegre, 474
4150-170 Porto
T +351 226 096 709 | F +351 226 005 642
E comercial@sosoares.pt

www.sosoares.pt
www.portalex.eu