

OS

sistema minimalista de correr com corte térmico para vidro simples e duplo
minimalist sliding system with thermal break for simple and double glazing
système minimaliste coulissant à rupture de pont thermique pour simple et double vitrage



CATÁLOGO TÉCNICO

TECHNICAL CATALOG | CATALOGUE TECHNIQUE



SISTEMAS
EURO 2000®
PERFIS DE ALUMÍNIO E VIDROS PARA ARQUITECTURA

INTENCIONALMENTE EM BRANCO
INTENTIONALLY BLANK
INTENTIONNELLEMENT BLANCHE

OS-simple | OS-double

sistema minimalista de correr com corte térmico para vidro simples e duplo
minimalist sliding system with thermal break for simple and double glazing
système minimaliste coulissant à rupture de pont thermique pour simple et double vitrage



Concebido especialmente para vãos de grandes dimensões, o sistema minimalista de correr OS surge como resposta às novas tendências arquitetónicas que procuram conjugar o máximo de transparência com o mínimo de vista estrutural.

The minimalist sliding system rose as an answer to new architectural trends intending to combine the maximum transparency with the minimum structural view.

Spécialement conçu pour les grandes portées le système minimal coulissant apporte une solution aux nouvelles tendances architecturales qui cherchent à conjuguer le maximum de transparence avec une vue structurelle minimale.

OS-simple

OS-double

APRESENTAÇÃO

PRESENTATION | PRÉSENTATION

reta | straight | droite

DIMENSÕES

DIMENSIONS | DIMENSIONS

aros fixos fixed frames cadre dormant	52mm 118.6mm 185.2mm
aros móveis mobile frames cadre ouvrant	46mm 71mm 96mm
aros centrais middle profiles centres	64mm 65mm 90mm 100mm
vista lateral lateral view vue latérale	30mm
vista central central view vue centrale	20mm
vistas superior e inferior upper and lower sights vues supérieure et inférieure	0mm

ENCHIMENTO

FILLING | REMPLISSAGE

8 mm | 12mm | 16mm

32 mm | 35mm (vidros temperados)
(tempered glasses | verres trempés)

CORTES

CUTS | COUPES

45° | 90°

VEDAÇÃO

INSULATION | ÉTANCHÉITÉ

Juntas em E.P.D.M.
EPDM joints | joint en EPDM

PESO MÁXIMO

MAXIMUM WEIGHT | POIDS MAXIMALE

500 Kg/folha | leaf | vantail

ÁREA MÁXIMA

MAXIMUM AREA | AIRE MAXIMALE

8,00 m²/folha | leaf | vantail

ALTURA MÁXIMA

MAXIMUM HEIGHT | HAUTEUR MAXIMALE

3500 mm / folha móvel | leaf | vantail

ACABAMENTOS

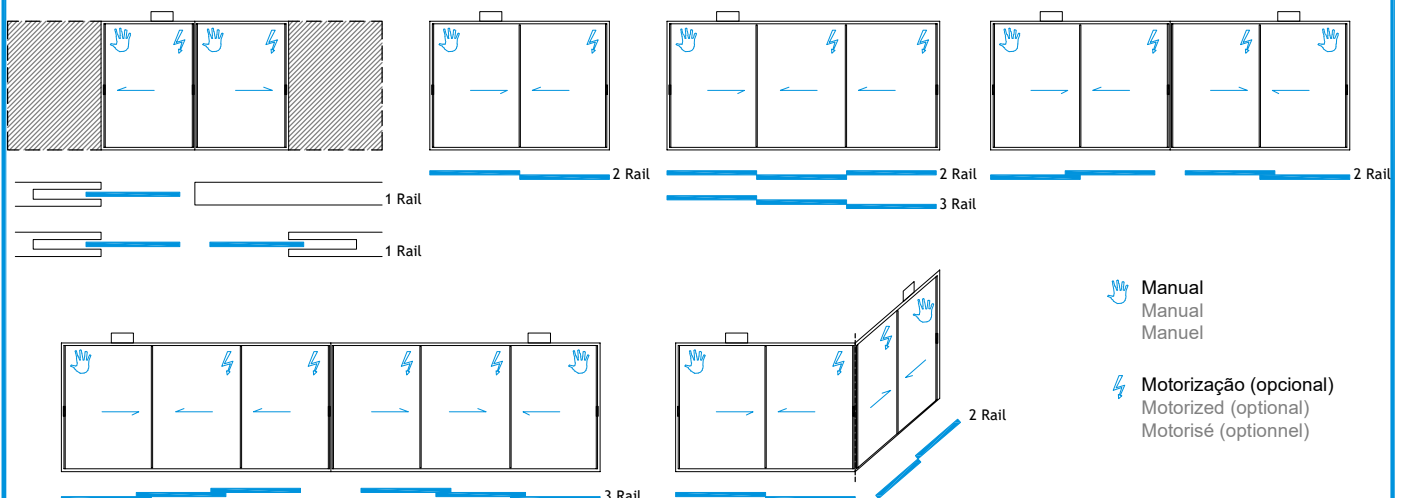
FINISHES | FINITIONS

Lacados | Anodizados | Bicolores
Powder coating | Anodizing | Bicolour
Laqué | Anodisé | Bicolore



Licença n° 1406 –
Metalfer
Licença n° 1411 – Alfa
Sul

Licença n° 809 –
Sosoares
Licença n° 817 –
Portalex



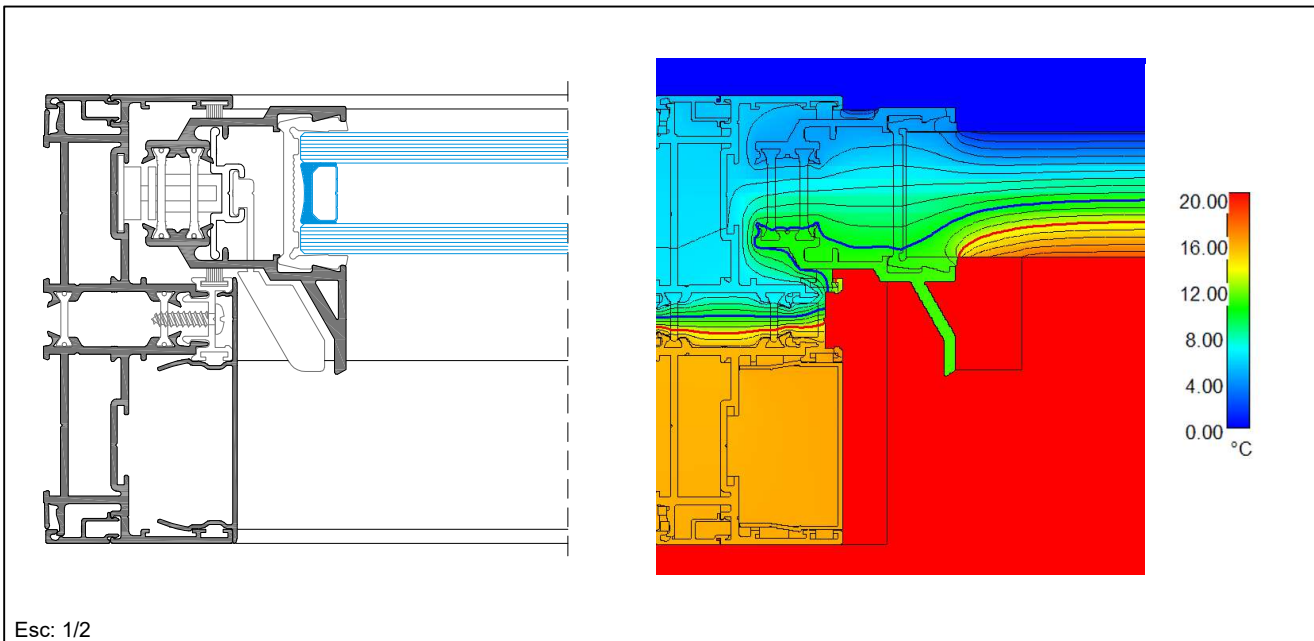
Para outras tipologias, consultar Departamento Técnico

For other typologies, please consult our Technical Department | Pour d'autres typologies, veuillez consulter notre Département Technique

DESEMPENHO DO SISTEMA

system performance | performance du système

<p>Marcação CE CE MARKING Marquage CE NP EN 14351-1</p>	<p>Janela de 2 folhas de correr com 4,00 x 2,70m Vidro: 8 + 16 + 8 (temperados) 2 leaves window 4.00 x 2.70m - Glass: 8 + 16 + 8 (tempered) Fenêtre 2 vantaux 4.00 x 2.70m - Verre: 8 + 16 + 8 (trempé)</p>
<p>Permeabilidade ao AR AIR Permeability Permeabilité à l'AIR EN 12 207:2000</p>	<p>3</p>
<p>Estanquidade à ÁGUA WATER Tightness Étanchéité à l'EAU EN 12 208:2000</p>	<p>7A</p>
<p>Resistência ao VENTO WIND Resistance Résistance ao VENT EN 12 210:2000</p>	<p>B2</p>
<p>Coef. Transm. TÉRMICA THERMAL Transmittance Coef. Transm. THERMIQUE UNE-ISO 13947:2005</p>	<p>Uw = 1,26 W/m²K Ug = 1,1 W/m²K (Janela de 2 folhas com 4.10x2.70m) (2 leaves window fenêtre 2 vantaux)</p>
<p>Isolamento ACÚSTICO ACOUSTIC Insulation Isolation ACOUSTIQUE NP EN 14351-1:2008 - Anexo B</p>	<p>Rw = 30dB Rw (IGU)= 36dB, área ≤2,70m² area aire</p>



2. NA MONTAGEM (RIGOR NAS PLANIMETRIAS DOS VÃOS):

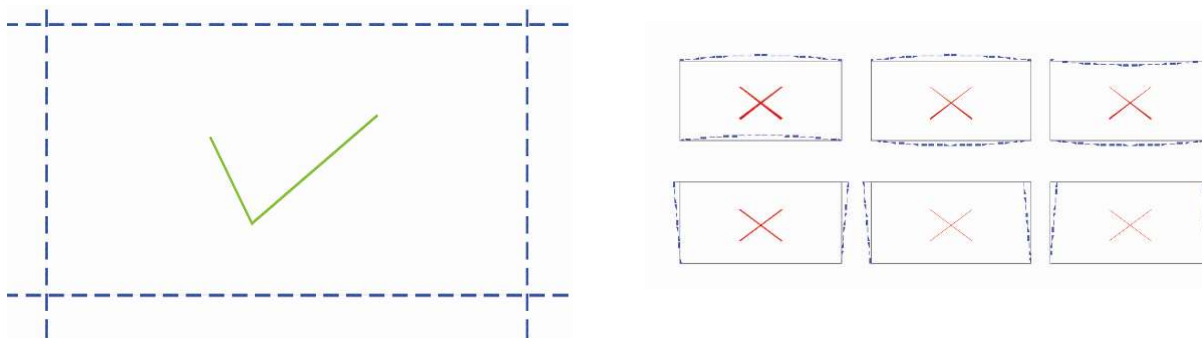
IN ASSEMBLY (RIGOUR ON FRAMES' PLANIMETRY)

DANS L'ASSEMBLAGE (RIGEUR DANS LAS PLANIMÉTRIES DES BAIES)

Para um excelente funcionamento, é extremamente importante o executante/instalador deste sistema sensibilizar e responsabilizar o projectista e consequentemente o construtor para um elevado rigor nas planimetrias e nivelamentos da alvenaria para os vãos a que este Sistema esteja destinado. Devem conferir estas mesmas características (Planimetria e Nivelamento) antes de aplicar os aros fixos e só após se confirmarem as devidas condições, fazer a aplicação em obra com idêntico rigor.

In order to achieve an excellent functioning, it is extremely important that the performer / installer of this system should warn and consequently blame the constructor regarding a high accuracy in planimetry and leveling the masonry for the frames that this system is designed for. They should check these same characteristics (Planimetry and Leveling) before applying the fixed frames and only after the proper conditions are confirmed, apply on site with the same rigour.

Afin d'obtenir les meilleures performances, il est extrêmement important l'exécutant / installateur de ce système sensibilise et responsabilise le concepteur et par conséquent le constructeur par rapport à une grande précision dans les planimétries et le nivellement de la maçonnerie pour les baies dont ce système est destiné. Veuillez vérifier ces mêmes caractéristiques (planimétrie et de nivellement) avant d'appliquer les cadres fixes et seulement après avoir confirmé que les conditions sont appropriées, faire l'application sur site avec la même rigueur.



3. APÓS MONTAGEM (CUIDADOS DE MANUTENÇÃO):

AFTER ASSEMBLY (MAINTENANCE CARES)

APRÈS L'ASSEMBLAGE (PRÉCAUTIONS DE MAINTENANCE)

ALUMÍNIO LACADO E ANODIZADO

POWDER COATED AND ANODIZED ALUMINIUM | ALUMINIUM LAQUÉ ET ANODISÉ

O alumínio depois de instalado em obra, requer uma limpeza regular para assim manter a sua superfície em bom estado. Quaisquer que sejam as peças de alumínio, perfis ou acessórios, se não forem devidamente tratadas podem sofrer danos que, em determinadas situações podem ser irreparáveis.

The aluminum, once installed on site, requires a regular cleaning in order to maintain its surface in good condition. Pieces of aluminum including profiles and accessories, if not properly treated, can be damage that, which in certain situations could be irreparable.

L'aluminium, une fois installé sur site, nécessite d'un nettoyage régulier afin de maintenir sa surface en bon état. Quelles que soient les pièces en aluminium, profilés ou accessoires, par manque de traitement adéquat peuvent être endommagés et dans certaines situations, ces dommages peuvent être irréparables.

CONTACTO COM OUTROS MATERIAIS

CONTACT WITH OTHER MATERIALS | CONTACT AVEC D'AUTRES MATÉRIAUX

Sempre que o material for atingido por colas, mástiques ou produtos similares, cimento, cal, tintas ou quaisquer outros elementos utilizados na construção civil, deve-se proceder de imediato à respetiva remoção, recorrendo a um detergente líquido de PH neutro, diluído em água.

Whenever the material is hit by glues, mastics or similar products, cement, lime, paint or any other elements used in construction, you must immediately proceed to the due removal, using a PH neutral liquid detergent diluted in water.

Lorsque le matériel est souillé par des colles, mastics ou produits similaires, le ciment, la chaux, peinture ou d'autres éléments utilisés dans le bâtiment, il faut immédiatement procéder au respectif retrait, en utilisant un détergent liquide de pH neutre dilué avec de l'eau.

LIMPEZA DAS ZONAS DE DESLIZAMENTO

SLIDING AREAS CLEANSING | NETTOYAGE DES ZONES DE COULISSAGE

As zonas por onde deslizam os carrinhos deverão estar sempre limpas e desimpedidas de quaisquer objectos ou materiais (p.ex. areias, pedras, serrins, pós, terras, etc. ...) que possam diminuir as capacidades dos carrinhos, ou mesmo danificá-los. Estas impurezas poderão gerar danos irreparáveis e conseqüentemente um pior funcionamento do sistema. Tal limpeza deverá ser efectuada tantas vezes quanto as necessárias.

The areas where the sliding wheels carts slide should be kept clean and unobstructed of any objects or materials (sand, stones, dust, etc) that can reduce the capacity of the roller bearings, or even damage them . These impurities may produce permanent damaged and consequently a worse functioning of the system. Such cleansing must be carried out as many times as necessary.

Les zones où les rouleaux coulissent doivent être propres et dégagées de tout objet ou du matériaux (p.ex: sable, pierres, sciure, poudres, terres, etc ...) qui peuvent réduire la capacité des rouleaux, ou même les endommager . Ces impuretés peuvent produire des dommages irréversibles et donc un moins bon fonctionnement du système. Un tel nettoyage doit être effectué autant de fois que nécessaire.

PRODUTOS DE LIMPEZA A UTILIZAR

CLEANING PRODUCTS TO BE USED |

De um modo geral, um pano macio embebido em água é suficiente para limpar o alumínio. No entanto, para facilitar a operação, pode-se adicionar um detergente neutro líquido e macio, diluído, (5% em volume) do tipo "Teepol".

In general, a cloth moistened with water is sufficient to clean aluminum. However, to facilitate the operation you can add a liquid detergent, soft dilute (5% by volume), like "Teepol".

En général, un chiffon doux imbibé d'eau est suffisant pour nettoyer l'aluminium. Toutefois, pour faciliter l'opération, on peut ajouter un détergent neutre liquide et doux dilué (5% en volume) type "Teepol"

PRODUTOS DE LIMPEZA A EVITAR

CLEANING PRODUCTS TO AVOID | PRODUITS DE NETTOYAGE À ÉVITER

Nunca utilizar escovas, lixas, esfregões, ou qualquer outro tipo de material abrasivo, bem como produtos de limpeza à base de solventes (ex. diluente, limpa vidros à base de amónia, etc.).

Never use brushes, scrapers, mops, or any other kind of abrasive material as well as cleaning products based on solvents (eg diluent wiper based on ammonia, etc.).

Ne jamais utiliser des brosses, du papier de verre, vadrouille, ou de tout autre matériau abrasif ainsi que des produits de nettoyage à base de solvants (ex. diluant, essuie-glace à base d'ammoniac, etc.).

FREQUÊNCIA DA LIMPEZA

CLEANING FREQUENCY | FRÉQUENCE DE NETTOYAGE

A limpeza deve ser levada a cabo sempre que a aparência natural do acabamento começar a alterar ou quando forem notórios depósitos de poluição atmosférica ou industrial. Pode no entanto, ser estabelecida a seguinte regra, respeitante à frequência da limpeza:

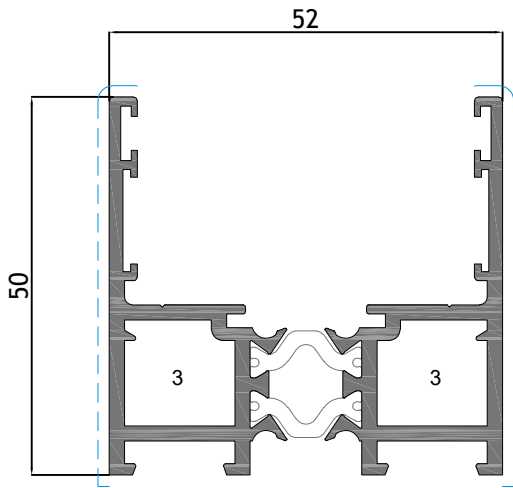
- Zonas marítimas e/ou industriais: 3 meses;
- Zonas rurais: 6 meses;
- Zonas onde ocorram fortes deposições de sal: deve ser identificada a frequência de limpeza de modo a não permitir a permanência prolongada dos sais.

Cleaning should be carried out whenever the natural appearance of the aluminium treatment starts to change or when industrial and air pollution deposits become notorious. We may however establish the following rule concerning the frequency of cleaning:

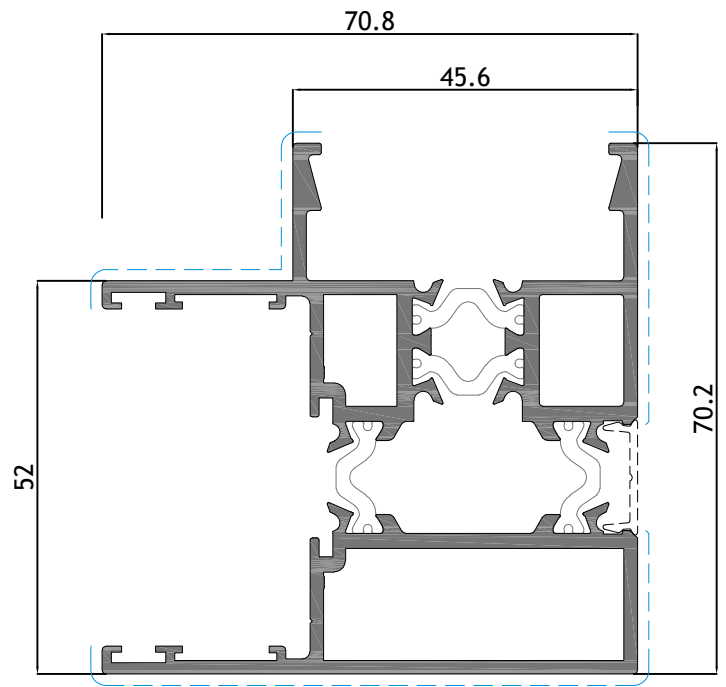
- Industrial and/or seaside: 3 months;
- Countryside: 6 months;
- Areas where a heavy deposition of salt happens: please adapt the cleaning frequency in order to prevent the prolonged permanence of salts.

Le nettoyage doit être effectué lorsque l'aspect naturel de la finition commence à changer ou lorsque les dépôts de la pollution atmosphérique ou industrielle deviennent visible. Nous pouvons établir cependant la règle suivante concernant la fréquence de nettoyage:

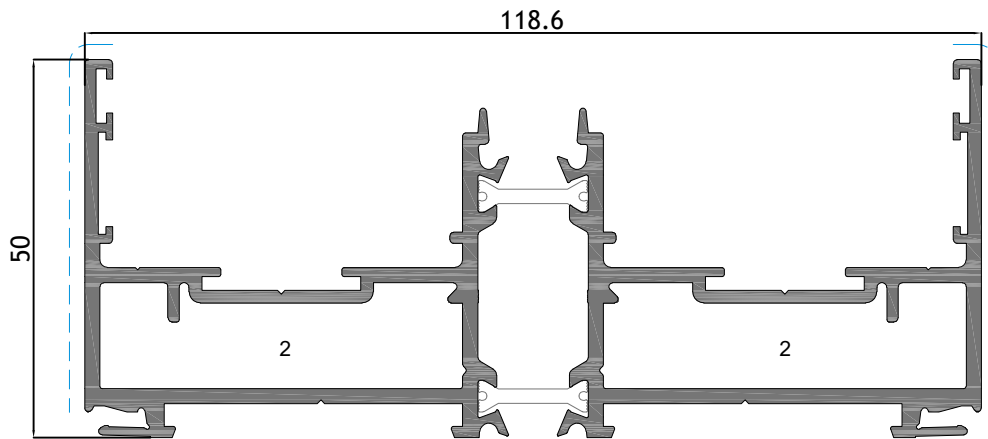
- Zones maritimes et / ou industriels: 3 mois;
- Zones rurales: 6 mois;
- Les zones où se produisent d'importants dépôts de sel: veuillez adapter de façon à ce sorte que la fréquence de nettoyage ne permette pas aux sels une permanence prolongée.



OS 64
(ombreira/padieira/soleira)
(door jamb/linte/sill/ | jambage/linteau/seuil)



OS 55
(perfil canto 90°)
(90° corner profile/ | profilé de angle 90°)



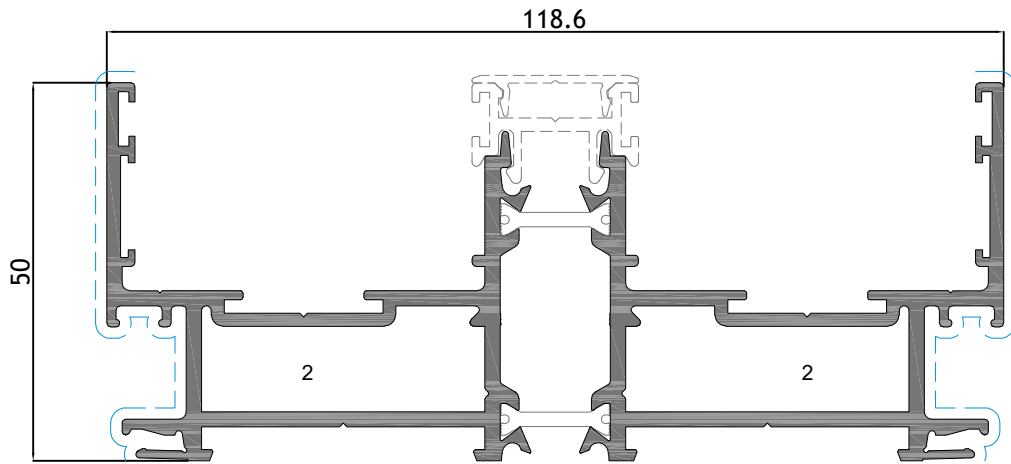
OS 01
(ombreira/padieira)
(door jamb/lintel | jambage/linteau)

1 - ESQUADRO ESPECIAL OS-06

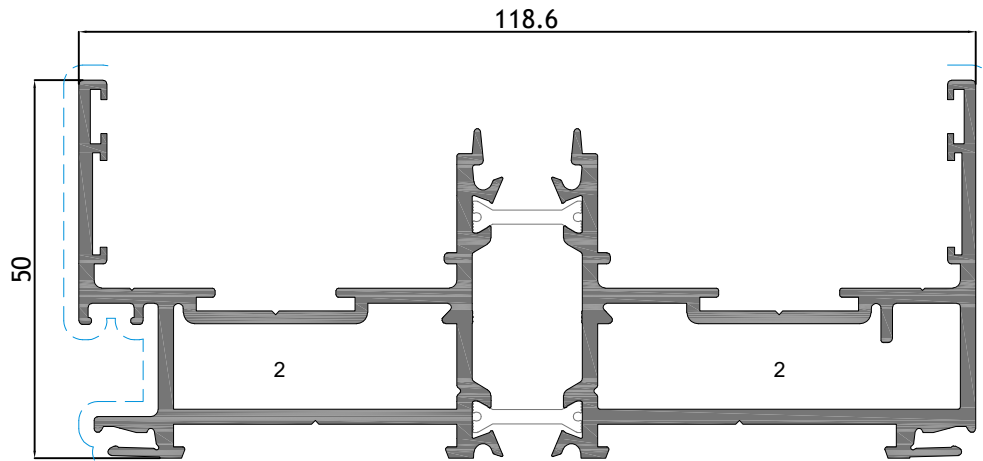
2 - ESQUADRO 18-3712-C

3 - ESQUADRO 18-1412-C

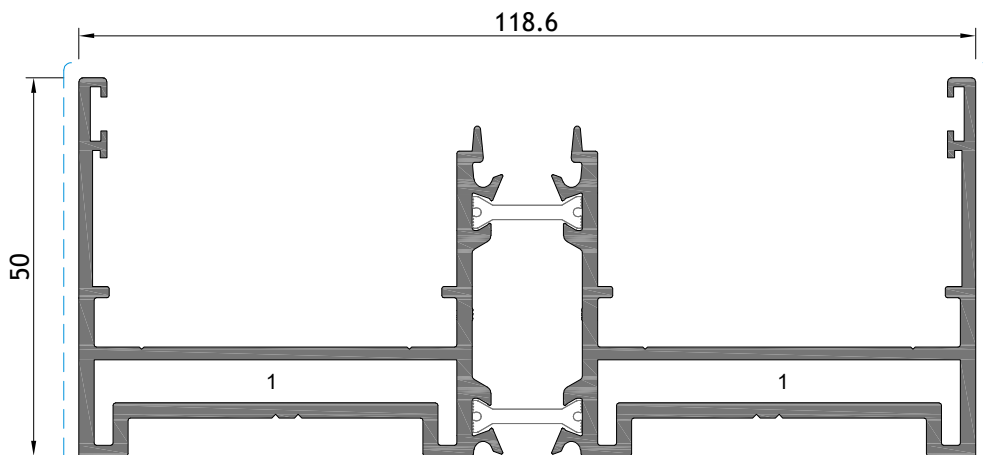
4 - ESQUADRO 18-3112-C



OS 05
(ombreira/padieira/soleira)
(door jamb/linte/sill/ | jambage/linteau/seuil)



OS 21
(soleira | sill | seuil)



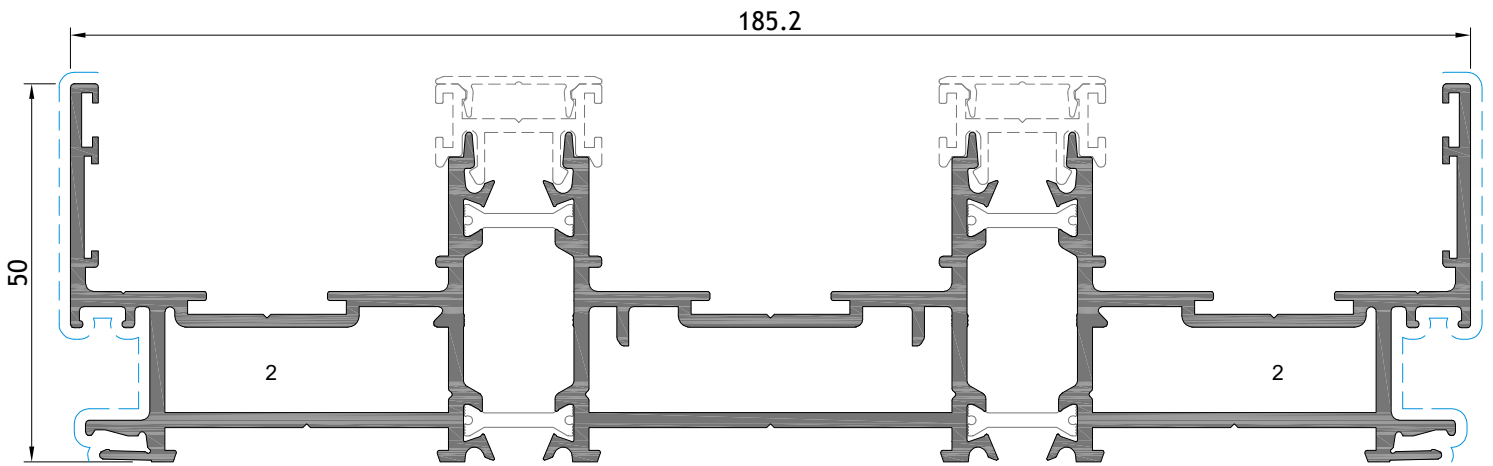
OS 06
(padieira)
(lintel | linteau)

1 - ESQUADRO ESPECIAL OS-06

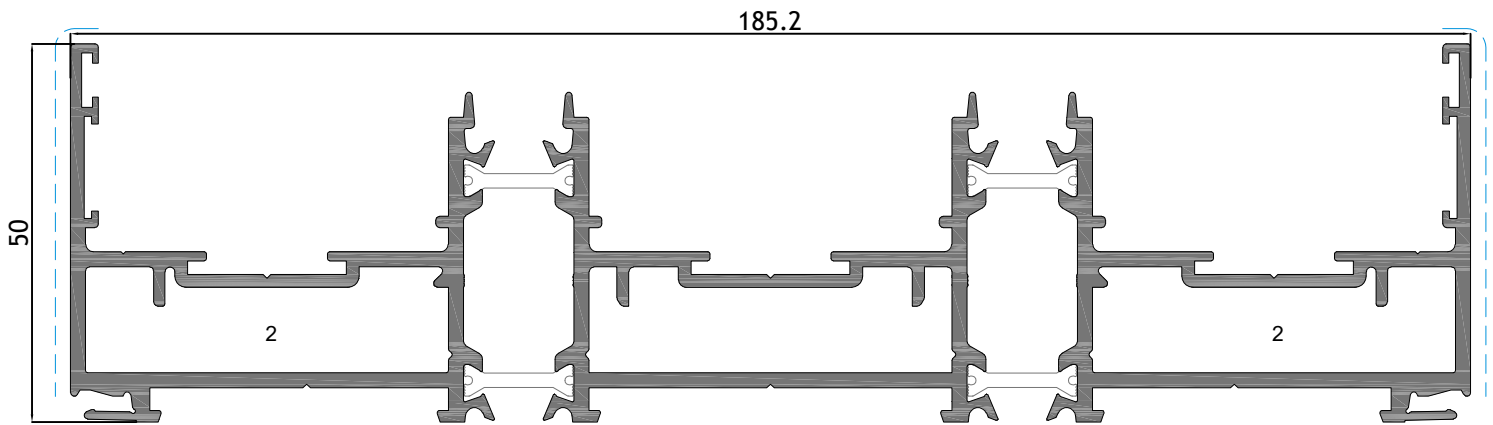
2 - ESQUADRO 18-3712-C

3 - ESQUADRO 18-1412-C

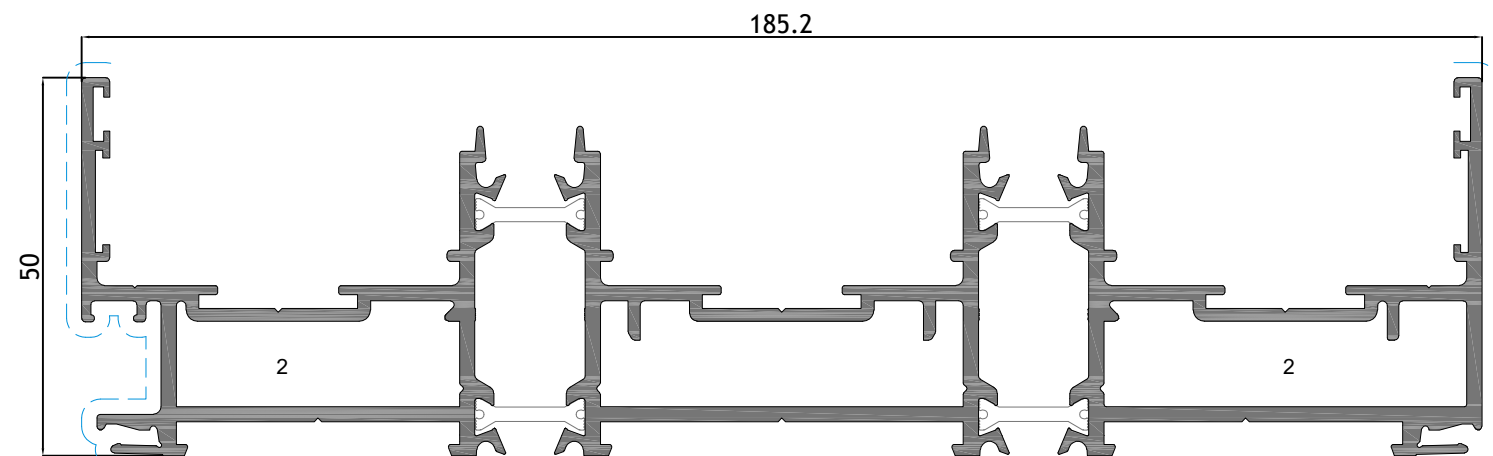
4 - ESQUADRO 18-3112-C



OS 71
(ombreira/padieira/soleira)
(door jamb/linte/sill/ | jambage/linteau/seuil)



OS 19
(ombreira/padieira)
(door jamb/lintel | jambage/linteau)



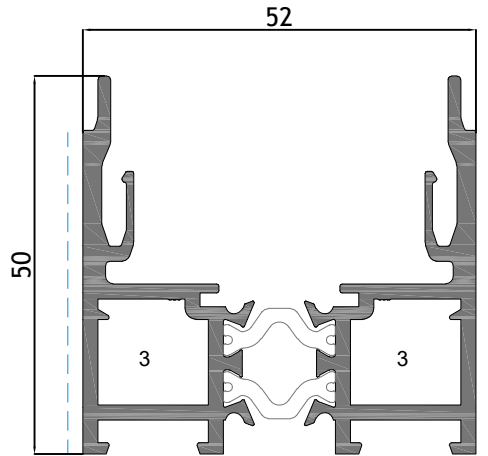
OS 29
(soleira | (sill | seuil)

1 - ESQUADRO ESPECIAL OS-06

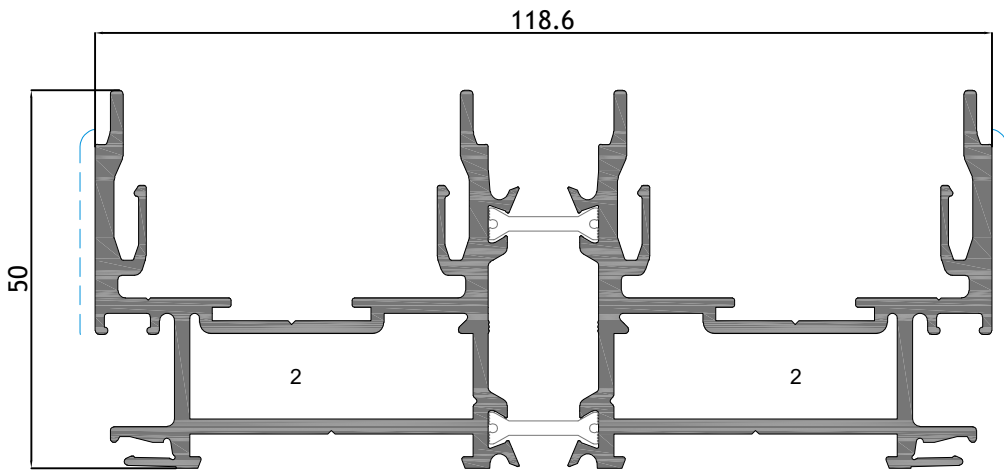
2 - ESQUADRO 18-3712-C

3 - ESQUADRO 18-1412-C

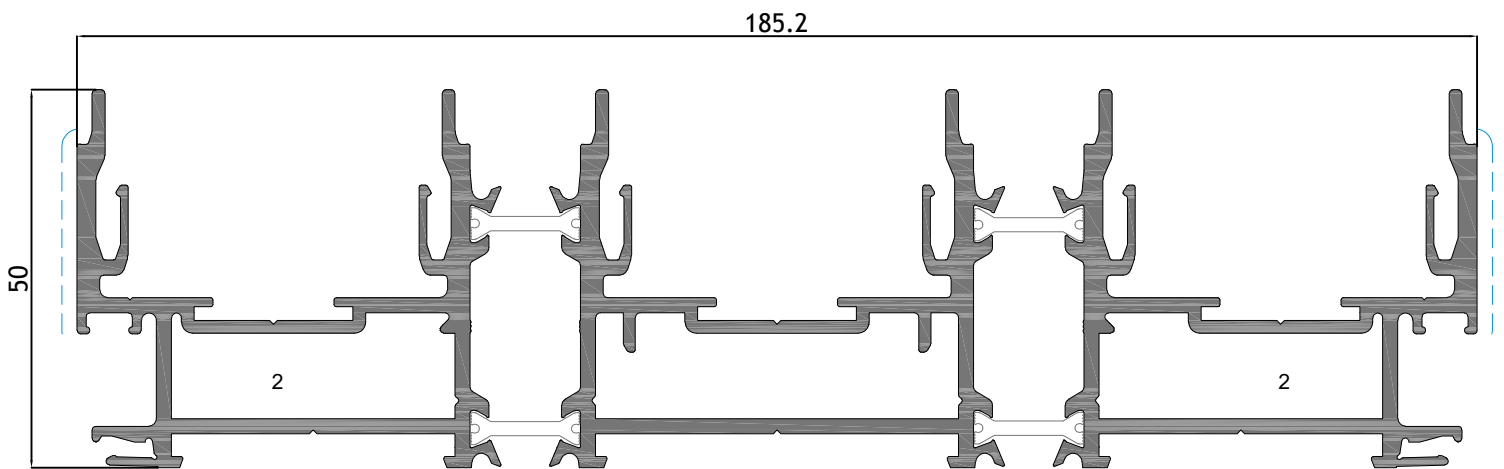
4 - ESQUADRO 18-3112-C



OS 16
(soleira oculta)
(concealed sill | seuil caché)



OS 15
(soleira oculta)
(concealed sill | seuil caché)



OS 73
(soleira oculta)
(concealed sill | seuil caché)

1 - ESQUADRO ESPECIAL OS-06

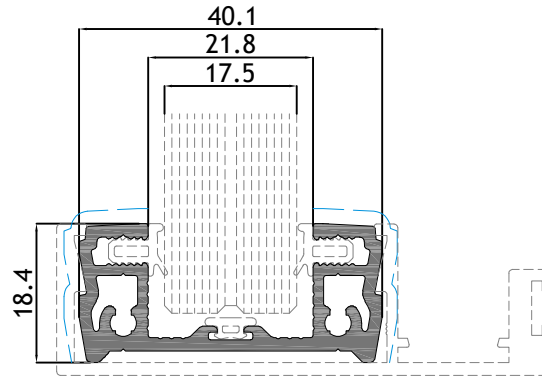
2 - ESQUADRO 18-3712-C

3 - ESQUADRO 18-1412-C

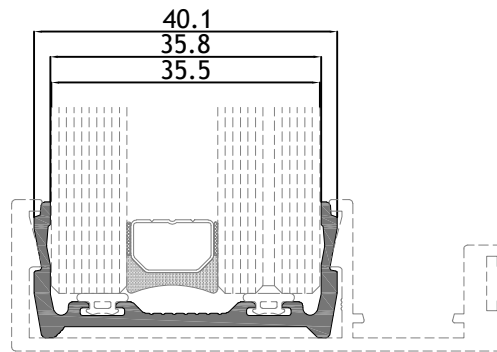
4 - ESQUADRO 18-3112-C

PERFIS NÃO DISPONÍVEIS (PERFIS COMPONENTES DO VIDRO)

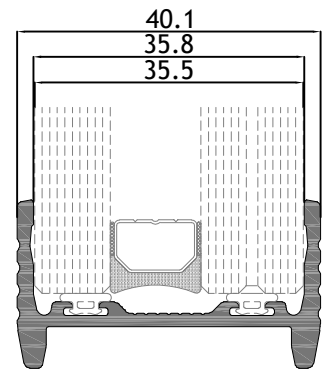
NOT AVAILABLE PROFILES (GLASS COMPONENT PROFILES) | PROFILÉS PAS DISPONIBLES (PROFILÉS COMPOSANT DU VERRE)



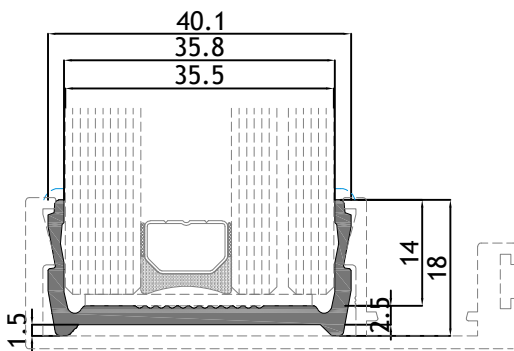
OS 87



VO 97

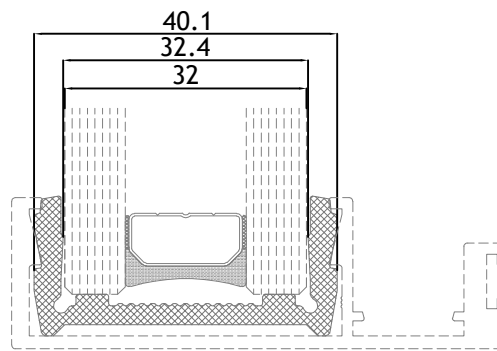


VO 98



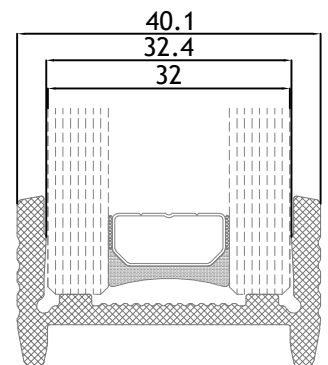
OS 97

Perfil anodizado a 20μ
20μ anodized profile
Profilé anodisé 20μ



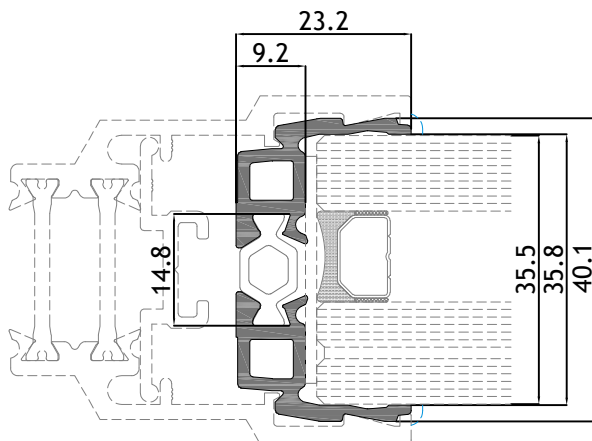
OS 96

(Poliamida)
(Polyamide)

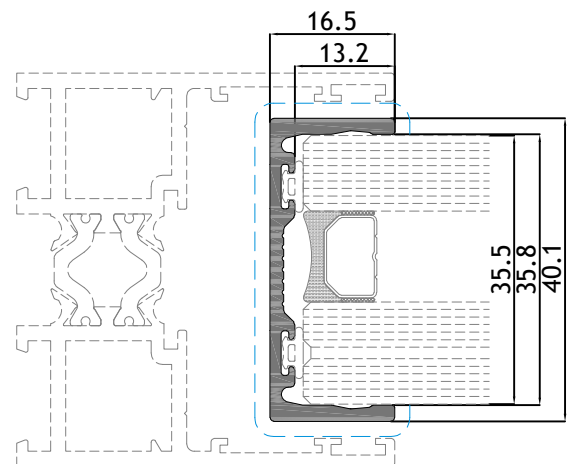


OS 96B

(Poliamida)
(Polyamide)

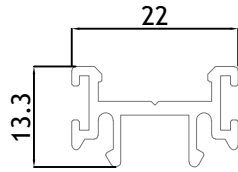


OS 98

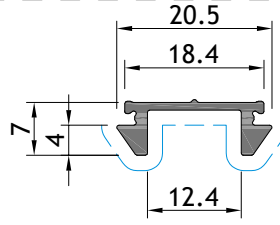


VO 96

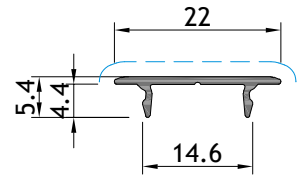
OS 801
(Inox)
(Stainless steel)
(Acier inox)



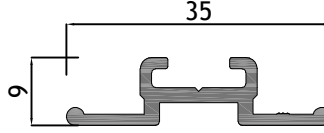
OS 95
(Poliamida)
(Polyamide)



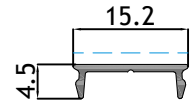
OS 35



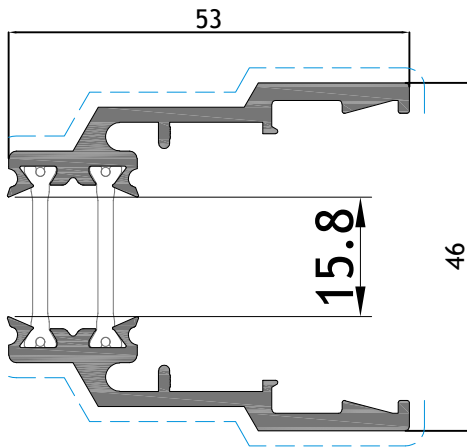
OS 30



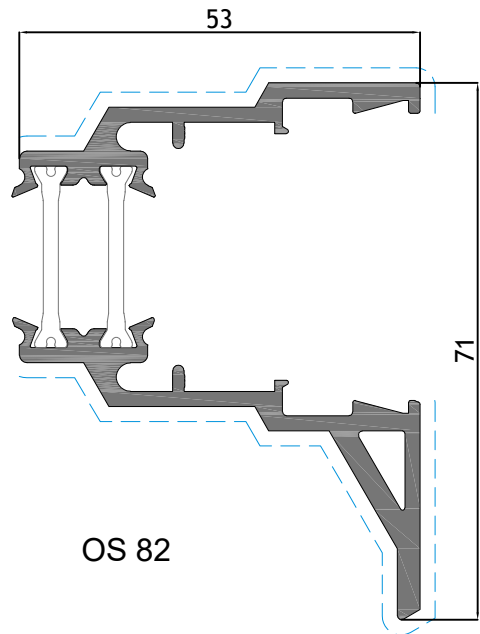
OS 33



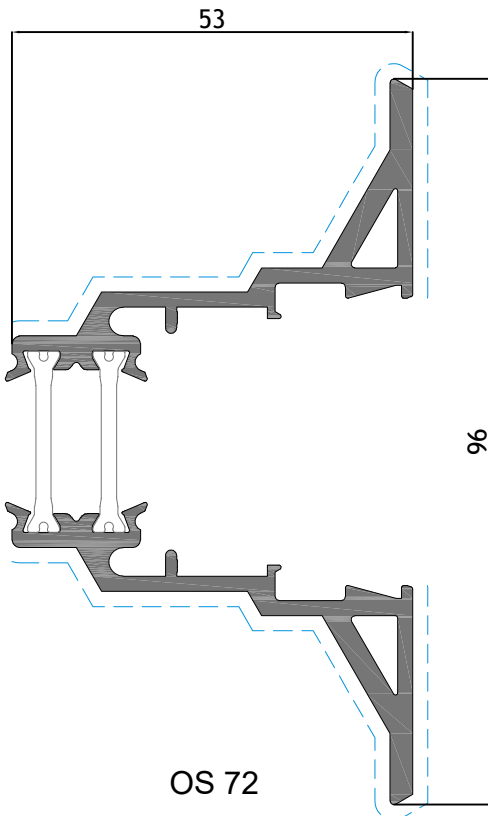
AT 30



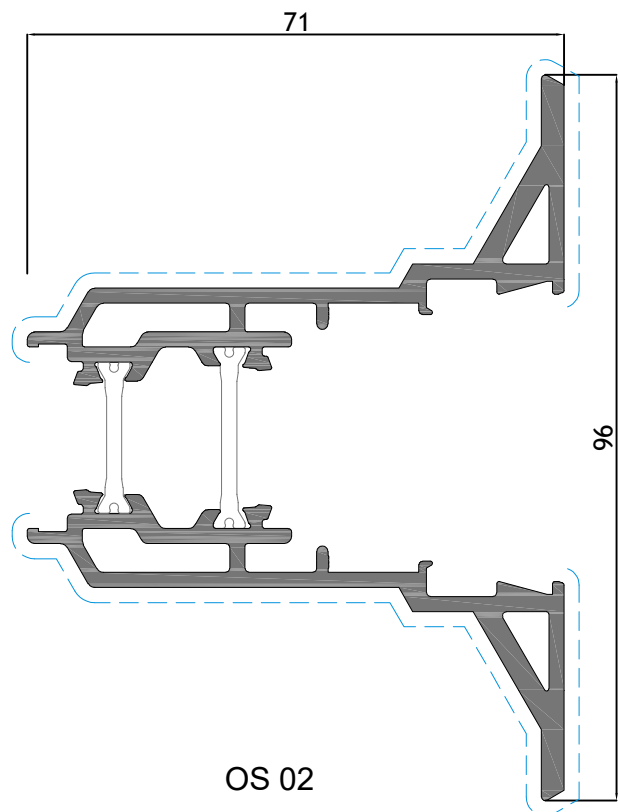
OS 12



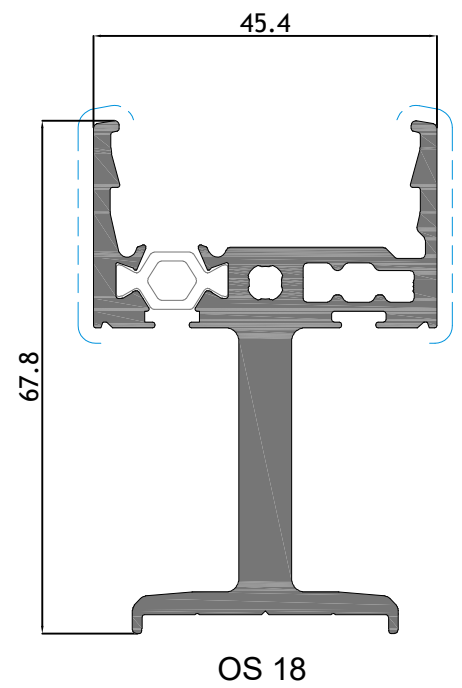
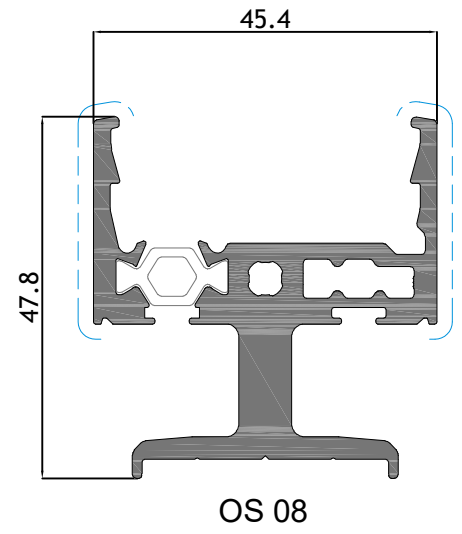
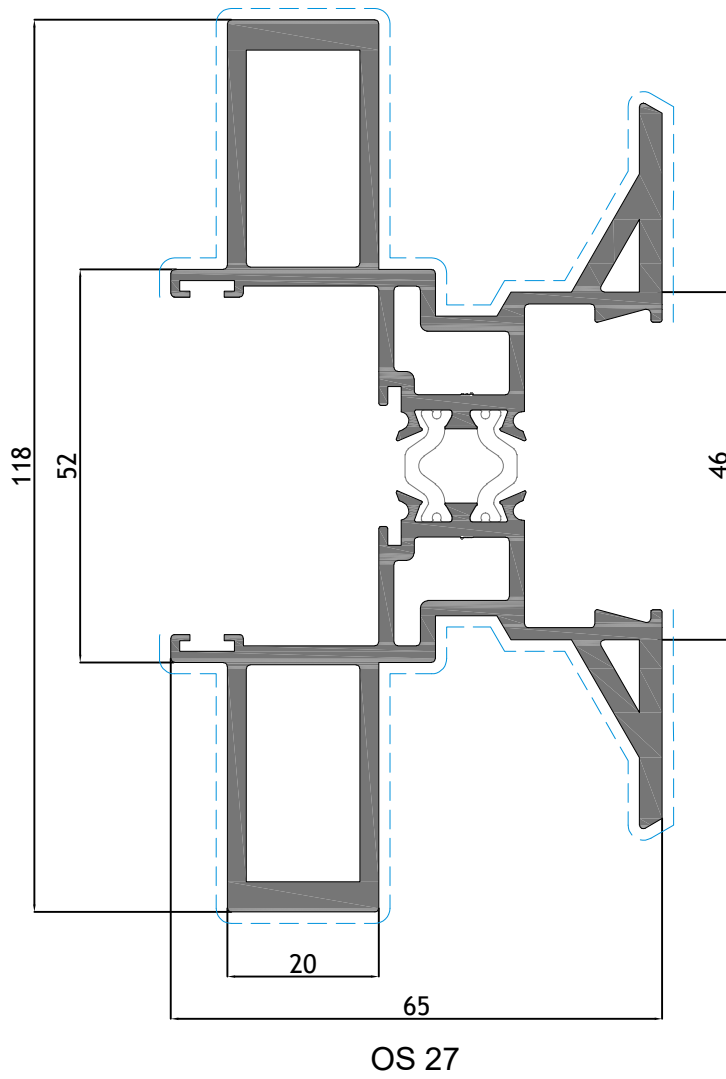
OS 82

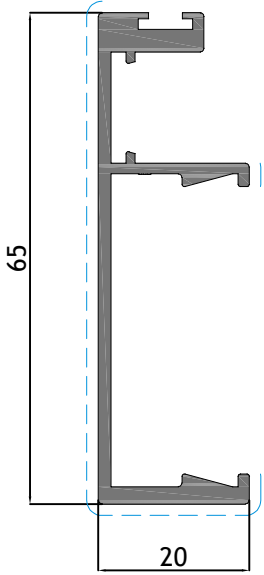


OS 72

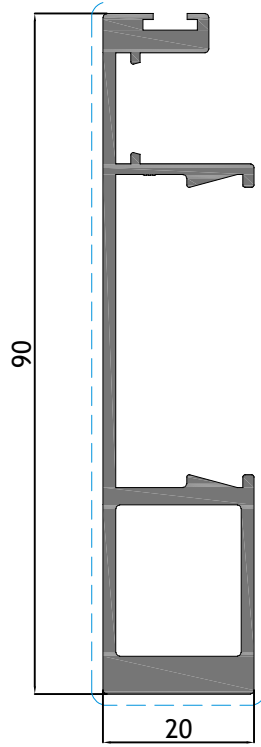


OS 02

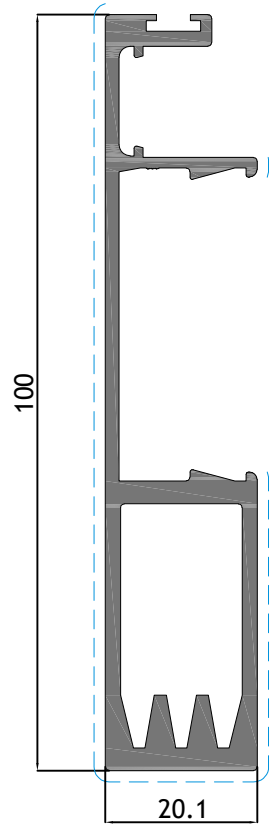




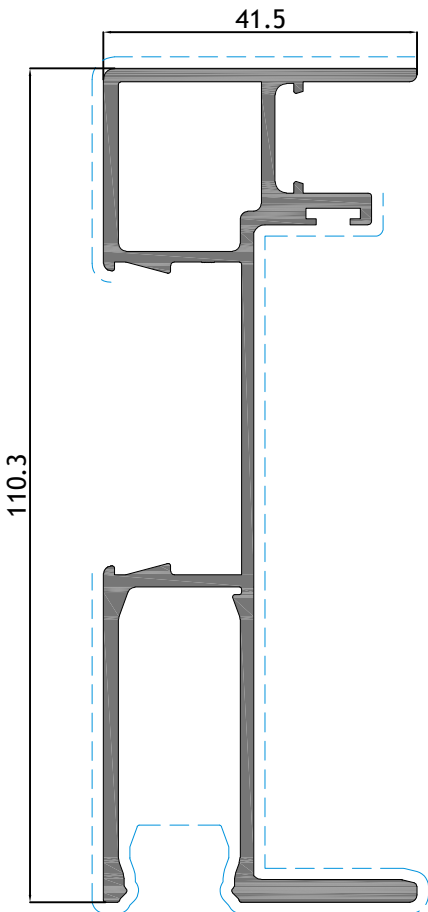
OS 11



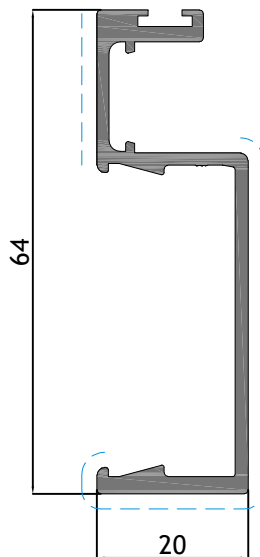
OS 51



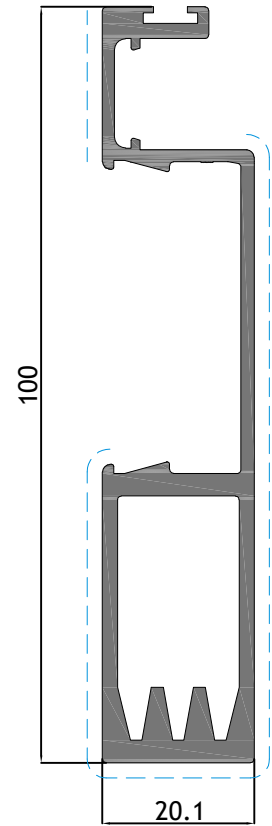
OS 61



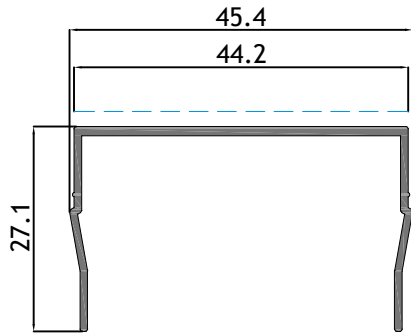
OS 07



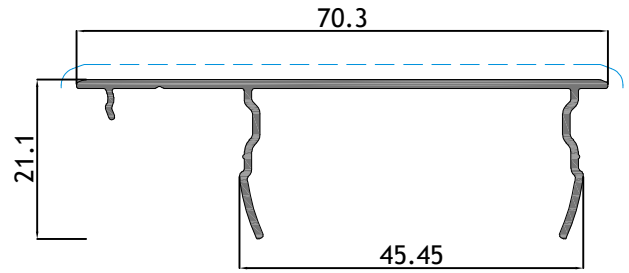
OS 17



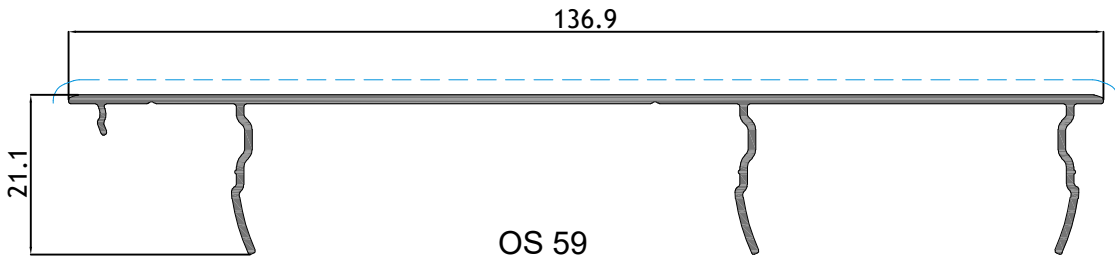
OS 67



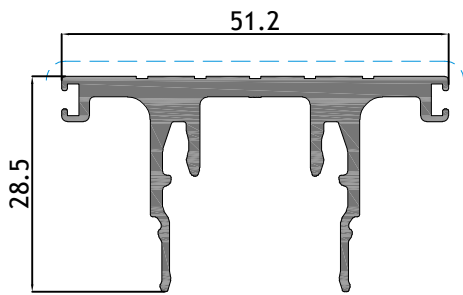
OS 50



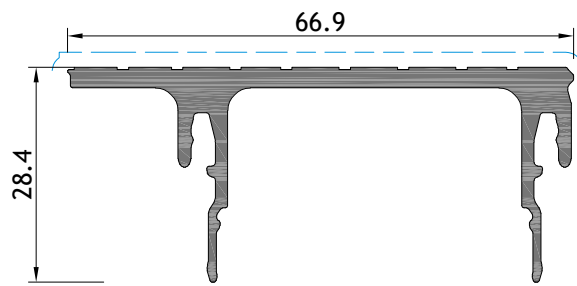
OS 49



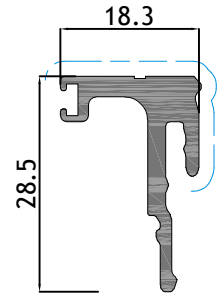
OS 59



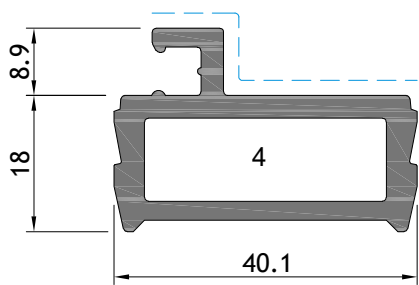
OS 41



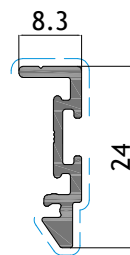
OS 42



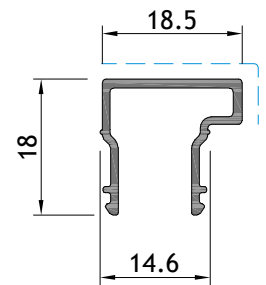
OS 40



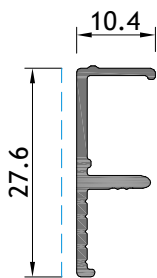
OS 47



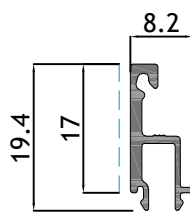
SO 35



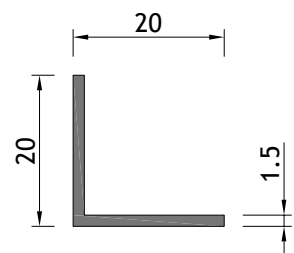
OS 48



OS 31



TL 30



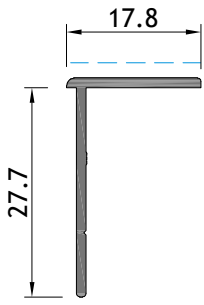
KL 20

1 - ESQUADRO ESPECIAL OS-06

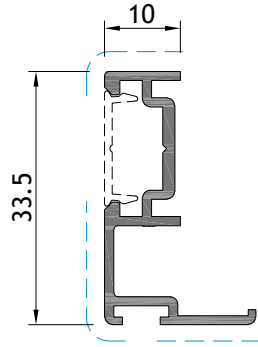
2 - ESQUADRO 18-3712-C

3 - ESQUADRO 18-1412-C

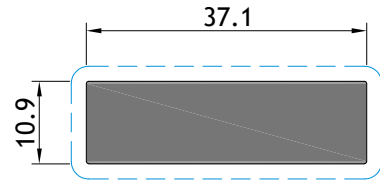
4 - ESQUADRO 18-3112-C



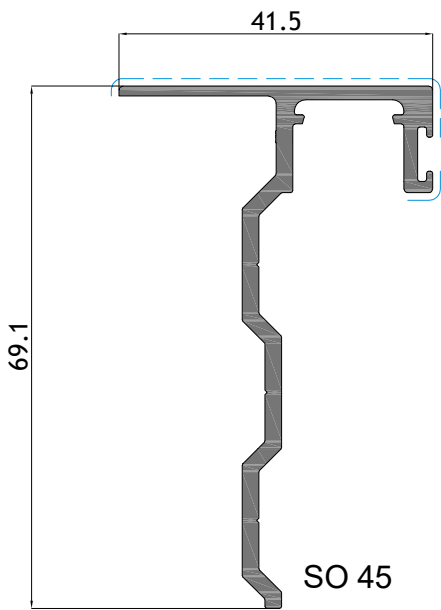
JM 81



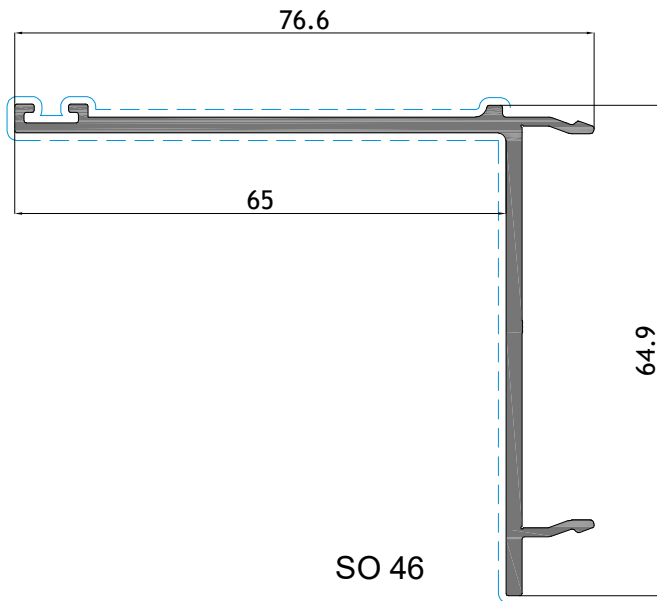
JF 66



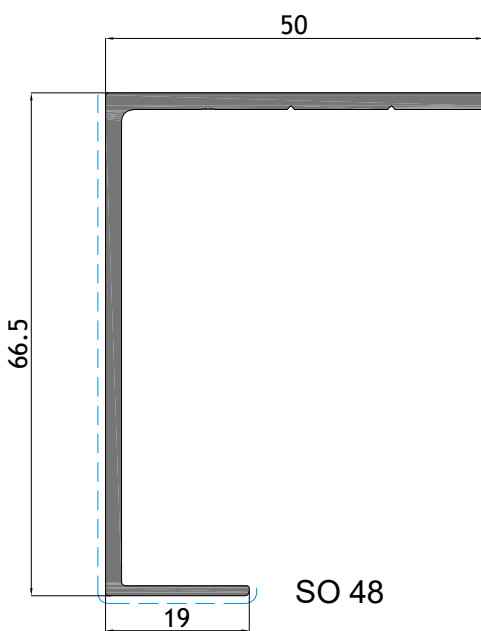
KB 37



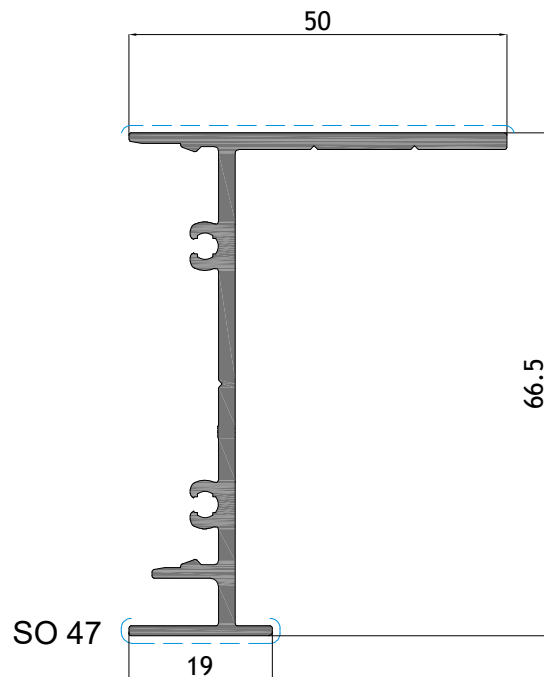
SO 45



SO 46



SO 48



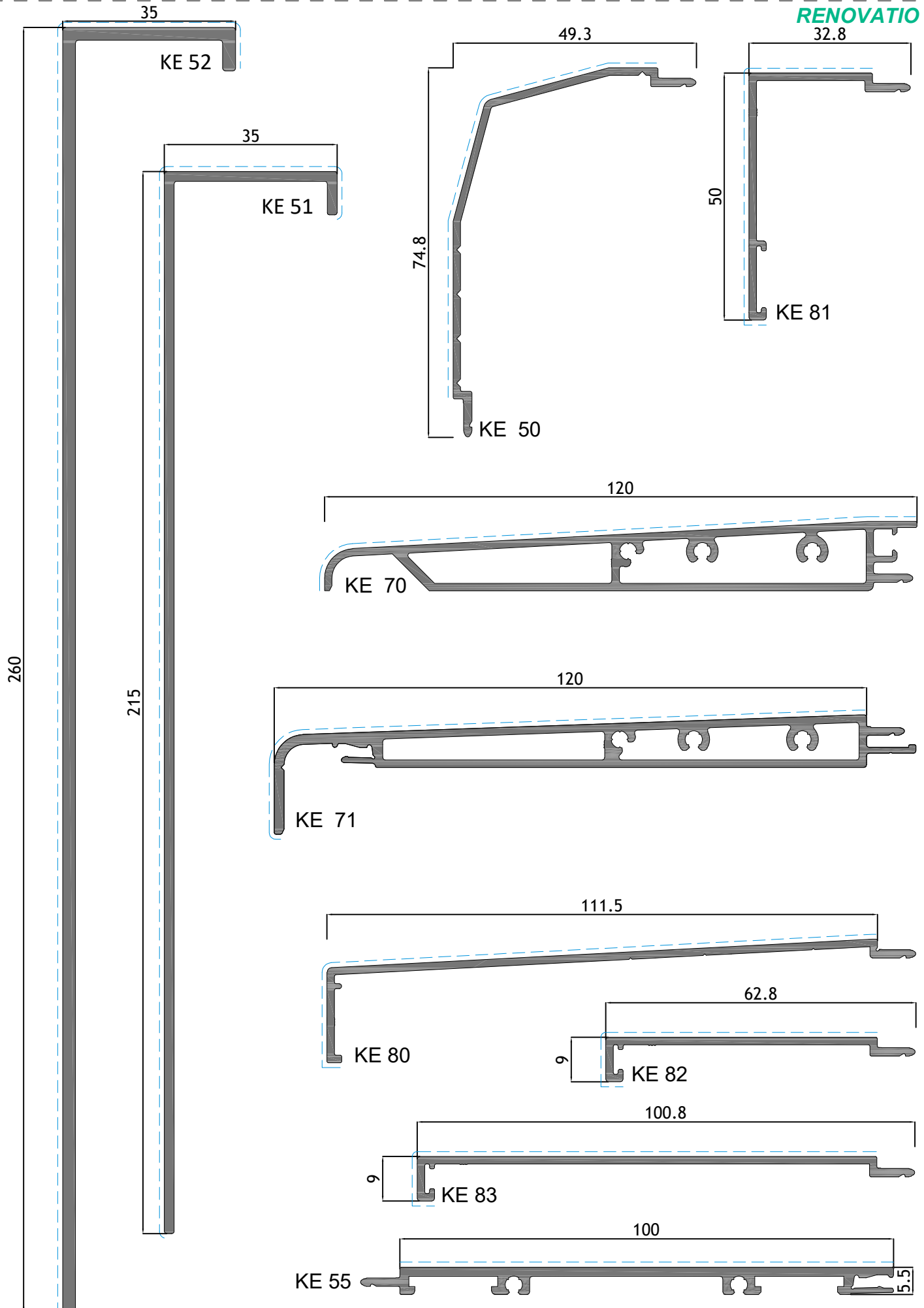
SO 47

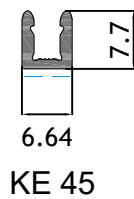
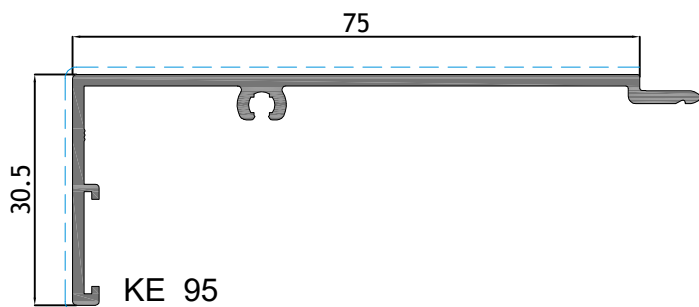
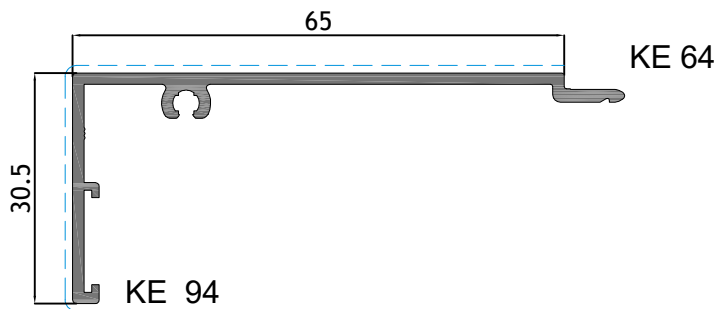
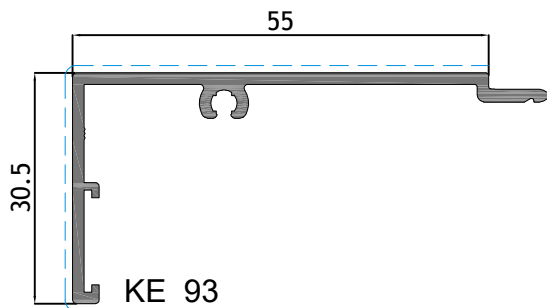
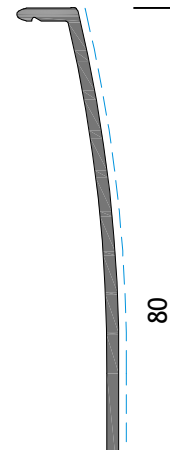
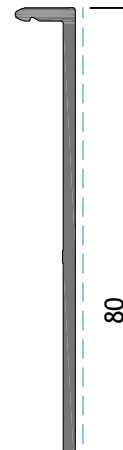
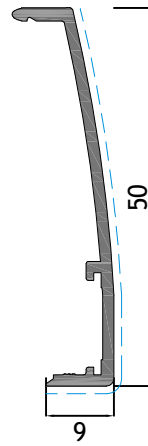
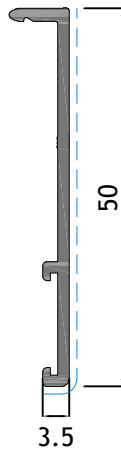
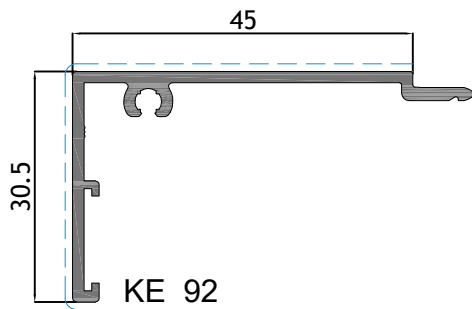
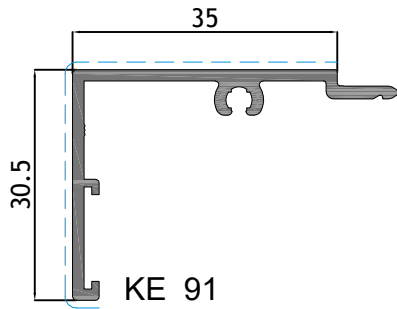
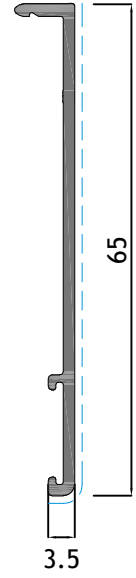
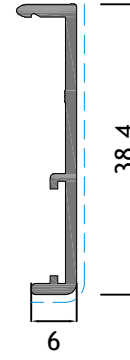
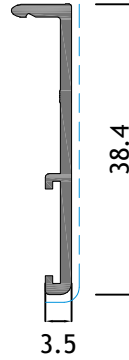
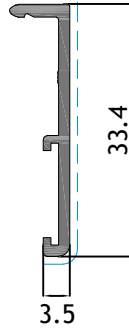
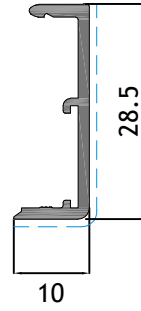
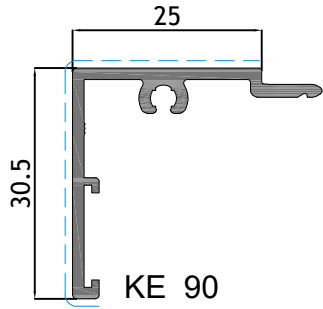
1 - ESQUADRO ESPECIAL OS-06

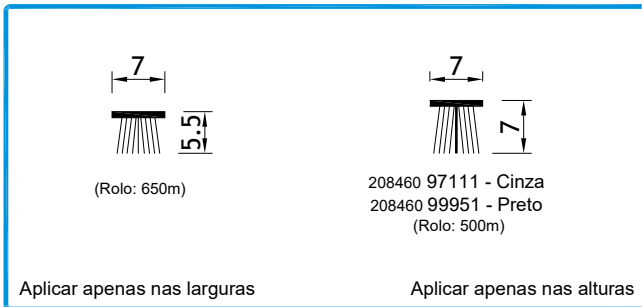
2 - ESQUADRO 18-3712-C

3 - ESQUADRO 18-1412-C

4 - ESQUADRO 18-3112-C







(Rolo: 650m)

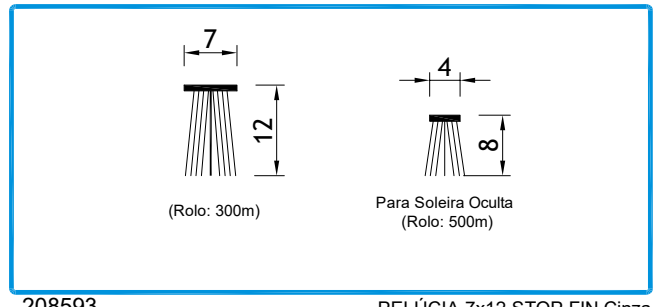
208460 97111 - Cinza
208460 99951 - Preto
(Rolo: 500m)

Aplicar apenas nas larguras

Aplicar apenas nas alturas

208450
208465
208460

VELÚCIA 7x5.5 Cinza
VELÚCIA 7x5.5 Preta
VELÚCIA 7x7 S-FIN Cinza/Preto

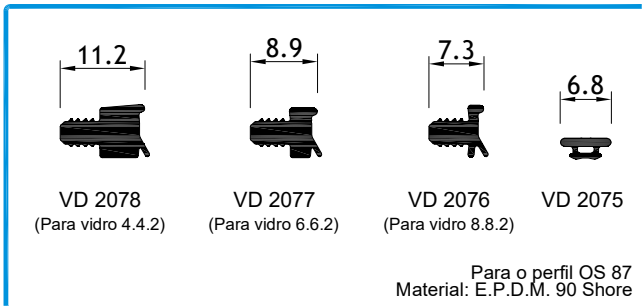


(Rolo: 300m)

Para Soleira Oculta
(Rolo: 500m)

208593
208466
208468
208469

VELÚCIA 7x12 STOP-FIN Cinza
VELÚCIA 7x12 STOP-FIN Preta
SRF 4X8 2P1M GR A Cinza
SRF 4X8 2P1M BK A Preta



VD 2078
(Para vidro 4.4.2)

VD 2077
(Para vidro 6.6.2)

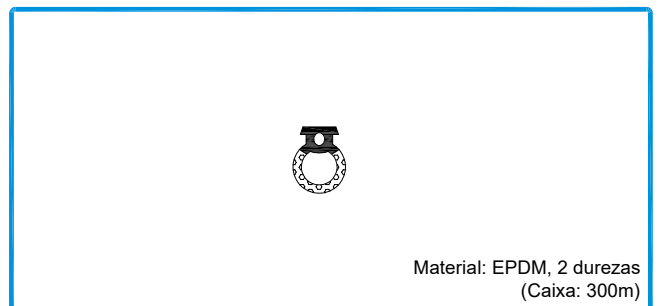
VD 2076
(Para vidro 8.8.2)

VD 2075

Para o perfil OS 87
Material: E.P.D.M. 90 Shore

208186
208187
208188
208207


VEDANTE VD 2075
VEDANTE VD 2076
VEDANTE VD 2077
VEDANTE VD 2078



Material: EPDM, 2 durezas
(Caixa: 300m)

208008

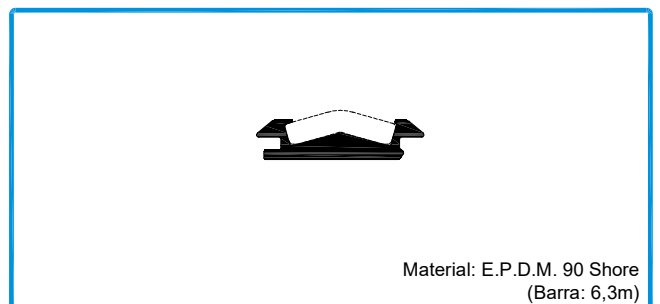
JUNTA DE ESTANQUIDADE 2051



Material: E.P.D.M.
(Rolo: 100m)

208290

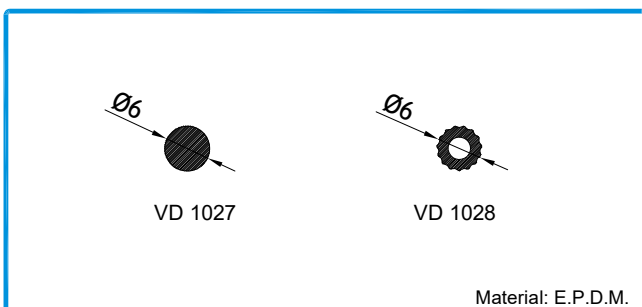
JUNTA 2063



Material: E.P.D.M. 90 Shore
(Barra: 6,3m)

208193

VD 2060



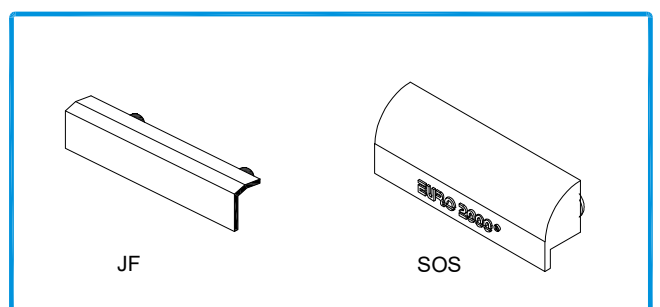
VD 1027

VD 1028

Material: E.P.D.M.

208310
208311

VEDANTE PARA MOSQUITEIRA 1027 Pr.
VEDANTE PARA MOSQUITEIRA 1028 Pr.

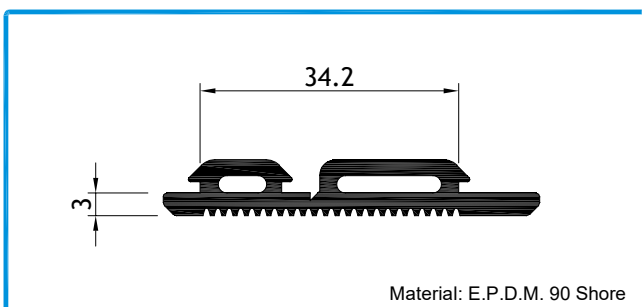


JF

SOS

210146
210280

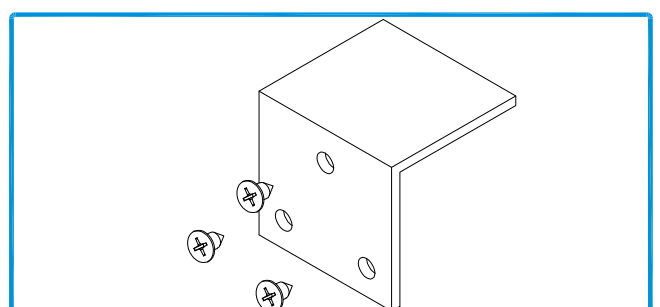
GOTEIRA JF
GOT. SOS C/VÁLV. Br



Material: E.P.D.M. 90 Shore

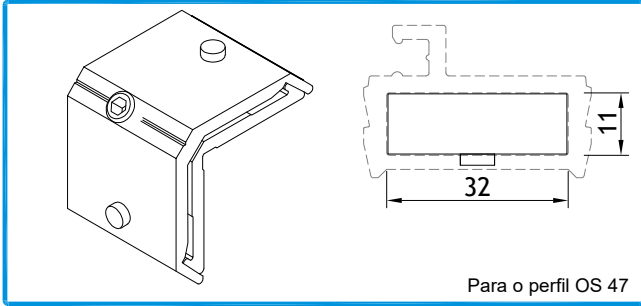
208181

VD 2074



213306

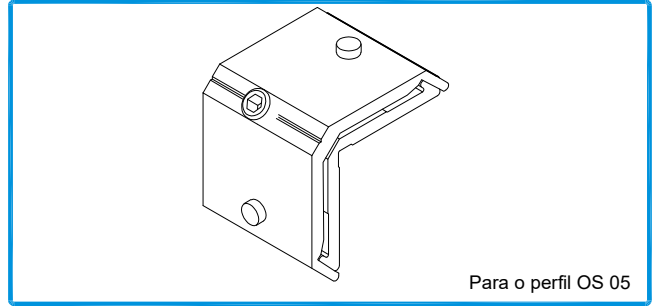
ÂNGULO REMATE CENTRAL



204149

ESQUADRO 18-3112-C

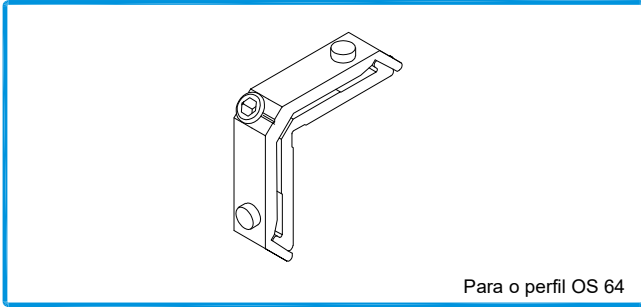
Para o perfil OS 47



204155

ESQUADRO 18-3712 C

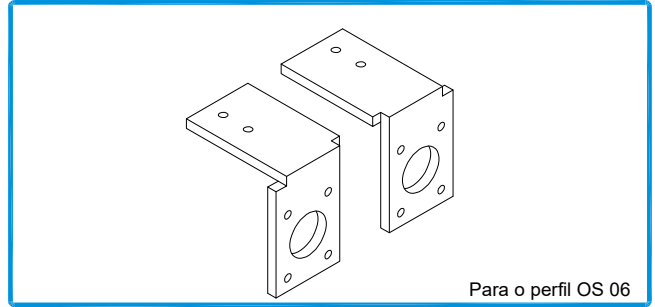
Para o perfil OS 05



204851

ESQUADRO 18-1412 C

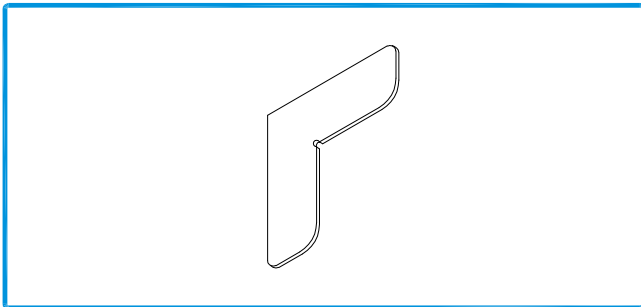
Para o perfil OS 64



204145

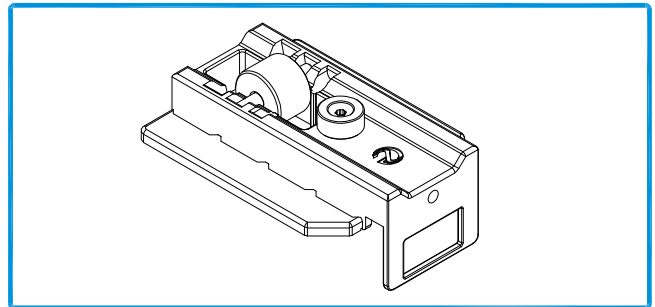
ESQUADRO ESPECIAL OS-06

Para o perfil OS 06



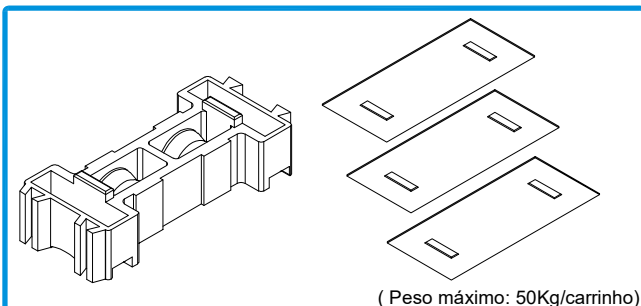
213246

CANTO CR S/SB



205161

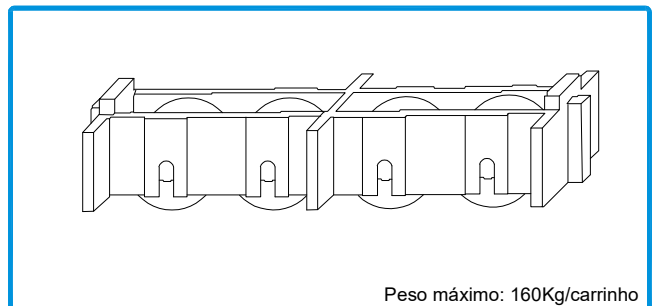
CARRINHO-GUIA OS SUPERIOR Nº. 3



212099

CARRINHO OS

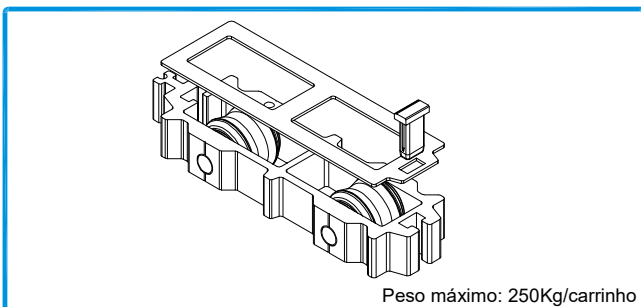
(Peso máximo: 50Kg/carrinho)



205121

CARRINHO OS 4 RODAS INOX

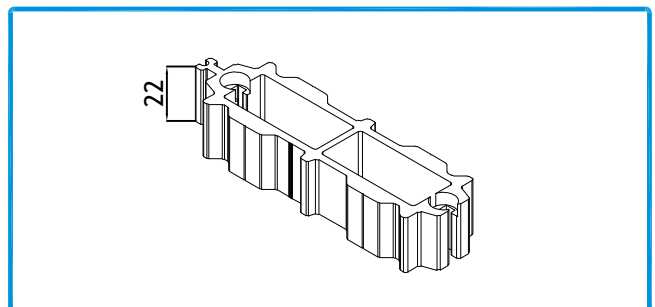
Peso máximo: 160Kg/carrinho



205162

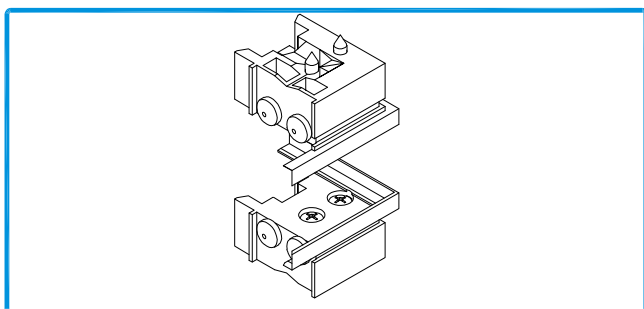
CARRINHO OS Nº5

Peso máximo: 250Kg/carrinho

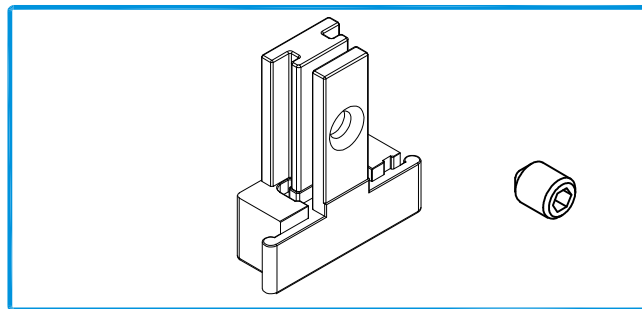


218134

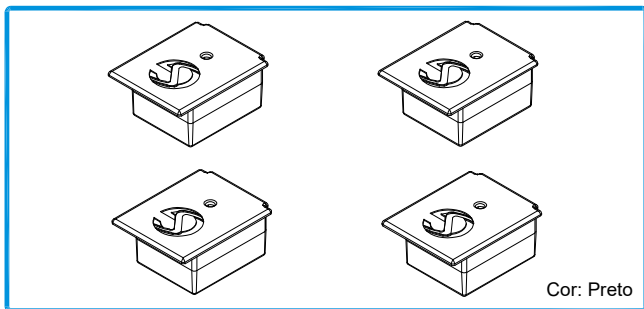
CALÇO FIXO OS-DOUBLE



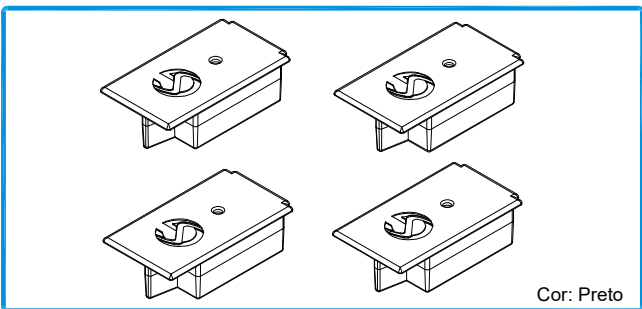
212258 CONJUNTO TOPOS CANTO OS-55



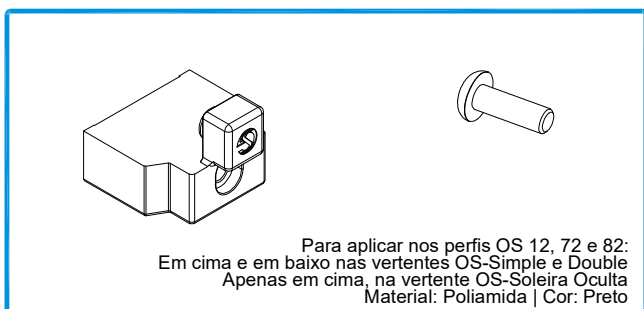
210260 TOPO PARA OS-33



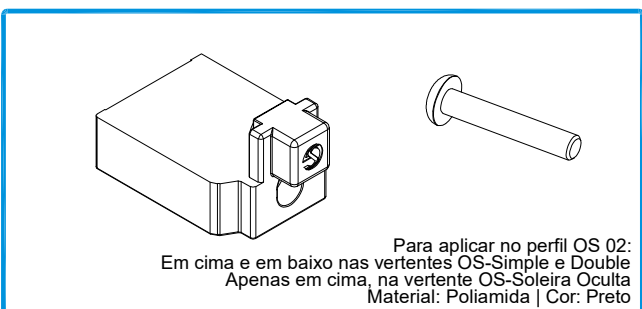
212065 CONJUNTO TOPOS OS-51 Cor: Preto



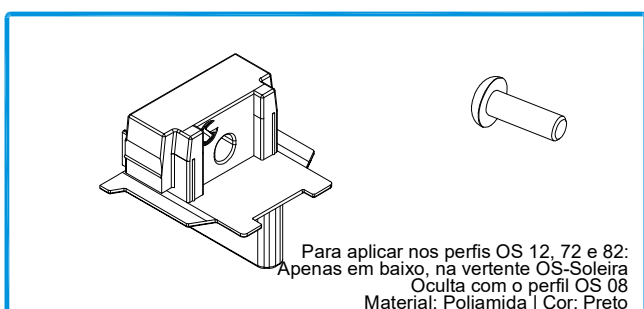
212066 CONJUNTO TOPOS OS-61 Cor: Preto



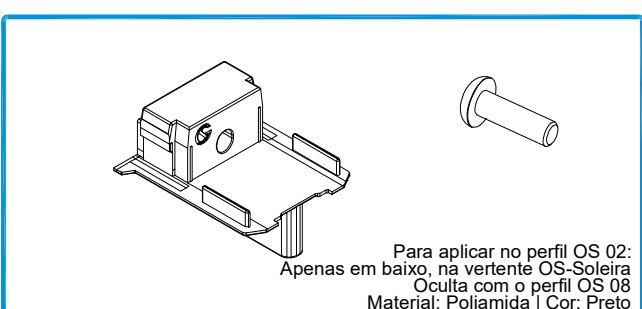
210137 TOPO LATERAL SUP. INF. N°3 OS-V2



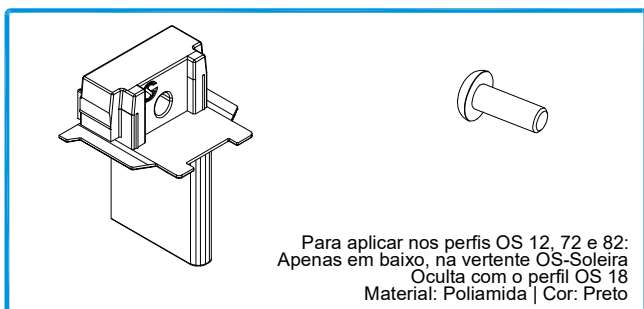
210149 TOPO LATERAL SUP. INF. N°13 OS-V2 - FECHADURA



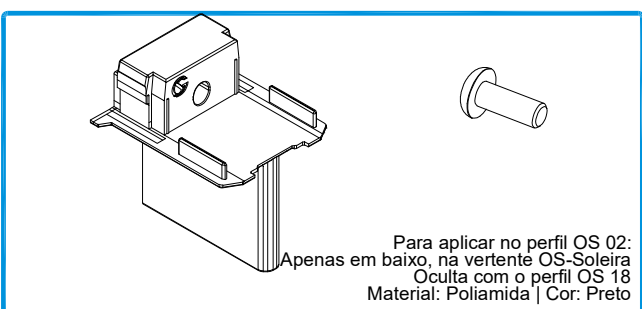
210135 TOPO LATERAL INF. 20mm N°5 OS-V2 S.INVIS



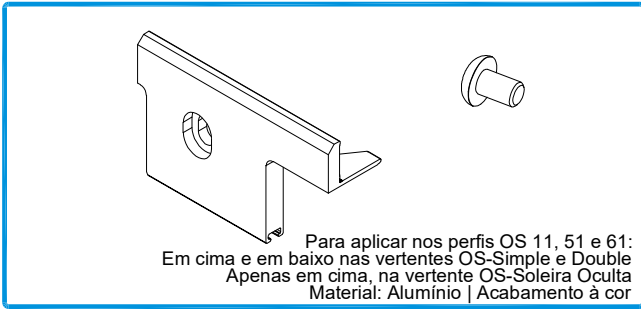
210141 TOPO LATERAL INF. 20mm N°7 OS-V2 S.INVIS-FECHADURA



210136 TOPO LATERAL INF. 40mm N°9 OS-V2 S.INVIS

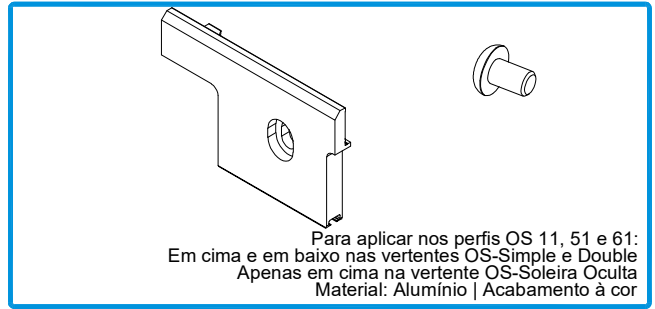


210147 TOPO LATERAL INF. 40mm N°11 OS-V2 S.INVIS-FECHADURA



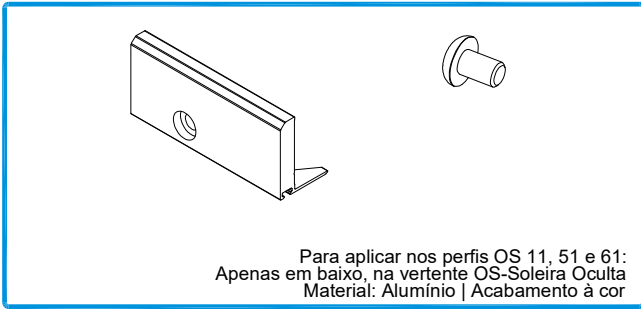
Para aplicar nos perfis OS 11, 51 e 61:
Em cima e em baixo nas vertentes OS-Simple e Double
Apenas em cima, na vertente OS-Soleira Oculta
Material: Alumínio | Acabamento à cor

210094 TOPO CENTRAL Nº2 OS V2 ESQUERDO



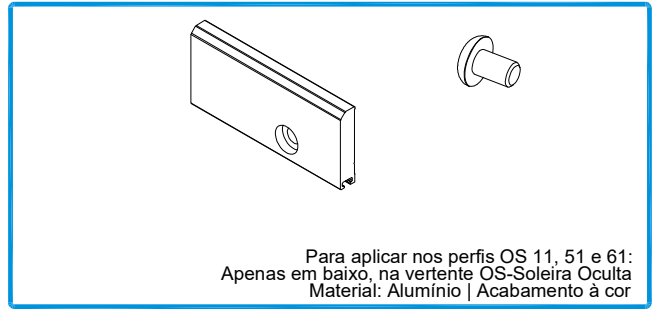
Para aplicar nos perfis OS 11, 51 e 61:
Em cima e em baixo nas vertentes OS-Simple e Double
Apenas em cima na vertente OS-Soleira Oculta
Material: Alumínio | Acabamento à cor

210095 TOPO CENTRAL Nº2 OS V2 DIREITO



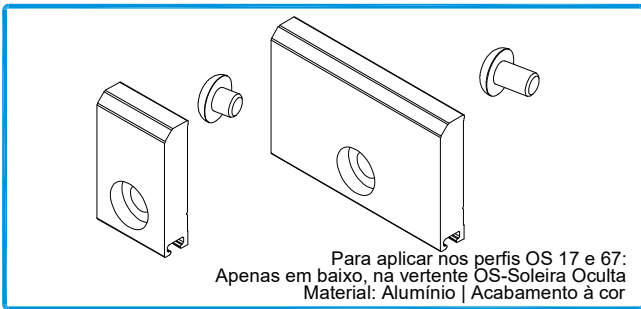
Para aplicar nos perfis OS 11, 51 e 61:
Apenas em baixo, na vertente OS-Soleira Oculta
Material: Alumínio | Acabamento à cor

210125 TOPO CENTRAL Nº6 OS V2 SOL OCULTA ESQUERDO



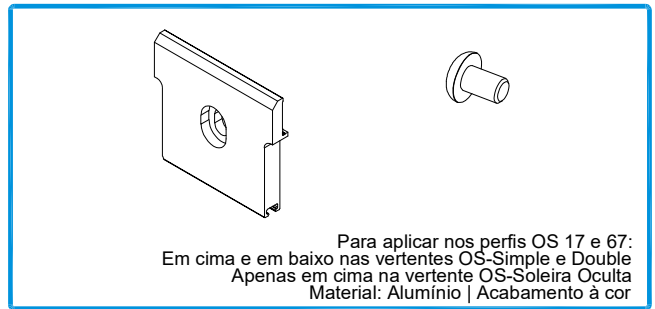
Para aplicar nos perfis OS 11, 51 e 61:
Apenas em baixo, na vertente OS-Soleira Oculta
Material: Alumínio | Acabamento à cor

210126 TOPO CENTRAL Nº6 OS V2 SOL OCULTA DIREITO



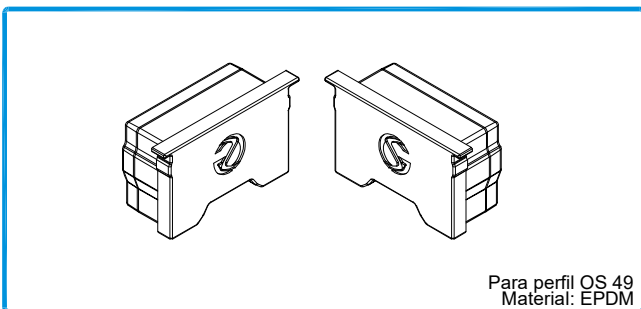
Para aplicar nos perfis OS 17 e 67:
Apenas em baixo, na vertente OS-Soleira Oculta
Material: Alumínio | Acabamento à cor

212451 CONJUNTO TOPO CENTRAL INV. Nº8 OS V2 SOL OCULTA



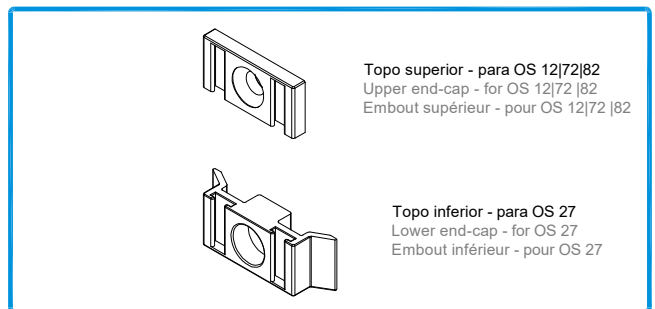
Para aplicar nos perfis OS 17 e 67:
Em cima e em baixo nas vertentes OS-Simple e Double
Apenas em cima na vertente OS-Soleira Oculta
Material: Alumínio | Acabamento à cor

210096 TOPO CENTRAL INVERTIDO Nº. 4 OS-V2



Para perfil OS 49
Material: EPDM

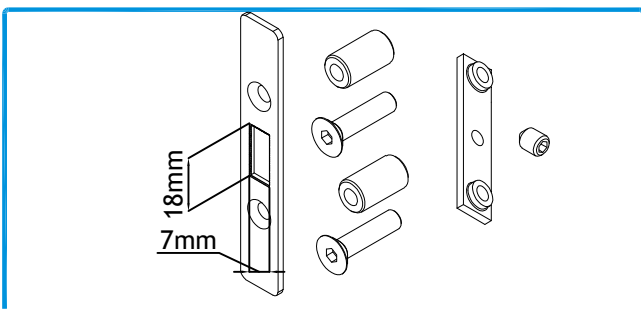
212379 CONJUNTO TOPO AMORTECEDOR OS 49



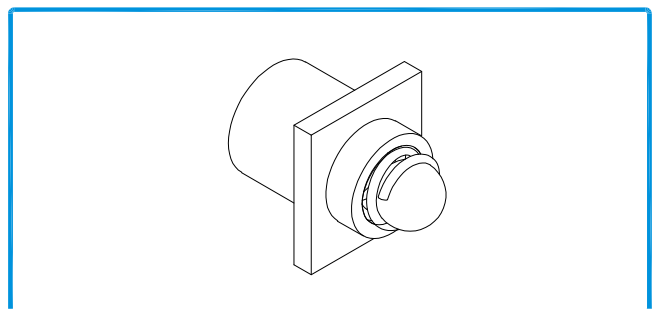
Topo superior - para OS 12|72|82
Upper end-cap - for OS 12|72|82
Embout supérieur - pour OS 12|72|82

Topo inferior - para OS 27
Lower end-cap - for OS 27
Embout inférieur - pour OS 27

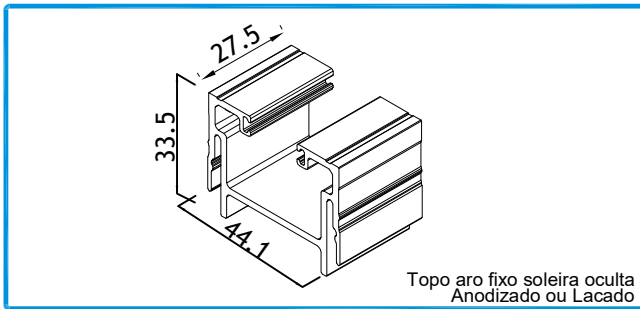
212124 CONJUNTO TOPOS PARA OS 27



280007 TESTA PARA FECHO OS



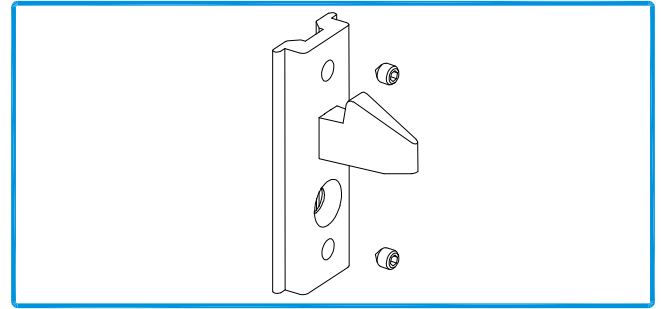
228166 MOLTA RETENÇÃO PARA FECHO OS



Topo aro fixo soleira oculta
Anodizado ou Lacado

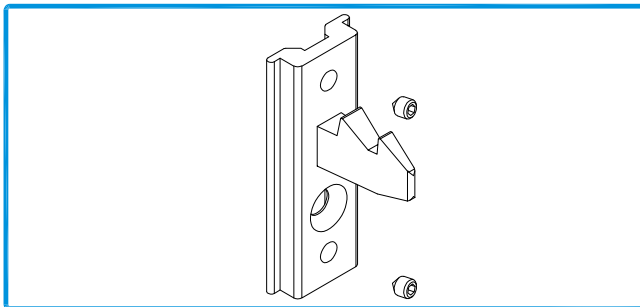
210153

TOPO ARO FIXO SOLEIRA OCULTA V2



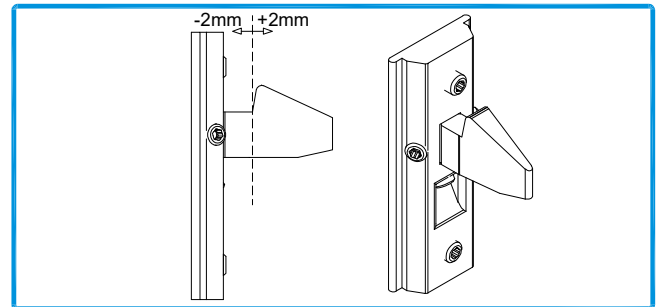
202312

CONTRA-FECHO OS - INOX 316L



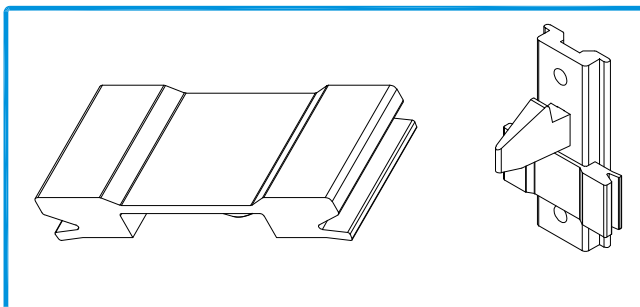
202314

CONTRA-FECHO DUPLO OS - INOX 316L



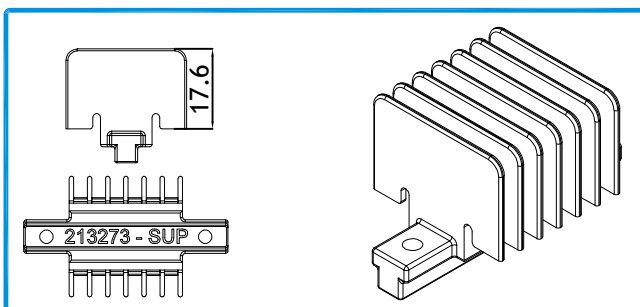
202315

CONTRA-FECHO OS COM AFINAÇÃO - INOX 316L



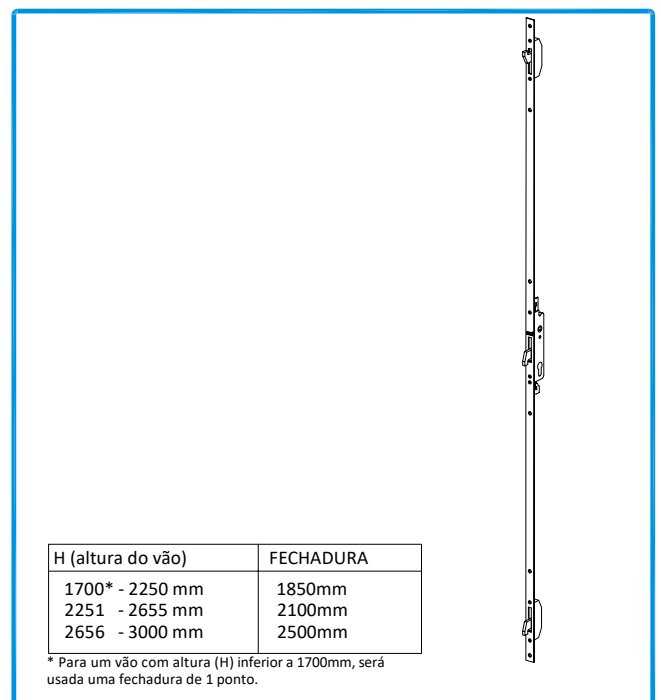
213217

AMORTECEDOR OS



213273

CORTA VENTO SUPERIOR OS



201053

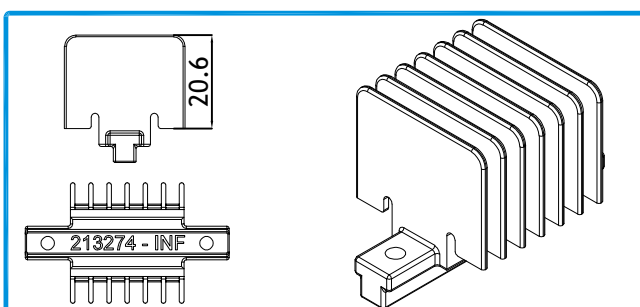
FECHADURA OS 1850mm

201054

FECHADURA OS 2100mm

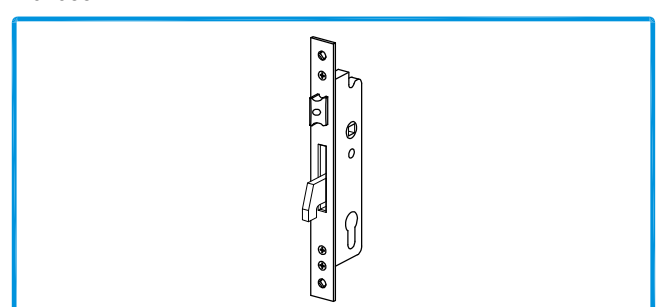
201055

FECHADURA OS 2500mm



213274

CORTA VENTO INFERIOR OS

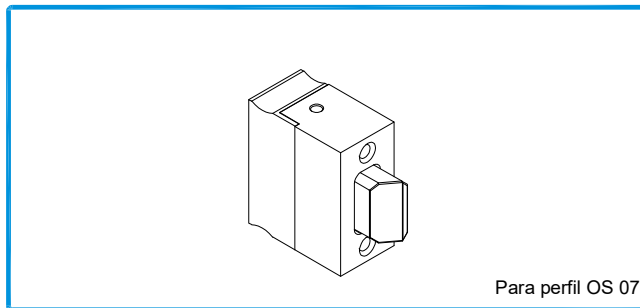


201202

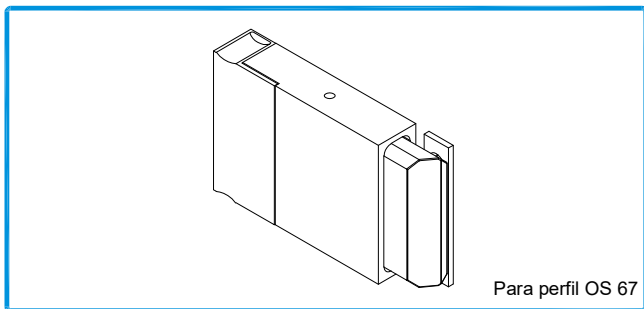
FECHADURA OS MONOPONTO



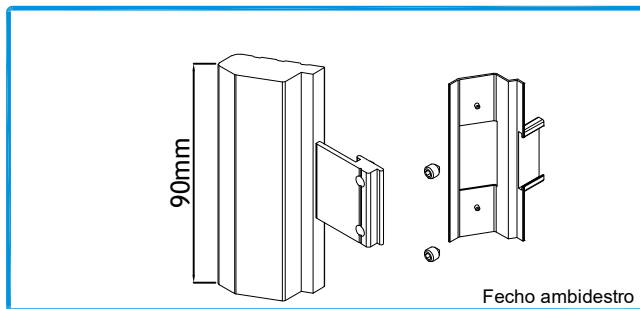
230020 SEGREDO 27.5/35 (INCLUI 3 CHAVES)



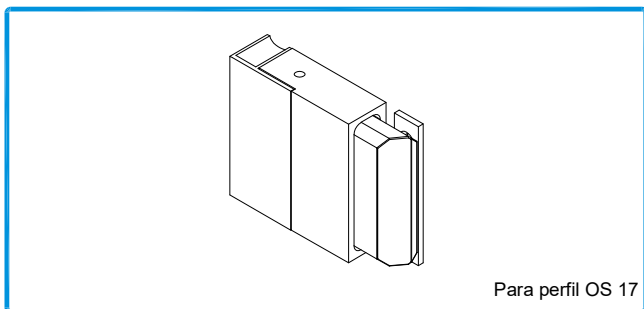
201066 Para perfil OS 07
FECHO CENTRAL OS Nº3



201274 Para perfil OS 67
FECHO CENTRAL OS



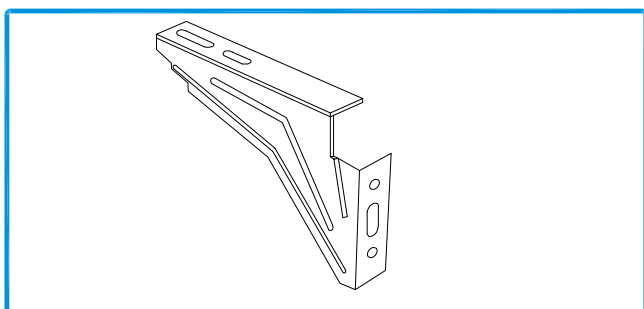
201065 90mm
Fecho ambidestro
FECHO LATERAL OS Nº3



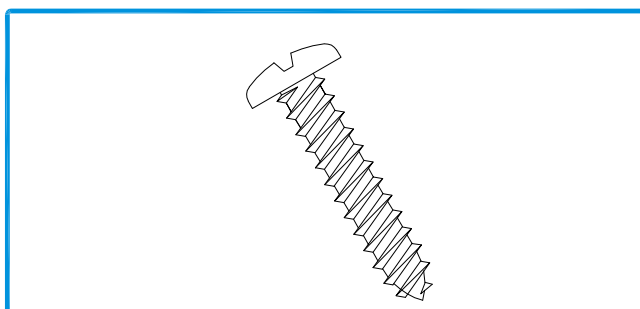
201067 Para perfil OS 17
FECHO CENTRAL OS Nº4




207220 PRESILHA M6 x 37mm



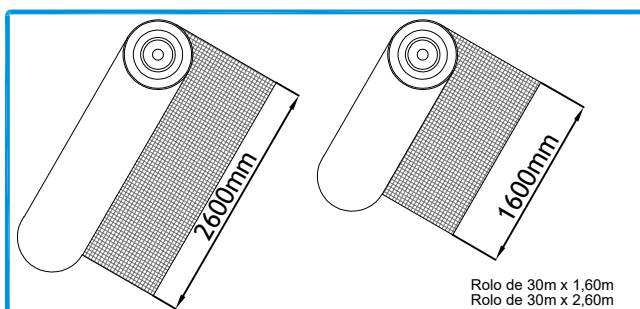
230019 SUPORTE DE FIXAÇÃO 120mm



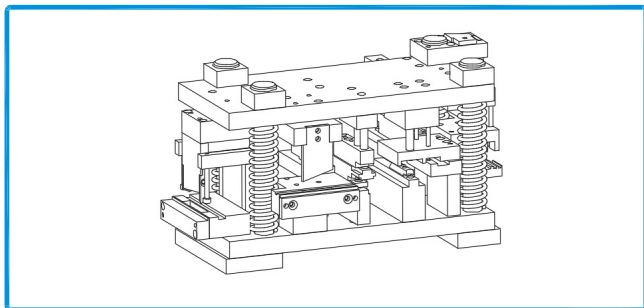
260020 PARAFUSO 006 (7/8 x 10 CQ)



218116 CALÇO SEPARADOR (50 x 70 mm)

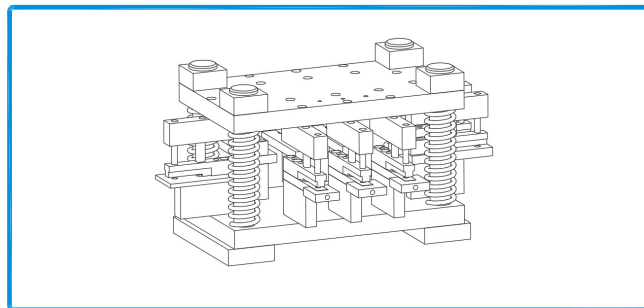


229105 Rolo de 30m x 1,60m
229106 Rolo de 30m x 2,60m
REDE MOSQUITEIRA EM FIBRA 1600mm (Cinza)
REDE MOSQUITEIRA EM FIBRA 2600mm (Cinza)



408168

CORTANTE OS



408174

CORTANTE ESQUADROS OS



208704

PRODUTO LIMPEZA DE ALUMÍNIO (1L) Transparente




208019

SELA JUNTAS 150gr. (Cinza)

INTENCIONALMENTE EM BRANCO
INTENTIONALLY BLANK
INTENTIONNELLEMENT BLANCHE

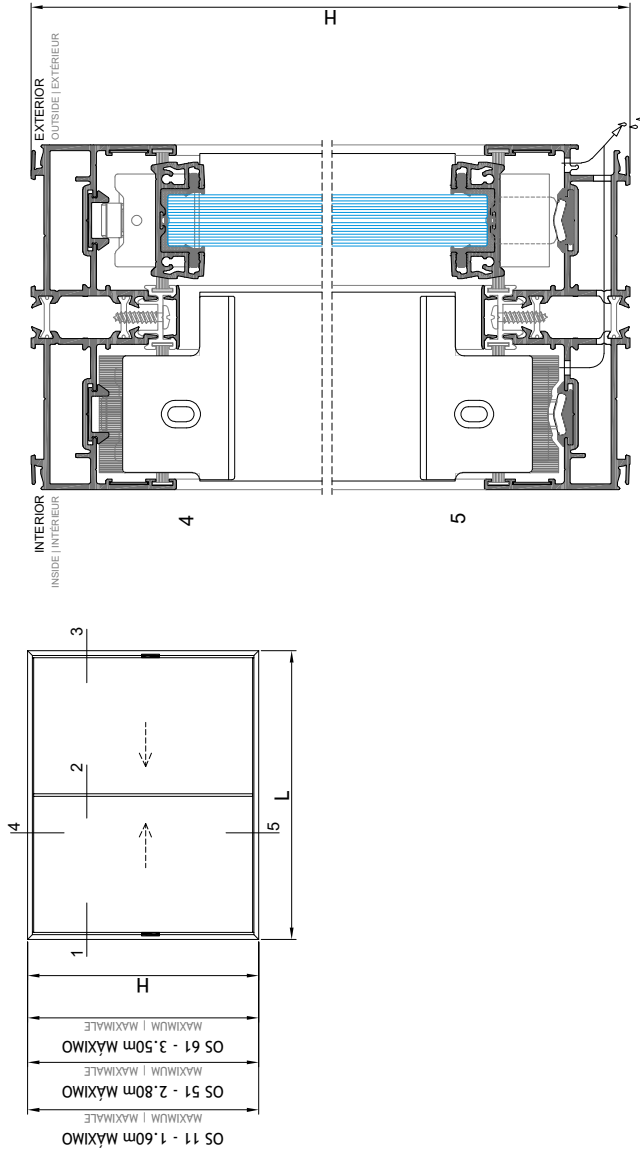
OS-SIMPLE | OS-DOUBLE - TRADICIONAL CLASSIC | CLASSIQUE



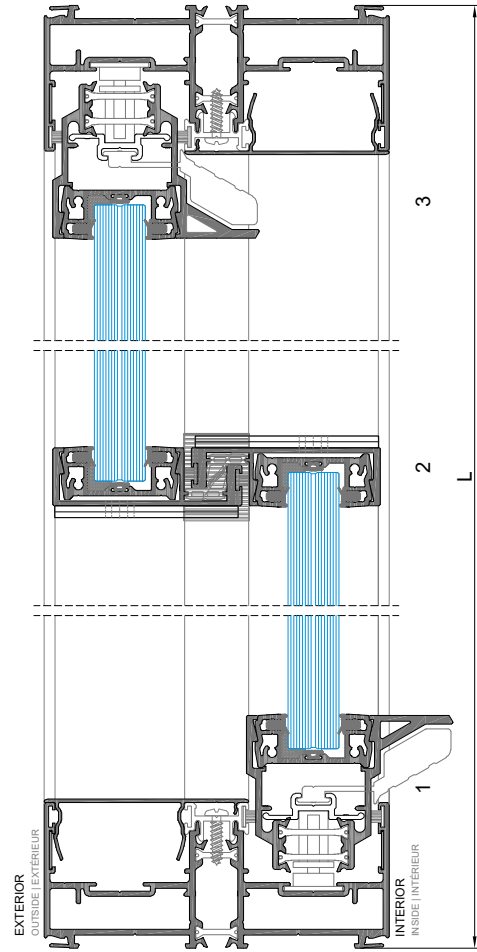
INTENCIONALMENTE EM BRANCO
INTENTIONALLY BLANK
INTENTIONNELLEMENT BLANCHE

JANELA DE CORRER 2 FOLHAS - LINHA OS-Simple
2 LEAVES SLIDING WINDOW - OS-Simple GLAZING LINE
FENÊTRE COULISSANT 2 VANTAUX - LIGNE OS-Simple

PERFIS PROFILES PROFILS				
CÓDIGO CODE	DESIGNAÇÃO DESIGNATION NOMINATION	CORTE HORIZ. HORIZONTAL DETAIL	CORTE VERT. VERTICAL DETAIL	QUANT. QUANTITY
OS-01	ARO FIXO FIXED FRAME DORMANT	L	H	1+2
OS-21	ARO FIXO SOLERA FIXED SILL FRAME SEUIL DORMANT	L	-	1
OS-11	ARO MÓVEL CENT. MOBILE FR. OUVRANT	-	H-118	2
OS-33	VARETA PROFILE PROFILÉ	-	H-222	2
OS-49	TAMPA DE CANAL TRACK COVER PROFILÉ CACHE-CANAL	-	H-46	2
OS-82	ARO MÓVEL LAT. MOBILE FR. OUVRANT	-	H-118	2
OS-35	GUIA UPPER GUIDE GUIDE SUPÉRIEUR	L-46	-	2
OS-80	GUIA (INOX) LOWER GUIDE GUIDE INFÉRIEUR	L-42	-	2
OS-95	POLIAMIDA POLYAMIDE POLYAMIDE	L-74	H-74	2+2
OS-87	PERFIL PROFILE PROFILÉ	(L/2)-64	H-85	4+4
OS-30	PERFIL REMATE PROFILE PROFILÉ	L-92	-	2



ACESSÓRIOS ACCESSORIES ACCESSOIRES		
CÓDIGO CODE	DESIGNAÇÃO DESIGNATION NOMINATION	QUANTIDADE QUANTITY
205162	CARRINHO OS Nº 5 ROLLER BEARING ROULEAU	4
205161	CARRINHO-GUIA OS SUPERIOR Nº3 ROLLER-GUIDE-COLLER BEARING ROULEAU-GUIDE SUPÉRIEUR Nº3	4
204155	ESQUADRO 18-3712 C BLOCKING BRACKET ÉQUERRE	8
213246	CANTO CR SSB ANGLE ANGLE	8
202312	CONTRA-FECHO OS INOX 316L COUNTER-LOCK BRACKET COUNTER-TYPE SUPPORT	6
213217	AMORTECEDOR OS SHOCK ABSORBER AMORTISSEUR	6
280007	TESTA OS STRIKING PLATE GÂCHE	6
201065	FECHO LAT. OS N.3 N.3 LATERAL LOCK SERRURE LATÉRALE N.3	2
228166	MOLA DE RETENÇÃO PARA FECHO OS RETAINER SPRING FOR OS LOCK BRESSOIR DE RETENÇÃO POUR FERMÉURE OS	2
210146	GOTEIRA JF DRIP GOUTTIÈRE	2
280200	PARAFUSO PAR 006 SCREW VIS	DIVERSOS DIVERSES DIVERS
210095	TOPO CENTRAL Nº2 OS-V2 DIREITO CENTRAL END-CAP Nº2 OS-V2 RIGHT EMBOUT CENTRAL Nº2 OS-V2 DROITE	2
210094	TOPO CENTRAL Nº2 OS-V2 ESQUERDO CENTRAL END-CAP Nº2 OS-V2 LEFT EMBOUT CENTRAL Nº2 OS-V2 GAUCHE	2
210137	TOPO LATERAL SUPINF Nº3 OS-V2 LAT. UPPER LOWER Nº3 OS-V2 END-CAP EMBOUT LAT SUPINF Nº3 OS-V2	4
213273	CORTA-VENTO OS SUPERIOR UPPER CENTRAL GASKET PIÈCE DE TANCHÈTE SUPÉRIEUR	1
213274	CORTA-VENTO OS INFERIOR LOWER CENTRAL GASKET PIÈCE DE TANCHÈTE INFÉRIEUR	1
210260	TOPO PI OS-33 END-CAP EMBOUT	4



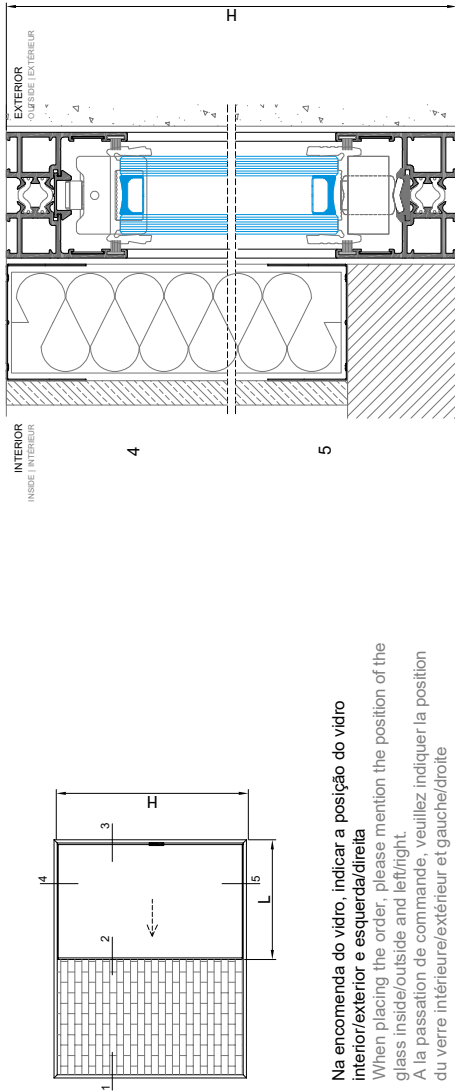
VEDANTES SEALENTS JOINTS		
CÓDIGO CODE	DESIGNAÇÃO DESIGNATION NOMINATION	QUANTIDADE QUANTITY
208460	PELÚCIA 7x7 S-FIN BRUSH GASKET JOINT BROUSSE	6H
208450	PELÚCIA 7x5.5 BRUSH GASKET JOINT BROUSSE	8L
208468	PELÚCIA SRF 4x8 2P1M GRA Circaza BRUSH GASKET JOINT BROUSSE quadrada (em função dos tipos de vidro) square (depending on glass types)	Variaível (em função dos tipos de vidro) Variable (depending on glass types)
208469	PELÚCIA SRF 4x8 2P1M BKA Prebaj BRUSH GASKET JOINT BROUSSE lápela Variable (seção d'embouts)	
208290	VD 2063	2H
208193	VD 2060	2L
208187	VD 2076 (Para vidro for glass pour verre 88.2) ou or ou	
208188	VD 2077 (Para vidro for glass pour verre 66.2) ou or ou	
208207	VD 2078 (Para vidro for glass pour verre 44.2) ou or ou	
208186	VD 2075	4L+4H

JANELA DE CORRER DE EMBUTIR COM 1 FOLHA
1 LEAF HIDDEN SLIDING WINDOW
FENÊTRE COULISSANT À GALANDAGE 1 VANTAIL

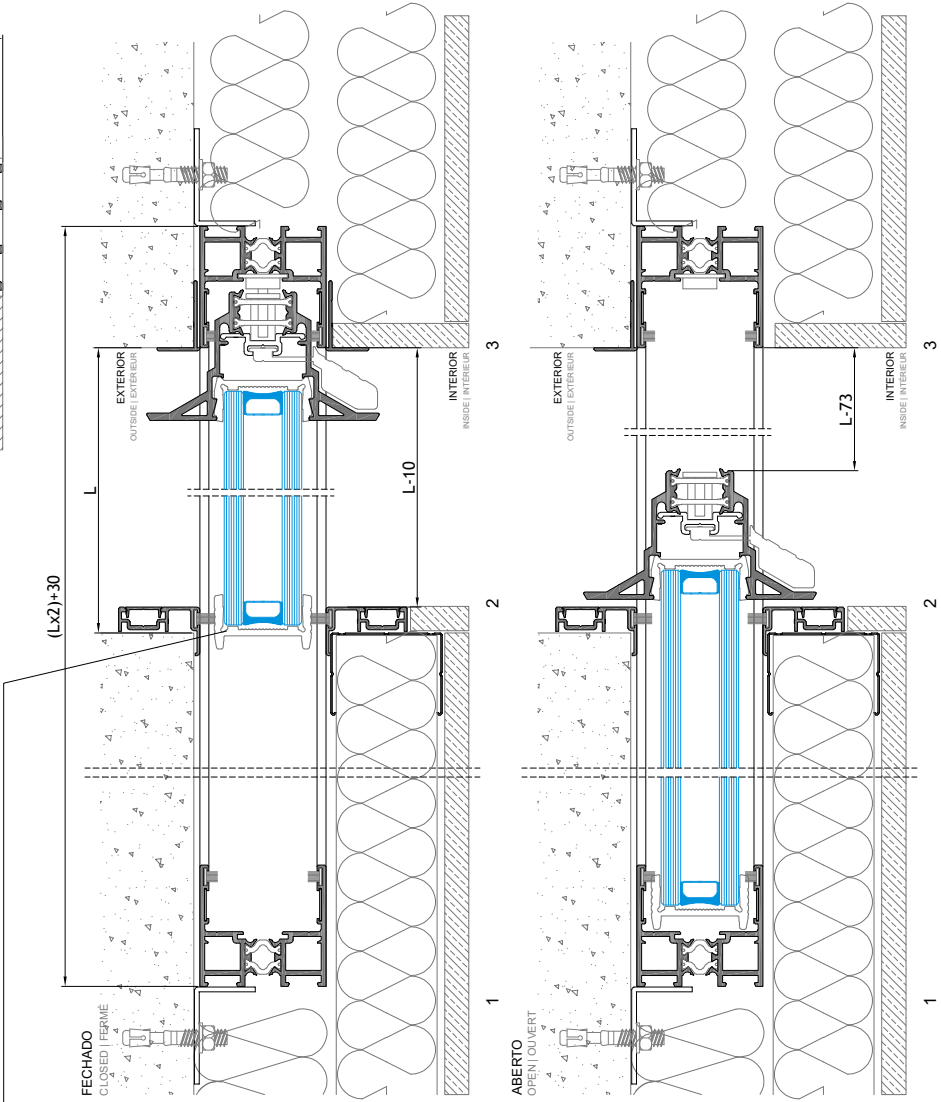
PERFIS PROFILES PROFILS			
CÓDIGO CODE	DESIGNAÇÃO DESIGNATION NOMINATION	CORTE HORIZ. CROSS SECTION	QUANT. QUANTITY
OS-64	ARO FIXO FIXED FRAME DORMANT	H	2+2
OS-33	VARETA PROFILE PROFILÉ	(Lx2)+30	1
OS-72	ARO MÓVEL LAT. MOBILE FR. OUVRIANT	H-222	1
OS-801	GUIA (INOX) LOWER GUIDE GUIDE INFÉRIEUR	(Lx2)+15	1
OS-35	GUIA UPPER GUIDE GUIDE SUPÉRIEUR	(Lx2)+15	1
OS 96	POLIAMIDA POLYAMIDE POLYAMIDE	INCLUIDA NO VIDRO INCLUDED IN GLASS INCLUS DANS VERRRE	
OS 96B	POLIAMIDA POLYAMIDE POLYAMIDE		
AT-30	PERFIL REMATE PROFILE PROFILÉ	H	2
JF-66	PERFIL REMATE PROFILE PROFILÉ	H	2

ACESSÓRIOS ACCESSORIES ACCESSOIRES			
CÓDIGO CODE	DESIGNAÇÃO DESIGNATION NOMINATION	QUANTIDADE QUANTITY QUANTITE	
205162	CARRINHO OS Nº 5 ROLLER BEARING ROULEAU	2	
205161	CARRINHO-GUIA OS SUPERIOR Nº3	1	
204851	ESQUADRO 18-1412 C BLOCKING BRACKET ÉQUERRE	8	
213246	CANTO CR SSB ANGLE ANGLE	8	
202312	CONTRAFECHO OS INOX 316L COUNTER-LOCK BRACKET C.-FERMETURE SUPPORT	3	
213217	AMORTECEDOR OS SHOCK ABSORBER AMORTISSEUR	3	
280007	TESTA OS STRINGING PLATE GÂCHE	3	
201065	FECHO LAT. OS Nº3 Nº3 LATERAL LOCK SERRURE LATÉRALE Nº3	1	
228166	MOLA DE RETENÇÃO PARA FECHO OS RETAINER SPRING FOR OS LOCK PRESSOR DE RETENÇÃO POUR FERMETURE OS	1	
210137	TOPO LATERAL SUP/INF Nº3 OS/2 LAT. UPPER/LOWER Nº3 OS/2 END-CAP EMBOUT/LAT. SUP/INF Nº3 OS/2	2	
210280	GOTEIRA SOS C/VALVULA DRIP GOUTTÈRE	2	
260020	PARAFUSO PAR 006 SCREW VIS	DIVERSOS DIVERSES DIVERS	
210260	TOPO P/ OS-33 END-CAP EMBOUT	2	

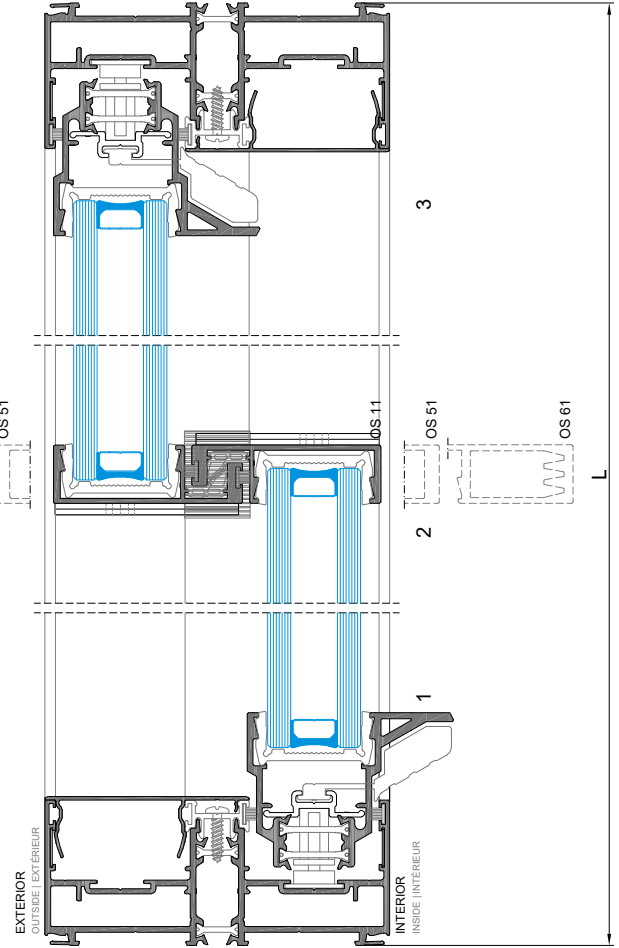
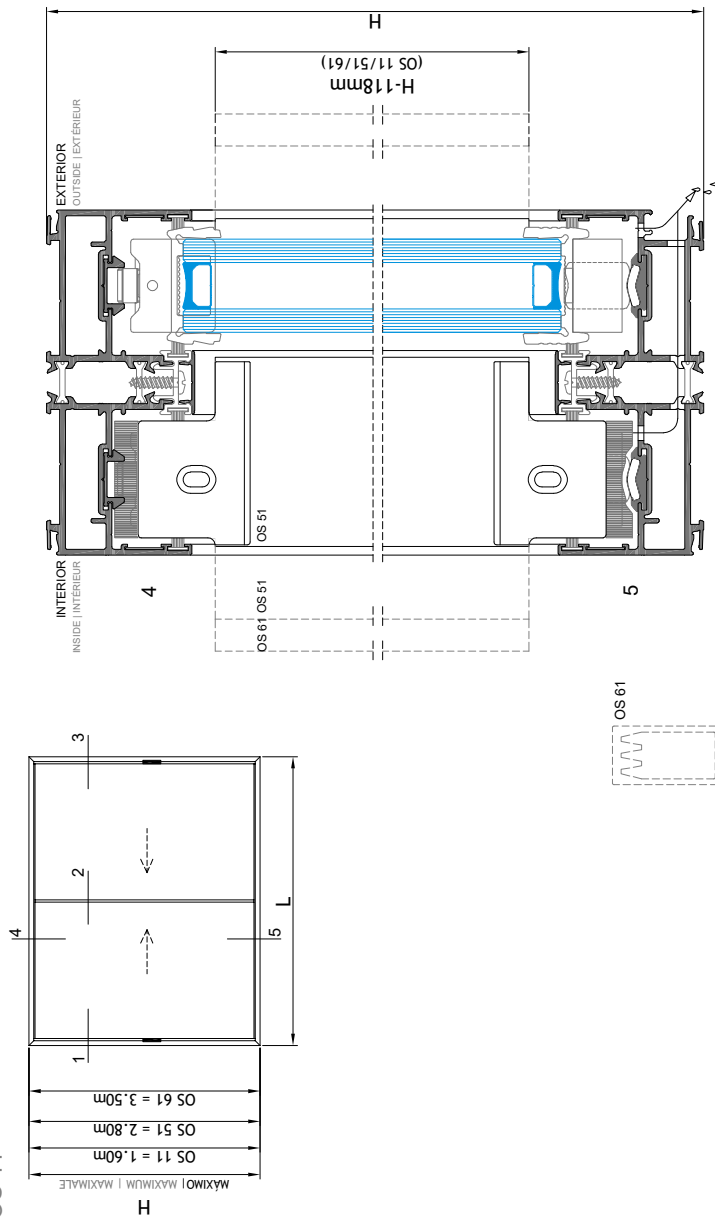
VEDANTES SEALENTS JOINTS			
CÓDIGO CODE	DESIGNAÇÃO DESIGNATION NOMINATION	QUANTIDADE QUANTITY QUANTITE	
208460	PELÚCIA 7x7 S-FIN BRUSH GASKET JOINT BROUSSE	4H	
208450	PELÚCIA 7x5 S BRUSH GASKET JOINT BROUSSE	4L	
208593	PELÚCIA 7x12 S-FIN BRUSH GASKET JOINT BROUSSE	2H	
208193	VD 2060	2L	



Na encomenda do vidro, indicar a posição do vidro interior/exterior e esquerda/direita
When placing the order, please mention the position of the glass inside/outside and left/right
A la passation de commande, veuillez indiquer la position du verre intérieure/extérieure et gauche/droite



JANELA DE CORRER 2 FOLHAS - COM PERFIS CENTRAIS OS 11
2 LEAVES SLIDING WINDOW - WITH CENTRAL PROFILES OS 11
FENÊTRE COULISSANT 2 VANTAUX - AVEC PROFILS CENTRALES OS 11



PERFIS PROFILES PROFILS		CORTE HORIZ. CORTE VERT. CORTÉ			
CÓDIGO	DESIGNAÇÃO	HORIZONTAL	VERTICAL		
CODE	DESIGNATION	DETAIL HORIZONTAL	DETAIL VERTICAL		
		QUANTITY	QUANTITY		
		QUANTITE	QUANTITE		
OS-01	ARO FIXO FIXED FRAME DORMANT	L	H	1+2	
OS-21	ARO FIXO SOLEIRA FIXED SILL FRAME SEUIL DORMANT	L	H	1	
OS-11	ARO MÓVEL CENT. MOBILE FR. OUVRANT	-	H-118	2	
OS-51	VARETA PROFILE PROFILÉ	-	H-222	2	
OS-61	TAMPA DE CANAL TRACK COVER PROFILÉ CACHE CANAL	-	H-46	2	
OS-33	ARO MÓVEL LAT. MOBILE FR. OUVRANT	-	H-118	2	
OS-82	GUIA UPPER GUIDE GUIDE SUPÉRIEUR	L-45	-	2	
OS-35	GUIA LOWER GUIDE GUIDE INFÉRIEUR	L-42	-	2	
OS-801	POLIAMIDA POLYAMIDE POLYAMIDE	L-74	H-74	2+2	
OS-95	POLIAMIDA POLYAMIDE POLYAMIDE	INCLUIDA NO VIDRO			
OS-96	POLIAMIDA POLYAMIDE POLYAMIDE	INCLUIDA NO VIDRO			
OS-98	PERFIL REMATE PROFILE PROFILÉ	L-92	-	2	

ACESSÓRIOS ACCESSORIES ACCESSOIRES		QUANTIDADE	
CÓDIGO	DESIGNAÇÃO	QUANTIDADE	QUANTIDADE
CODE	DESIGNATION	QUANTITE	QUANTITE
205162	CARRINHO OS Nº 5 ROLLER BEARING ROULEAU	4	
205161	CARRINHO-GUIA OS SUPERIOR Nº3 UPPER-GUIDE ROLLER BEARING Nº3 ROULEAU-GUIDE SUPERIEUR Nº3	4	
204155	ESQUADRO 18-3712 C BLOCKING BRACKET ÉCROUVERRE	8	
213246	CANTO CR S/B ANGLE ANGLE	8	
202312	CONTRA-FECHO OS INOX 316L COUNTERLOCK BRACKET CROUVERRE SUPPORT	6	
213217	AMORTECEDOR OS SHOCK ABSORBER AMORTISSEUR	6	
260007	TESTA OS STRIKING PLATE GÂCHE	6	
201065	FECHO LAT. OS Nº3 Nº3 LATERAL LOCK SERRURE LATÉRALE Nº3	2	
228166	MOLA DE RETENÇÃO PARA FECHO OS RETAINER SPRING FOR OS LOCK BRESSORE DE RETENUE POUR FERMETURE OS	2	
210146	GOTEIRA JF DRIP GOUTTIERE	2	
260020	PARAFUSO PAR 006 SCREW I/VS	DIVERSOS	
210095	TOPO CENTRAL Nº2 OS-V2 DIREITO CENTRAL Nº2 OS-V2 DROITE	2	
210094	TOPO CENTRAL Nº2 OS-V2 ESQUERDO CENTRAL Nº2 OS-V2 GAUCHE	2	
210137	TOPO LATERAL SUP/INF Nº3 OS-V2 LAT. UPPER/LOWER Nº3 OS-V2 END-CAP EMBOUT LAT SUP/INF Nº3 OS-V2	4	
213273	CORTA-VENTO OS SUPERIOR UPPER CENTRAL GASKET FEUILLANTCHÊTE SUPERIEUR	1	
213274	CORTA-VENTO OS INFERIOR LOWER CENTRAL GASKET FEUILLANTCHÊTE INFÉRIEUR	1	
210260	TOPO P/ OS-33 END-CAP EMBOUT	4	
212065	CONJUNTO TOPOS OS 51 OS 51 END-CAP KIT KIT EMBOUT OS 51	1	
212066	CONJUNTO TOPOS OS 61 OS 61 END-CAP KIT KIT EMBOUT OS 61	1	

* OPCIONAL | OPTIONAL | OPTIONNEL

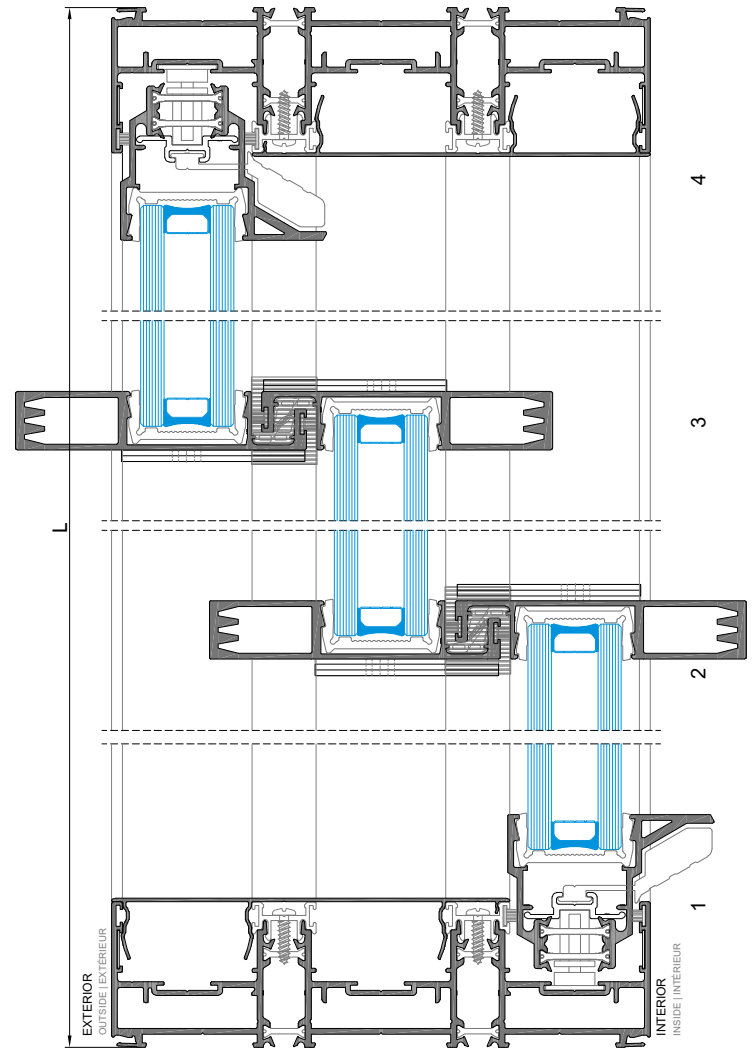
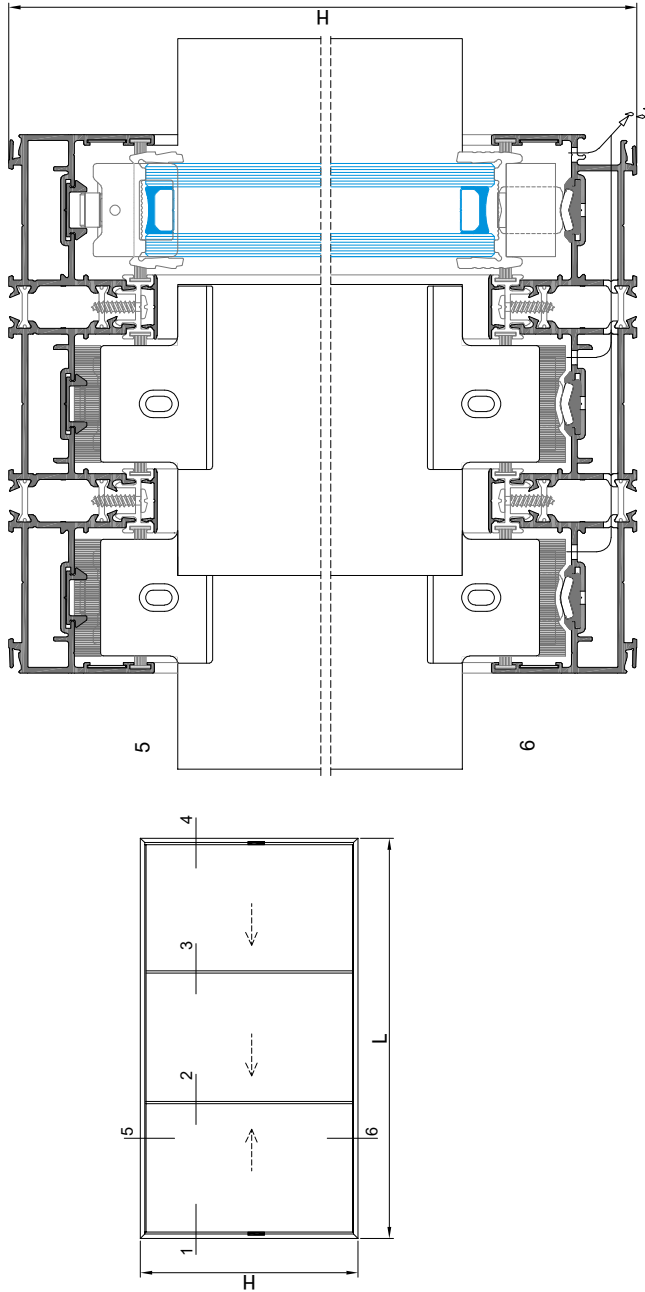
VEDANTES SEALENTS JOINTS		QUANTIDADE	
CÓDIGO	DESIGNAÇÃO	QUANTIDADE	QUANTIDADE
CODE	DESIGNATION	QUANTITE	QUANTITE
208451	PELÚCIA 7x7 S-FIN BRUSH GASKET JOINT BROUSSE	6H	
208450	PELÚCIA 7x5.5 BRUSH GASKET JOINT BROUSSE	8L	
208483	PELÚCIA SRF 4x8 2P 1M GRA Circa BRUSH GASKET JOINT BROUSSE	Variável (em função dos tipos ou/et/ou)	
208489	PELÚCIA SRF 4x8 2P 1M BKA Prela BRUSH GASKET JOINT BROUSSE	Variável (according end types) Variable (selon d'embouts)	
208290	VD 2063	2H	
208183	VD 2060	2L	

JANELA DE CORRER 3 FOLHAS
3 LEAVES SLIDING WINDOW
FENÊTRE COULISSANT 3 VANTAUX

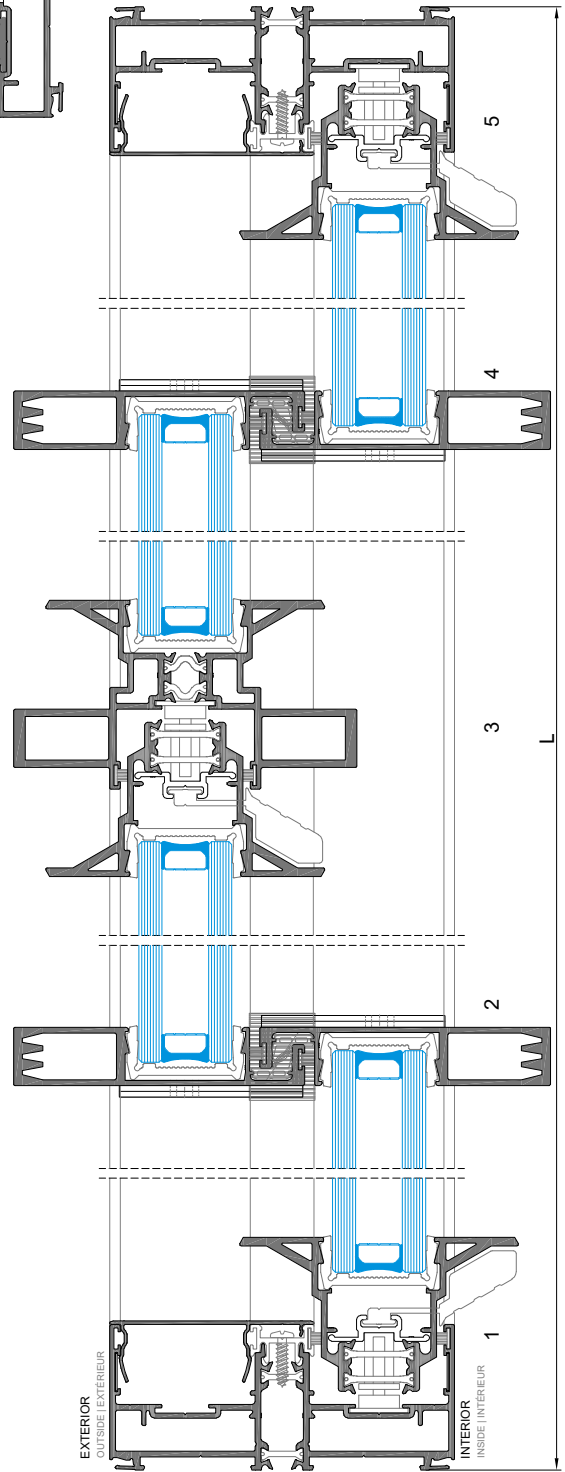
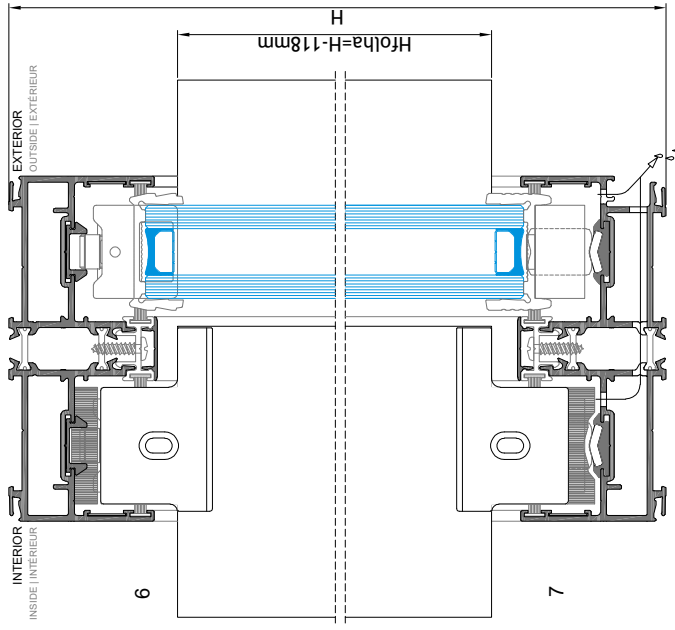
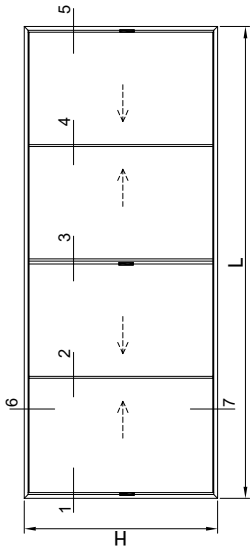
PERFIS PROFILES PROFILS		CORTES HORIZ. HORIZONTAL CUT		CORTES VERT. VERTICAL CUT	
CÓDIGO CODE	DESIGNAÇÃO DESIGNATION	DESIGNAÇÃO DESIGNATION	QUANTIDADE QUANTITY	DESIGNAÇÃO DESIGNATION	QUANTIDADE QUANTITY
205162	ARO FIXO OS-19 FIXED FRAME DORMANT	L	-	H-12	1+2
205161	ARO FIXO SOLEIRA OS-20 FIXED SILL FRAME ESIL	L	H	H	1
204155	ARO MÓVEL CENT. MOBILE FR. OUVRANT	-	H-118	H-118	4
210095	VARETA PROFILE PROFILÉ	-	H-222	H-222	2
210094	TAMPA DE CANAL TRACK COVER PREDÈLE CACHE CANAL	-	H-46	H-46	2
210096	ARO MÓVEL LAT. MOBILE FR. OUVRANT	-	H-118	H-118	2
210097	GUIA OS-35 UPPER GUIDE GUIDE SUPÉRIEUR	L-45	-	L-45	3
210098	GUIA OS-801 LOWER GUIDE GUIDE INFÉRIEUR	L-42	-	L-42	3
210099	POLIAMIDA POLYAMIDE POLYAMIDE	L-74	H-74	H-74	4+4
210100	POLIAMIDA POLYAMIDE POLYAMIDE	INCLUIDA NO VIDRO INCLUDED IN GLASS INCLUS DANS LE VERRE			
210101	POLIAMIDA POLYAMIDE POLYAMIDE				
210102	POLIAMIDA POLYAMIDE POLYAMIDE				
210103	PERFIL REMATE PROFILE PROFILÉ	L-82	-	L-82	4

ACESSÓRIOS ACCESSORIES ACCESSOIRES		QUANTIDADE QUANTITY QUANTITÉ	
CÓDIGO CODE	DESIGNAÇÃO DESIGNATION	DESIGNAÇÃO DESIGNATION	QUANTIDADE QUANTITY
205162	CARRINHO OS Nº 5 ROLLER BEARING ROULEAU		6
205161	CARRINHO-GUIA OS SUPERIOR Nº3 UPPER GUIDE ROLLER BEARING Nº3 ROULEAU-GUIDE SUPÉRIEUR Nº3		6
204155	ESQUADRO 18-3712 C BLOCKING BRACKET ÉQUERRE		8
213246	CANTO CR S/8 ANGLE ANGLE		8
202312	CONTRA-FECHO OS INOX 316L COUNTER-LOCK BRACKET C-ERMETURE SUPPORT		6
213217	AMORTECEDOR OS SHOCK ABSORBER AMORTISSEUR		6
280007	TESTA OS STRIKING PLATE GÂCHE		6
201065	FECHO LAT. OS Nº3 Nº3 LATERAL LOCK SERRURE LATÉRALE Nº3		2
228166	MOLA DE RETENÇÃO PARA FECHO OS RETAINING SPRING FOR OS LOCK BRESSORT DE RETÈNUE POUR FERMETURE OS		2
210095	TOPO CENTRAL Nº2 OS-V2 ESQUERDO CENTRAL END-CAP Nº2 OS-V2 LEFT EMBOUT CENTRAL Nº2 OS-V2 DROITE		4
210094	TOPO CENTRAL Nº2 OS-V2 DIREITO CENTRAL END-CAP Nº2 OS-V2 RIGHT EMBOUT CENTRAL Nº2 OS-V2 GAUCHE		4
210137	TOPO LATERAL SUP/INF Nº3 OS-V2 L.A.S. UPPER/LOWER Nº3 OS-V2 END-CAP EMBOUT LAT SUP/INF Nº3 OS-V2		4
212086	CONJUNTO TOPOS OS 61 OS 61 END-CAP KIT KIT D'EMBOUT OS 61		2
210146	GOTEIRA JF DRIP GOUTTÈRE		4
260020	PARAFUSO PAR 006 SCREW VIS		DIVERSOS DIVERSES DIVERS
213273	CORTA-VENTO OS SUPERIOR UPPER CENTRAL GASKET PIÈCE DE TANCHÈTE SUPÉRIEUR		2
213274	CORTA-VENTO OS INFERIOR LOWER CENTRAL GASKET PIÈCE DE TANCHÈTE INFÉRIEUR		2
210260	TOPO P/ OS-33 END-CAP EMBOUT		4

VEDANTES SEALANTS JOINTS		QUANTIDADE QUANTITY QUANTITÉ	
CÓDIGO CODE	DESIGNAÇÃO DESIGNATION	DESIGNAÇÃO DESIGNATION	QUANTIDADE QUANTITY
208460	PELÚCIA 7x7 S-FIN BRUSH GASKET JOINT BROUSSE		8H
208450	PELÚCIA 7x5.5 BRUSH GASKET JOINT BROUSSE		12L
208488	PELÚCIA SRF 4x8 2P 1M GRA. Cinza BRUSH GASKET JOINT BROUSSE ou (ou) ou (ou)		Variável (em função dos tipos centrais) Variable (according to end caps) Variable (selon d'embouts)
208469	PELÚCIA SRF 4x8 2P 1M BKA Prebij BRUSH GASKET JOINT BROUSSE		4H
208290	VD 2063		4H
208193	VD 2060		3L



JANELA DE CORRER 4 FOLHAS
4 LEAVES SLIDING WINDOW
FENÊTRE COULISSANT 4 VANTAUX

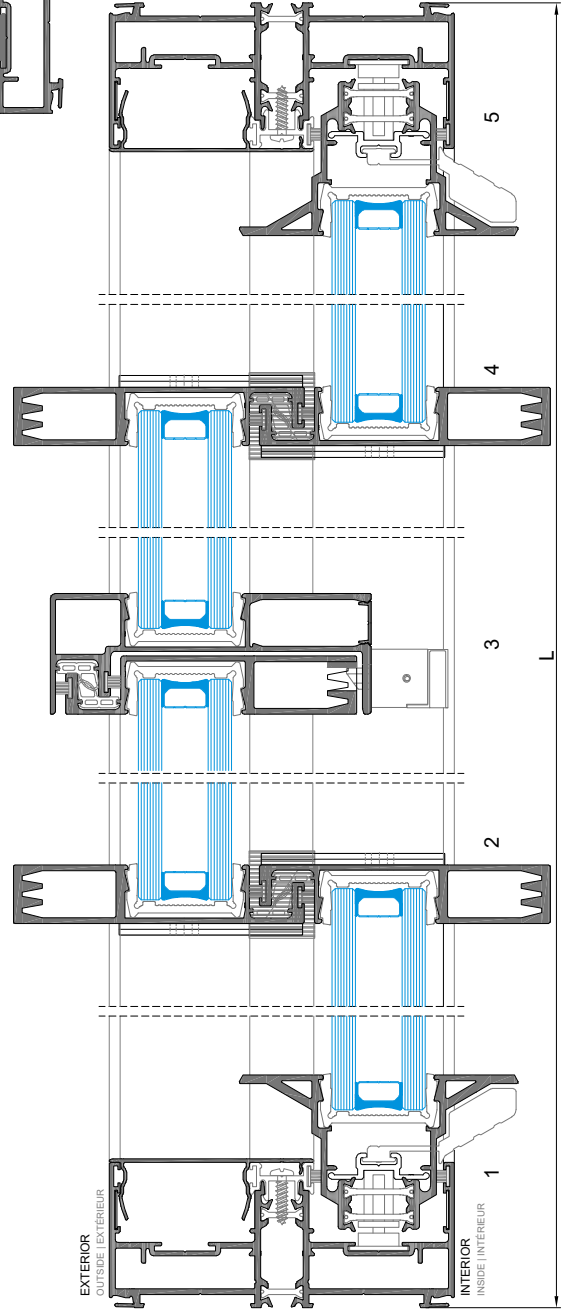
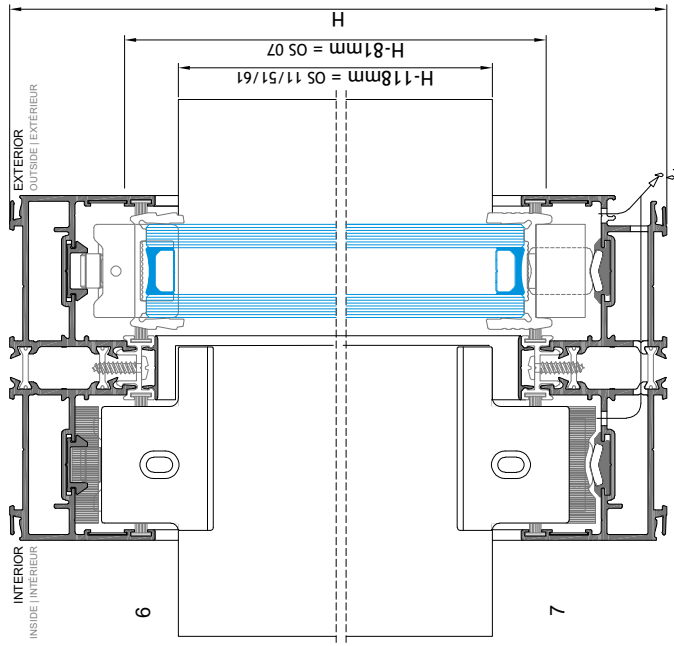
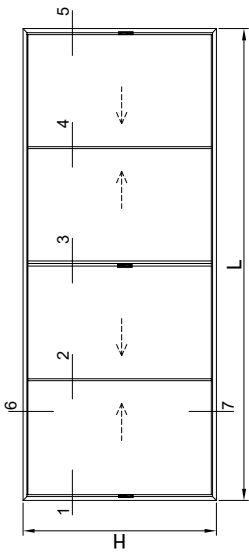


ACCESÓRIOS ACCESSORIES ACCESSOIRES		
CÓDIGO CODE	DESIGNAÇÃO DESIGNATION NOMINATION	QUANTIDADE QUANTITY QUANTITÉ
205162	CARRINHO OS Nº 5 ROLLER BEARING ROULEAU	8
205161	CARRINHO-GUIA OS SUPERIOR Nº3 UPPER GUIDE ROLLER BEARING N°3 ROULEAU-GUIDE SUPERIEUR N°3	8
204155	ESQUADRO 18-3712 C BRACING BRACKET EQUEBRE	8
213246	CANTO CR S/68 ANGLE ANGLE	8
202312	CONTRA-FECHO OS INOX 316L COUNTER LOCK BRACKET CE FERMEURE SUPPORT	9
213217	AMORTECEDOR OS SHOCK ABSORBER AMORTISSEUR	9
280007	TESTA OS STRIKING PLATE GÂCHE	9
201065	FECHO LAT. OS Nº3 N°3 LATERAL LOCK SERRURE LATÉRALE Nº3	3
228166	MOLA DE RETENÇÃO PARA FECHO OS RETAINER SPRING FOR OS LOCK RESSORT DE RETENUE POUR FERMETURE OS	3
210095	TOPO CENTRAL Nº2 OSVZ DIREITO CENTRAL END-CAP N°2 OSVZ RIGHT EMBOUT CENTRAL Nº2 OS-VZ DROITE	4
210094	TOPO CENTRAL Nº2 OSVZ ESQUERDO CENTRAL END-CAP N°2 OSVZ LEFT EMBOUT CENTRAL Nº2 OS-VZ GAUCHE	4
210137	TOPO LATERAL SUPRINF Nº3 OSVZ LATERAL END-CAP SUPRINF N°3 OSVZ EMBOUT LAT SUPRINF Nº3 OS-VZ	6
212066	CONJUNTO TOPOS OS 61 OS 61 END-CAP KIT KIT DEMBOUT OS 61	2
212124	CONJUNTO TOPOS OS 27 OS 27 END-CAP KIT KIT DEMBOUT OS 27	2
210146	GOITEIRA JF DRIP GOUTIÈRE	4
260020	PARAFUSO PAR 006 SCREW VIS	DIVERSOS DIVERSES DIVERS
213273	CORTA-VENTO OS SUPERIOR UPPER CENTRAL GASKET PIÈCE DÉTANCHEÏTE SUPERIEUR	2
213274	CORTA-VENTO OS INFERIOR LOWER CENTRAL GASKET PIÈCE DÉTANCHEÏTE INFERIEUR	2
210260	TOPO P/ OS-33 END-CAP EMBOUT	6

PERFIS PROFILES PROFILS		
CÓDIGO CODE	DESIGNAÇÃO DESIGNATION NOMINATION	CORTE HORIZ CORTE VERT. QUANT. HORIZONTAL DETAIL VERTICAL DETAIL QUANTITY CUT BREVET HORIZONTAL DÉTAIL VERTICAL DÉTAIL COUPE
L-OS-01	ARO FIXO FIXED FRAME DORMANT	L H 1+2
L-OS-21	ARO FIXO SOLEIRA FIXED SILL FRAME SEUIL	L H 1
L-OS-27	PERFIL UNICO 3/4F UNION PROFILE PROFIL UNIDON	- H-118 1
L-OS-61	ARO MÓVEL CENT. MOBILE FR. OUVRANT	- H-118 4
L-OS-33	VARETA PROFILE PROFILÉ	H-222 3
L-OS-49	TAMPA DE CANAL TRACK COVER PROFILÉ CACHE-CANAL	H-46 2
L-OS-72	ARO MÓVEL LAT. MOBILE FR. OUVRANT	- H-118 3
L-OS-35	GUIA UPPER GUIDE GUIDE SUPERIEUR	L-45 - 2
L-OS-80	GUIA (INOX) LOWER GUIDE GUIDE INFERIEUR	L-42 - 2
L-OS-95	POLIAMIDA POLYAMIDE POLYAMIDE	L-74 H-74 2+2
L-OS-96	POLIAMIDA POLYAMIDE POLYAMIDE	INCLUIDA NO VIDRO
L-OS-30	PERFIL REMATE PROFILE PROFILÉ	L-92 - 2

VEDANTES SEALENTS JOINTS		
CÓDIGO CODE	DESIGNAÇÃO DESIGNATION NOMINATION	QUANTIDADE QUANTITY QUANTITÉ
208460	PELÚCIA 7x7 SFIN BRUSH GASKET JOINT BRUSSE	10H
208450	PELÚCIA 7x5.5 BRUSH GASKET JOINT BRUSSE	8L
208468	PELÚCIA SRF 4x8 2P1M GRA Citizal BRUSH GASKET JOINT BRUSSE	Variaível (em função dos topos selecionados) Variable (according with selected top) Variable (selon profilés)
208469	PELÚCIA SRF 4x8 2P1M BKA Presta BRUSH GASKET JOINT BRUSSE	4H
208290	VD 2063	2L
208193	VD 2060	

JANELA DE CORRER 4 FOLHAS - COM PERFIL OS 67
4 LEAVES SLIDING WINDOW - WITH OS 67 PROFILE
FENÊTRE COULISSANT 4 VANTAUX - AVEC PROFILÉ OS 67

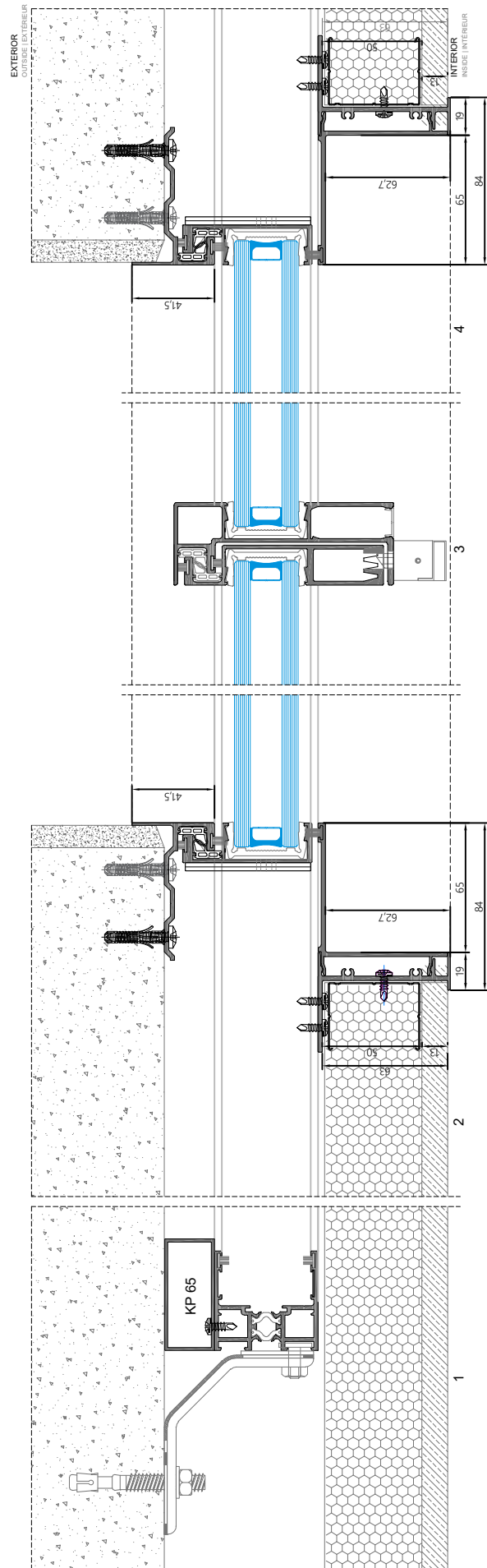
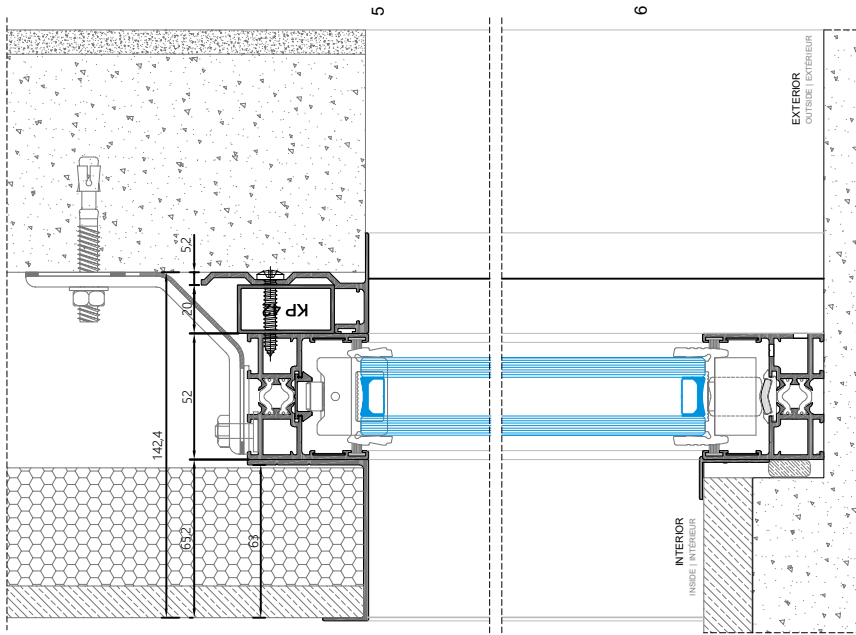
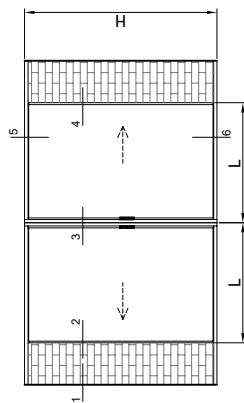


ACESSÓRIOS ACCESSORIES ACCESSOIRES		
CÓDIGO CODE	DESIGNAÇÃO DESIGNATION / NOMINATION	QUANTIDADE QUANTITY / QUANTITE
205162	CARRINHO OS Nº 5 ROLLER BEARING / ROULEAU	8
205161	CARRINHO-GUIA OS SUPERIOR Nº3	8
204155	ESQUADRO 18-37/12 C LOCKING BRACKET / ÉQUIERRE	8
213246	CANTO CR SSB ANGLE / ANGLE	8
202312	CONTRA-FECHO OS INOX 316L	6
213217	AMORTECEDOR OS SHOCK ABSORBER / AMORTISSEUR	6
280007	TESTA OS STRIKING PLATE / GÂCHE	6
201065	FECHO LATERAL OS Nº3 Nº3 LATERAL LOCK	2
201066	FECHO CENTRAL OS Nº3 Nº3 CENTRAL LOCK	1
228166	MOLA DE RETENÇÃO PARA FECHO OS RETAINER SPRING	2
210095	TOPO CENTRAL Nº2 OS VZ DIREITO	4
210094	TOPO CENTRAL Nº2 OS VZ ESQUERDO	4
210137	TOPO LATERAL SUP/INF Nº3 OS VZ	4
212066	CONJUNTO TOPOS OS 61	2
210146	GOTEIRA JF DRIP / GOUTTIERE	4
280020	PARAFUSO PAR.06 SCREW / VIS	DIVERSOS DIVERSES / DIVERS
213273	CORTA-VENTO OS SUPERIOR	2
213274	CORTA-VENTO OS INFERIOR	2
210260	TOPO P7 OS-33 END-CAP / EMBOUT	4

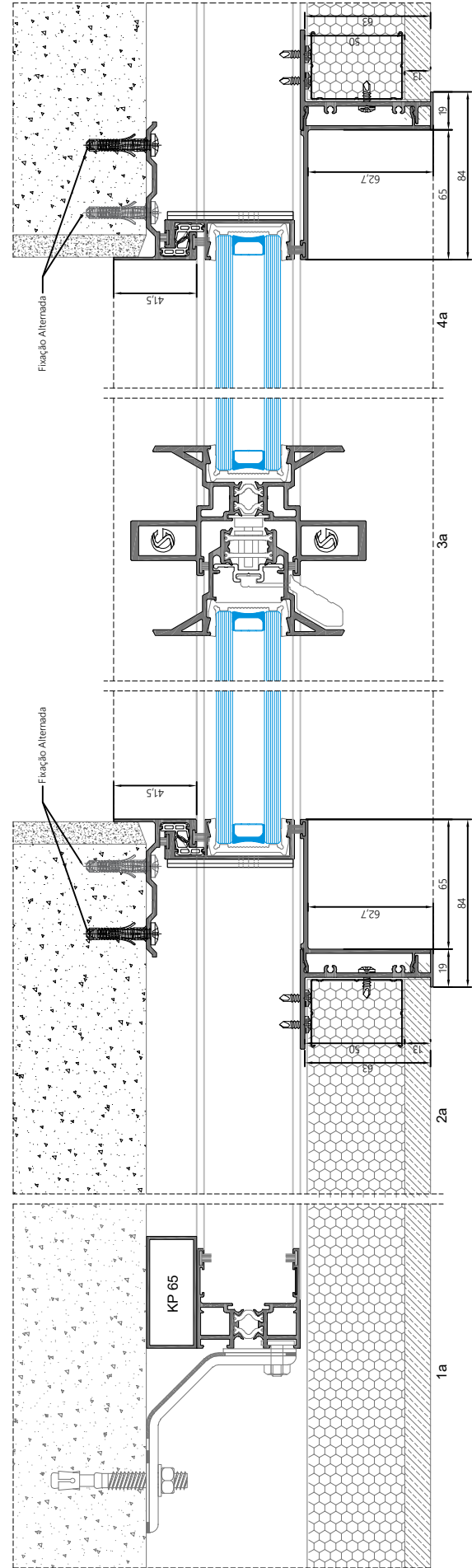
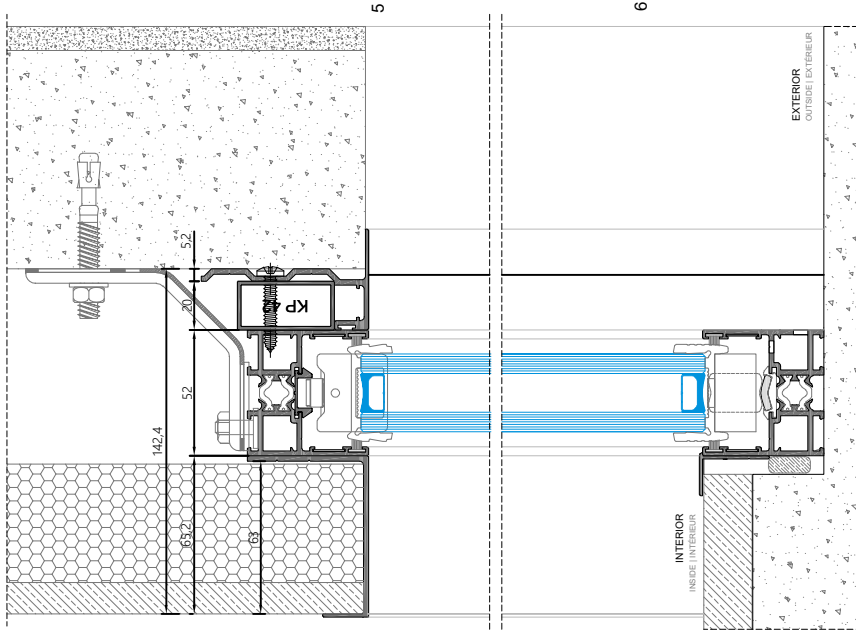
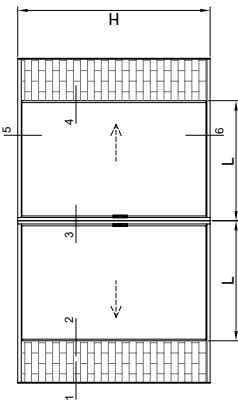
PERFIS PROFILES PROFILS				
CÓDIGO CODE	DESIGNAÇÃO DESIGNATION / NOMINATION	CORTE HORIZ. HORIZONTAL DETAIL / DÉTAIL HORIZONTAL	CORTE VERT. VERTICAL DETAIL / DÉTAIL VERTICAL	QUANT. QUANTITY / QUANTITE
OS-01	ARO FIXO FIXED FRAME / DORMANT	L	H	1+2
OS-21	ARO FIXO SOLEIRA FIXED SILL / LAMBEIL	L	H	1
OS-61	ARO MÓVEL CENT. MOBILE FR. / OUVRANT	-	H-118	4
OS-07	PERFIL UNIAO 3/4F UNION PROFILE / PROFIL UNION	-	H-81	1
OS-67	ARO MÓVEL CENT. MOBILE FR. / OUVRANT	-	H-81	1
OS-33	VARETA PROFILE / PROFILÉ	-	H-222	2
OS-49	TAMPA DE CANAL TRACK COVER / PROFILÉ CACHE-CANAL	-	H-46	2
OS-72	ARO MÓVEL LAT. MOBILE FR. / OUVRANT	-	H-118	2
OS-35	GUIA UPPER GUIDE / GUIDE SUPERIEUR	L-45	-	2
OS-801	GUIA (INOX) LOWER GUIDE / GUIDE INFERIEUR	L-42	-	2
OS-96	POLIAMIDA POLYAMIDE POLYAMIDE	L-74	H-74	2+2
OS-96	POLIAMIDA POLYAMIDE POLYAMIDE	INCLUIDA NO VIDRO INCLUDED IN GLASS / INCLUS DANS LE VERRE		
OS-96E	POLIAMIDA POLYAMIDE POLYAMIDE	L-92	-	2
OS-30	PERFIL REMATE PROFILE / PROFILÉ	-	H-81	1
AT-30	PERFIL REMATE PROFILE / PROFILÉ	-	H-81	1

VEDANTES SEALENTS JOINTS		
CÓDIGO CODE	DESIGNAÇÃO DESIGNATION / NOMINATION	QUANTIDADE QUANTITY / QUANTITE
208460	PELÚCIA 7x7 S-FIN BRUSH GASKET / JOINT BROUSSE	10H
208460	PELÚCIA 7x5.5 BRUSH GASKET / JOINT BROUSSE	8L
208468	PELÚCIA SRF 4x8 2P1M GRA Cinza BRUSH GASKET JOINT BROUSSE	Variável (em função dos tipos centrais) / Variable (according end caps) / Variable (selon d'embouts)
208469	PELÚCIA SRF 4x8 2P1M BKA Preta BRUSH GASKET JOINT BROUSSE	6H
208290	VD 2063	2L

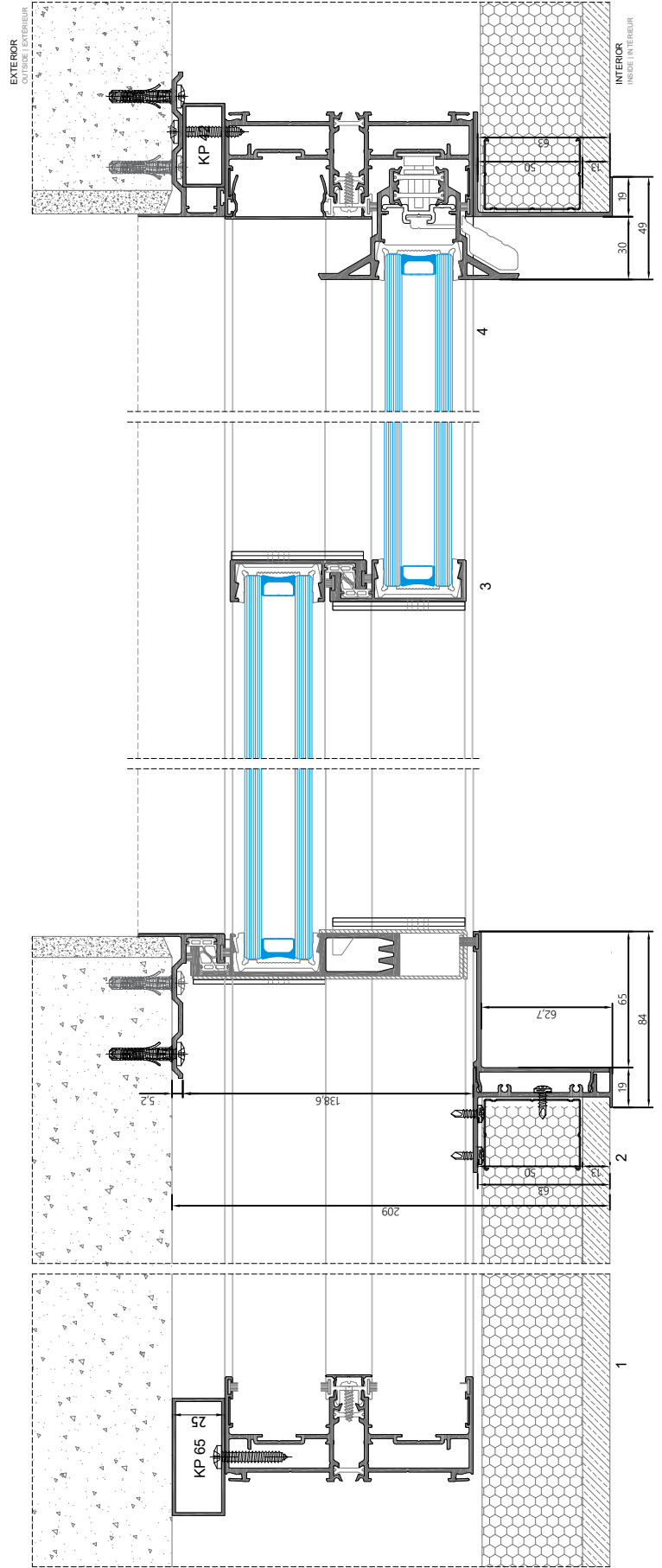
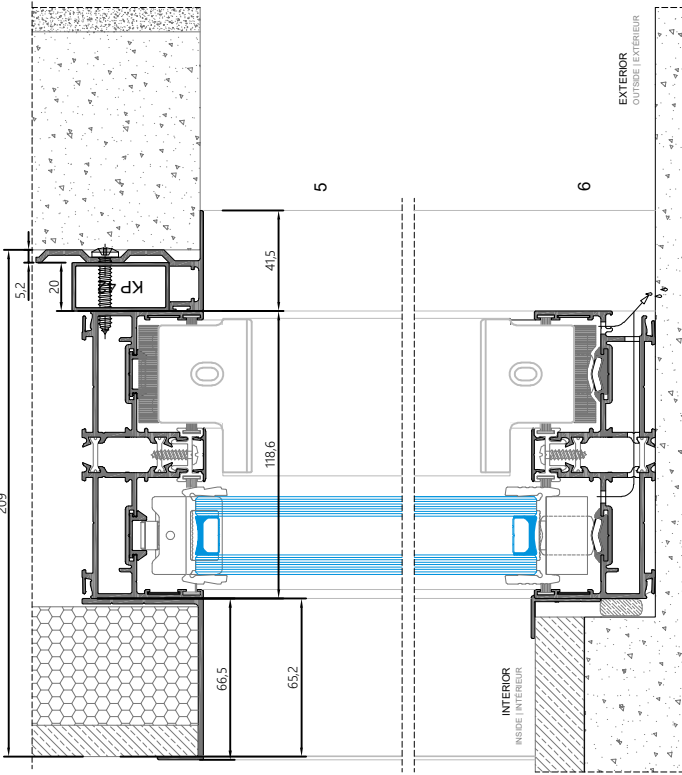
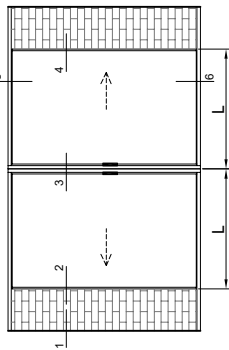
JANELA DE CORRER DE EMBUTIR COM 2 FOLHAS MONORAIL com OS67+OS17
2 LEAFS MONORAIL HIDDEN SLIDING WINDOW with OS67+OS17
FENÊTRE COULISSANT À GALANDAGE 2 VANTAUX MONO RAIL avec OS67+OS17



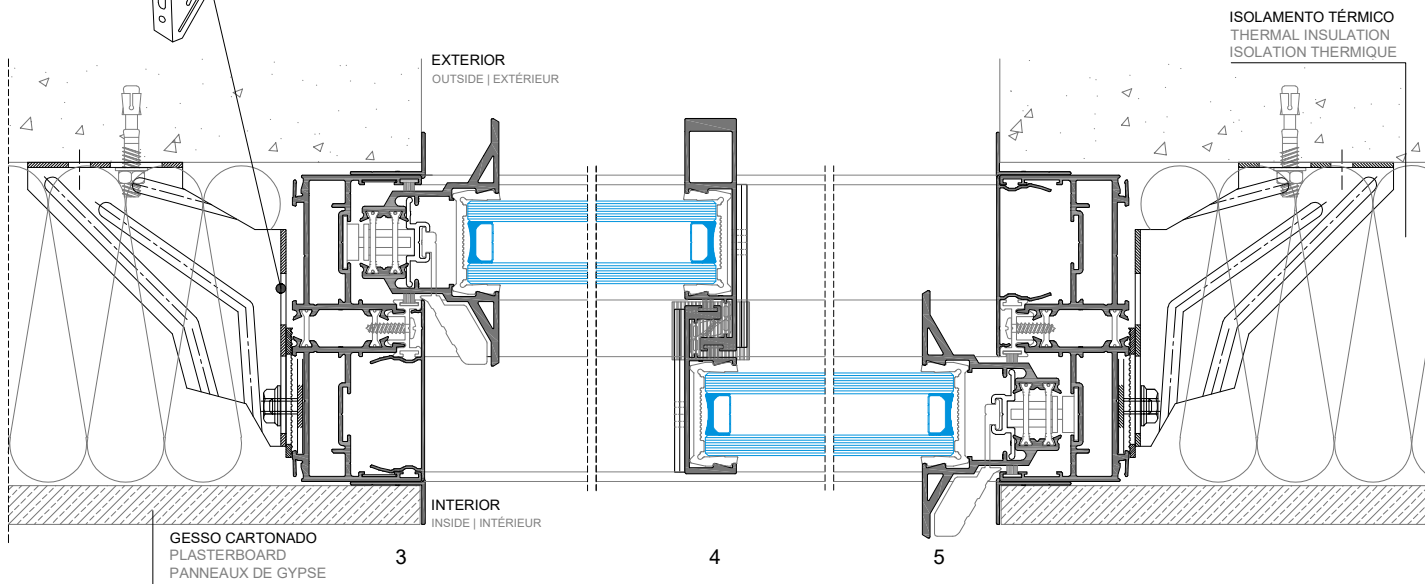
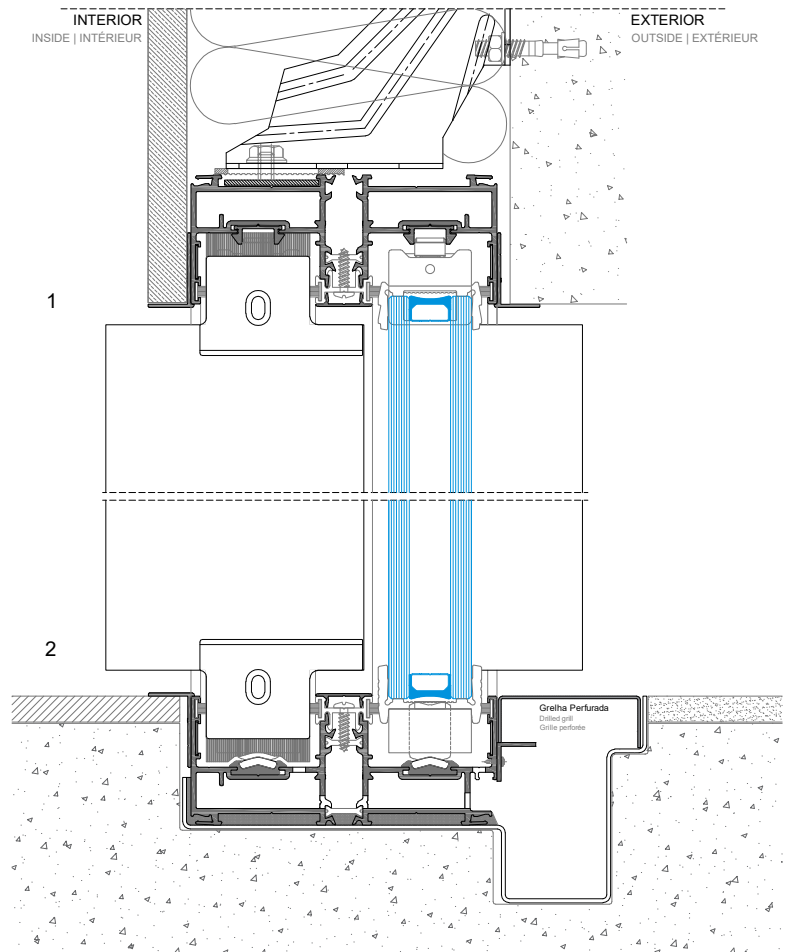
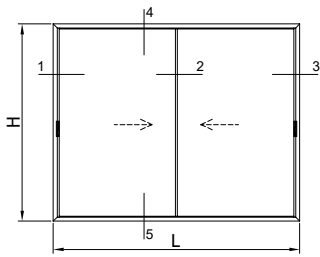
JANELA DE CORRER DE EMBUTIR COM 2 FOLHAS MONORAIL com OS27+OS72
2 LEAFS MONORAIL HIDDEN SLIDING WINDOW with OS27+OS72
FENÊTRE COULISSANT À GALANDAGE 2 VANTAUX MONO RAIL avec OS27+OS72



JANELA DE CORRER DE EMBUTIR COM 2 FOLHAS BIRAIL
2 LEAFS BIRAIL HIDDEN SLIDING WINDOW
FENÊTRE COULISSANT À GALANDAGE 2 VANTAUX BIRAIL



LINHA RENOVATIO
LINE RENOVATIO
LIGNE RENOVATIO

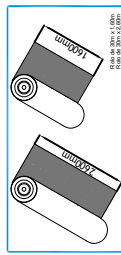
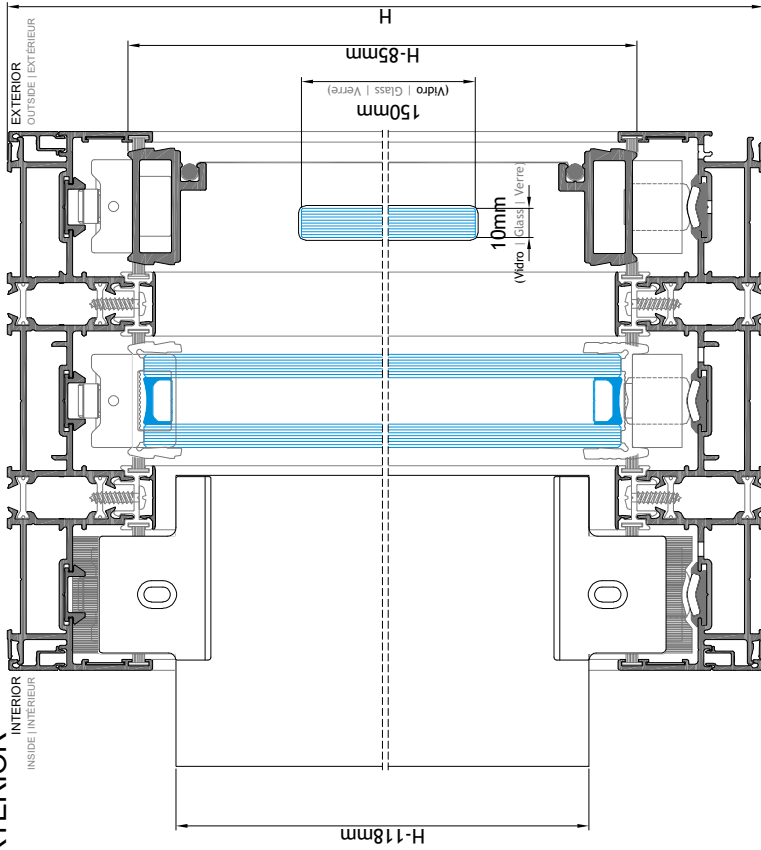


INTENCIONALMENTE EM BRANCO
INTENTIONALLY BLANK
INTENTIONNELLEMENT BLANCHE

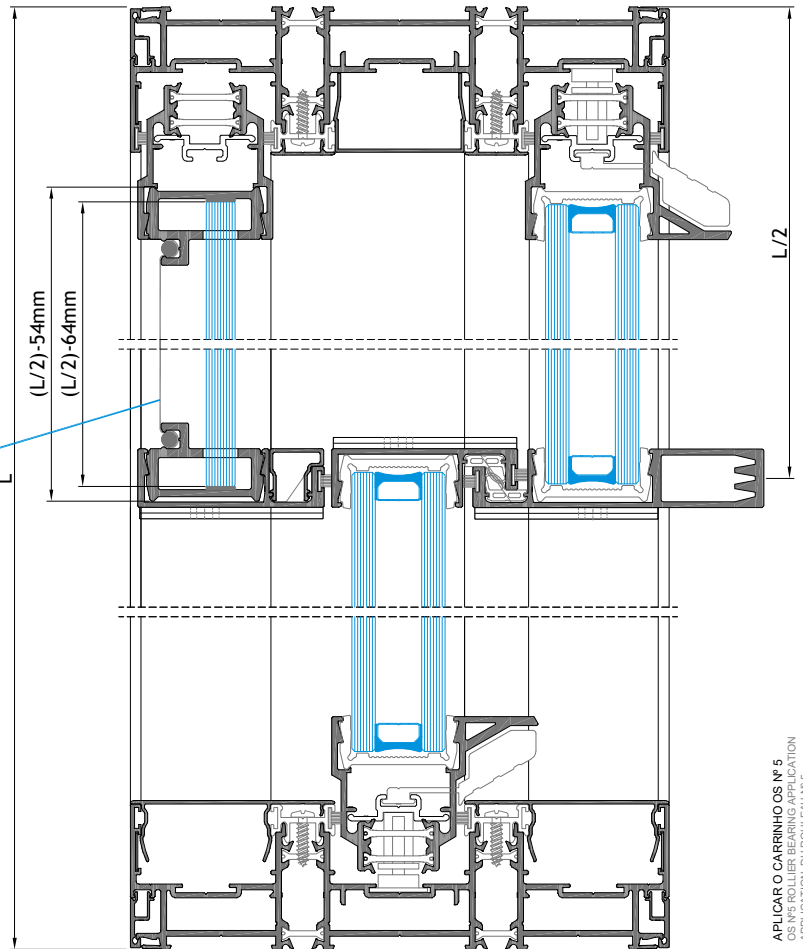
JANELA DE CORRER 2 FOLHAS COM APLICAÇÃO DE REDE MOSQUITEIRA PELO EXTERIOR

2 LEAVES SLIDING WINDOW WITH OUTER MOSQUITO NET

FENÊTRE COULISSANT 2 VANTAUX AVEC MOUSTIQUEIRE PAR L'EXTÉRIEUR

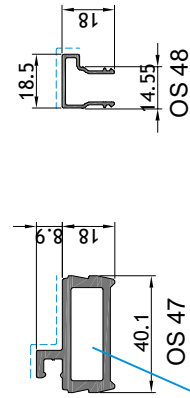


- 229105 REDE MOSQUITEIRA EM FIBRA 1600mm (Cinza)
- 229106 REDE MOSQUITEIRA EM FIBRA 2600mm (Cinza)

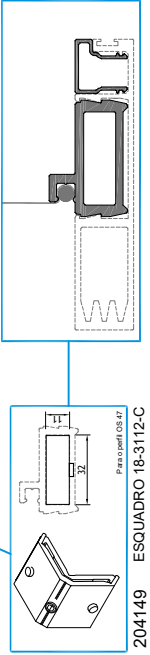


APLICAR O CARRINHO OS Nº 5
OS Nº5 ROLLER BEARING APPLICATION
APPLICATION DU ROULEAU Nº 5

PERFIS OS 47 E OS 48 - PARA REDE MOSQUITEIRA
PROFILES OS 47 AND OS 48 - FOR MOSQUITO NET
PROFILS OS 47 OU 48 - POUR MOUSTIQUEIRE

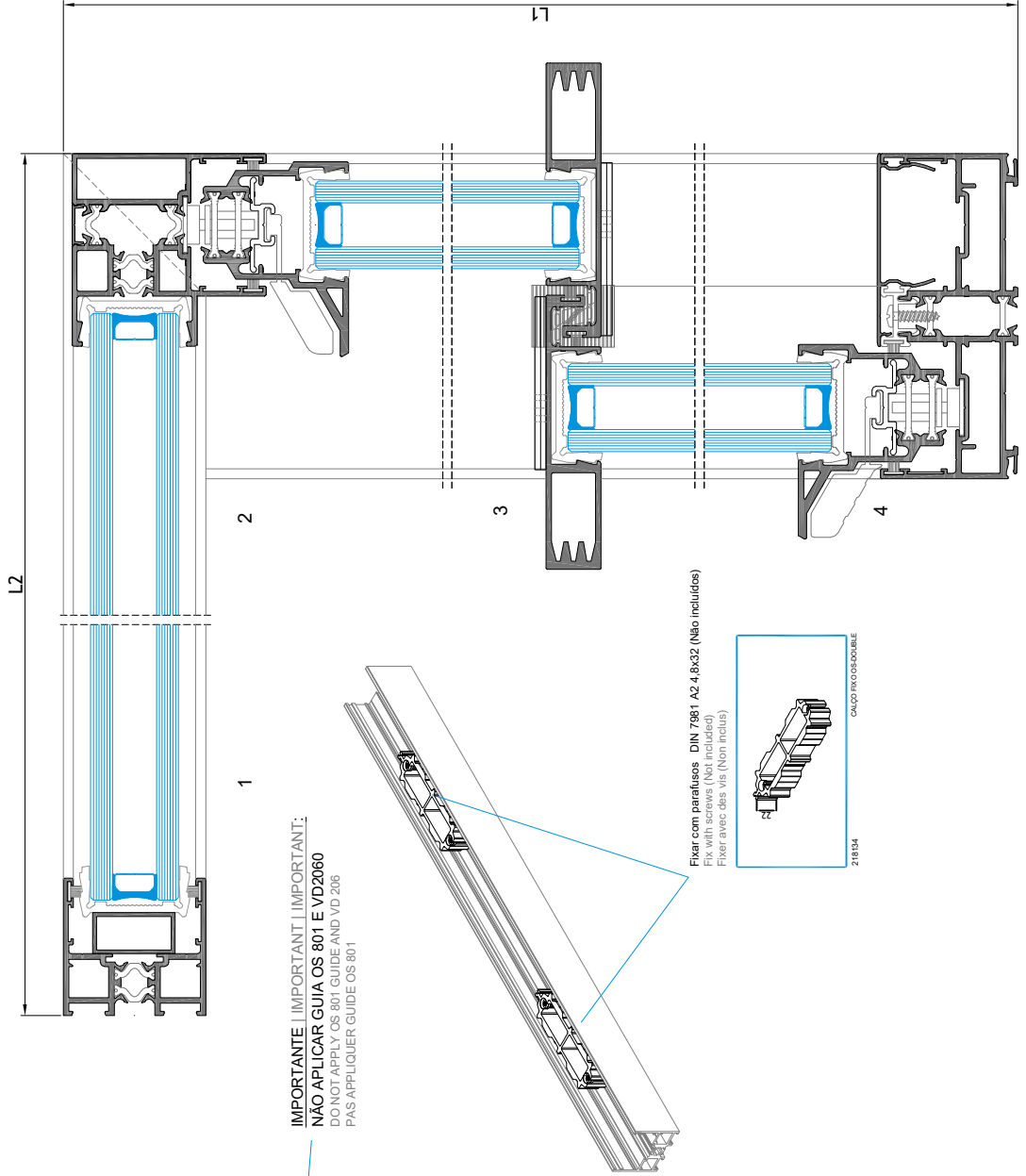
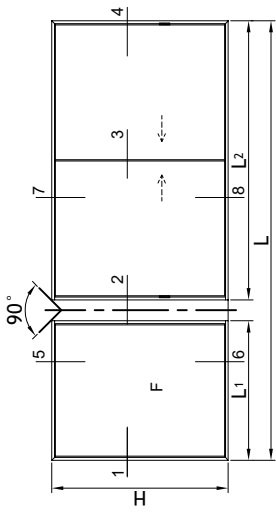
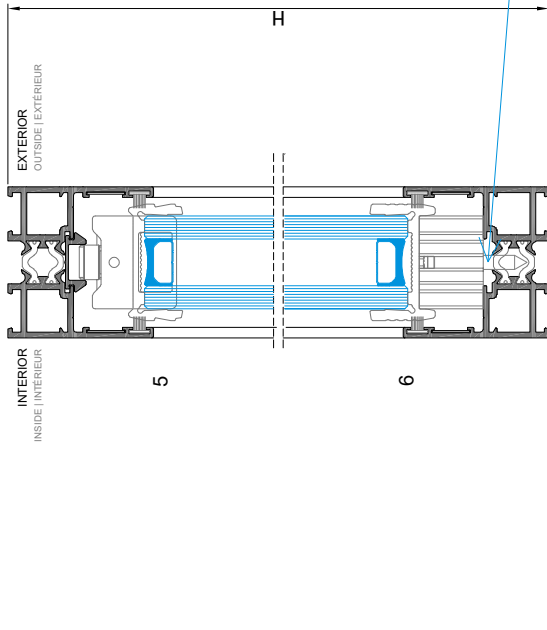
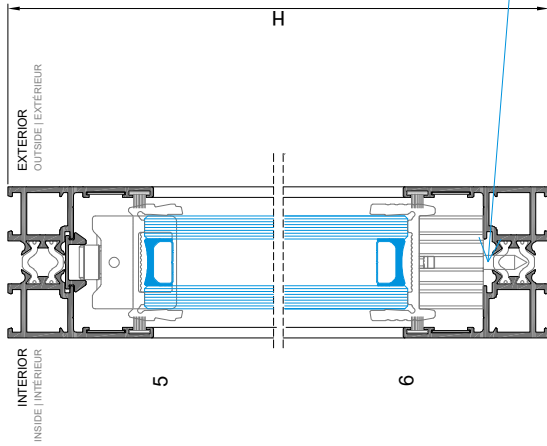


PORMENOR DE APLICAÇÃO
APPLICATION DETAIL
DÉTAIL DE APPLICATION



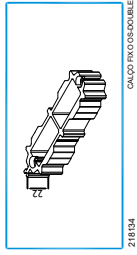
204149 ESQUADRO 18-3112-C

JANELA DE CORRER + FIXO EM CANTO 90°
SLIDING WINDOW + FIXED IN CORNER 90°
FENÊTRE COULISSANT + FIXE EN ANGLE 90°



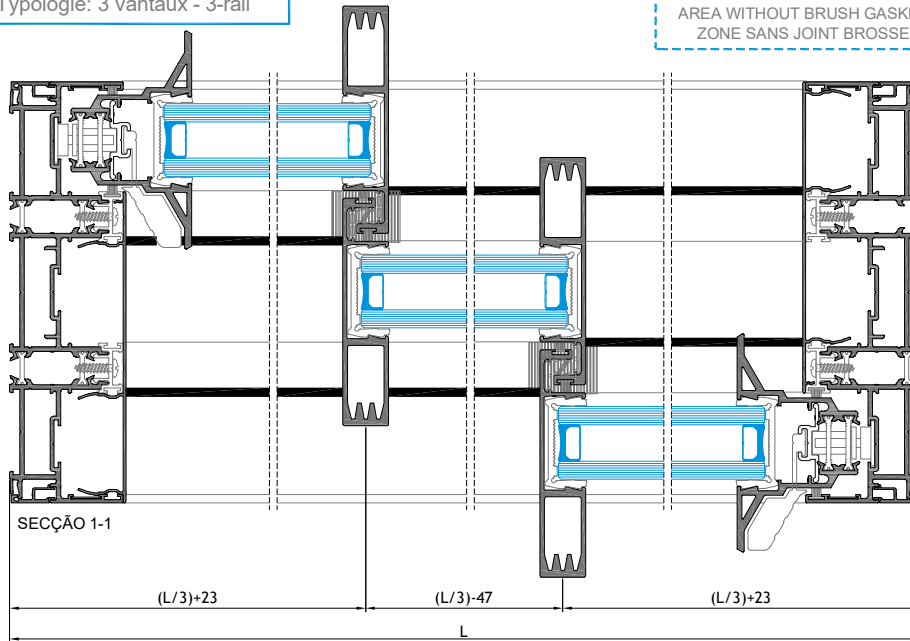
IMPORTANTE | IMPORTANT | IMPORTANT:
NÃO APLICAR GUIA OS 801 E VD2060
DO NOT APPLY OS 801 GUIDE AND VD 2060
PAS APPLIQUER GUIDE OS 801

Fixar com parafusos DIN 7981 A2 4,8x32 (Não incluídos)
Fix with screws (Not included)
Fixer avec des vis (Non inclus)

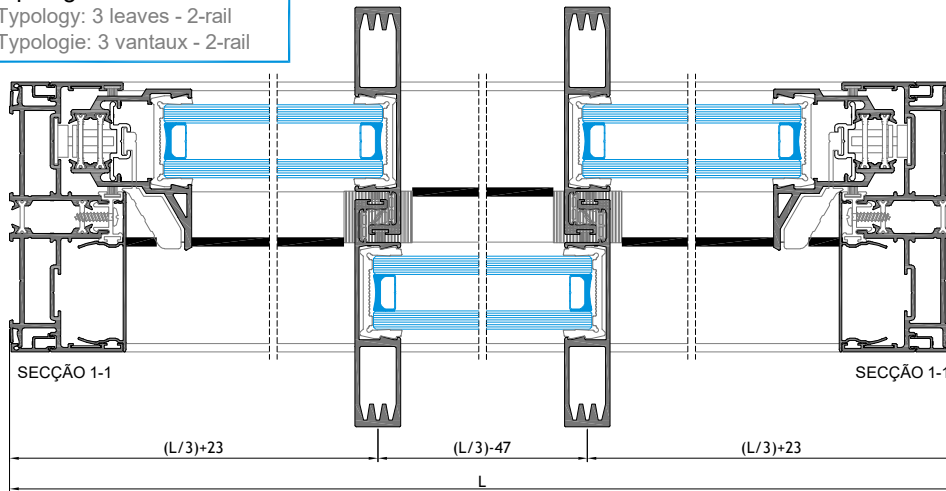


POSICIONAMENTO DOS CORTA-VENTO
CENTRAL GASKET POSITIONING
POSITIONNEMENT DES BROSSSE D'ÉTANCHÉITÉ

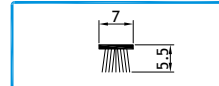
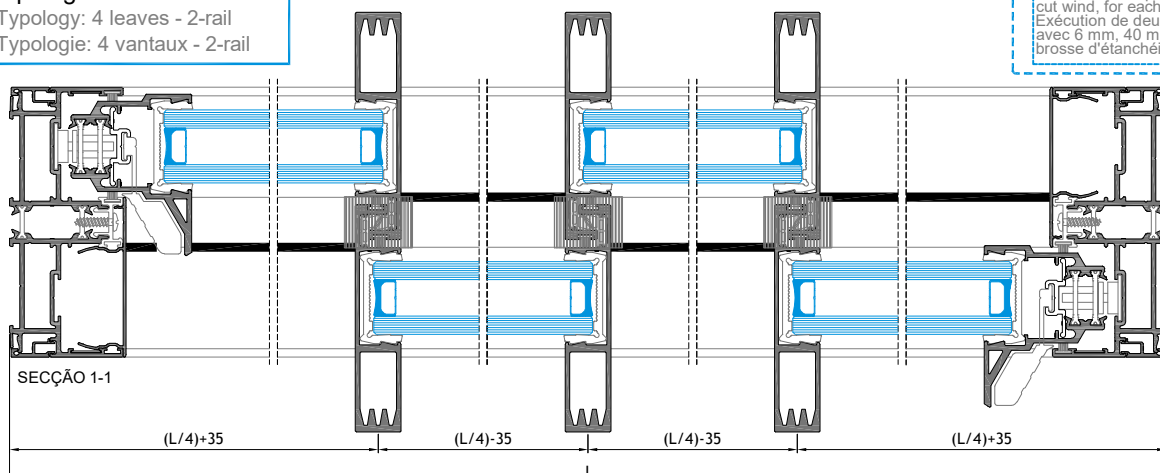
Tipologia: 3 folhas tri-rail
Typology: 3 leaves - 3-rail
Typologie: 3 vantaux - 3-rail



Tipologia: 3 folhas bi-rail
Typology: 3 leaves - 2-rail
Typologie: 3 vantaux - 2-rail

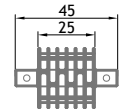


Tipologia: 4 folhas bi-rail
Typology: 4 leaves - 2-rail
Typologie: 4 vantaux - 2-rail

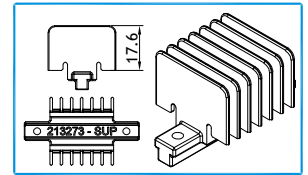


208450 PELÚCIA 7x5.5 Cinza

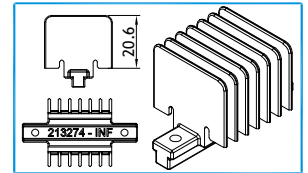
ZONA SEM PELÚCIA
AREA WITHOUT BRUSH GASKET
ZONE SANS JOINT BROSSSE



CORTA VENTO OS
CENTRAL GASKET OS
BROSSE D'ÉTANCHÉITÉ

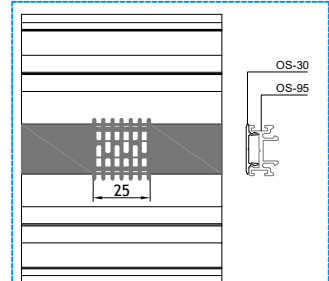


213273 CORTA VENTO SUPERIOR OS
UPPER CENTRAL GASKET OS
BROSSE D'ÉTANCHÉITÉ SUPÉRIEUR OS



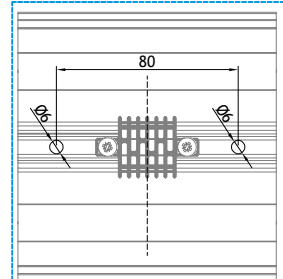
213274 CORTA VENTO INFERIOR OS
LOWER CENTRAL GASKET OS
BROSSE D'ÉTANCHÉITÉ INFÉRIEUR OS

PORMENOR DE APLICAÇÃO
APPLICATION DETAIL
DÉTAIL D'APPLICATION



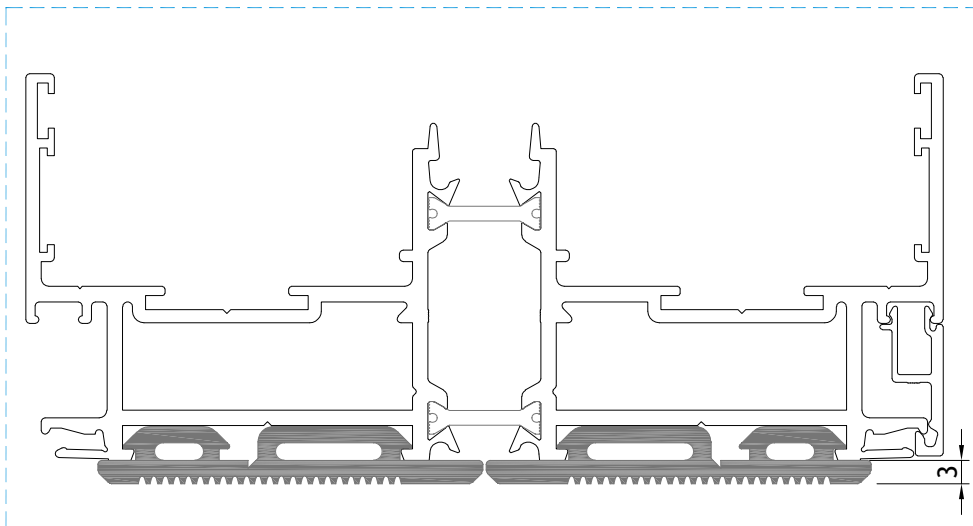
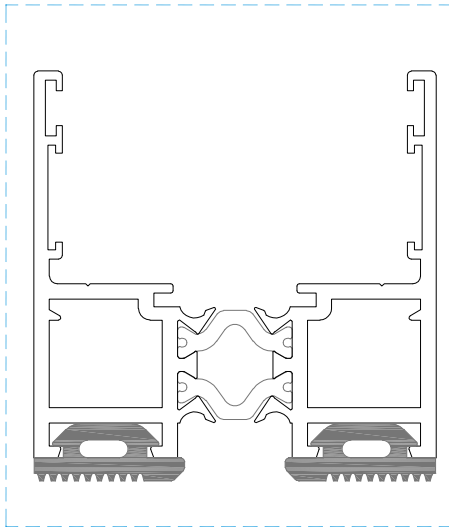
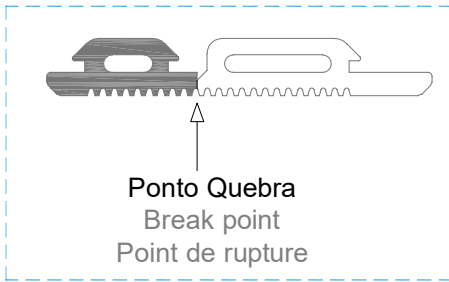
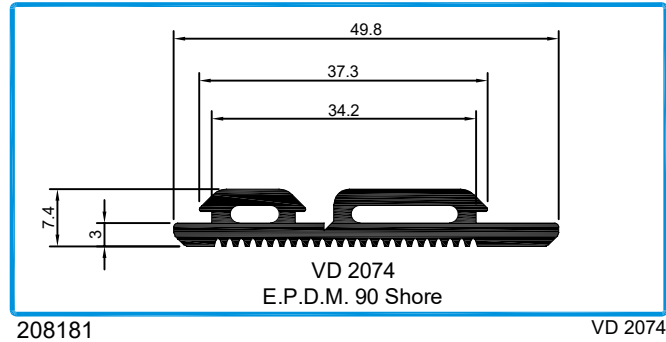
Interromper os perfis OS-30 e OS-95 em 25mm
Interrupt the OS-30 and OS-95 profiles in 25mm
Arrêter des profilés OS-30 et OS-95 en 25mm

DRENAGEM DO CORTA-VENTO
CUT WIND DRAINAGE
DRAINAGE DU BROSSSE D'ÉTANCHÉITÉ

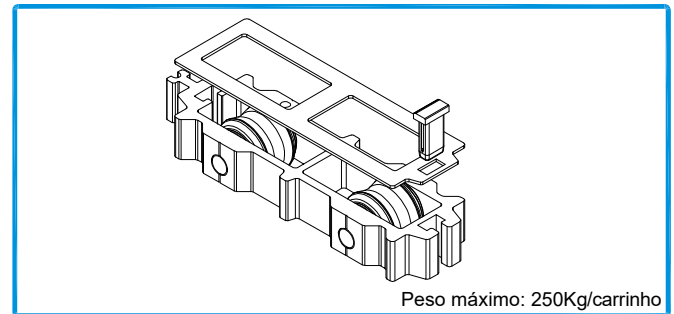


Execução de 2 furos no aro fixo com 6mm, distanciados de 40mm do centro do corta vento, para cada um dos lados
Execution of 2 holes with 6mm in the fixed frame, 40mm apart from the center of the cut wind, for each side
Exécution de deux trous dans le châssis fixe avec 6 mm, 40 mm en dehors du centre du brosse d'étanchéité, pour chaque côté

PORMENORES DE APLICAÇÃO DA NOVA JUNTA DE REMATE À PAREDE VD 2074
VD 2074 APPLICATION DETAILS
DÉTAILS D'APPLICATION DE VD 2074



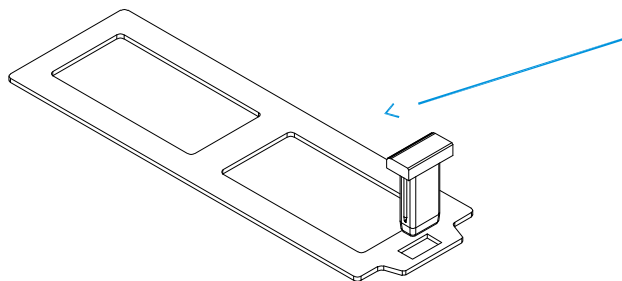
APLICAÇÃO DO CARRINHO OS Nº 5
OS Nº5 ROLLIER BEARING APPLICATION
APPLICATION DU ROULEAU Nº 5



Peso máximo: 250Kg/carrinho

205162

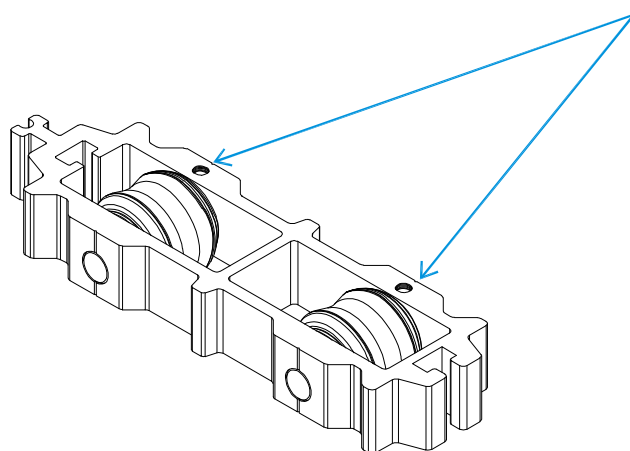
CARRINHO OS Nº5



Só se aplica o calço caso seja necessário proceder à afinação.

The shim is only applied if window regulation is necessary.

La cale est appliquée uniquement si la réglage de la fenêtre est nécessaire.



Os Carrinhos OS Nº5 têm de ser aplicados com os furos virados para cima.
A colocação dos Carrinhos OS com os furos voltados para baixo pode provocar o mau deslizamento e, conseqüentemente, o mau funcionamento da folha.

OS Nº5 Roller Bearings must be applied with the holes facing up.
The placement of the roller bearings with the holes facing down causes bad sliding and consequently leaf malfunctioning.

Rouleaux OS Nº5 doivent être appliqués avec les trous tourné vers le haut.
Le placement des rouleaux avec les trous tourné vers le bas entraîne des problèmes de glissement et, par conséquent, un mauvais fonctionnement du vantail.

CUIDADOS A TER NA FABRICAÇÃO, MONTAGEM E MANUTENÇÃO PARA CAIXILHOS DO SISTEMA OS

CARES IN THE MANUFACTURE, INSTALLATION AND MAINTENANCE OF THE OS SYSTEM FRAMES

PRÉCAUTIONS POUR LA FABRICATION, L'ASSEMBLAGE ET LA MAINTENANCE DES CADRES DU SYSTÈME OS.

1. NA FABRICAÇÃO (CORRECTA EXECUÇÃO DOS CAIXILHOS):

MANUFACTURING (CORRECT FRAMES EXECUTION)

DANS LA FABRICATION (EXECUTION CORRECTE DES CHÂSSIS)

Todos os caixilhos deverão ser executados mediante os nossos catálogos técnicos e as nossas instruções técnicas. Sempre que se considerarem insuficientes os dados fornecidos, o Departamento Técnico deverá ser consultado ou a presença de um Técnico do GRUPO SOSOARES solicitada.

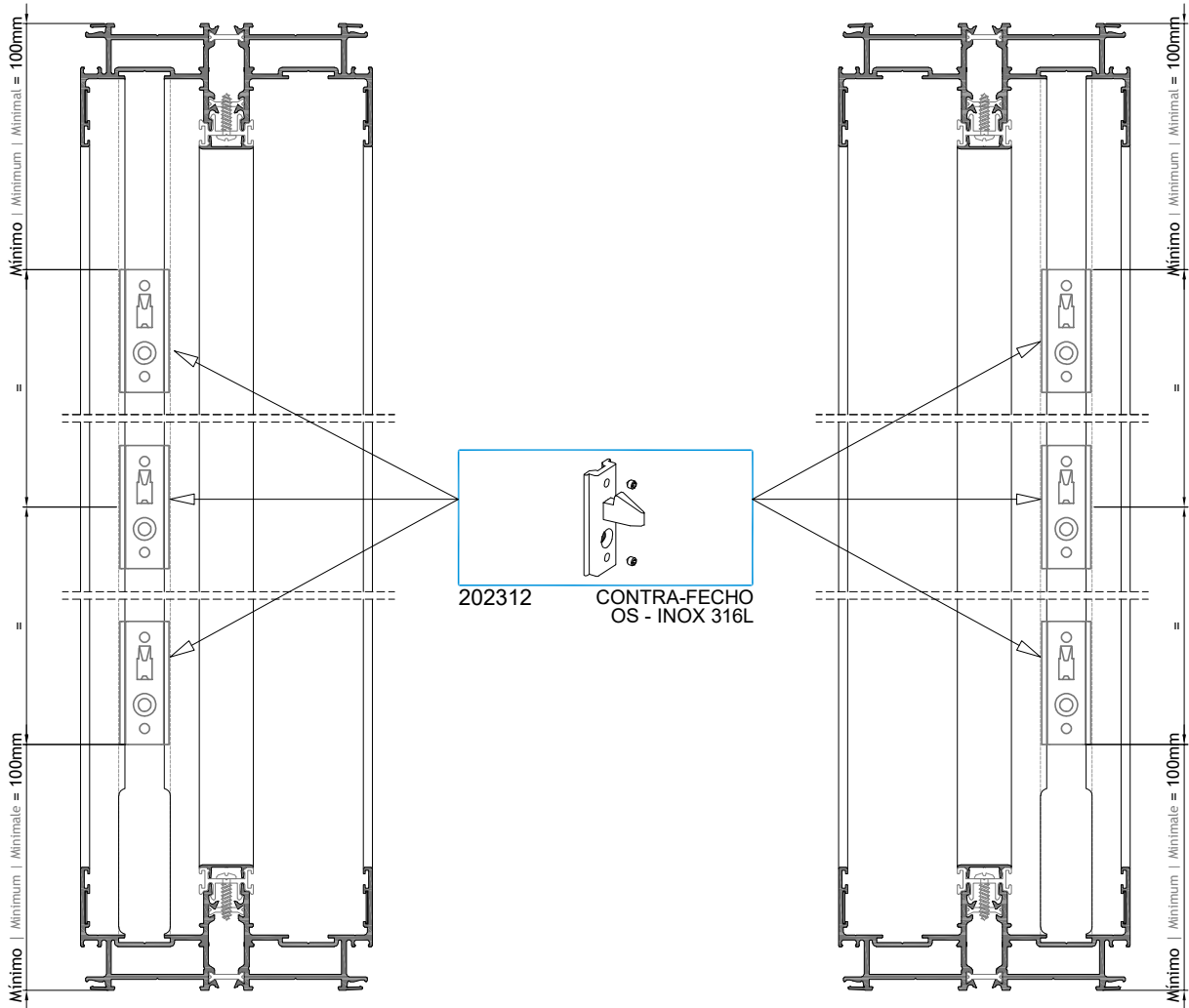
All frames must be executed according to our technical catalogs and technical instructions. Whenever deemed insufficient data provided, the Technical Department should be consulted or the presence of a Technician from Grupo Sosoares requested.

Tous les châssis doivent être effectués SELON nos catalogues techniques et nos instructions techniques. Lorsque considèrent insuffisantes les données fournies sont considérés insuffisantes, le Département Technique devra être consulté la présence d'un Technique du Groupe Sosoares requise.

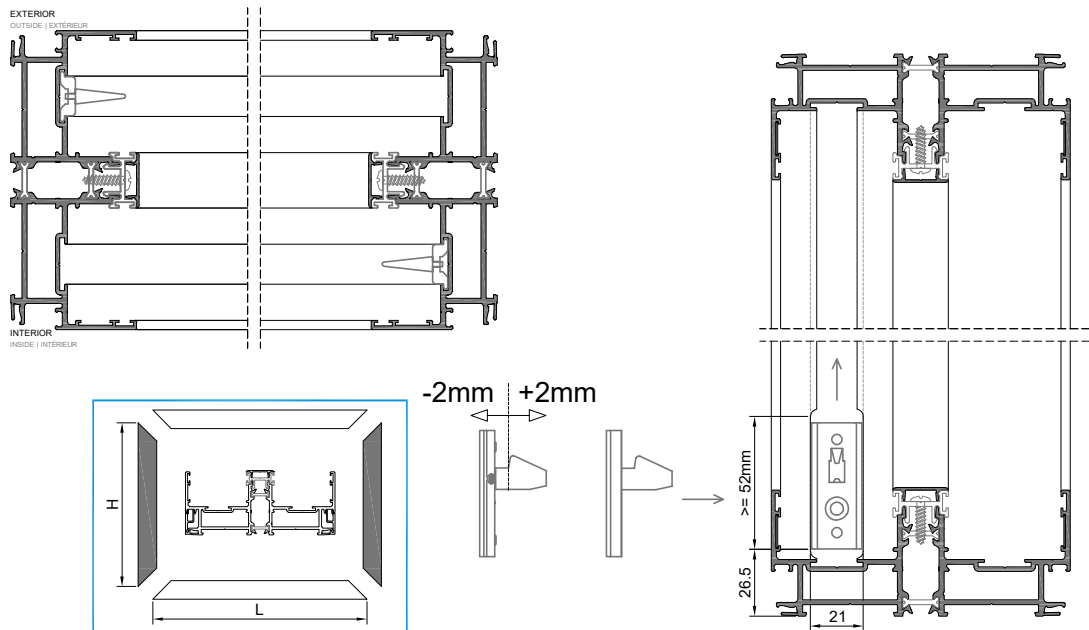
IMPORTANTE | IMPORTANT | IMPORTANT:

- **Ao realizar este sistema pela primeira vez, deverá requisitar obrigatoriamente a presença de um técnico do GRUPO SOSOARES para auxiliar tecnicamente em todas as fases de execução (Corte, Maquinação, Montagem e Aplicação em obra), de pelo menos 1 caixilho:**
 - **Ter em atenção a correcta execução das drenagens de água;**
 - **Ter em atenção a aplicação das pelúcias correctas (Pelúcia 7x5,5);**
 - **Ter em atenção a aplicação dos corta-vento nos aros fixos;**
 - **Maquinar os perfis móveis de acordo com os planos do cortante OS.**
 - **Executar uma correcta aplicação de todos os acessórios.**
-
- **When performing this system for the first time, you should request a mandatory presence of a technician from Grupo Sosoares to technically assist you at all stages of the implementation (Cutting, Milling, Assembling and Application on site), of at least 1 frame;**
 - **Beware of the correct execution of water drainage;**
 - **Beware of the application of the correct brush gasket (brush gasket 7x5,5);**
 - **Beware of the application of the "Central-gasket" on fixed frames;**
 - **Milling the mobile profiles according to the OS Cutter Machine plans;**
 - **Execute a correct application of all accessories.**
-
- **Pour le première execution du système, veuillez la présence obligatoire d'un Technicien du Groupe Sosoares afin de vous assister techniquement pendant toutes les phases d'exécution (Coupe, Usinage, Assemblage et Application sur site), au moins d'un châssis:**
 - **Attention à la mise en œuvre correcte des drainages d'eau;**
 - **Attention à l'application des joint brosses correctes (joint brosse 7x5,5);**
 - **Attention à l'application des pièces d'étanchéité dans les dormants;**
 - **Usinage des profilés mobiles selon les plans d'outillage OS**
 - **Application correcte de tous les accessoires**

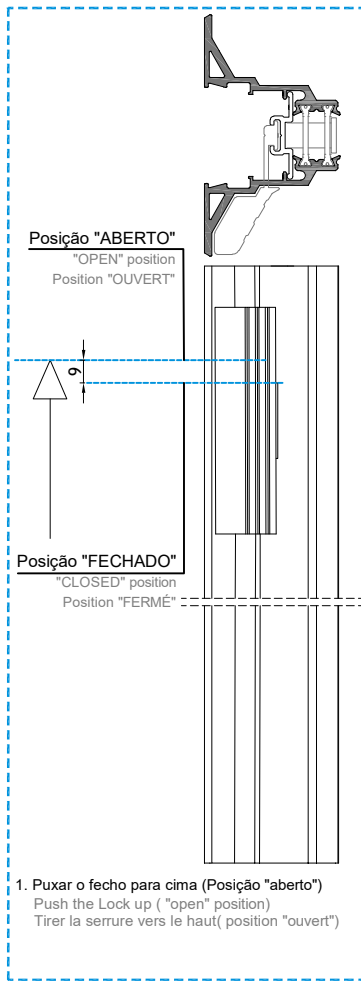
POSICIONAMENTO DOS CONTRA-FECHOS
COUNTER-LOCKINGS POSITIONING
POSITIONNEMENT DES CONTRE-FERMETURES



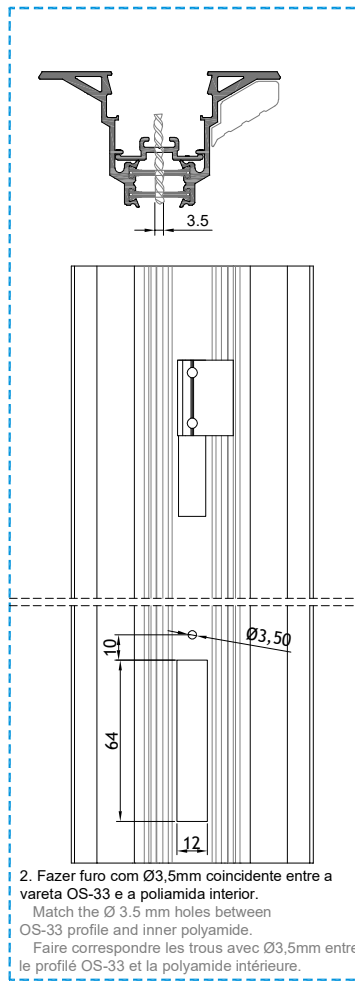
FRESAGEM PARA INSERÇÃO DOS CONTRA-FECHOS OS
MILLING FOR INSERTION OF COUNTER-LOCKINGS OS
FRAISAGE POUR L'INSERTION DES CONTRE-FERMETURES OS



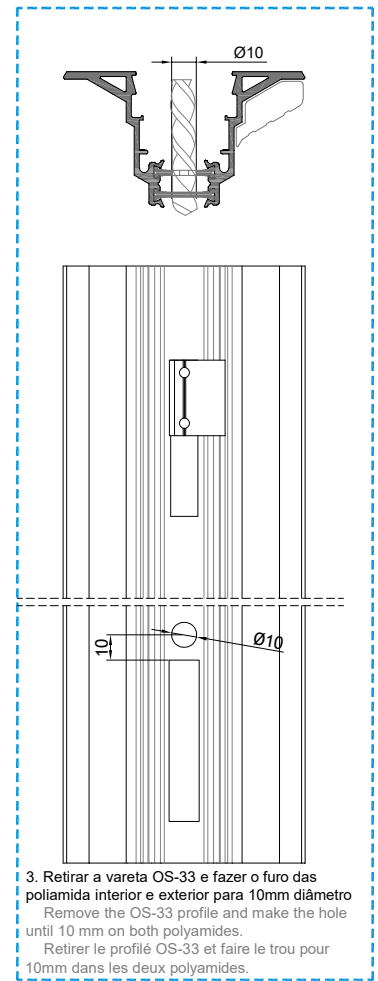
APLICAÇÃO DA MOLDA DE RETENÇÃO PARA FECHO OS
APPLICATION OF RETAINER SPRING FOR LOCK OS
APPLICATION DE RESORT POUR RÉTENTION DE SERRURE OS



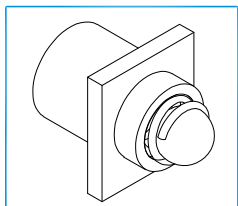
1. Puxar o fecho para cima (Posição "aberto")
Push the Lock up ("open" position)
Tirer la serrure vers le haut (position "ouvert")



2. Fazer furo com Ø3,5mm coincidente entre a vareta OS-33 e a poliamida interior.
Match the Ø 3.5 mm holes between OS-33 profile and inner polyamide.
Faire correspondre les trous avec Ø3,5mm entre le profilé OS-33 et la polyamide intérieure.

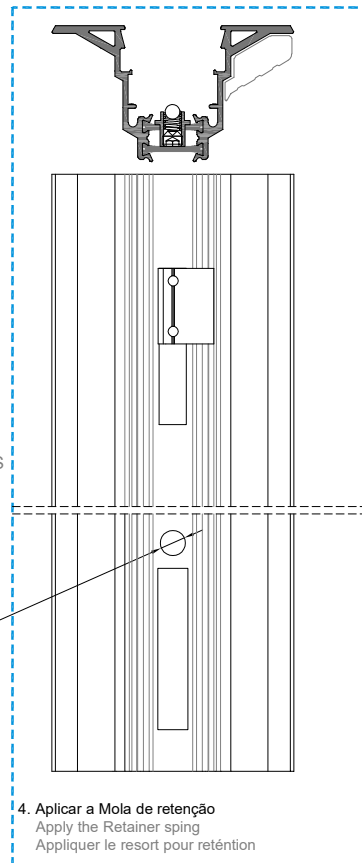


3. Retirar a vareta OS-33 e fazer o furo das poliamida interior e exterior para 10mm diâmetro.
Remove the OS-33 profile and make the hole until 10 mm on both polyamides.
Retirer le profilé OS-33 et faire le trou pour 10mm dans les deux polyamides.

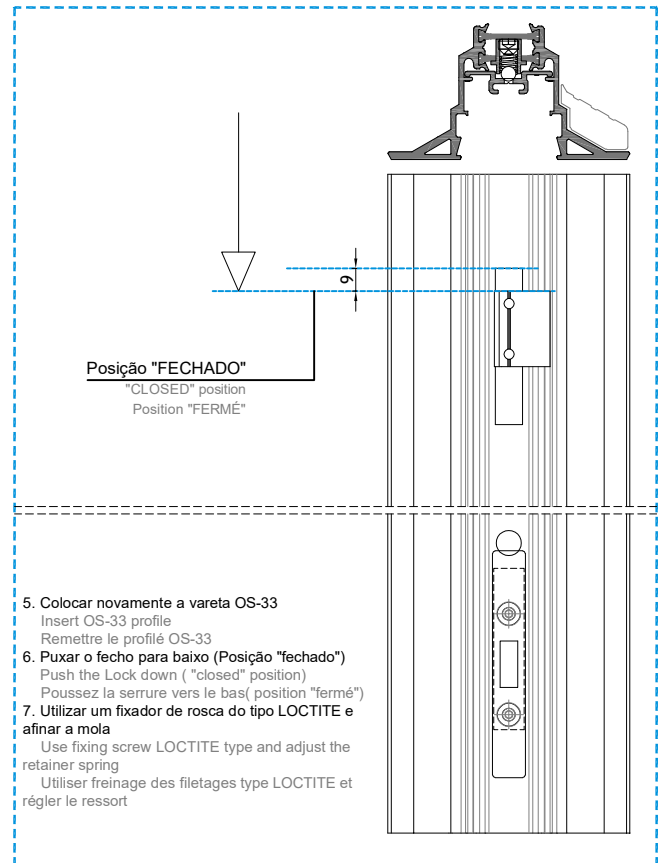


Mola de retenção para fecho OS
Retainer spring for Lock OS
Ressort pour rétention de serrure OS

Ø10
passar as duas poliamidas
drill both polyamides
perforer les deux polyamides



4. Aplicar a Mola de retenção
Apply the Retainer spring
Appliquer le ressort pour rétention

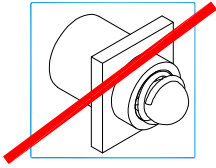


5. Colocar novamente a vareta OS-33
Insert OS-33 profile
Remettre le profilé OS-33
6. Puxar o fecho para baixo (Posição "fechado")
Push the Lock down ("closed" position)
Poussez la serrure vers le bas (position "fermé")
7. Utilizar um fixador de rosca do tipo LOCTITE e afinar a mola
Use fixing screw LOCTITE type and adjust the retainer spring
Utiliser freinage des filetages type LOCTITE et régler le ressort

POSICIONAMENTO DOS CONTRA-FECHOS - MICROVENTILAÇÃO

COUNTER-LOCKINGS POSITIONING - MICRO VENTILATION

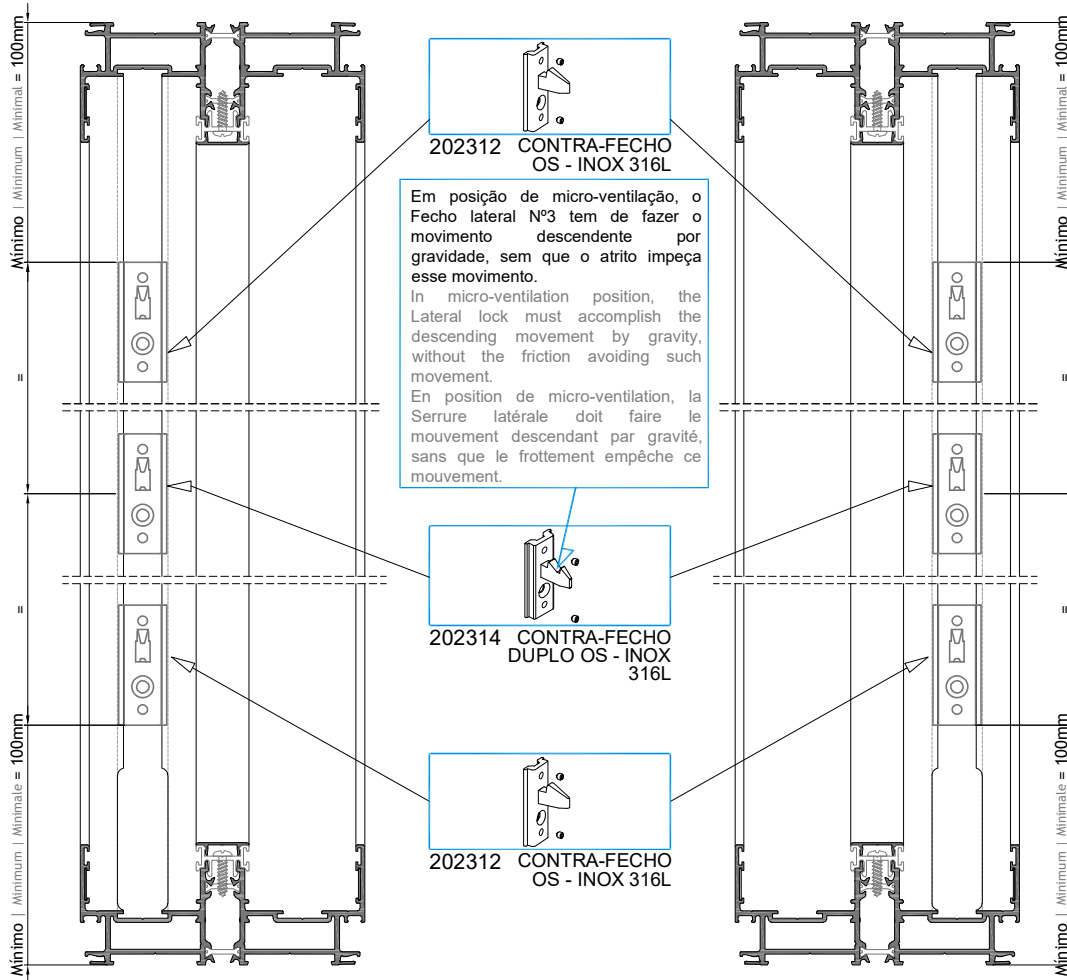
POSITIONNEMENT DES CONTRE-FERMETURES - MICRO VENTILATION



Em soluções de vãos com micro-ventilação, não se recomenda a aplicação da Mola de retenção para fecho OS

In solutions of frames with micro-ventilation, we don't recommend the use of the Retention Spring for the OS lock

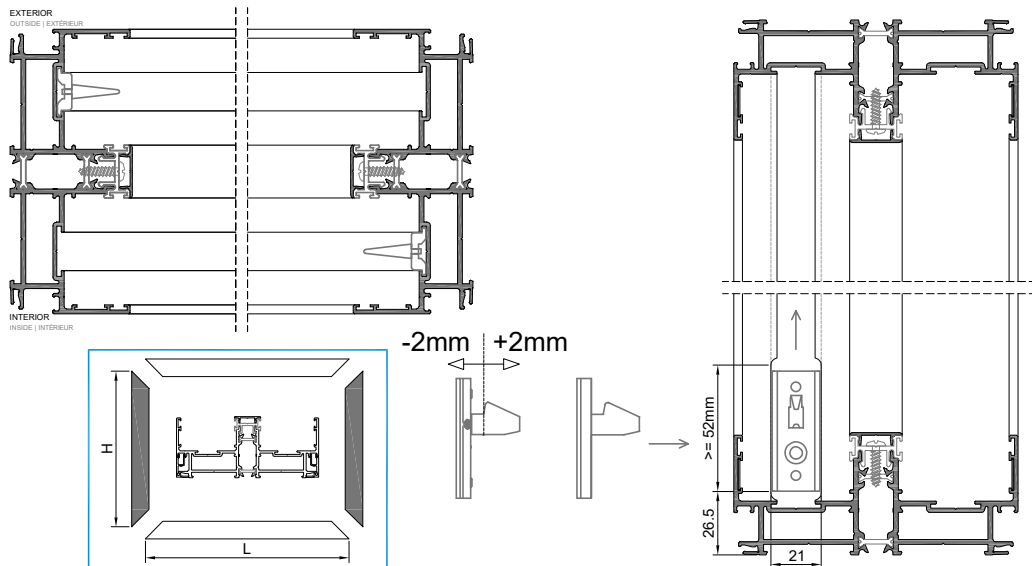
Dans les solutions de châssis avec micro-ventilation, nous ne recommandons pas l'utilisation de ressorts pour rétention de serrure OS.



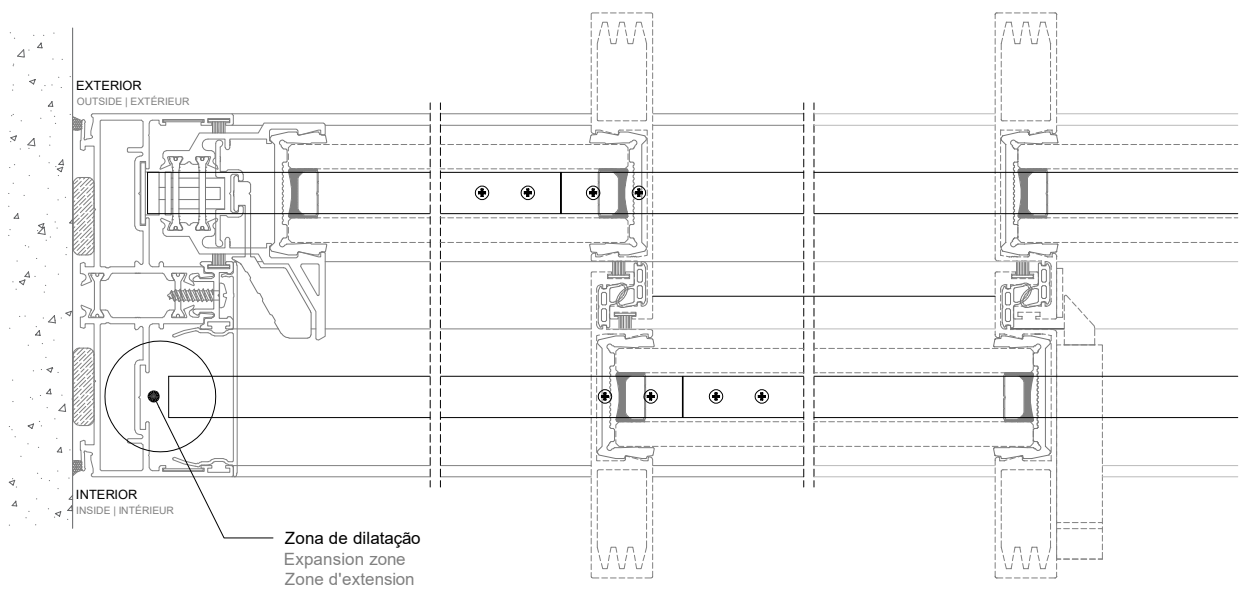
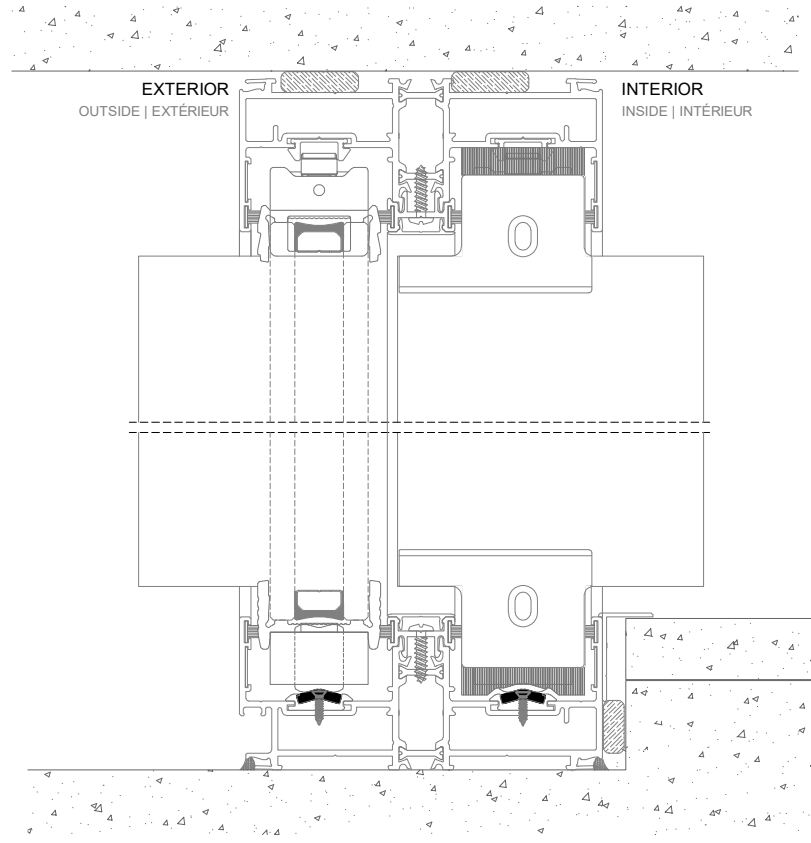
FRESAGEM PARA INSERÇÃO DOS CONTRA-FECHOS OS

MILLING FOR INSERTION OF COUNTER-LOCKINGS OS

FRAISAGE POUR L'INSERTION DES CONTRE-FERMETURES OS



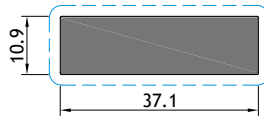
PORMENOR DE DILATAÇÃO DA GUIA INOX
DETAIL OF THE EXPANSION STAINLESS STEEL GUIDE
DÉTAIL DE DILATATION DE LA GUIDE D'ACIER INOXYDABLE



UNIÃO DE AROS COM O PERFIL KB 37

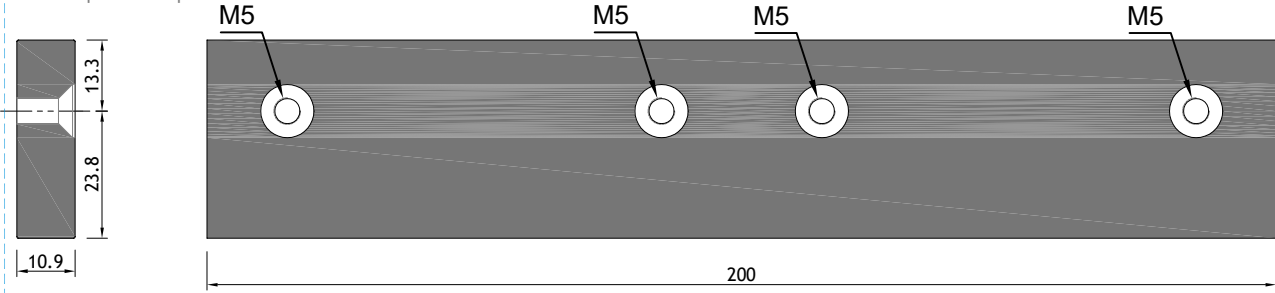
FRAMES UNION WITH KB 37 PROFILEN

UNION DE CADRES AVEC PROFIL KB 37

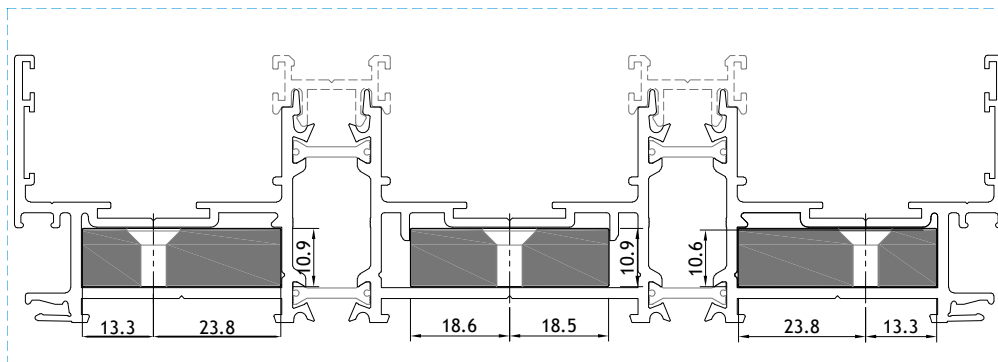
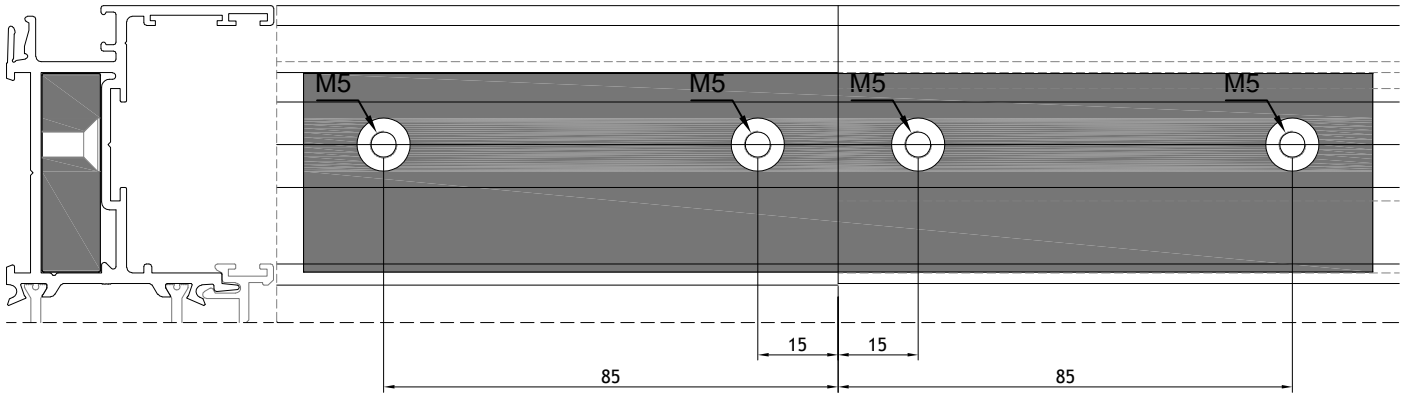
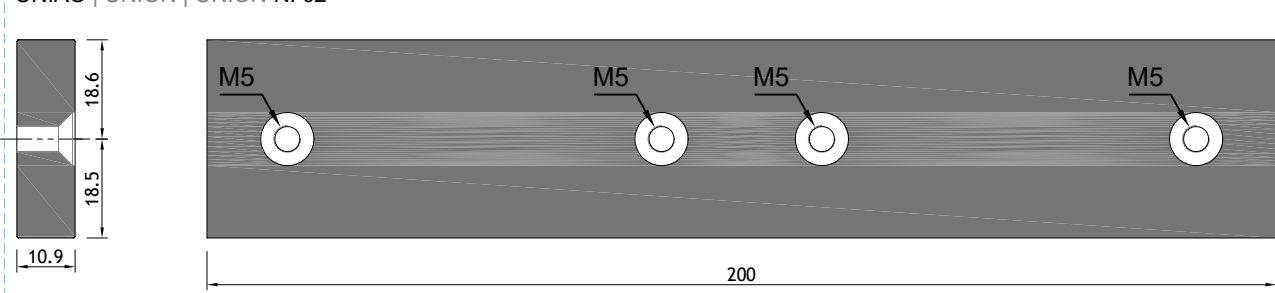


KB 37

UNIÃO | UNION | UNION N. 01

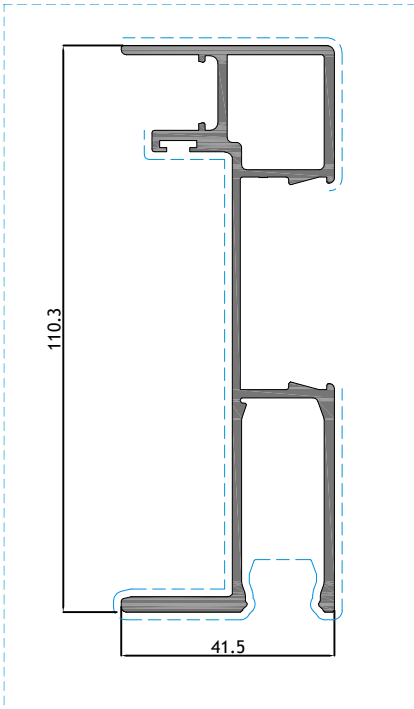


UNIÃO | UNION | UNION N. 02

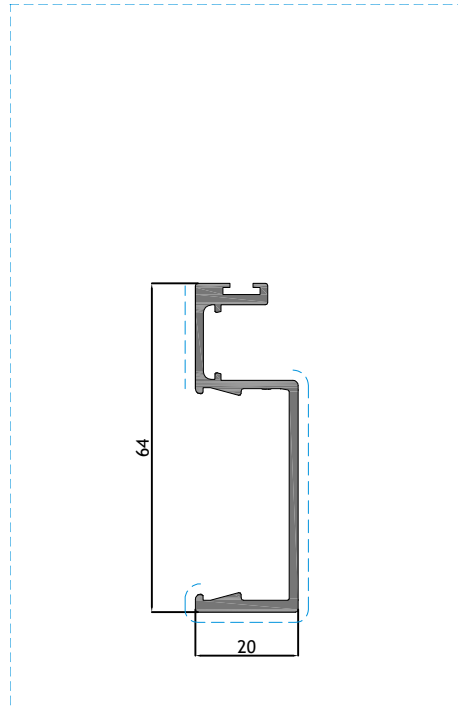


PORMENORES DE MONTAGEM DOS PERFIS OS 07, OS 17 E OS 67
OS 07, OS 17 AND OS 67 PROFILES ASSEMBLY DETAILS
DÉTAILS D'ASSEMBLAGE DES PROFILS OS 07, OS 17 ET OS 67

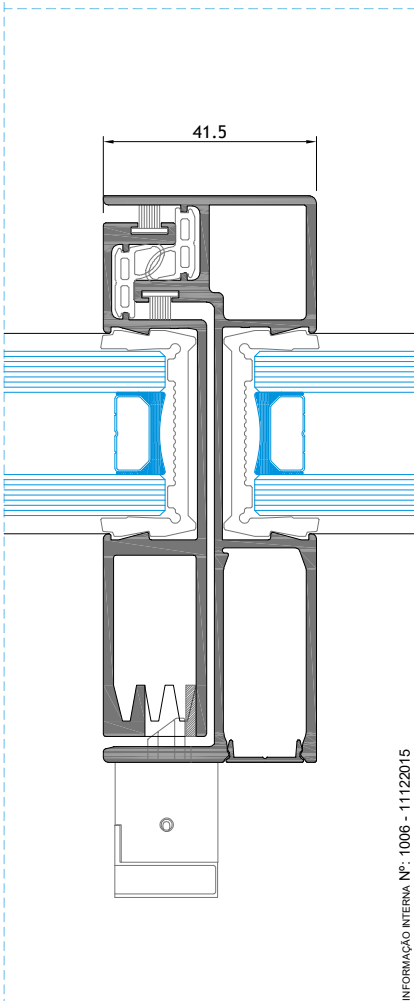
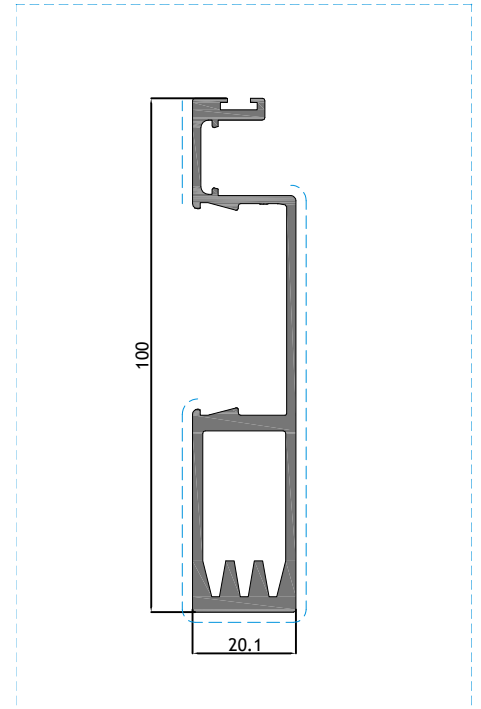
OS 07



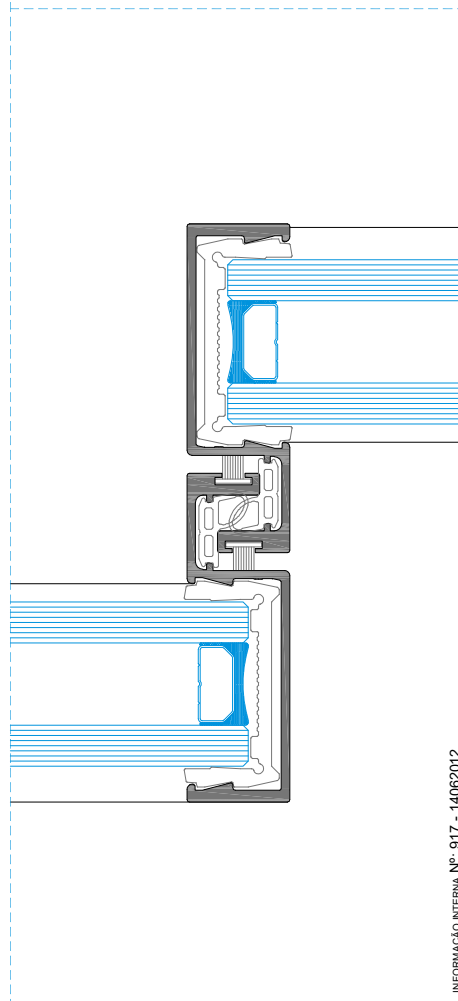
OS 17



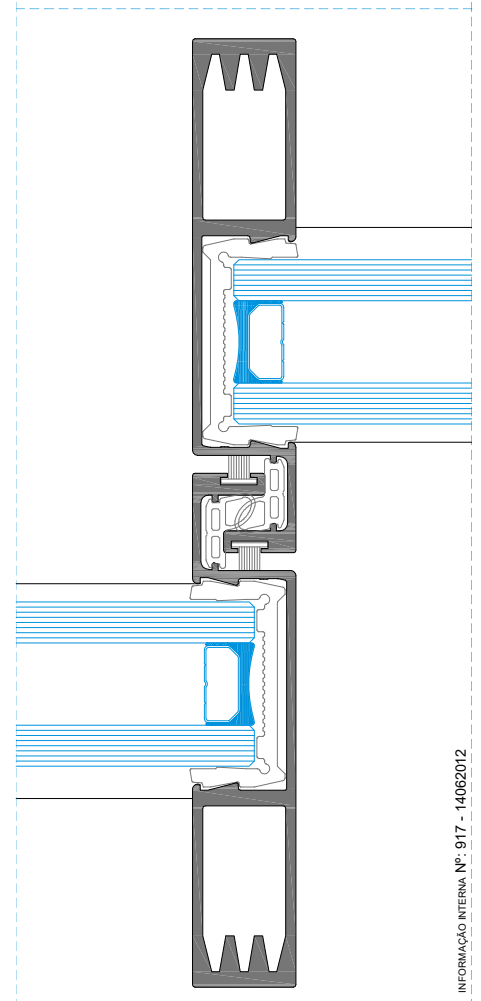
OS 67



INFORMAÇÃO INTERNA Nº: 1006 - 11122015



INFORMAÇÃO INTERNA Nº: 917 - 14062012

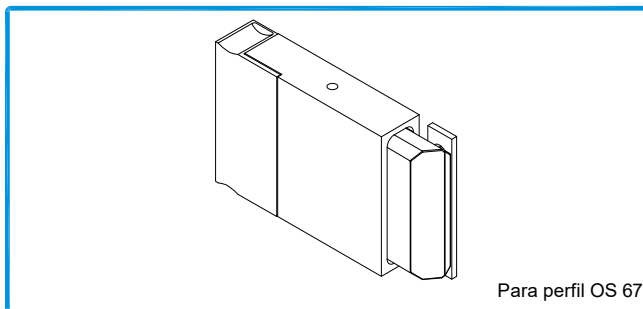


INFORMAÇÃO INTERNA Nº: 917 - 14062012

PORMENORES DE MONTAGEM DO NOVO FECHO CENTRAL OS

CENTRAL LOCK OS ASSEMBLY DETAIL

DÉTAIL D'ASSEMBLAGE DE SERRURE CENTRAL OS

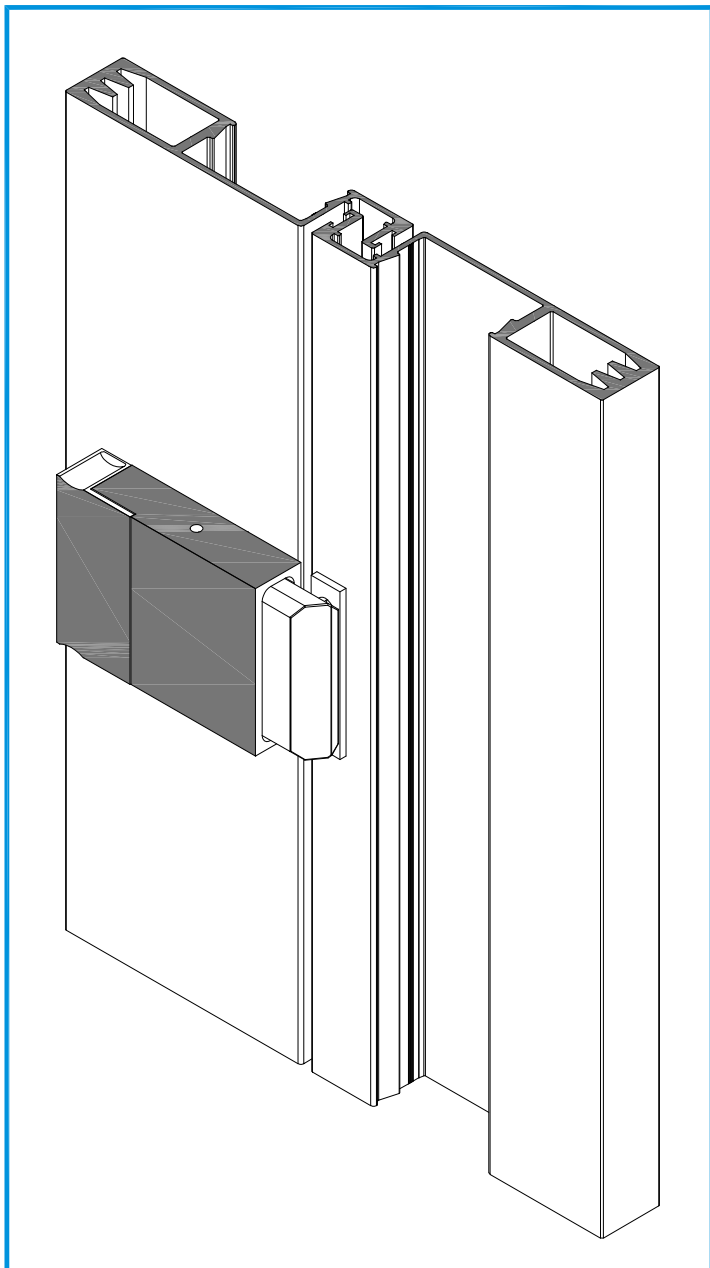


Para perfil OS 67

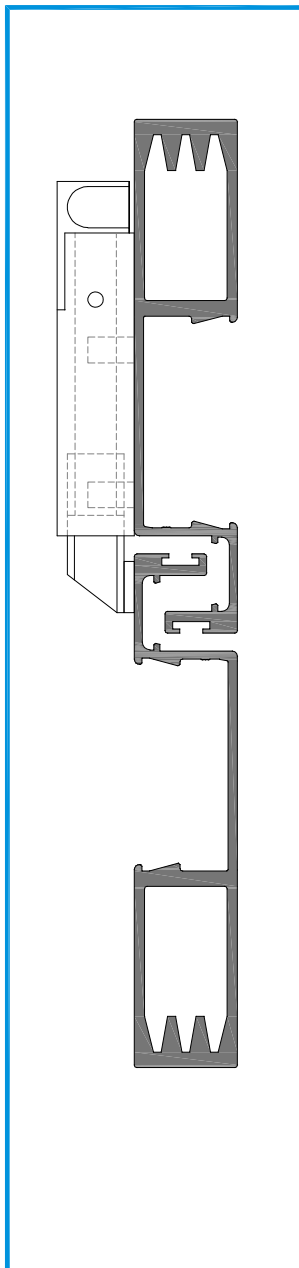
201274

FECHO CENTRAL OS

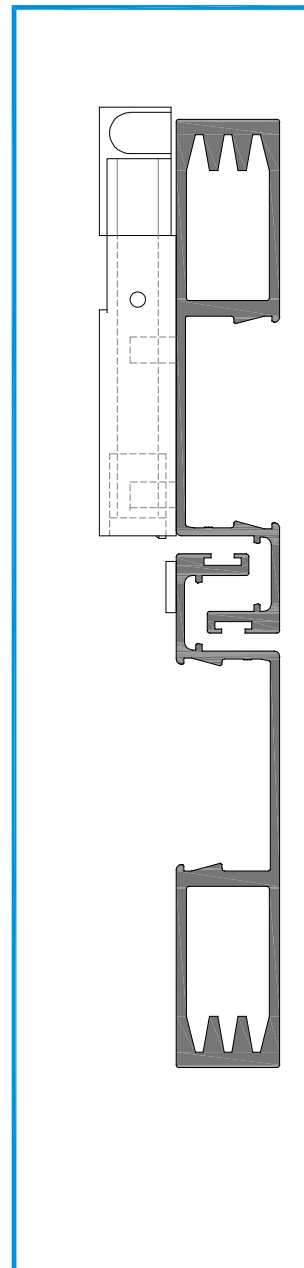
Pormenor de montagem
Assembly detail
Détail d'assemblage



Fecho central OS - FECHADO
Central lock OS - CLOSED
Serrure central OS - FERMÉ



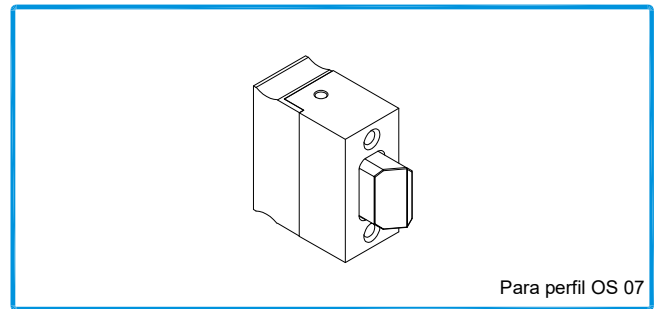
Fecho central OS - ABERTO
Central lock OS - OPEN
Serrure central OS - OUVERT



PORMENORES DE MONTAGEM DO NOVO FECHO CENTRAL OS Nº. 3

CENTRAL LOCK OS N.3 ASSEMBLY DETAIL

DÉTAIL D'ASSEMBLAGE DE SERRURE CENTRAL OS N.3

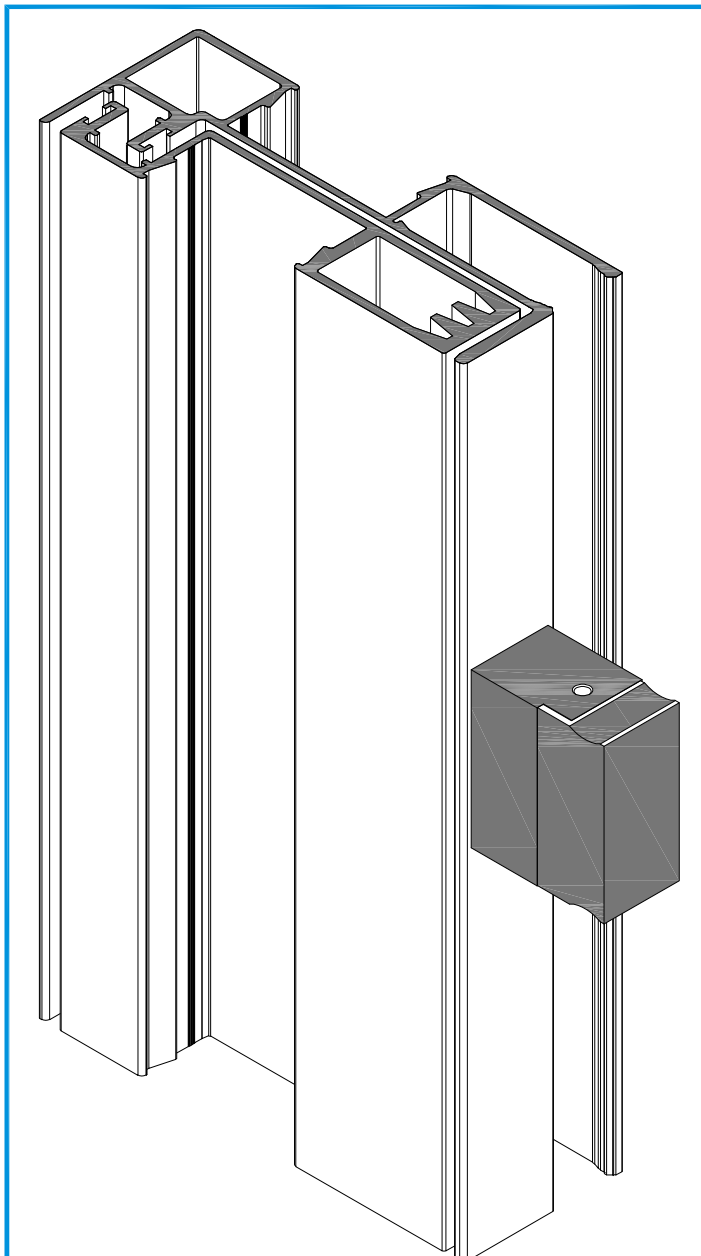


Para perfil OS 07

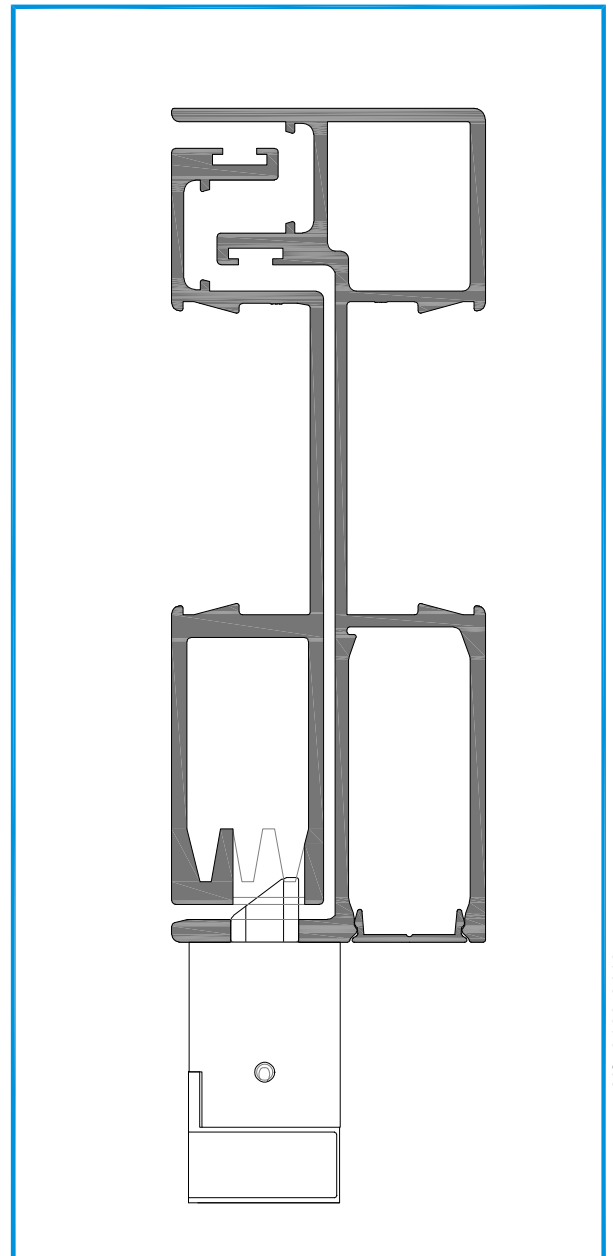
201066

FECHO CENTRAL OS Nº3

Pormenor de montagem
Assembly detail
Détail d'assemblage



Fecho central OS Nº. 3 - FECHADO
Central lock OS N.3 - CLOSED
Serrure central OS N.3 - FERMÉ

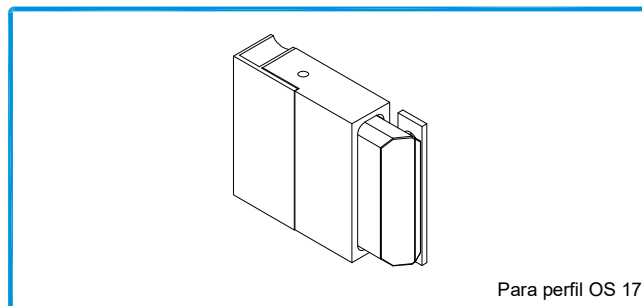


INFORMAÇÃO TÉCNICA Nº: 0120-0416

PORMENORES DE MONTAGEM DO NOVO FECHO CENTRAL OS Nº4

CENTRAL LOCK OS Nº4 ASSEMBLY DETAIL

DÉTAIL D'ASSEMBLAGE DE SERRURE CENTRAL OS Nº4

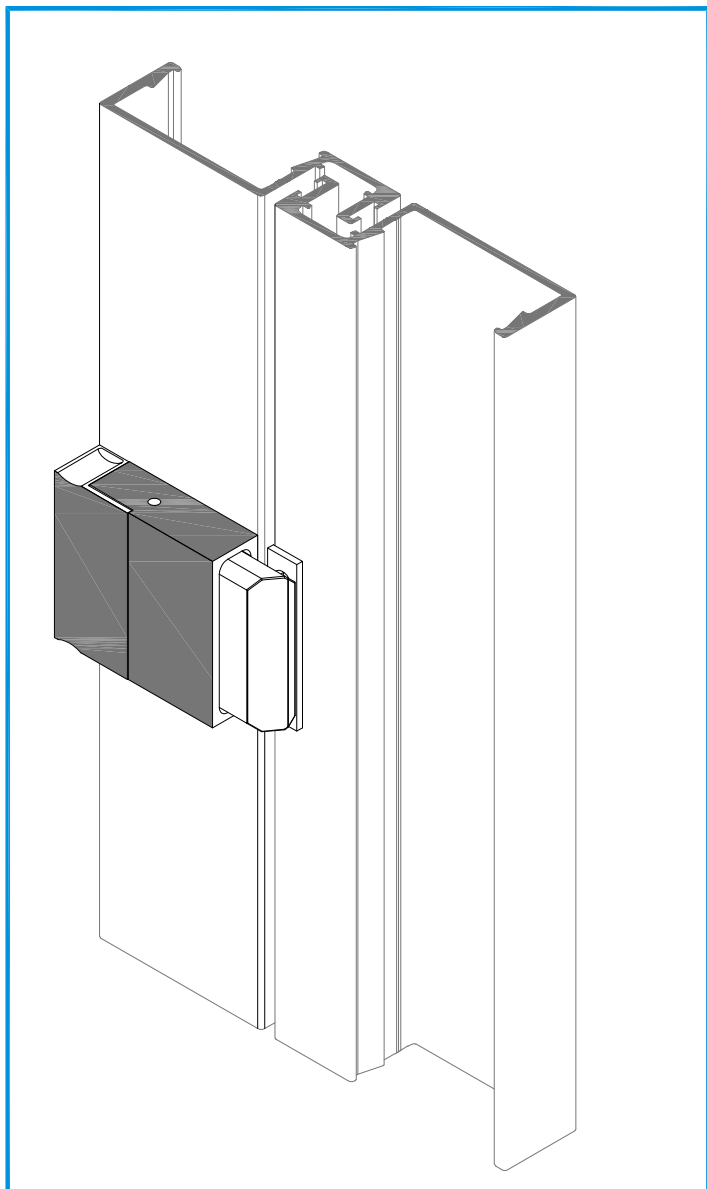


Para perfil OS 17

201067

FECHO CENTRAL OS Nº4

Pormenor de montagem
Assembly detail
Détail d'assemblage



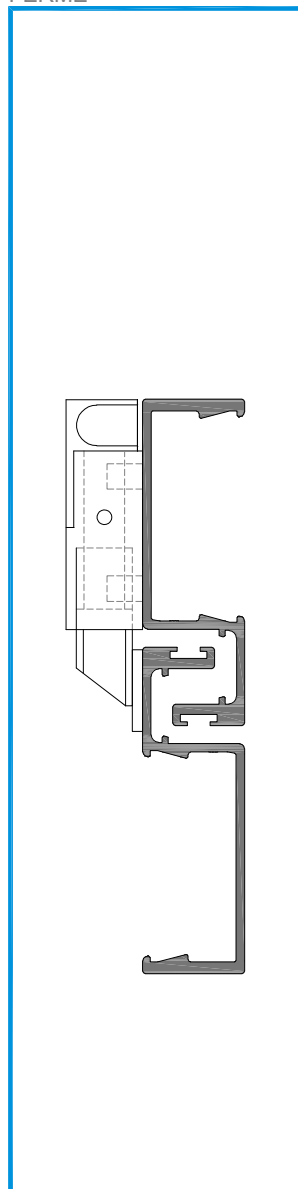
**Fecho central OS Nº4
FECHADO**

Central lock OS Nº4

CLOSED

Serrure central OS Nº 4

FERMÉ



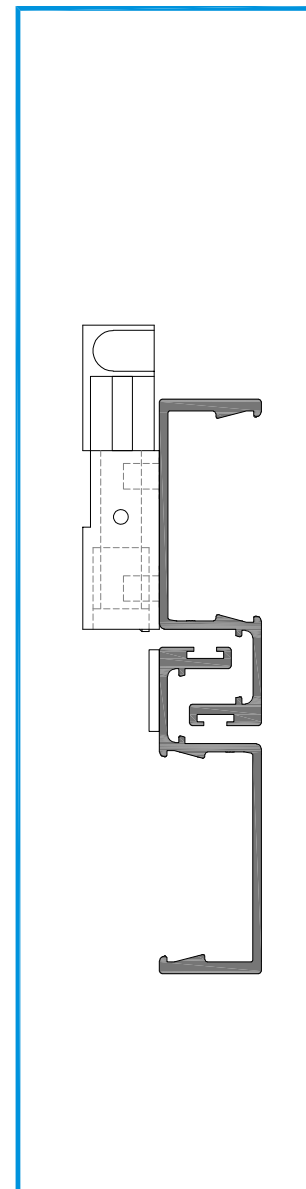
**Fecho central OS Nº4
ABERTO**

Central lock OS Nº4

OPEN

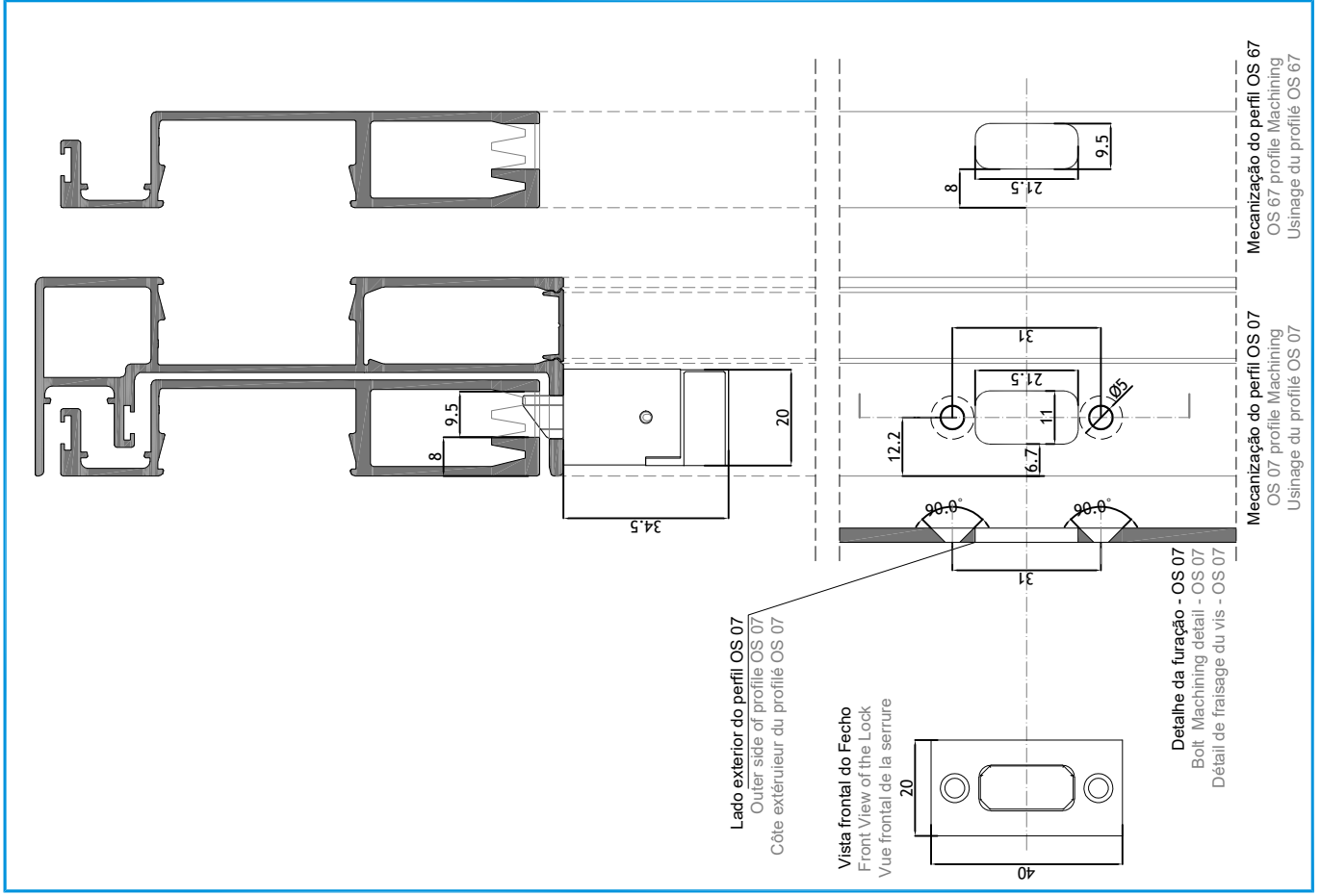
Serrure central OS Nº4

OUVERT

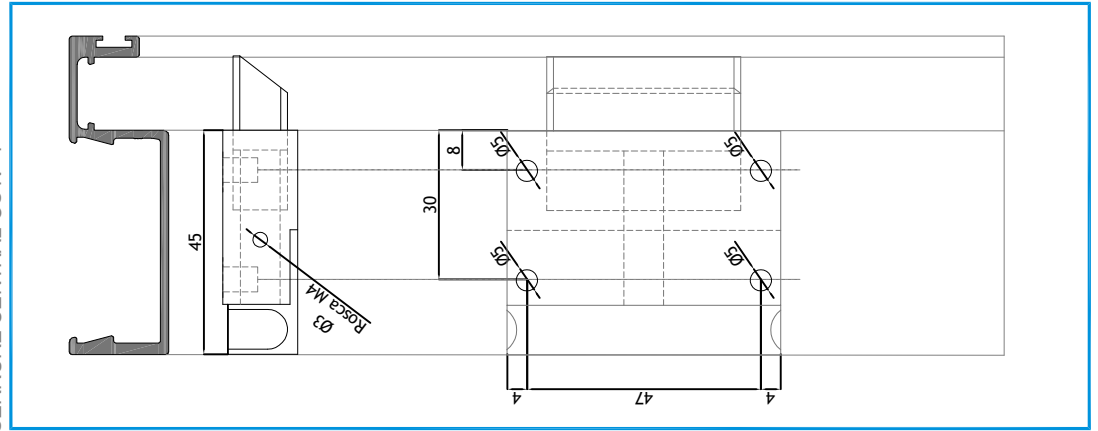


INFORMAÇÃO TÉCNICA Nº 0160-1116

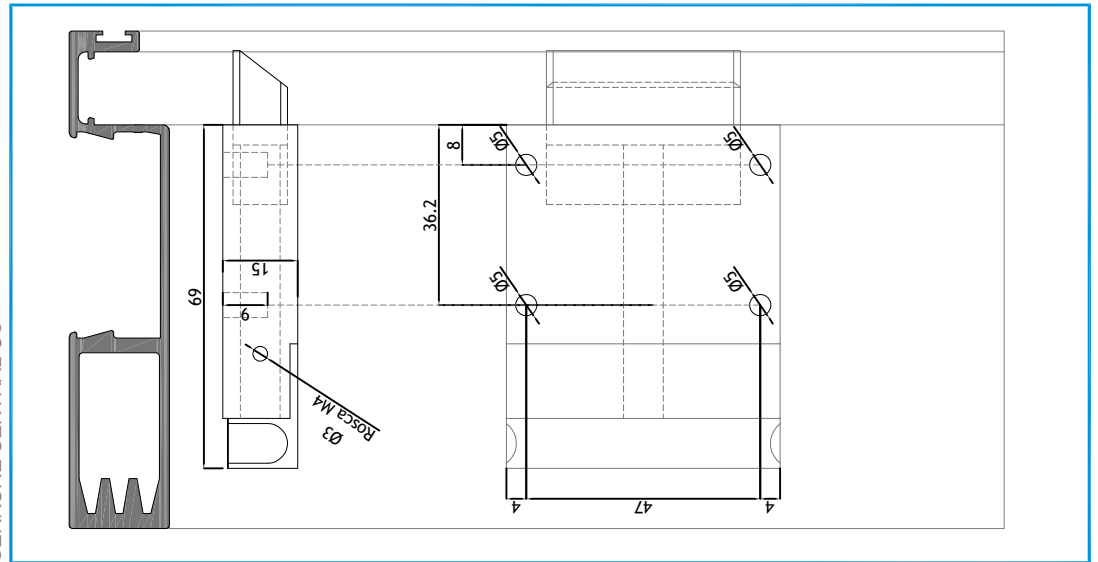
FECHE CENTRAL OS Nº 3
CENTRAL LOCK OS Nº 3
SERRURE CENTRAL OS Nº 3



FECHE CENTRAL OS Nº 4
CENTRAL LOCK OS Nº 4
SERRURE CENTRAL OS Nº 4



FECHE CENTRAL OS
CENTRAL LOCK OS
SERRURE CENTRAL OS

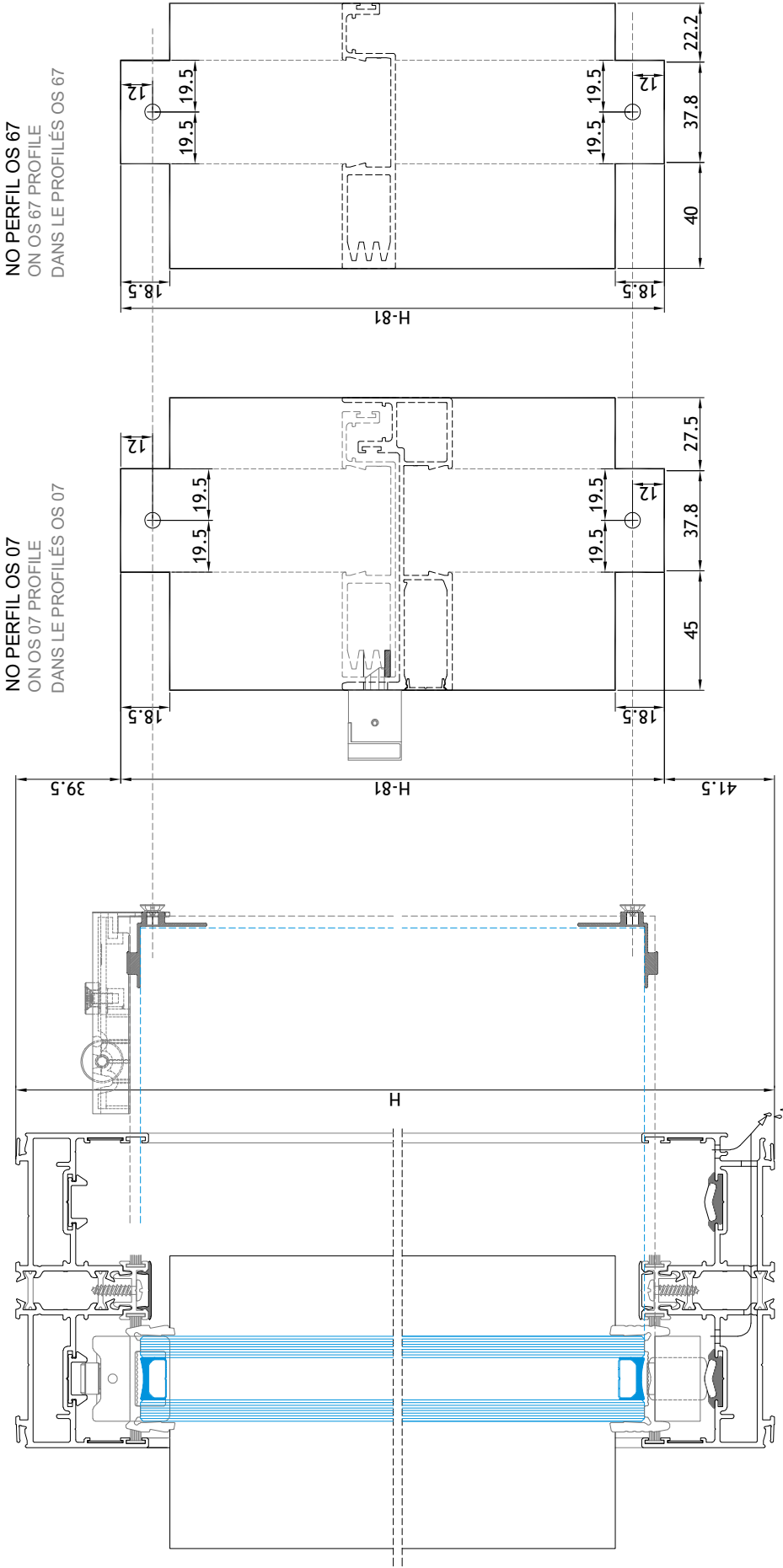


MECANIZAÇÃO DOS FECHOS OS
CENTRAL LOCKS OS MACHINING
USINAGE DES SERRURES CENTRALES

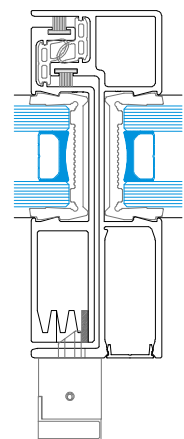
OS 07: MEDIDAS DE CORTE + APLICACIÓN - PARA OS-SIMPLE/DOUBLE

OS 07: CUT MEASURES + APPLICATION - FOR OS-SIMPLE/DOUBLE

OS 07: MESURES DE COUPE + APPLICATION - POUR OS-SIMPLE/DOUBLE

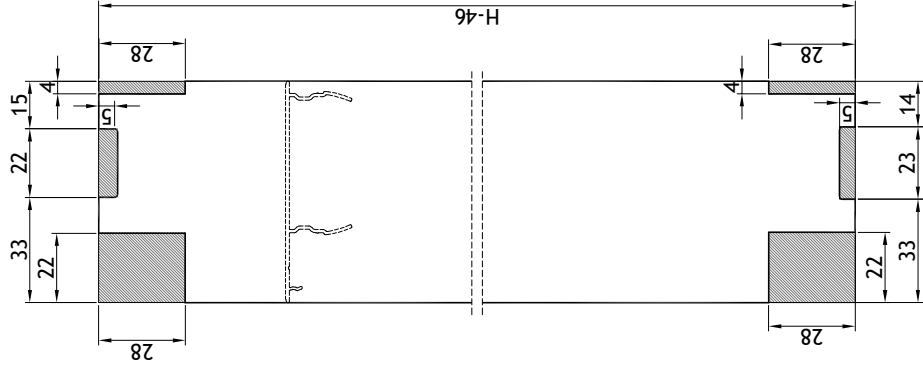


Fixar com parafusos DIN 965 A2 M5x8
Fix with screws | Fixer avec des vis

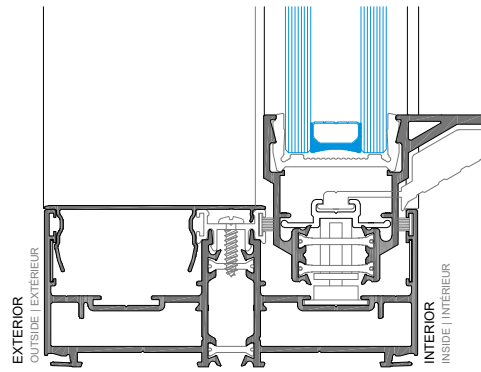
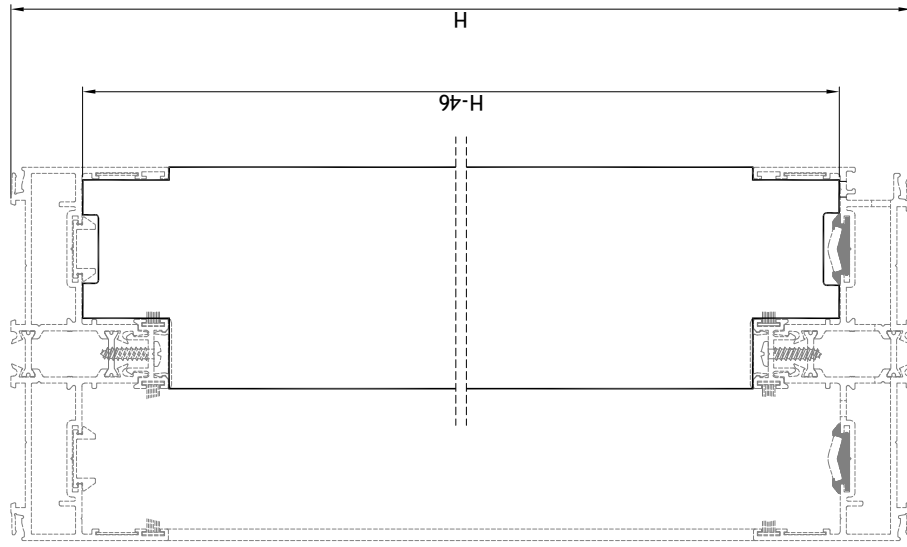


MECANIZAÇÃO E FRESAGEM DO PERFIL OS 49
OS 49 MACHINING AND MILLING
USINAGE ET FRAISAGE DU PROFILÉ OS 49

Fresagem | Milling | Fraisage
Tampa de canal | Track cover | Profilé cache canal OS 49: H-46mm

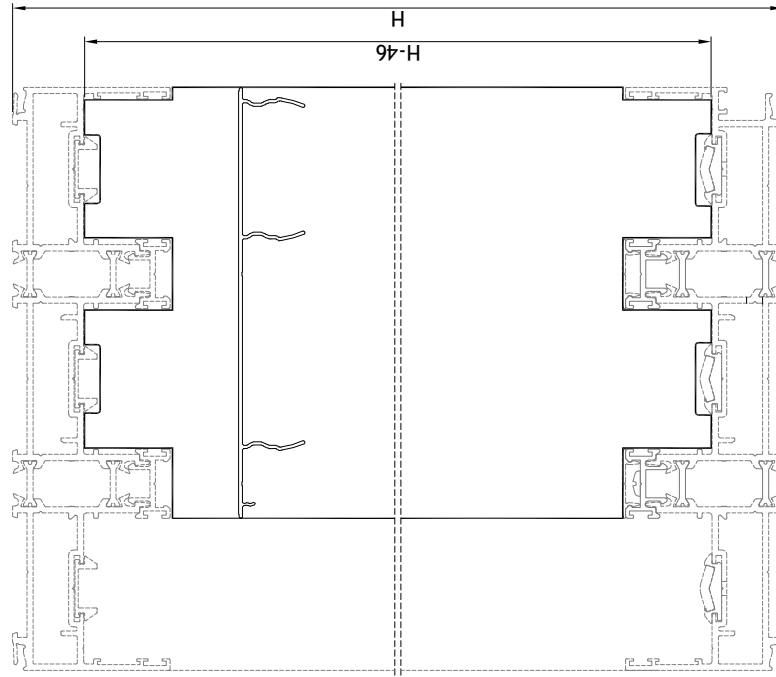


Tampa de canal | Track cover | Profilé cache canal OS 49: H-46mm

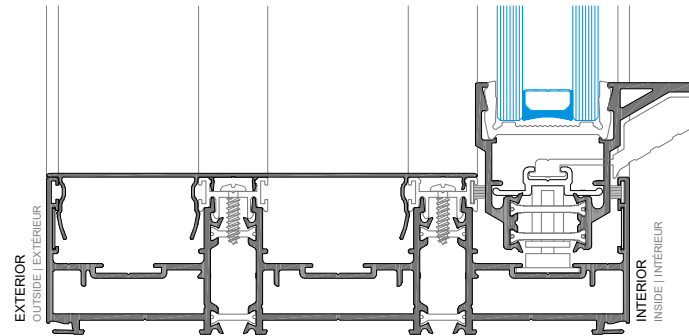
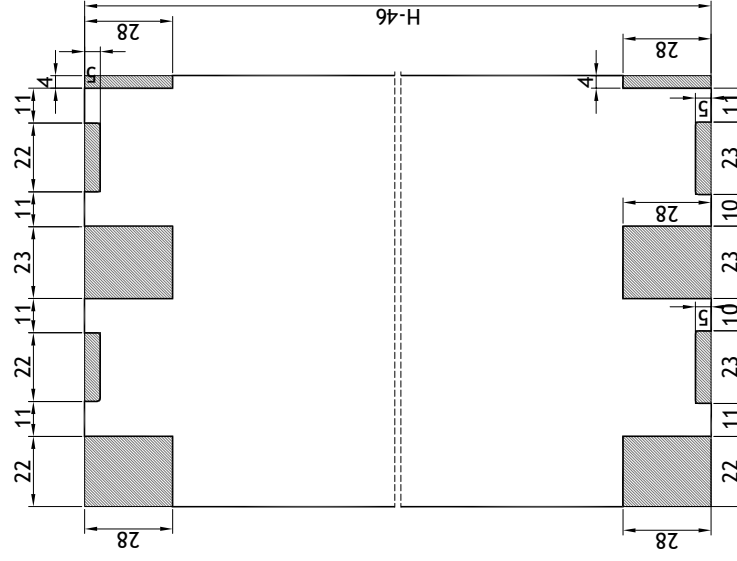


MECANIZAÇÃO E FRESAGEM DO PERFIL OS 59
OS 59 MACHINING AND MILLING
USINAGE ET FRAISAGE DU PROFILÉ OS 59

Tampa de canal | Track cover | Profilé cache canal OS 59: H-46mm



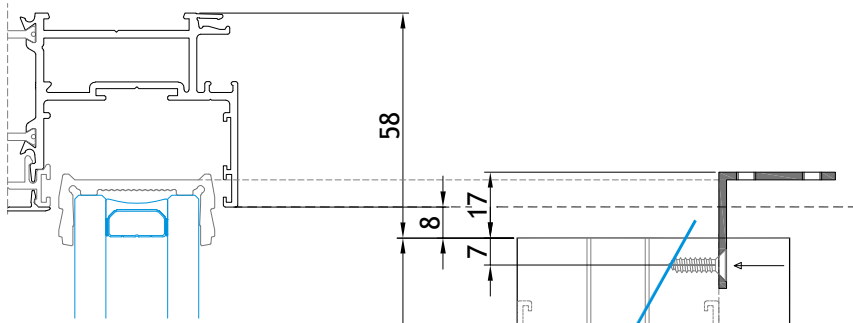
Fresagem | Milling | Fraisage
 Tamba de canal | Track cover | Profilé cache canal OS 59: H-46mm



OS 55: MEDIDAS DE CORTE + APLICAÇÃO

OS 55: CUT MEASURES + APPLICATION

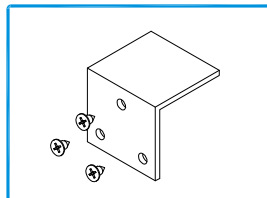
OS 55: MESURES DE COUPE + APPLICATION



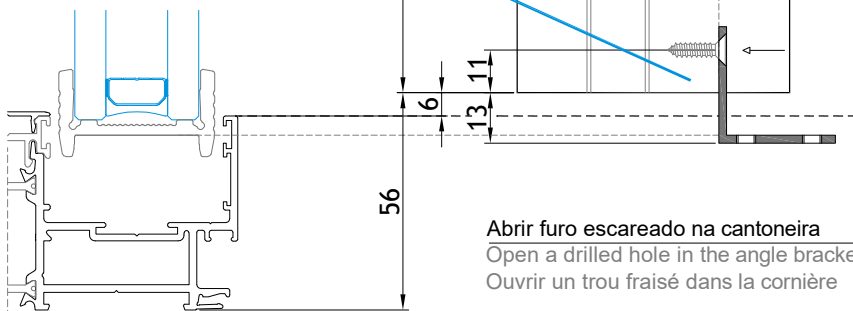
IMPORTANTE:
A CANTONEIRA EMBUTIDA NO VIDRO NÃO DEVERÁ SER APLICADA NESTA TIPOLOGIA DE MODO A PERMITIR APLICAR OS ÂNGULOS DE REMATE CENTRAL

THE ANGLE BRACKET SHALL NOT BE BUILT-IN IN THE GLASS IN ORDER TO ALLOW THE CENTRAL ANGLES TO BE APPLIED

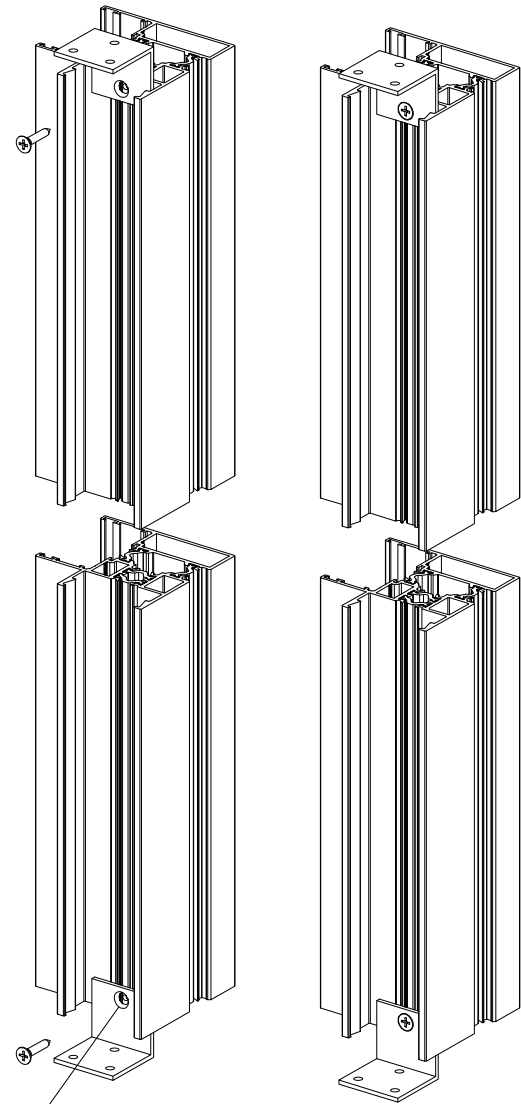
LE SUPPORT ANGLE NE DOIT PAS ÊTRE INTÉGRÉ DANS LE VERRE POUR PERMETTRE L'APPLICATION DES ANGLES CENTRAUX



213306 ÂNGULO REMATE CENTRAL



Abrir furo escareado na cantoneira
Open a drilled hole in the angle bracket
Ouvrir un trou fraisé dans la cornière

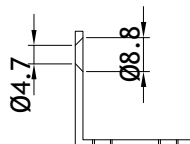
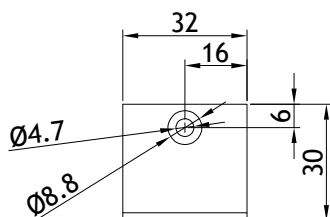


IMPORTANTE | IMPORTANT | IMPORTANT:

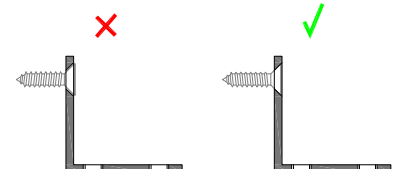
O furo escareado tem de permitir que o parafuso fique a facear com a cantoneira

The drilled hole must allow the screw to align with the angle bracket

Le trous fraisés doivent permettre à la vis de rester à la même face que la cornière



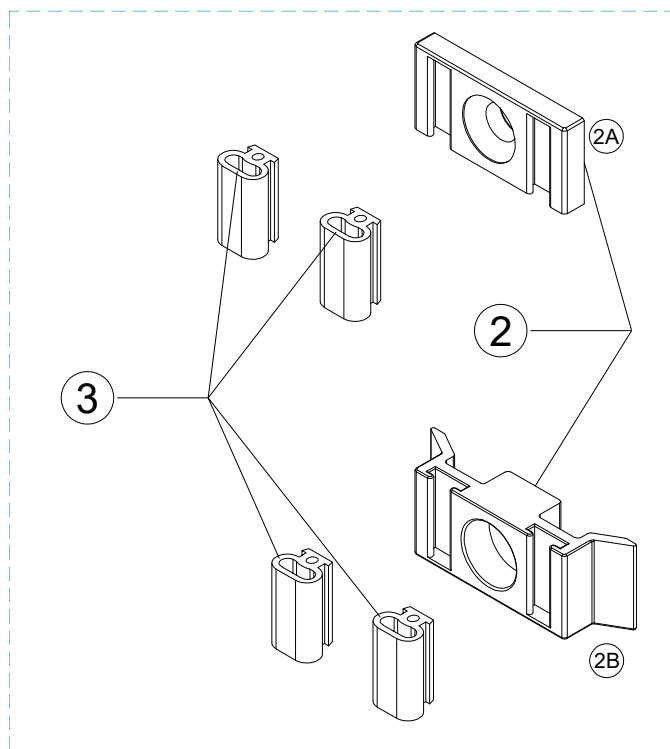
DIN 7982 A2 4,2 x 19



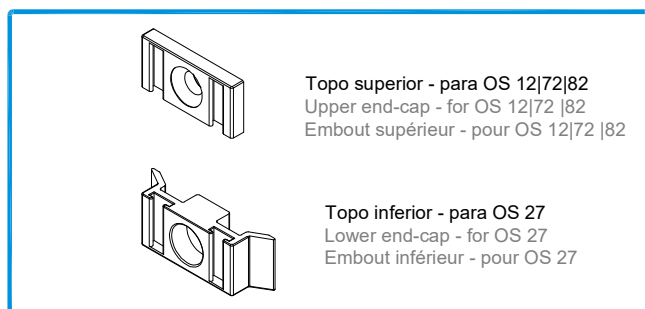
PORMENORES DE APLICAÇÃO E MONTAGEM DO CONJUNTO DE TOPOS OS 27

OS 27 END-CAP KIT APPLICATION AND ASSEMBLY DETAILS

DÉTAILS D'APPLICATION ET D'ASSEMBLAGE DU KIT D'EMBOUS OS 27

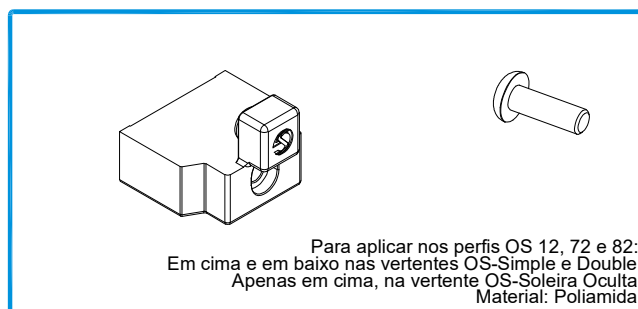


- ① Carrinho/guia superior OS
Upper-guide roller bearing OS
Rouleau-guide supérieur OS
- ② Conjunto Topos para OS 27
OS 27 end-cap kit
Kit d'embouts pour OS 27
2A-Topo superior - para OS 12|72|82
Upper end-cap - for OS 12|72 |82
Embout supérieur - pour OS 12|72 |82
2B-Topo inferior - para OS 27
Lower end-cap - for OS 27
Embout inférieur - pour OS 27
- ③ VD 2051 - Não incluído no kit
Not included in kit - consider apart
Non inclus dans le kit



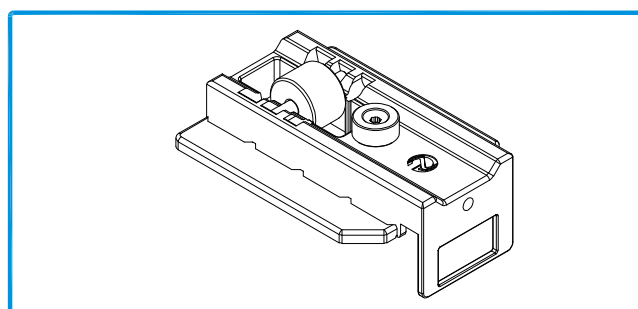
212124

CONJUNTO TOPOS PARA OS 27



210137

TOPO LATERAL SUP. INF. Nº3 OS-V2

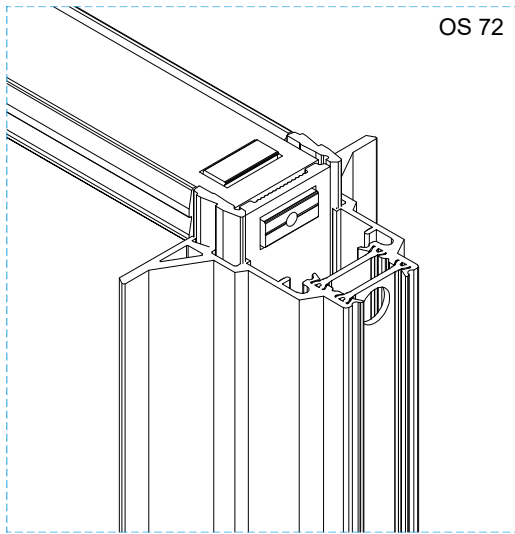


205161

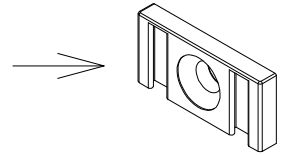
CARRINHO-GUIA OS SUPERIOR Nº. 3

ACESSÓRIOS ACCESSORIES ACCESSOIRES		
CÓDIGO CODE	DESIGNAÇÃO DESIGNATION NOMINATION	QUANTIDADE QUANTITY QUANTITÉ
212124	CONJUNTO TOPOS OS 27 OS 27 END-CAP KIT KIT D'EMBOUS OS 27	2
210137	TOPO LATERAL SUP/INF Nº3 OS-V2 LAT. UPPER/LOWER Nº3 OS-V2 END-CAP EMBOUT LAT SUP/INF Nº3 OS-V2	2
205161	CARRINHO-GUIA OS SUPERIOR Nº3 UPPER-GUIDE ROLLING BEARING N3 ROULEAU-GUIDE SUPÉRIEUR N3	2

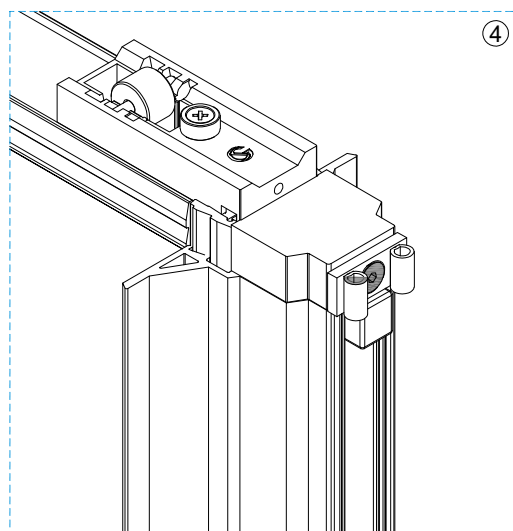
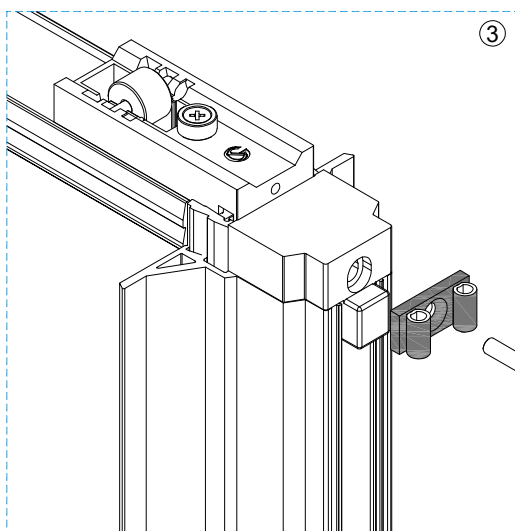
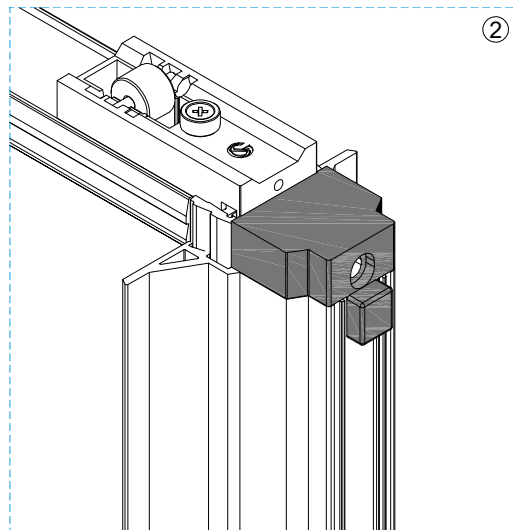
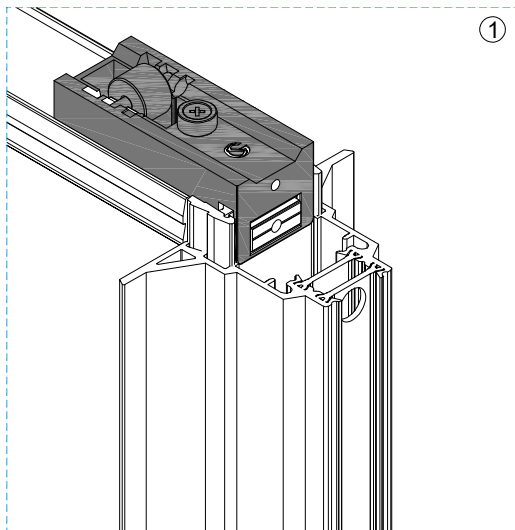
PORMENORES DE APLICAÇÃO E MONTAGEM DO CONJUNTO DE TOPOS OS 27
OS 27 END-CAP KIT APPLICATION AND ASSEMBLY DETAILS
DÉTAILS D'APPLICATION ET D'ASSEMBLAGE DU KIT D'EMBOUTS OS 27



- ① **Aplicar | Apply | Appliquer:**
Carrinho/guia superior OS N°3
Upper-guide roller bearing OS N°3
Rouleau-guide supérieur OS N°3
- ② **Aplicar | Apply | Appliquer:**
Topo lateral Sup/Inf OS N°3 OS-V2
Upper/lower lateral end-cap OS N°3-V2
Embout latérale sup/inf OS N°3-V2
- ③ **Aplicar | Apply | Appliquer:**
Conjunto Topos para OS 27
OS 27 end-cap kit
Kit d'embouts pour OS 27
2A-Topo superior - para OS 12|72|82
Upper end-cap - for OS 12|72 |82
Embout supérieur - pour OS 12|72 |82



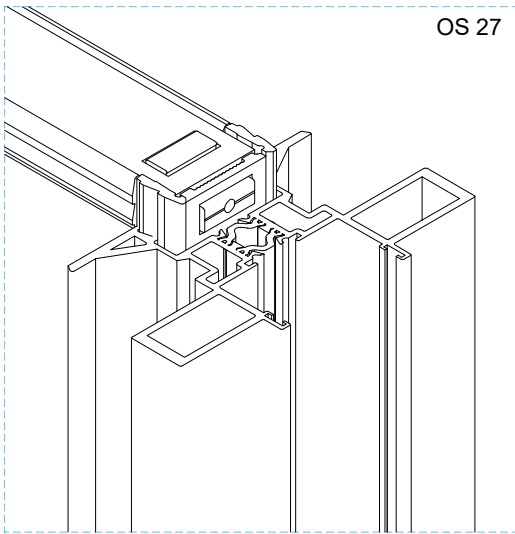
- ④ **Aplicar | Apply | Appliquer:**
Parafuso DIN 7991 M5x45 (Não incluído no kit)
Screw DIN 7991 M5x45 (Not included in kit)
Vis DIN 7991 M5x45 (Non inclus dans le kit)



PORMENORES DE APLICAÇÃO E MONTAGEM DO CONJUNTO DE TOPOS OS 27

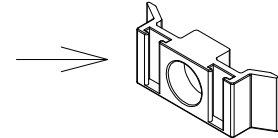
OS 27 END-CAP KIT APPLICATION AND ASSEMBLY DETAILS

DÉTAILS D'APPLICATION ET D'ASSEMBLAGE DU KIT D'EMBOUTS OS 27

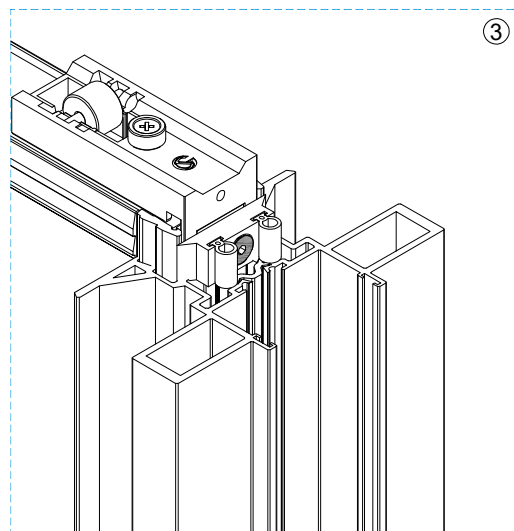
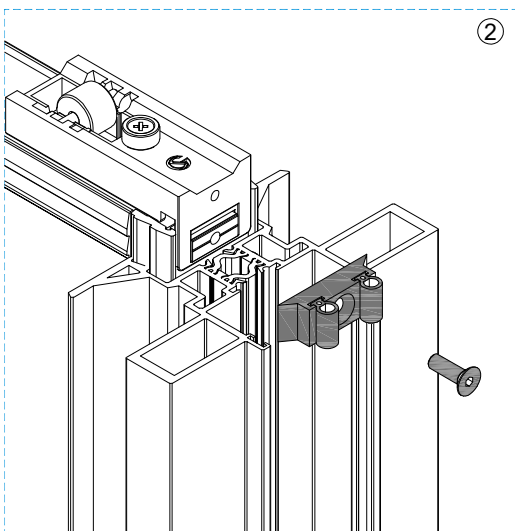
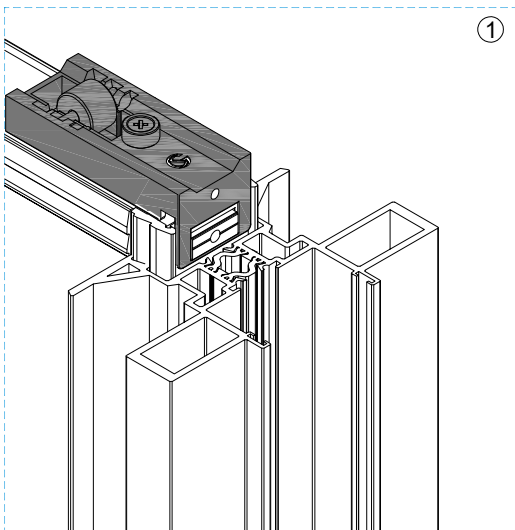


① **Aplicar | Apply | Appliquer:**
Carrinho/guia superior OS N°3
Upper-guide roller bearing OS N°3
Rouleau-guide supérieur OS N°3

② **Aplicar | Apply | Appliquer:**
Conjunto Topos para OS 27
OS 27 end-cap kit
Kit d'embouts pour OS 27
2B-Topo superior - para OS 27
Upper end-cap - for OS 27
Embout supérieur - pour OS 27



③ **Aplicar | Apply | Appliquer:**
Parafuso DIN 7991 M5x10 (Não incluído no kit)
Screw DIN 7991 M5x10 (Not included in kit)
Vis DIN 7991 M5x10 (Non inclus dans le kit)



APLICAÇÃO DOS TOPOS CENTRAIS

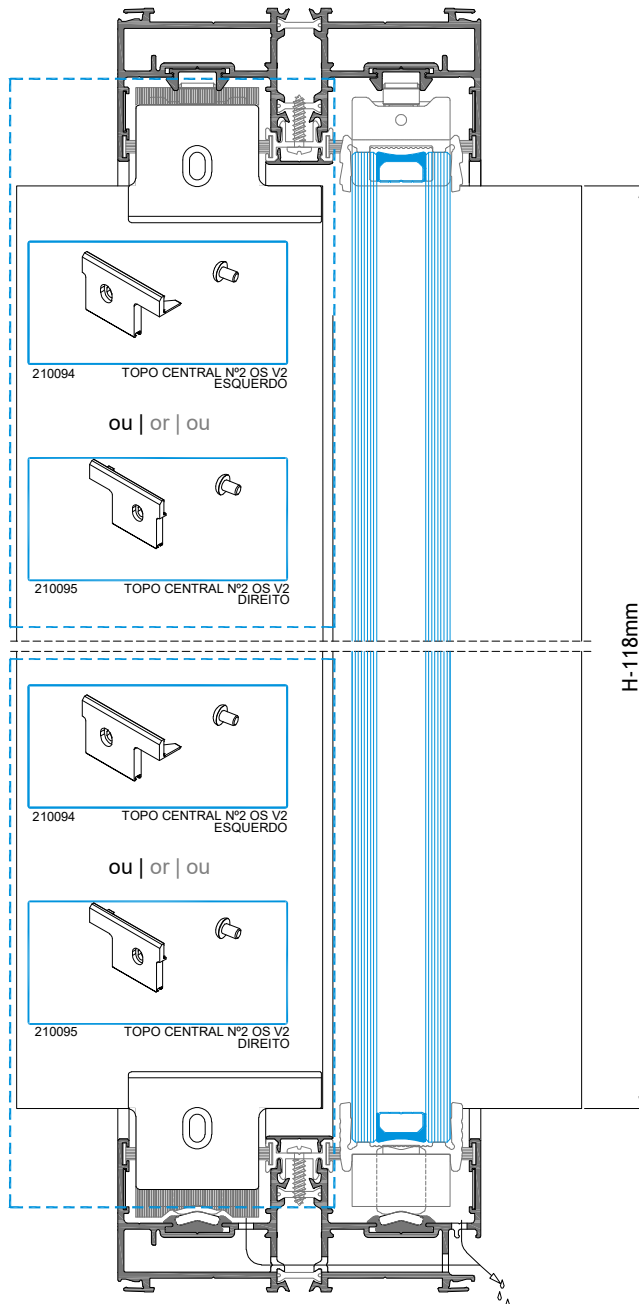
CENTRAL END-CAPS APPLICATION

APPLICATION D'EMBOUITS CENTRAUX

Para perfil OS 11 / OS 51 / OS 61

For profile OS 11 / OS 51 / OS 61

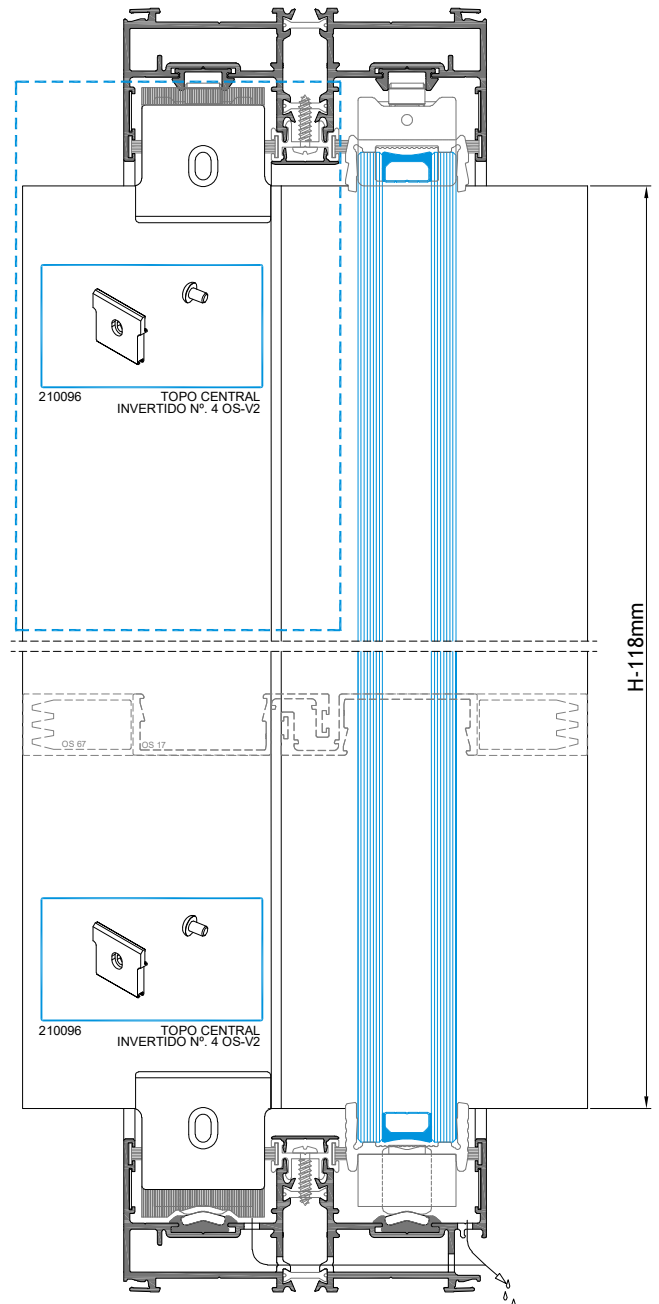
Pour profilé OS 11 / OS 51 / OS 61



Para Perfil OS 17 / OS 67

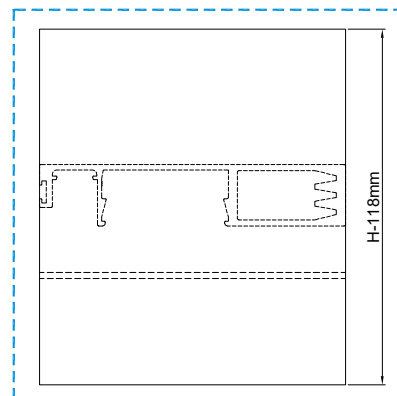
For profile OS 17 / OS 67

Pour profilé OS 17 / OS 67



Móveis centrais: OS 11/51/61: H-118mm

Central profiles | Profilés centraux



Perfis centrais sem mecanizações

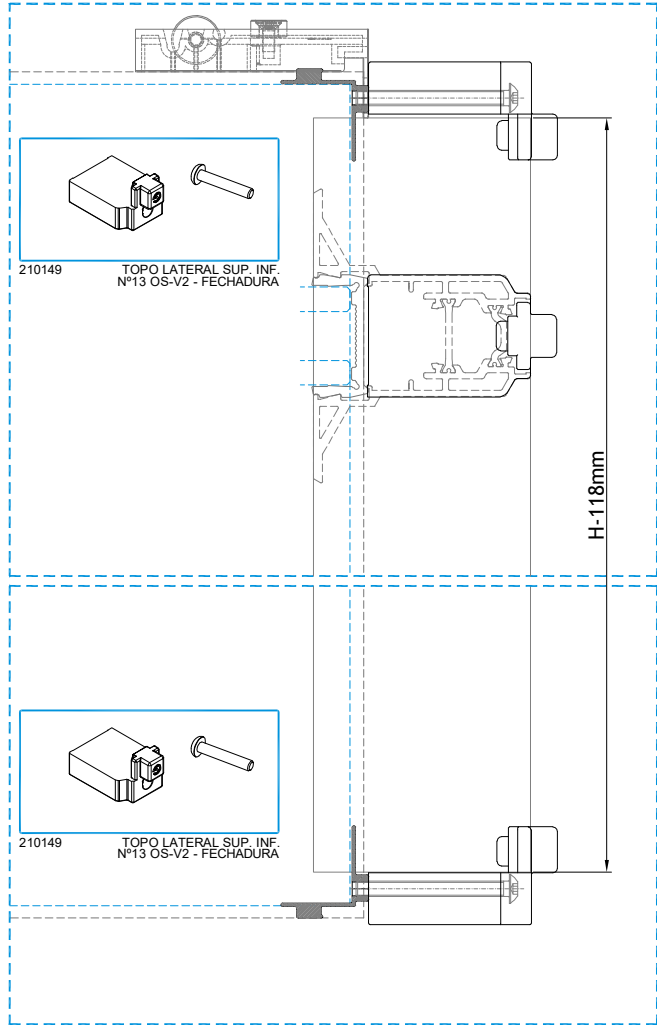
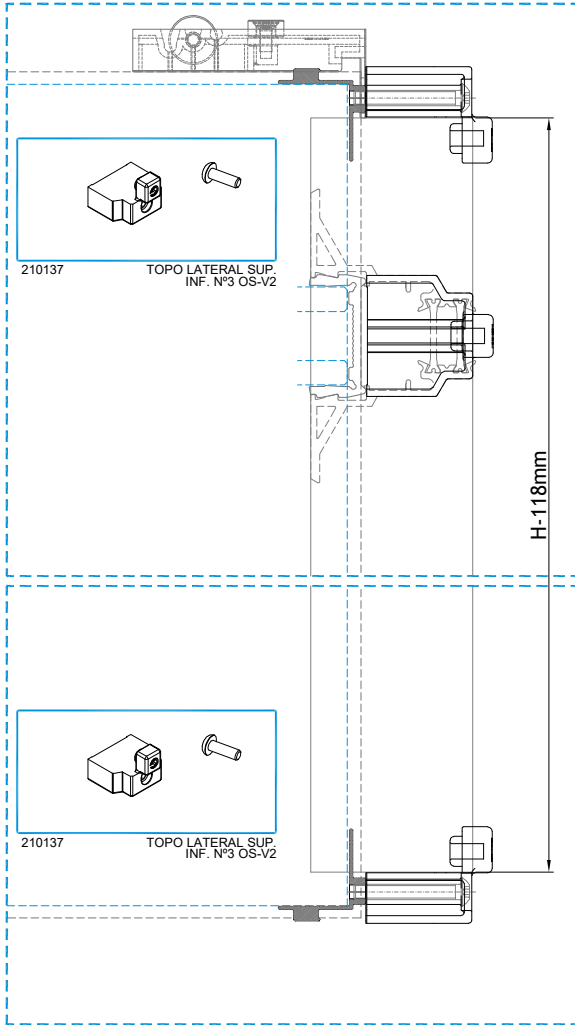
Central profiles without machining

Profilés centraux sans usinage

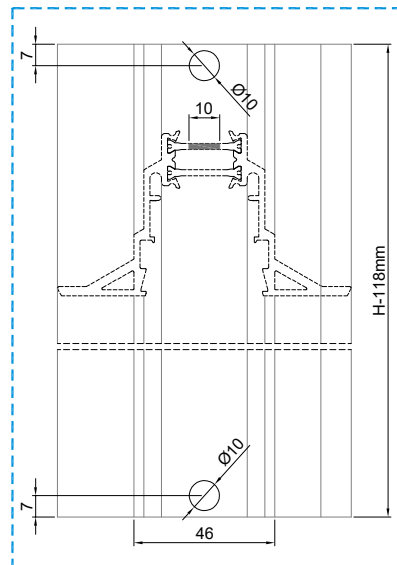
APLICAÇÃO DOS TOPOS LATERAIS
LATERAL END-CAPS APPLICATION
APPLICATION D'EMBOUTS LATÉRAUX

Para perfil OS 12 / OS 82 / OS 72
For profile OS 12 / OS 82 / OS 72
Pour profilé OS 12 / OS 82 / OS 72

Para Perfil OS 02
For profile OS 02
Pour profilé OS 02



Corte | Cut | Coupe
Móveis laterais: OS 02/12/72/82: H-118mm
Lateral profiles | Profils latéraux



Operação realizada no cortante
Operation performed on Punching tool
Opération réalisée dans le Poinçon

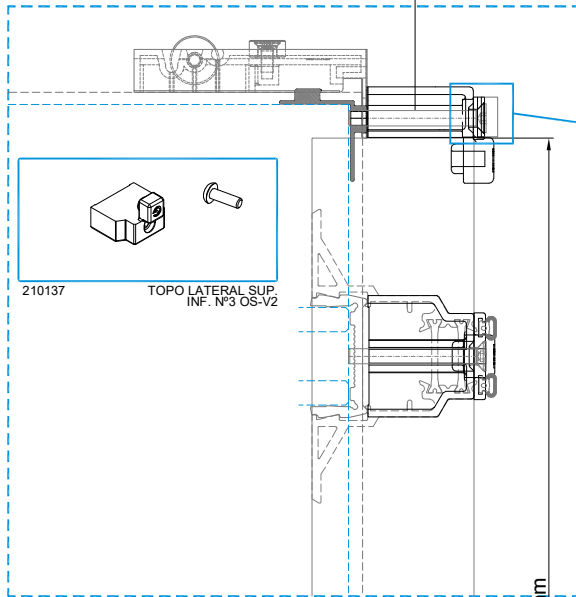
APLICAÇÃO DOS TOPOS PARA OS 27

OS 27 END-CAPS APPLICATION

APPLICATION D'EMBOUTS POUR OS 27

Para perfil OS 12 / OS 72 / OS 82
For profile OS 12 / OS 72 / OS 82
Pour profilé OS 12 / OS 72 / OS 82

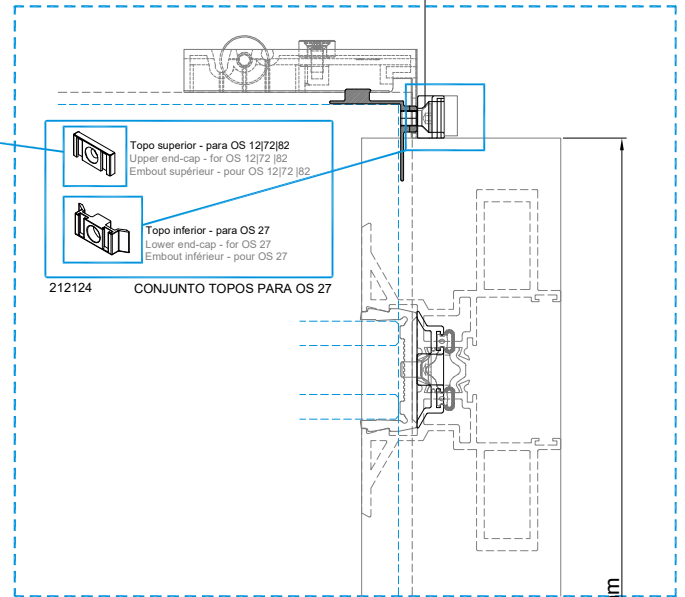
Parafuso DIN 7991 M5x45 (Não incluído no kit)
Screw DIN 7991 M5x45 (Not included in kit)
Vis DIN 7991 M5x45 (Non inclus dans le kit)



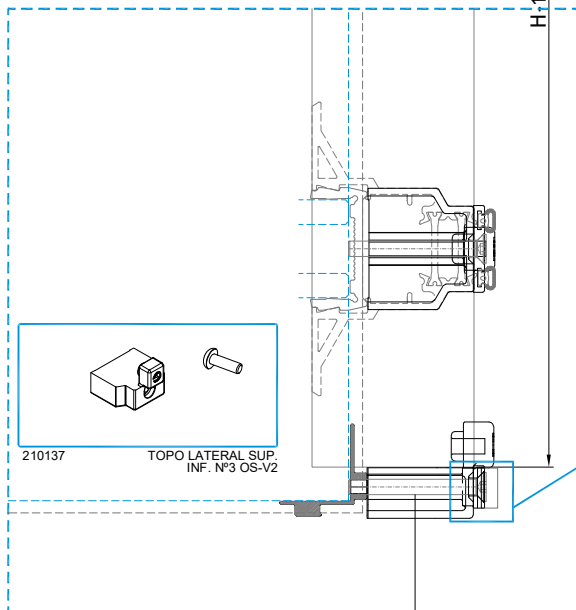
H=118mm

Para perfil OS 27
For profile OS 27
Pour profilé OS 27

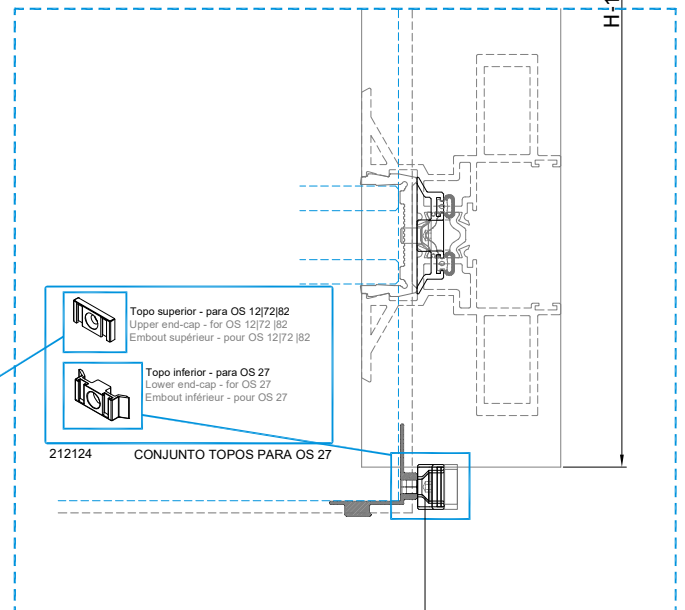
Parafuso DIN 7991 M5x10 (Não incluído no kit)
Screw DIN 7991 M5x10 (Not included in kit)
Vis DIN 7991 M5x10 (Non inclus dans le kit)



H=118mm



Parafuso DIN 7991 M5x45 (Não incluído no kit)
Screw DIN 7991 M5x45 (Not included in kit)
Vis DIN 7991 M5x45 (Non inclus dans le kit)



Parafuso DIN 7991 M5x10 (Não incluído no kit)
Screw DIN 7991 M5x10 (Not included in kit)
Vis DIN 7991 M5x10 (Non inclus dans le kit)

INTENCIONALMENTE EM BRANCO
INTENTIONALLY BLANK
INTENTIONNELLEMENT BLANCHE

OS-SOLEIRA OCULTA
OS-Concealed | OS-Caché



INTENCIONALMENTE EM BRANCO
INTENTIONALLY BLANK
INTENTIONNELLEMENT BLANCHE

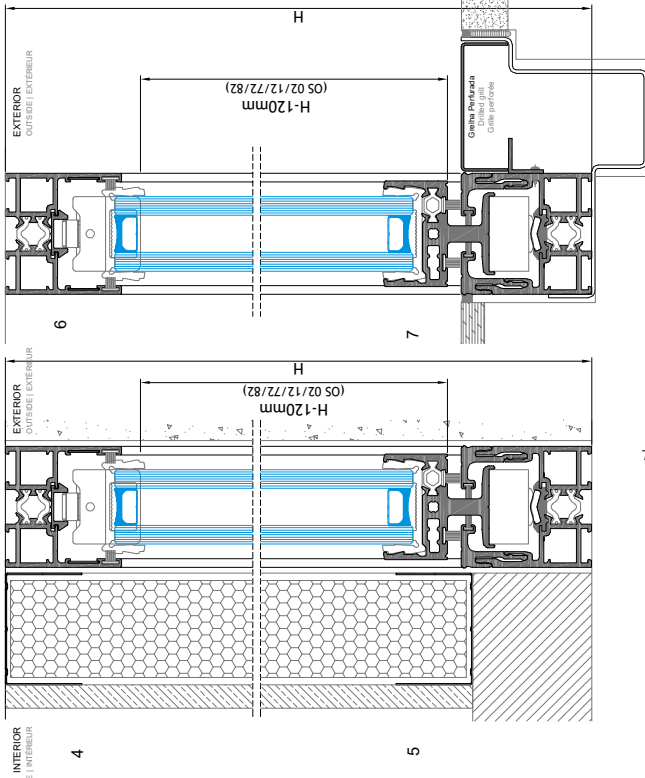
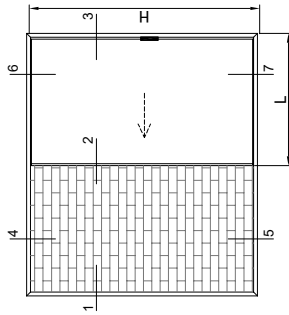
JANELA DE CORRER DE EMBUTIR COM 1 FOLHA - COM SOLEIRA OCULTA - Perfil OS 08

1 LEAF HIDDEN SLIDING WINDOW - WITH CONCEALED SILL - Profile OS 08

FENÊTRE COULISSANT À GALANDAGE 1 VANTAIL- AVEC SEUIL CACHÉ - Profil OS 08

PERFIS PROFILES PROFILS			
CÓDIGO CODE	DESIGNAÇÃO DESIGNATION NOMINATION	CORTE HORIZ. / CORTE VERT. HORIZONTAL / VERTICAL / DETAIL QUANTITY / CUT	QUANT. QUANTITÉ
OS-64	ARO FIXO / FIXED FRAME / DORMANT	(Lx2)+30	H 1+2
OS-16	ARO FIXO SOLEIRA FIXED SILL FRAME	(Lx2)+30	- 1
OS-33	VARETA / PROFILE PROFILÉ	-	H-235 1
OS-72	ARO MÓVEL LAT. MOBILE FR. / OUVRANT	-	H-120 1
OS-08	ARO MÓVEL MOBILE FRAME / OUVRANT	L-12	- 1
OS-40	PERFIL REMATE PROFILE PROFILÉ	L	- 2
OS-801	GUIA (INX) LOWER GUIDE / GUIDE INFÉRIEUR	(Lx2)-15	- 1
OS-35	GUIA UPPER GUIDE / GUIDE SUPÉRIEUR	(Lx2)-15	- 1
OS 96	POLIAMIDA POLYAMIDE POLYAMIDE	INCLUIDA NO VIDRO INCLUDED IN GLASS INCLUS DANS LE VERRE	
OS 96B	PERFIL REMATE PROFILE PROFILÉ	-	H 2
AT-30	PERFIL REMATE PROFILE PROFILÉ	-	H 2
JF-66	PERFIL REMATE PROFILE PROFILÉ	-	H 2

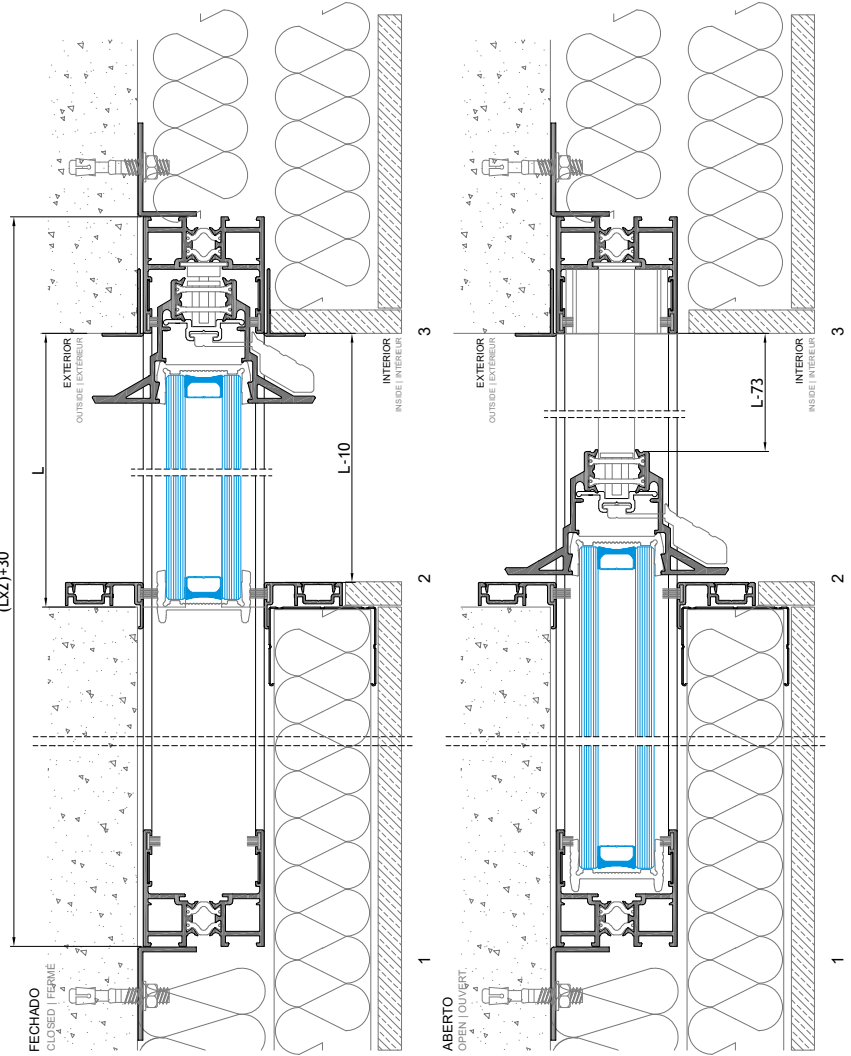
* Opcional | Optional | Optionnel



(Lx2)+30

ACESSÓRIOS ACCESSORIES ACCESSOIRES		
CÓDIGO CODE	DESIGNAÇÃO DESIGNATION NOMINATION	QUANTIDADE QUANTITY QUANTITÉ
205162	CARRINHO OS Nº 5 ROLLER BEARING ROULEAU	2
205161	CARRINHO-GUIA OS SUPERIOR Nº3 UPPER GUIDE ROLLER BEARING NO.3 / ROULEAU GUIDE SUPERIEUR N°3	1
204851	ESQUADRO 18-14-12 C BLOCKING BRACKET / ÉCROURE	8
213246	CANTO CR S/B ANGLE / JANGLE	4
202312	CONTRA-FECHO OS INOX 316L DUAL INTERLOCK BRASS BELLOTT-FRAME TURE SUPPORT	3
213217	AMORTECEDOR OS SHOCK ABSORBER / AMORTISSEUR	3
280007	TESTA OS STRIKING PLATE / GÂCHE	3
201065	FECHO LAT. OS Nº3 Nº3 LATERAL LOCK / SERRURE LATÉRALE Nº3	1
228166	MOLA DE RETENÇÃO PARA FECHO OS RETAINER SPRING FOR OS	1
210135	TOPO LAT. INF. 20mm Nº5 OS-V2 Sol. Invisível LAT. INF. 20mm Nº5 END-CAP / EMBOUT LAT. INF. 20mm Nº5	1
210137	TOPO LATERAL SUP./INF. Nº3 OS-V2 LAT. UPPER/LOWER Nº3 OS-V2 END-CAP / EMBOUT LAT SUP/INF Nº3 OS-V2	1
210153	TOPO ARO FIXO SOLEIRA OCULTA V2 CONCEALED SILL FIXED FRAME END-CAP / EMBOUT CADRE DORMANT SEUIL CACHÉ	1
210280	GOTEIRA SOS CAVAL VILA DRIP / GOUTTIÈRE	2
260020	PARAFUSO PAR 006 SCREW / VIS	DIVERSOS DIVERSES / DIVERS
210260	TOPO PI OS-33 END-CAP / EMBOUT	2

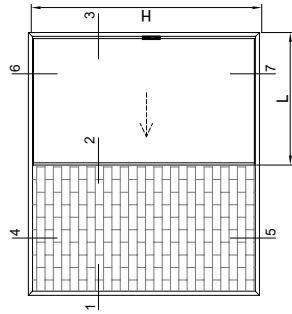
VEDANTES SEALENTS JOINTS		
CÓDIGO CODE	DESIGNAÇÃO DESIGNATION NOMINATION	QUANTIDADE QUANTITY QUANTITÉ
208460	PELÚCIA 7x7 S-FIN BRUSH GASKET / JOINT BROUSSE	4H
208450	PELÚCIA 7x5.5 BRUSH GASKET / JOINT BROUSSE	4L
208593	PELÚCIA 7x12 S-FIN BRUSH GASKET / JOINT BROUSSE	2H
208450	PELÚCIA 7x5.5 BRUSH GASKET / JOINT BROUSSE - OS 08	4L
208468	PELÚCIA SRF 4x8 2 P 1M Cinza BRUSH GASKET / JOINT BROUSSE	2L
208193	VD 2060	2L



JANELA DE CORRER DE EMBUTIR COM 1 FOLHA - COM SOLEIRA OCULTA - Perfil OS 18

1 LEAF HIDDEN SLIDING WINDOW - WITH CONCEALED SILL - Profile OS 18

FENÊTRE COULISSANT À GALANDAGE 1 VANTAIL- AVEC SEUIL CACHÉ - Profil OS 18



PERFIS | PROFILES | PROFILS

CÓDIGO CODE	DESIGNAÇÃO DESIGNATION / NOMINATION	CORTE HORIZ. HORIZONTAL / DETAIL	CORTE VERT. VERTICAL / DETAIL	QUANT. QUANTITY
OS-64	ARO FIXO FIXED FRAME / DOMINANT	(Lx2)x30	H	1+2
OS-16	ARO FIXO SOLEIRA FIXED SILL FRAME / SEUIL	(Lx2)x30	-	1
OS-33	VARETA PROFILE / PROFILÉ	-	H-255	1
OS-72	ARO MÓVEL LAT. MOBILE FR. / OUV. / VANTAIL	-	H-140	1
OS-18	ARO MÓVEL MOBILE FRAME / OUV. / VANTAIL	L-12	-	1
OS-801	GUIA (INOX) LOWER GUIDE / GUIDE INFÉRIEUR	(Lx2)-15	-	1
OS-35	GUIA UPPER GUIDE / GUIDE SUPÉRIEUR	(Lx2)-15	-	1
OS 96	POLIAMIDA POLYAMIDE POLYAMIDE	INCLUIDA NO VIDRO INCLUDED IN GLASS / INCLUS DANS LE VERRRE		
OS 96B				
AT-30	PERFIL REMATE PROFILE / PROFILÉ	-	H	2
JF-66	PERFIL REMATE PROFILE / PROFILÉ	H	H	2
OS-40	PERFIL REMATE PROFILE / PROFILÉ	L	-	2
KL20	PERFIL REMATE PROFILE / PROFILÉ *	-	-	2

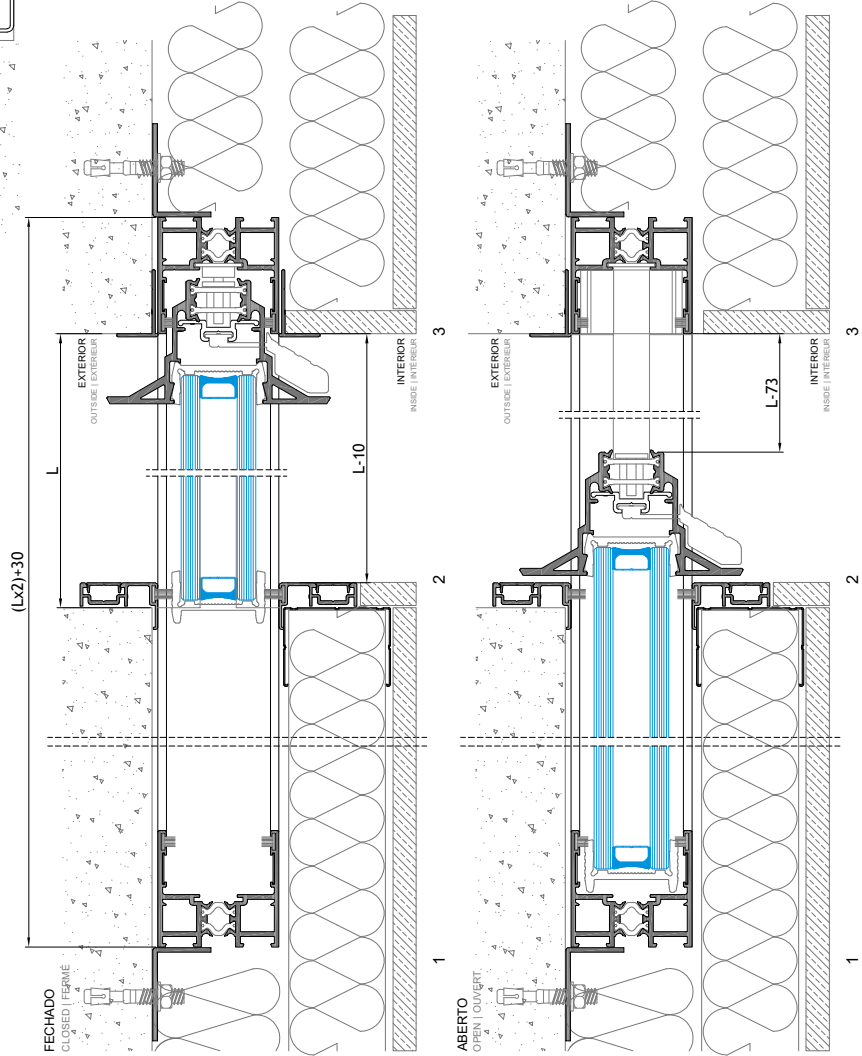
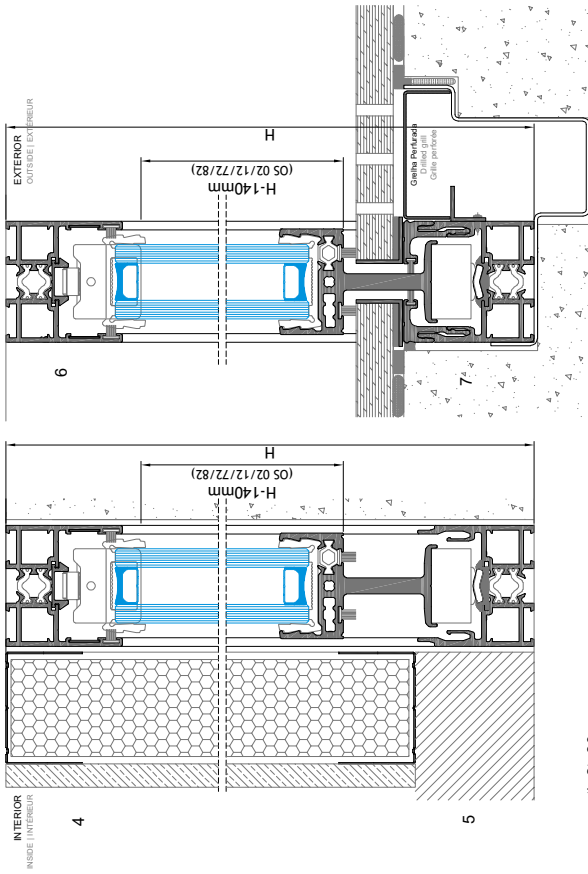
* Opcional | Optional

ACESSÓRIOS | ACCESSORIES | ACCESSOIRES

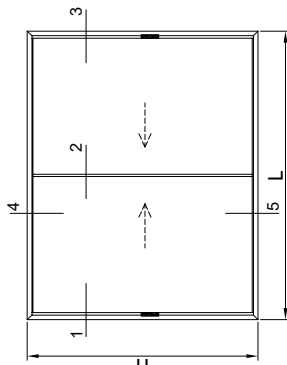
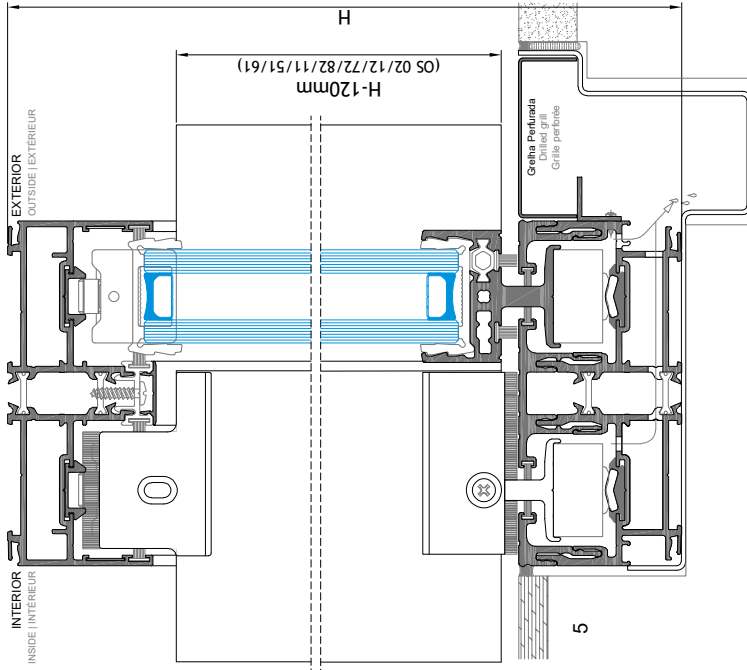
CÓDIGO CODE	DESIGNAÇÃO DESIGNATION / NOMINATION	QUANTIDADE QUANTITY / QUANTITÉ
205162	CARRINHO OS Nº 5 ROLLER BEARING / ROULEAU	2
205161	CARRINHO-GUIA OS SUPERIOR Nº3	1
204851	ESQUADRO 18-1412 C BLOCKING BRACKET / ÉQUERRE	8
213246	CANTO CR S/SB ANGLE / ANGLE	4
202312	CONTRA-FECHO OS INOX 316L COUNTER LOCK BRACKET / CLOSER METRE SUPPORT	3
213217	AMORTECEDOR OS SHOCK ABSORBER / AMORTISSEUR	3
260007	TESTA OS STRIKING PLATE / GÂCHE	3
201065	FECHO LAT. OS Nº3 Nº3 LATERAL LOCK / SERRURE LATÉRALE Nº3	1
228166	MOLA DE RETENÇÃO PARA FECHO OS RETAINER SPRING FOR OS LOCK / BRESSOLE DE RETENÇÃO POUR FERMETURE OS	1
210136	TOPO LAT. INF. 40mm Nº9 OS-V2 Sol. Irvisível LAT. INF. 40mm Nº 9 END-CAP / EMBOUT LAT. INF. 40mm Nº 9	1
210137	TOPO LATERAL SUP/INF Nº3 OS-V2 LAT. UPPER / LOWER Nº3 OS-V2 END-CAP / EMBOUT LAT SUP/INF Nº3 OS-V2	1
210153	TOPO ARO FIXO SOLEIRA OCULTA V2 CONCEALED SILL / FIXED FRAME - END-CAP / EMBOUT-CADRE DORRANT SEUIL CACHÉ	1
210280	GOTEIRA SOS C/VALVULA DRIP / GOUTTIÈRE	2
200020	PARAFUSO PAR 006 SCREW / VIS	DIVERSOS / DIVERS
210260	TOPO P/ OS-33 END-CAP / EMBOUT	2

VEDANTES | SEALENTS | JOINTS

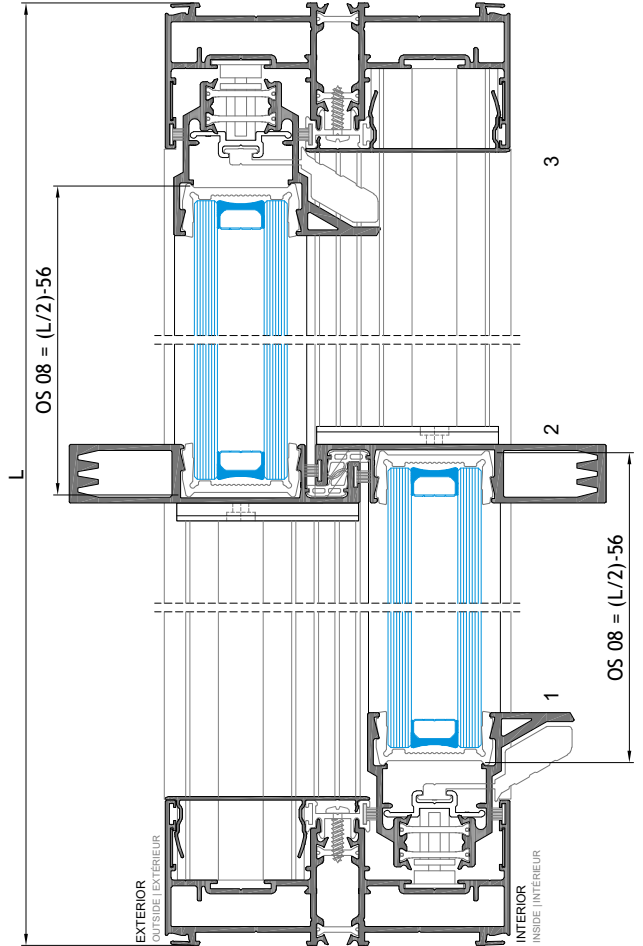
CÓDIGO CODE	DESIGNAÇÃO DESIGNATION / NOMINATION	QUANTIDADE QUANTITY / QUANTITÉ
208460	PELÚCIA 7x7 S-FIN BRUSH GASKET / JOINT BROUSSE	4H
208450	PELÚCIA 7x5.5 BRUSH GASKET / JOINT BROUSSE	4L
208593	PELÚCIA 7x12 S-FIN BRUSH GASKET / JOINT BROUSSE	2H
208450	PELÚCIA 7x5.5 BRUSH GASKET / JOINT BROUSSE - OS 18	4L
208468	PELÚCIA SRF 4x8 2P IM Cinza BRUSH GASKET / JOINT BROUSSE	2L
208193	VD 2080	2L



JANELA DE CORRER 2 FOLHAS - COM SOLEIRA OCULTA - Perfil OS 08
2 LEAVES SLIDING WINDOW - WITH CONCEALED SILL - Profile OS 08
FENÊTRE COULISSANT 2 VANTAUX - AVEC SEUIL CACHÉ - Profil OS 08



VEDANTES SEALENTS JOINTS		QUANTIDADE QUANTITY QUANTITE
CÓDIGO CODE	DESIGNAÇÃO DESIGNATION NOMINATION	
208460	PELÚCIA 7x7 S-FIN BRUSH GASKET JOINT BROUSSE	6H
208460	PELÚCIA 7x5,5 BRUSH GASKET JOINT BROUSSE	4L
208460	PELÚCIA 7x5,5 BRUSH GASKET JOINT BROUSSE - OS 08	4L
208468	PELÚCIA SRF 4x8 2 P-1M Cirza BRUSH GASKET JOINT BROUSSE	4L
208468	PEL SRF 4x8 2P-1M Cirza BRUSH GASKET JOINT BROUSSE Variável (em função das opções centrais) Variable (according central options) Variable (selon options centrales)	2H
208468	PEL SRF 4x8 2P-1M BKA Pretal BRUSH GASKET JOINT BROUSSE	2H
208290	VD 2063	2L
208193	VD 2060	2L

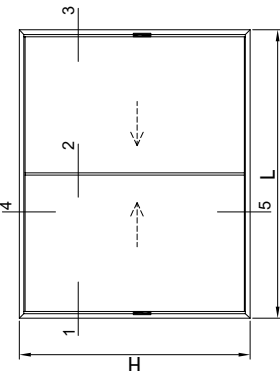


PERFIS PROFILES PROFILS		CORTE HORIZ. HORIZONTAL DETAIL	CORTE VERT. VERTICAL DETAIL	QUANT. QUANTITY	CORTE CUT
CÓDIGO CODE	DESIGNAÇÃO DESIGNATION NOMINATION				
L-1 OS-01	ARO FIXO FIXED FRAME DORMANT	L	H	1+2	
L-1 OS-15	ARO FIXO SOLEIRA FIXED SILL FRAME SEUIL	L	-	1	
L-1 OS-08	ARO MÓVEL MOBILE FRAME OUVRANT	(L2)56	-	2	
L-1 OS-40	PERFIL REMATE PROFILE PROFIL	(L2)50,5	-	4	
L-1 OS-41	PERFIL REMATE PROFILE PROFIL	(L2)50,5	-	2	
L-1 OS-61	ARO MÓVEL CENT. MOBILE FR. OUVRANT	-	H-120	2	
L-1 OS-33	VARETA PROFILE PROFIL	-	H-235	2	
L-1 OS-49	TAMPA DE CANAL TRACK COVER PROFILÉ CACHÉ CANAL	-	H-79	2	
L-1 OS-82	ARO MÓVEL LAT. MOBILE FR. OUVRANT	-	H-120	2	
L-1 OS-35	GUIA UPPER GUIDE GUIDE SUPÉRIEUR	L-45	-	2	
L-1 OS-801	GUIA (INOX) LOWER GUIDE GUIDE INFÉRIEUR	L-42	-	2	
L-1 OS-95	POLIAMIDA POLYAMIDE POLYAMIDE	L-74	H-74	1+2	
L-1 OS-96	POLIAMIDA POLYAMIDE POLYAMIDE	INCLUIDA NO VIDRO INCLUDED IN GLASS		1	
L-1 OS-30	PERFIL REMATE PROFILE PROFILÉ	L-82	-	1	

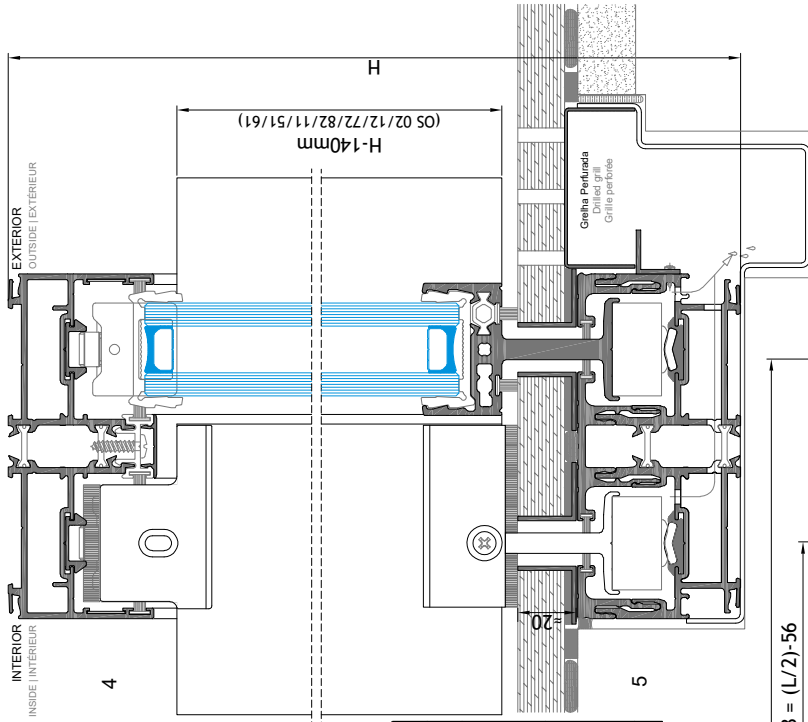
ACESSÓRIOS ACCESSORIES ACCESSOIRES		QUANTIDADE QUANTITY QUANTITE
CÓDIGO CODE	DESIGNAÇÃO DESIGNATION NOMINATION	
205162	CARRINHO OS Nº 5 ROLLER BEARING ROULEAU	4
205161	CARRINHO/GUIA OS SUPERIOR Nº3 UPPER GUIDE/ROLLER BEARING Nº3 ROULEAU/GUIDE SUPÉRIEUR Nº3	4
204155	ESQUADRO 18-3712 C BLOCKING BRACKET ÉQUERRE	8
213246	CANTO CR S/SB ANGLE ANGLE	4
202312	CONTRA FECHO OS INOX 316L FOUNDER LOCK BRACKET G.ÉRMETIQUE SUPPRT	6
213217	AMORTECEDOR OS SHOCK ABSORBER AMORTISSEUR	6
280007	TESTA OS STRIKING PLATE GÂCHE	6
201065	FECHO LAT. OS Nº3 Nº3 LATERAL LOCK SERRURE LATÉRALE Nº3	2
228166	MOLA DE RETENÇÃO PARA FECHO OS RETAINER SPRING FOR OS	2
210125	TOPO CENTRAL Nº6 OS V2 SO CENTRAL END-CAP Nº6 OS V2 SO TOULTEAU CENTRAL Nº6 OS V2 SO	2
210095	TOPO CENTRAL Nº2 OS V2 DIREITO CENTRAL END-CAP Nº2 OS V2 RIGHT EMBOUT CENTRAL Nº2 OS V2 DROITE	2
210137	TOPO LAT. INF. 20mm Nº5 OS V2 Sol. Invisível LAT. INF. 20mm Nº5 END-CAP EMBOUT LAT. INF. 20mm Nº5	2
210153	TOPO LATERAL SUPINF Nº3 OS V2 LATERAL END-CAP SUPINF Nº3 OS V2 TOULTEAU LAT. SUPINF Nº3 OS V2	2
210153	TOPO ARO FIXO SOLEIRA OCULTA V2 CONCEALED SILL FRAME END-CAP TOULTEAU ARO FIXO SOLEIRA OCULTA V2	4
212086	CONJUNTO TOPOS OS 61 OS 61 END-CAP KIT KIT D'EMBOUT OS 61	1
210260	TOPO P/ OS-33 END-CAP EMBOUT	4
213273	CORTAVENTO OS SUPERIOR UPPER CENTRAL GASKET PIÈCE DÉTANCHÉTE SUPÉRIEUR	1
210146	GOTEIRA JF DRIP GOUTTÈRE	2
280020	PARAFUSO PAR 006 SCREW VIS	DIVERSOS DIVERSES DIVERS

JANELA DE CORRER 2 FOLHAS - COM SOLEIRA OCULTA - Perfil OS 18
2 LEAVES SLIDING WINDOW - WITH CONCEALED SILL - Profile OS 18
FENÊTRE COULISSANT 2 VANTAUX - AVEC SEUIL CACHÉ - Profil OS 18

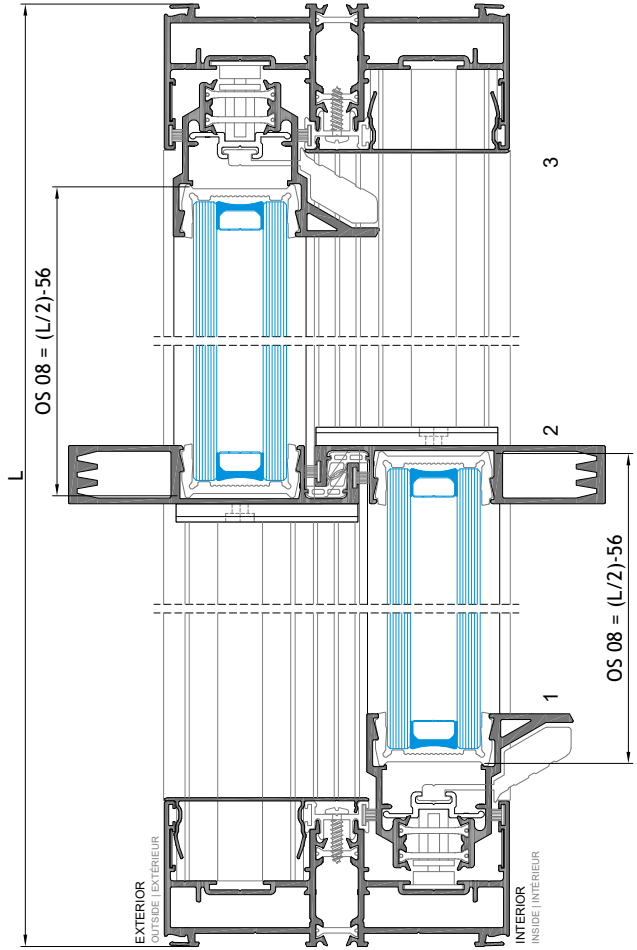
PERFIS PROFILES PROFILS				
CÓDIGO CODE	DESIGNAÇÃO DESIGNATION NOMINATION	CORTE HORIZ. HORIZONTAL DETAIL	CORTE VERT. VERTICAL DETAIL	QUANT. QUANTITY
OS-01	ARO FIXO SOLEIRA FIXED SILL FRAME / SEUIL	L	H	1-2
OS-15	ARO MÓVEL MOBILE FRAME / OUVRANT	(L/2)-56	-	1
OS-18	PERFIL REMATE PROFILE / PROFILÉ	(L/2)-50.5	-	2
OS-40	PERFIL REMATE PROFILE / PROFILÉ	(L/2)-50.5	-	4
OS-41	PERFIL REMATE PROFILE / PROFILÉ	(L/2)-50.5	-	2
OS-61	ARO MÓVEL CENT. MOBILE FR. / OUVRANT	-	H-140	2
OS-33	VARETA PROFILE / PROFILÉ	-	H-255	2
OS-49	TAMPA DE CANAL TRACK COVER / PROFILÉ CACHE CANAL	-	H-79	2
OS-82	ARO MÓVEL LAT. MOBILE FR. / OUVRANT	-	H-140	2
OS-35	GUIA UPPER GUIDE / GUIDE SUPÉRIEUR	L-45	-	2
OS-801	GUIA (INOX) LOWER GUIDE / GUIDE INFÉRIEUR	L-42	-	2
OS-95	POLIAMIDA POLYAMIDE / POLYAMIDE	L-74	H-74	1-2
OS-96	POLIAMIDA POLYAMIDE / POLYAMIDE	INCLUIDA NO VIDRO INCLUDED IN GLASS / INCLUS DANS LE VÈRE		
OS-30	PERFIL REMATE PROFILE / PROFILÉ	L-92	-	1
KL-20	PERFIL REMATE PROFILE / PROFILÉ	L-45	-	4



VEDANTES SEALENTS JOINTS		
CÓDIGO CODE	DESIGNAÇÃO DESIGNATION NOMINATION	QUANTIDADE QUANTITY QUANTITÉ
208460	PELÚCIA 7x7 S-FIN BRUSH GASKET / JOINT BROUSSE	6H
208450	PELÚCIA 7x5.5 BRUSH GASKET / JOINT BROUSSE	4L
208450	PELÚCIA 7x5.5 BRUSH GASKET / JOINT BROUSSE - OS 18	4L
208488	PELÚCIA SRF 4x8 2 PIM Cinza BRUSH GAS JOINT BROUSSE	4L
208488	PEL. SRF 4x8 2PIM GRA Cinza BRUSH GAS JOINT BROUSSE	Variaível (ver tabela dos tipos ventis)
208459	PEL. SRF 4x8 2PIM BKA Preto BRUSH GAS JOINT BROUSSE	Variaível (ver tabela dos tipos ventis)
208290	VD 2063	2H
208193	VD 2060	2L



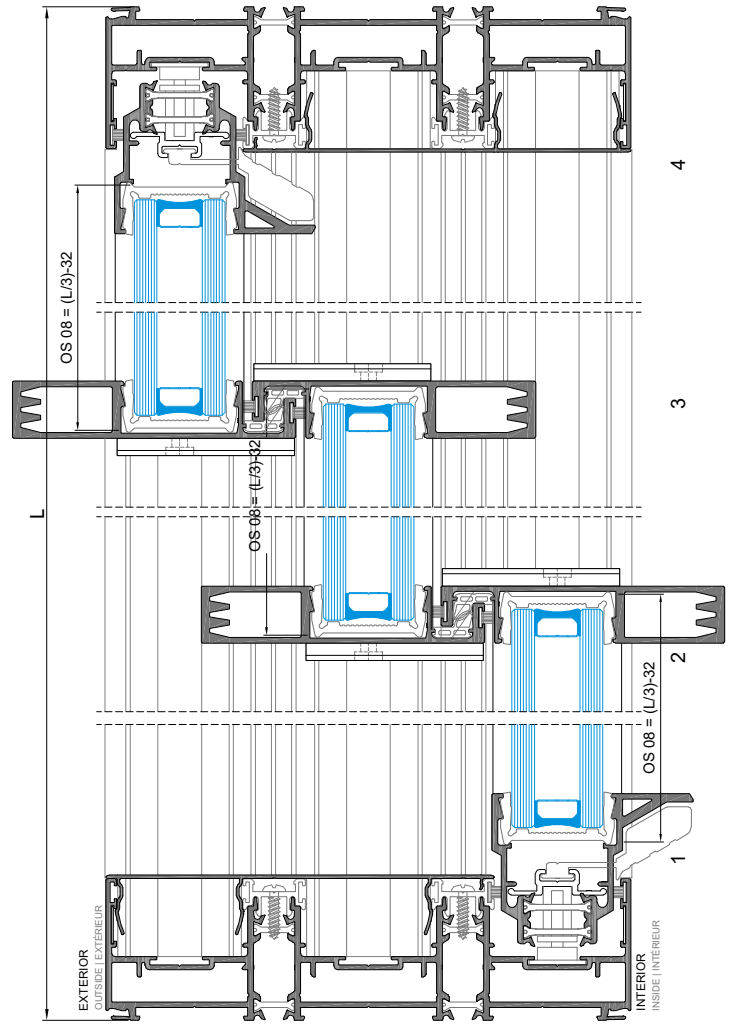
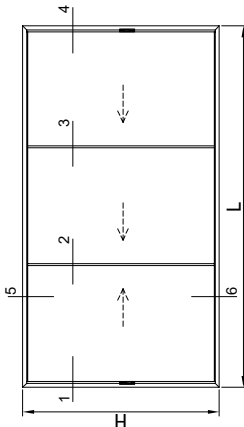
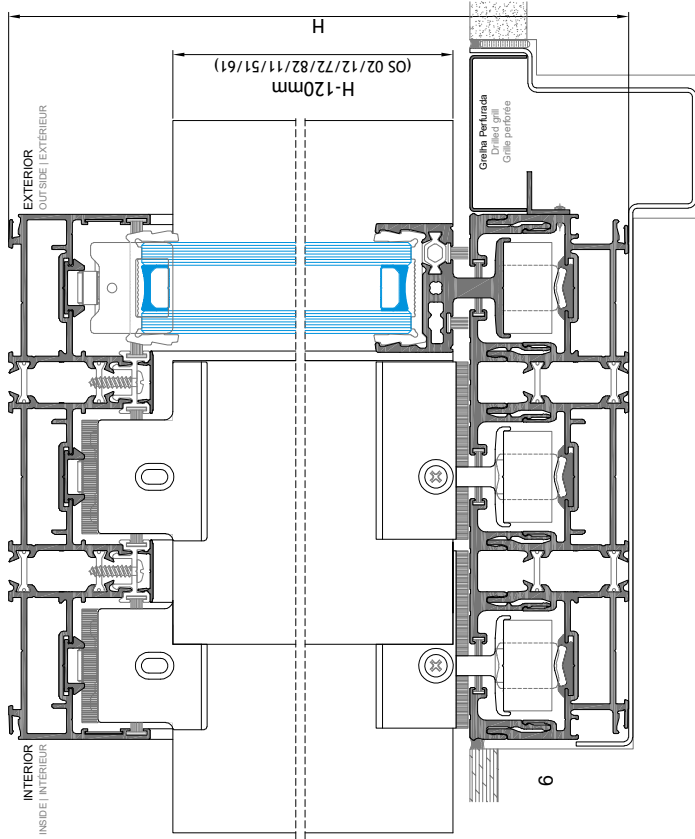
ACESSÓRIOS ACCESSORIES ACCESSOIRES		
CÓDIGO CODE	DESIGNAÇÃO DESIGNATION NOMINATION	QUANTIDADE QUANTITY QUANTITÉ
205162	CARRINHO OS Nº 5 ROLLER BEARING / ROULEAU	4
205161	CARRINHO-GUIA OS SUPERIOR Nº3	4
204155	ESQUADRO 18-3712 C BLOCKING BRACKET / ÉCARTIERE	8
213246	CANTO CR S/SB ANGLE / ANGLE	4
202312	CONTRA-FECHO OS INOX 316L	6
213217	AMORTECEDOR OS SHOCK ABSORBER / AMORTISSEUR	6
260007	TESTA OS STRIKING PLATE / GÂCHE	6
201065	FECHO LAT. OS Nº3 Nº3 LATERAL LOCK SERRURE LATÉRALE Nº3	2
228166	MOLA DE RETENÇÃO PARA FECHO OS RETAINER SPRING FOR OS	2
210125	TOPO CENTRAL Nº6 OS-V2 SOL OCULTA ESO.	2
210095	TOPO CENTRAL Nº2 OS-V2 DIREITO	2
210136	TOPO LAT. INF. 40mm Nº9 OS-V2 Sol. invisível	2
210137	TOPO LATERAL SUPINF Nº3 OS-V2	2
210153	TOPO ARO FIXO SOLEIRA OCULTA V2	4
212066	CONJUNTO TOPOS OS 61	1
210260	CORTA-VENTO OS SUPERIOR	4
213273	GOTEIRA JF DRIP / GOUTTIERE	2
260020	PARAFUSO PAR 006 SCREW / VIS	DIVERSOS DIVERSES / DIVERS



JANELA DE CORRER 3 FOLHAS - COM SOLEIRA OCULTA - Perfil OS 08

3 LEAVES SLIDING WINDOW - WITH CONCEALED SILL - Profile OS 08

FENÊTRE COULISSANT 3 VANTAUX - AVEC SEUIL CACHÉ - Profil OS 08



PERFIS PROFILES PROFILS				
CÓDIGO CODE	DESIGNAÇÃO DESIGNATION NOMINATION	CORTE HORIZ. HORIZONTAL DETAIL	CORTE VERT. VERTICAL DETAIL	QUANT. QUANTITY
205162	ARO FIXO FIXED FRAME DORMANT	L	H	1+2
205161	ARO FIXO SOLEIRA FIXED SILL FRAME SEUIL	L	H	1
OS-08	ARO MÓVEL MOBILE FRAME COUVANT	(L/3)-32	-	3
OS-40	PERFIL REMANTE PROFILE PROFILÉ	(L/3)-33,5	-	2
OS-41	PERFIL REMANTE PROFILE PROFILÉ	(L/3)-33,5x2	-	2
OS-61	ARO MÓVEL CENT. MOBILE FR. COUVANT	-	H-120	4
OS-33	VARETA PROFILE PROFILÉ	-	H-235	2
OS-59	TAMPA DE CANAL TRACK COVER PROFFÈLE CACHÉE CANAL	-	H-76	2
OS-82	ARO MÓVEL LAT. MOBILE FR. COUVANT	-	H-120	2
OS-35	GUIA UPPER GUIDE GUIDE SUPÉRIEUR	L-45	-	3
OS-80	GUIA (INOX) LOWER GUIDE GUIDE INFÉRIEUR	L-42	-	3
OS-95	POLIAMIDA POLYAMIDE POLYAMIDE	L-74	H-74	2+4
OS-96	POLIAMIDA POLYAMIDE POLYAMIDE	INCLUIDA NO VEDRO INCLUDE IN GLASS LOGÉ EN VITRELLA VERRE		
OS-30	PERFIL REMANTE PROFILE PROFILÉ	L-92	-	2

ACESSÓRIOS ACCESSORIES ACCESSOIRES		
CÓDIGO CODE	DESIGNAÇÃO DESIGNATION NOMINATION	QUANTIDADE QUANTITY QUANTITÉ
205162	CARRINHO OS Nº 5 ROLLER BEARING ROULEAU	6
205161	CARRINHO-GUIA OS SUPERIOR Nº3 UPPER GUIDE ROLLER BEARING NA JOULE-LE GUIDE SUPÉRIEUR Nº3	6
204155	ESQUADRO 18-3712 C BLOCKING BRACKET ÉQUERRE	8
213246	CANTO CR/S/BB ANGLE ANGLE	4
202312	CONTRA-FECHO OS INOX 316L COUNTER-LOCK BRACKET C'É FERMETURE SUPPORT	6
213217	AMORTECEDOR OS SHOCK ABSORBER AMORTISSEUR	6
280007	TESTA OS STRINGING PLATE GÂCHE	6
201065	FECHO LAT. OS Nº3 Nº3 LATERAL LOCK SERRURE LATÉRALE Nº3	2
228166	MOLA DE RETENÇÃO PARA FECHO OS RETAINER SPRING FOR OS LOCK PRESSURE SPRING POUR FERMETURE OS	2
210125	TOPO CENTRAL Nº6 OS-V2 SOL OCULTA ESQ. LOCK PRESSURE SPRING POUR FERMETURE OS	4
210095	TOPO CENTRAL Nº2 OS-V2 DIRETO CENTRAL END-CAP Nº2 OS-V2 DIRECT ENBOÛT CENTRAL Nº2 OS-V2 DROITE	4
210135	TOPO LAT. INF. 20mm Nº5 OS-V2 Sol. Invisível LAT. INF. 20mm Nº 5 END-CAP ENBOÛT LAT. INF. 20mm Nº 5 INVISIBLE	2
210137	TOPO LATERAL SUP/INF Nº3 OS-V2 LAT. SUP/INF 20mm Nº3 OS-V2 L'É SUP/INF 20mm Nº3 OS-V2	2
212066	CONJUNTO TOPOS OS 61 TOPS OS 61	2
210153	TOPO ARO FIXO SOLEIRA OCULTA V2 CONCEALED SILL FIXED FRAME END-CAP ENBOÛT CADRE DORMANT SEUIL CACHÉ	6
210280	TOPO P/ OS-33 END-CAP ENBOÛT	4
213273	CORTA-VENTO OS SUPERIOR UPPER CENTRAL GASKET PIÈCE DÉTANCHÈTE SUPÉRIEUR	2
210146	GOTEIRA JF DRIP GOUTTIERE	4
260020	PARA-FUSO PAR.006 SCREW VIS	DIVERSOS DIVERSES DIVERS

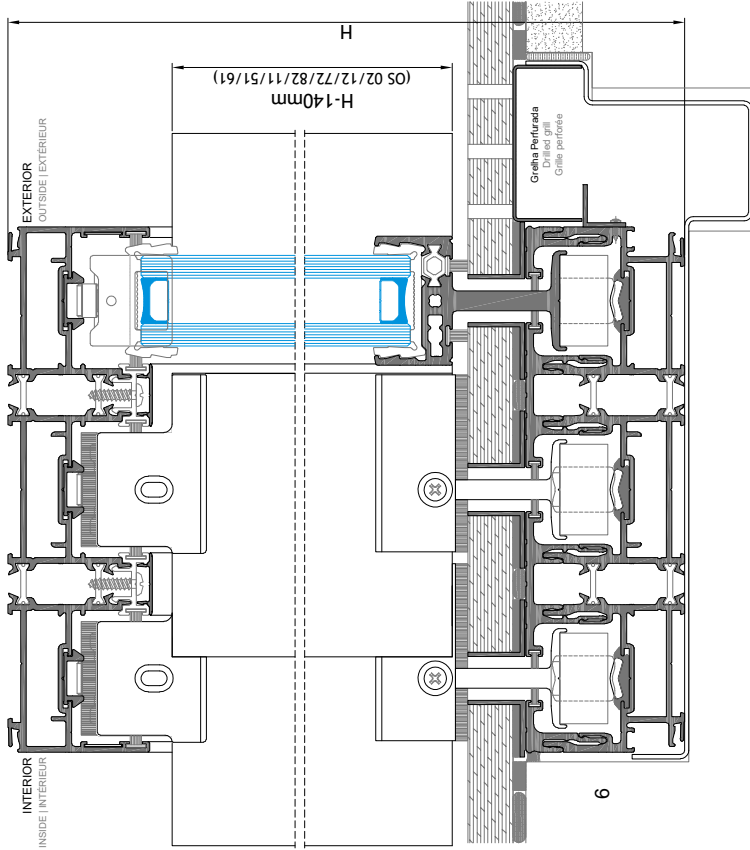
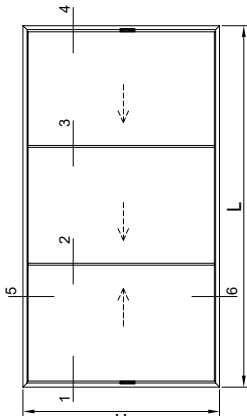
VEDANTES SEALENTS JOINTS		
CÓDIGO CODE	DESIGNAÇÃO DESIGNATION NOMINATION	QUANTIDADE QUANTITY QUANTITÉ
208460	PELÚCIA 7x7 S-FIN BRUSH GASKET JOINT BROUSSE	8H
208450	PELÚCIA 7x5,5 BRUSH GASKET JOINT BROUSSE	6L
208450	PELÚCIA 7x5,5 BRUSH GASKET JOINT BROUSSE OS 08	6L
208468	PEL. SRF 4x8 2 P/M CRX Cinza BRUSH GASKET JOINT BROUSSE	6L
208468	PEL. SRF 4x8 2 P/M CRX Cinza BRUSH GASKET JOINT BROUSSE	Variações Variations Variações (de acordo com o detalhe) Variações (according to the detail)
208469	PEL. SRF 4x8 2 P/M BKX Preto BRUSH GASKET JOINT BROUSSE	4H
208290	VD 2063	
208193	VD 2060	3L

JANELA DE CORRER 3 FOLHAS - COM SOLEIRA OCULTA - Perfil OS 18

3 LEAVES SLIDING WINDOW - WITH CONCEALED SILL - Profile OS 18

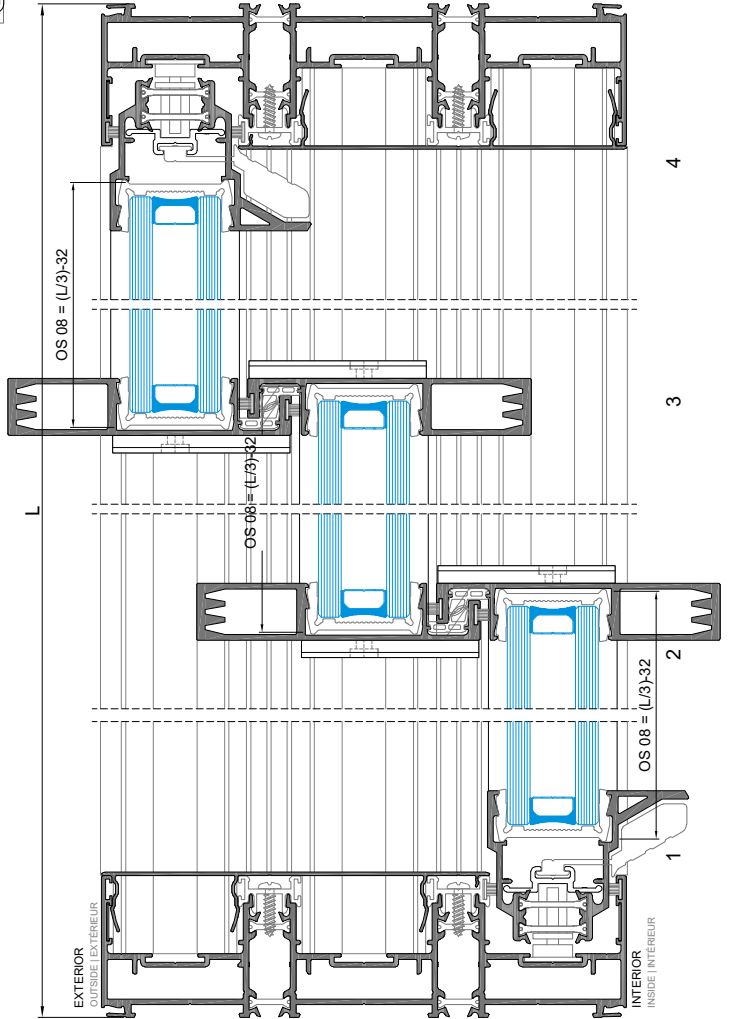
FENÊTRE COULISSANT 3 VANTAUX - AVEC SEUIL CACHÉ - Profil OS 18

PERFIS PROFILES PROFILS				
CODIGO CODE	DESIGNAÇÃO DESIGNATION NOMINATION	CORTE HORIZ. HORIZONTAL DETAIL SEUIL VERT. CACHÉ CONSOLE	CORTE VERT. VERTICAL DETAIL DORMANT CUT DORMANT	QUANT. QUANTITY
OS-19	ARO FIXO SOLEIRA FIXED SILL FRAME / SEUIL	L	H	1+2
OS-18	ARO MÓVEL MOBILE FRAME / DORMANT	(L/3)-32	H	1
OS-40	PERFIL REMATE PROFILE / PROFILÉ	(L/3)-33.5x2	-	3
OS-41	PERFIL REMATE PROFILE / PROFILÉ	(L/3)-33.5	-	2
OS-61	ARO MÓVEL CENT. MOBILE FR. / DORMANT	-	H-140	4
OS-33	VARETA PROFILE / PROFILÉ	-	H-235	2
OS-59	TAMPA DE CANAL TRACK COVER / TARGELE COCHÉ CANAL	-	H-79	2
OS-82	ARO MÓVEL LAT. MOBILE FR. / DORMANT	-	H-140	2
OS-35	GUIA UPPER GUIDE / GUIDE SUPÉRIEUR	L-45	-	3
OS-401	GUIA (INOX) LOWER GUIDE / GUIDE INTÉRIEUR	L-42	-	3
OS 95	POLIAMIDA POLYAMIDE / POLYAMIDE	L-74	H-74	2+4
OS 96	POLIAMIDA POLYAMIDE / POLYAMIDE	-	-	INCLUIDA NO VIDRO INCLUDED IN GLASS
OS-30	PERFIL REMATE PROFILE / PROFILÉ	L-92	-	2
KL-20	PERFIL REMATE PROFILE / PROFILÉ	L-45	-	6

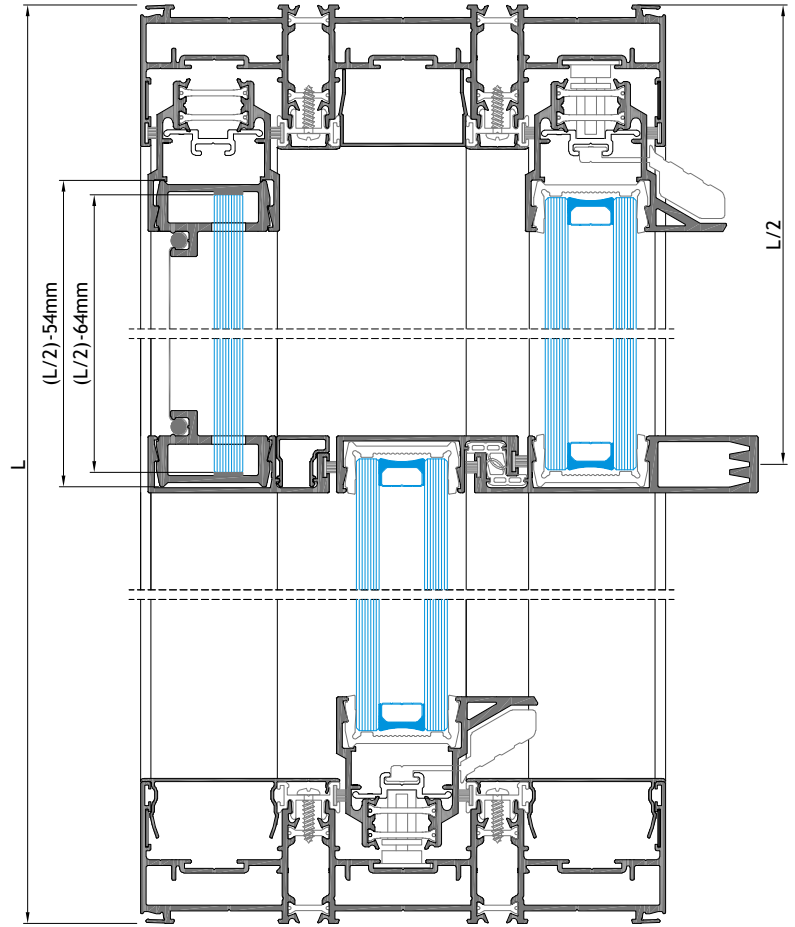
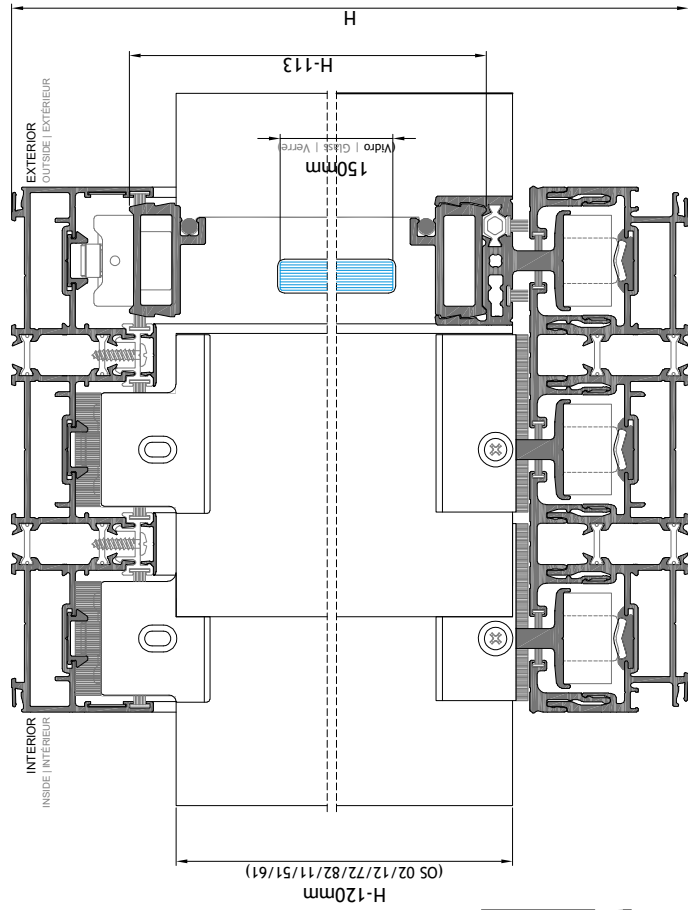


ACESSÓRIOS ACCESSORIES ACCESSOIRES		
CODIGO CODE	DESIGNAÇÃO DESIGNATION NOMINATION	QUANTIDADE QUANTITY
205162	CARRINHO OS Nº 5 ROLLER BEARING / ROULEAU	6
205161	CARRINHO-GUIA OS SUPERIOR Nº3 UPPER GUIDE ROLLER BEARING / ROULEAU GUIDE SUPÉRIEUR Nº3	6
204155	ESQUADRO 18-3712 C BLOCKING BRACKET / ÉCARTIERE	8
213246	CANTO CR/SIBB ANGLE / ANGLES	4
202312	CONTRA-FECHO OS INOX 316L COUNTER-LOCK BRACKET / G.-FERMETURE SUPPORT	6
213217	AMORTECEDOR OS SHOCK ABSORBER / AMORTISSEUR	6
280007	TESTA OS STRIKING PLATE / GÂCHE	6
201065	FECHO LAT. OS Nº 31 LATERAL LOCK / SERRURE LATÉRALE Nº3	2
228166	MOLA DE RETENÇÃO PARA FECHO OS RETAINER SPRING FOR OS	2
210125	TOPO CENTRAL Nº6 OS-V2 SOL. OCULTA ESQ. CENTRAL END-CAP Nº6 OS-V2 LEFT / EMBOUT CENTRAL Nº6 OS-V2 GAUCHE	4
210095	TOPO CENTRAL Nº2 OS-V2 DIREITO CENTRAL END-CAP Nº2 OS-V2 RIGHT / EMBOUT CENTRAL Nº2 OS-V2 DROITE	4
210136	TOPO LAT. INF. 40mm Nº9 OS-V2 Sol. Invisível LAT. UPPER/LOWER Nº9 OS-V2 END-CAP EMBOUT LAT SUP/INF Nº9 OS-V2	2
210137	TOPO LAT. SUP/INF Nº3 OS-V2 LAT. UPPER/LOWER Nº3 OS-V2 END-CAP EMBOUT LAT SUP/INF Nº3 OS-V2	2
212066	CONJUNTO TOPOS OS 61 OS 61 END-CAP KIT / KIT D'EMBOUT OS 61	2
210153	TOPO ARO FIXO SOLEIRA OCULTA V2 CONCEALED SILL FIXED FRAME END-CAP / EMBOUT CADRE DORMANT SEUIL CACHÉ	6
210260	TOPO P/ OS-33 END-CAP / EMBOUT	4
213273	CORTAVENTO OS SUPERIOR UPPER CENTRAL GASKET / PIÈCE DÉTANCHÉTE SUPÉRIEUR	2
210146	GOTEIRA JF DRAIN / GOUTTIÈRE	4
260020	PARAFUSO PAR 006 SCREW / VIS	DIVERSOS DIVERSES / DIVERS

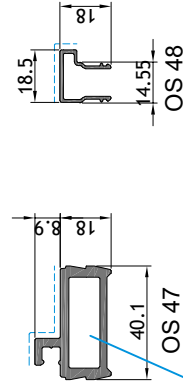
VEDANTES SEALANTS JOINTS		
CODIGO CODE	DESIGNAÇÃO DESIGNATION NOMINATION	QUANTIDADE QUANTITY
208460	PELÚCIA 7x5.5 S-FIN BRUSH GASKET / JOINT BRISSE	8H
208450	PELÚCIA 7x5.5 BRUSH GASKET / JOINT BRISSE	6L
208450	PELÚCIA 7x5.5 BRUSH GASKET / JOINT BRISSE - OS 18	6L
208468	PELÚCIA SRF 4x8 2 PIM Cinza BRUSH GASKET / JOINT BRISSE	6L
208468	PEL. SRF 4x8 2P1W GRA. Cinza BRUSH GASKET / JOINT BRISSE	Varidável (em função das logas combinadas)
208469	PEL. SRF 4x8 2P1M BKA. Preto BRUSH GASKET / JOINT BRISSE	Varidável (em função das logas combinadas)
208290	VD 2063	4H
208183	VD 2060	3L



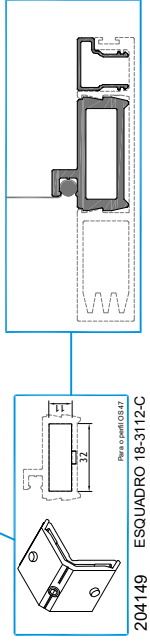
JANELA DE CORRER 2 FOLHAS COM APLICAÇÃO DE REDE MOSQUITEIRA PELO EXTERIOR
2 LEAVES SLIDING WINDOW WITH OUTER MOSQUITO NET
FENÊTRE COULISSANT 2 VANTAUX AVEC MOUSTIQUAIRE PAR L'EXTÉRIEUR



PERFIS OS 47 E OS 48 - PARA REDE MOSQUITEIRA
PROFILES OS 47 AND OS 48 - FOR MOSQUITO NET
PROFILS OS 47 OU 48 - POUR MOUSTIQUAIRE



PORMENOR DE APLICAÇÃO
APPLICATION DETAIL
DÉTAIL DE APPLICATION



Para o perfil OS 47
204149 ESQUADRO 18-3112-C

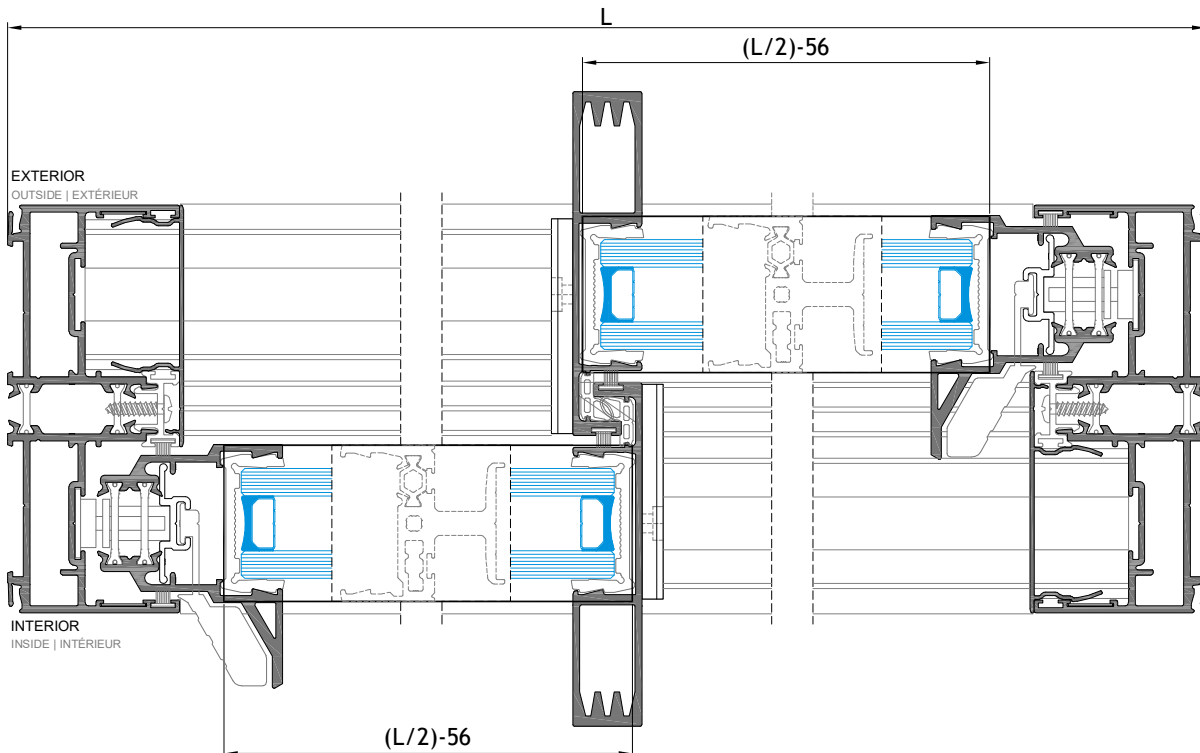
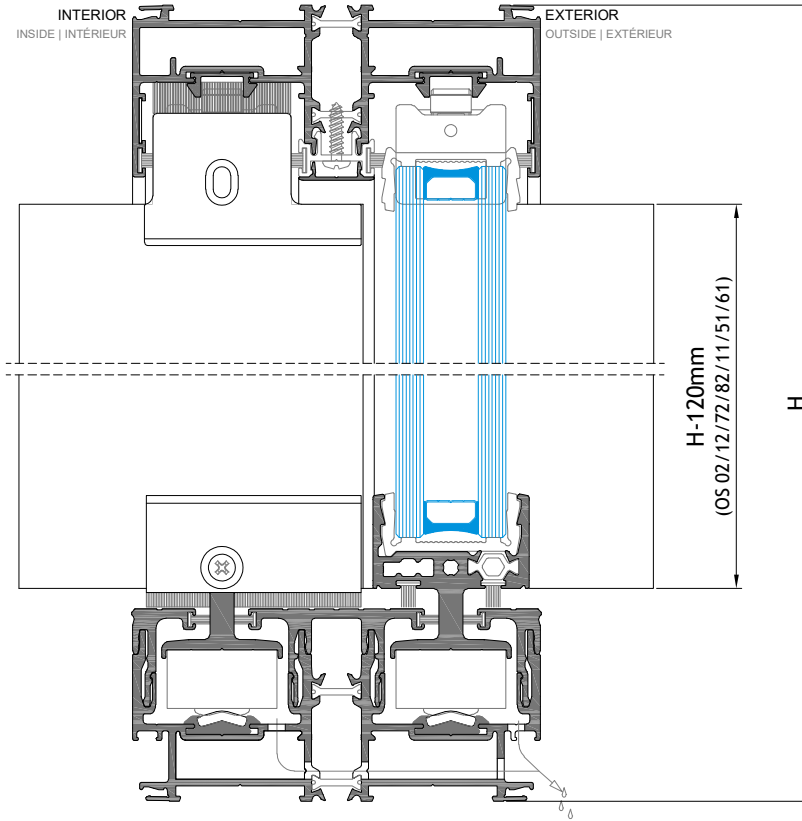
2. MECANIZAÇÃO DOS PERFIS

PROFILES MACHINING | USINAGE DES PROFILS

2.1. MECANIZAÇÃO OS-DOUBLE SOLEIRA OCULTA - 2 FOLHAS

OS-DOUBLE CONCEALED SILL MACHINING - 2 LEAVES

USINAGE OS-DOUBLE SEUIL CACHÉ - 2 VANTAUX



2. MECANIZAÇÃO DOS PERFIS

PROFILES MACHINING | USINAGE DES PROFILS

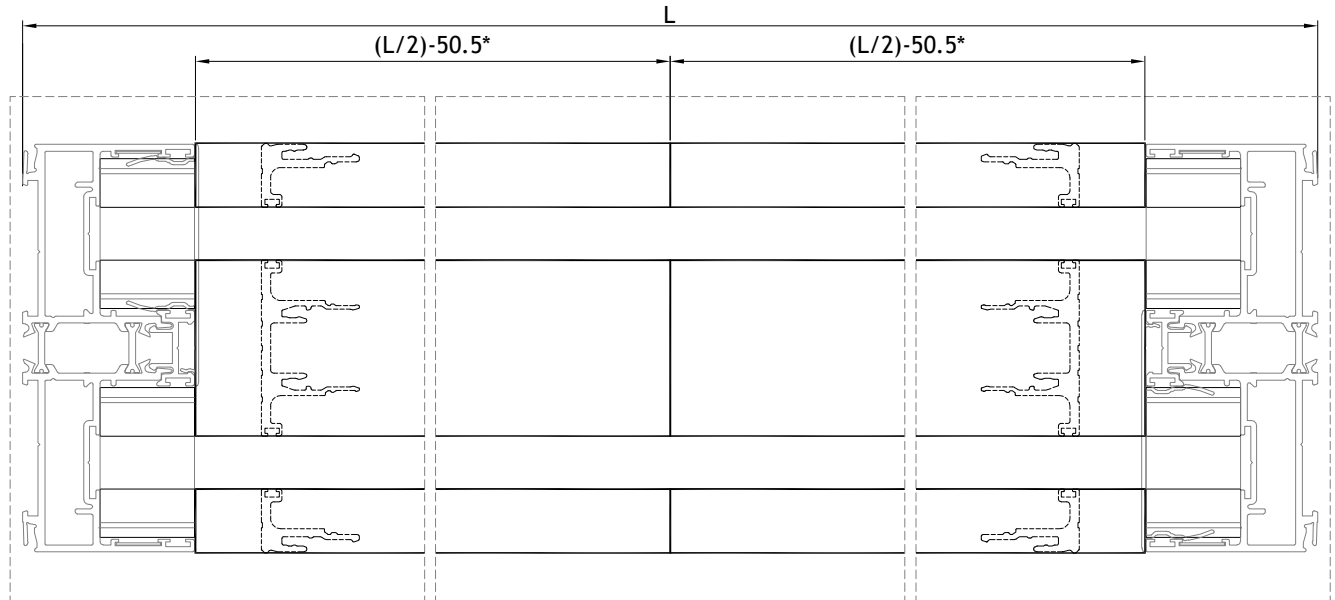
2.1. MECANIZAÇÃO OS-DOUBLE SOLEIRA OCULTA - 2 FOLHAS

OS-DOUBLE CONCEALED SILL MACHINING -2 LEAVES

USINAGE OS-DOUBLE SEUIL CACHÉ - 2 VANTAUX

A. Corte | Cut | Coupe

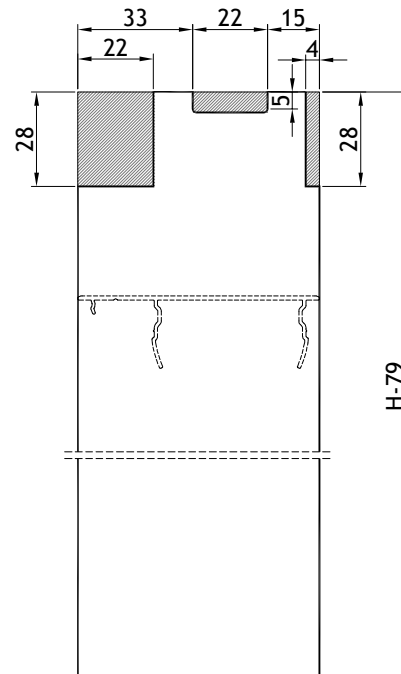
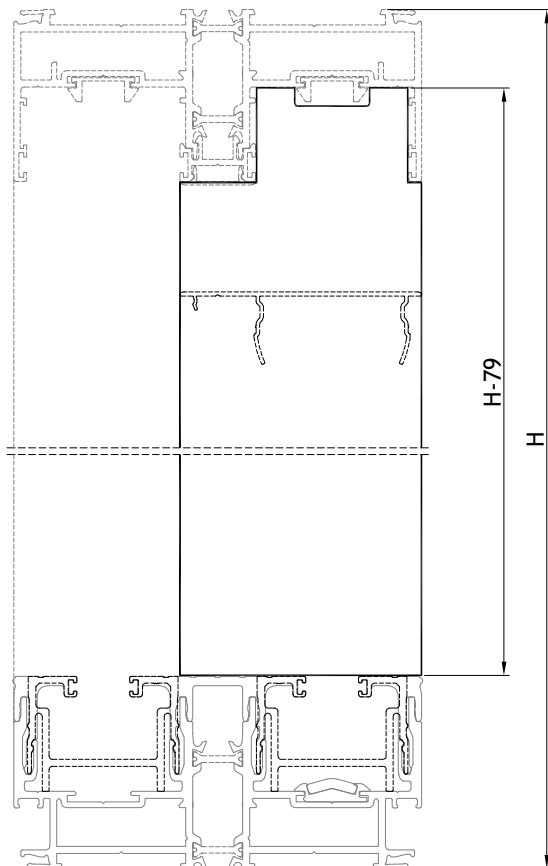
A1. Tampa de canal | Track cover | Profilé cache canal OS 40 | OS 41



B. Tampa de canal | Track cover | Profilé cache canal OS 49: H-79mm

C. Fresagem | Milling | Fraisage

C1. Tampa de canal | Track cover | Profilé cache canal OS 49: H-79mm



* Janela 2 folhas | 2 leaves window | Fenêtre 2 vantaux

Para outras tipologias, consultar Departamento Técnico | Other typologies, consult Technical Department | Pour autres typologies, consulter le Département Technique

2. MECANIZAÇÃO DOS PERFIS

PROFILES MACHINING | USINAGE DES PROFILS

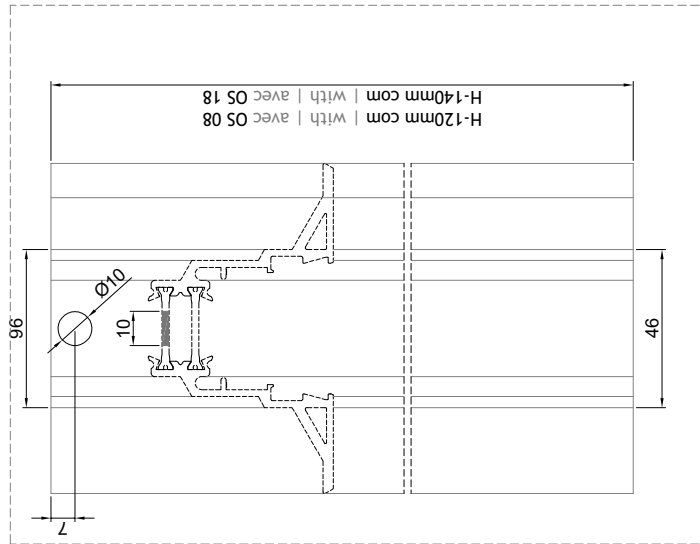
2.1. MECANIZAÇÃO OS-DOUBLE SOLEIRA OCULTA - 2 FOLHAS

OS-DOUBLE CONCEALED SILL MACHINING - 2 LEAVES

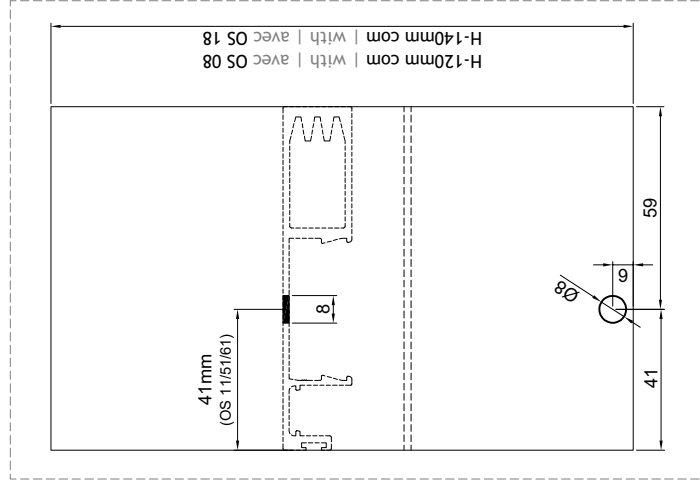
USINAGE OS-DOUBLE SEUIL CACHÉ - 2 VANTAUX

D. Corte | Cut | Coupe

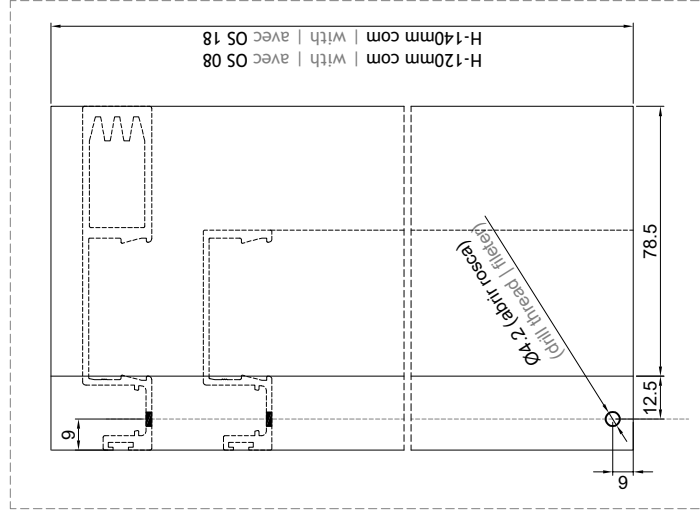
D1. Móveis laterais: OS 02/12/72/82
Lateral profiles | Profils latéraux



D2. Móveis centrais: OS 11/51/61
Central profiles | Profils centraux



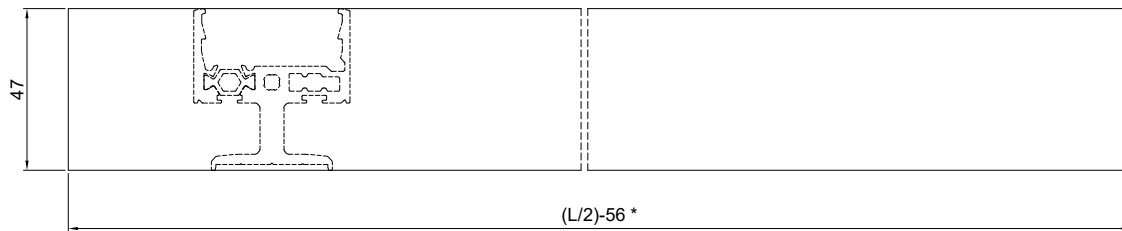
D3. Móveis centrais: OS 17/67
Central profiles | Profils centraux



* Janela 2 folhas | 2 leaves window | Fenêtre 2 vantaux

Para outras tipologias, consultar Departamento Técnico | Other typologies, consult Technical Department | Pour autres typologies, consulter le Département Technique

D4. Móveis inferiores: OS 08/18: (L/2)-56mm*
Inferior profiles | Profils inférieurs



Quando utilizado com os perfis OS 12 / OS 72 / OS 82

When used with profiles OS 12 / OS 72 / OS 82

Cas d'utilisation avec des profilés OS 12 / OS 72 / OS 82

Quando utilizado com o perfil OS 02 (Perfil de fechadura), a medida de corte é diferente - ver pormenor específico

When used with profile OS 02 (Locker profile), the measures are different - see specific detail

Lorsqu'il est utilisé avec le profil 02 OS (Profilé de serrure), des dimensions de coupe sont différentes - voir détail spécifique

D5. Móveis inferiores OS 08/18 - COM PERFIL DE FECHADURA OS 02 *

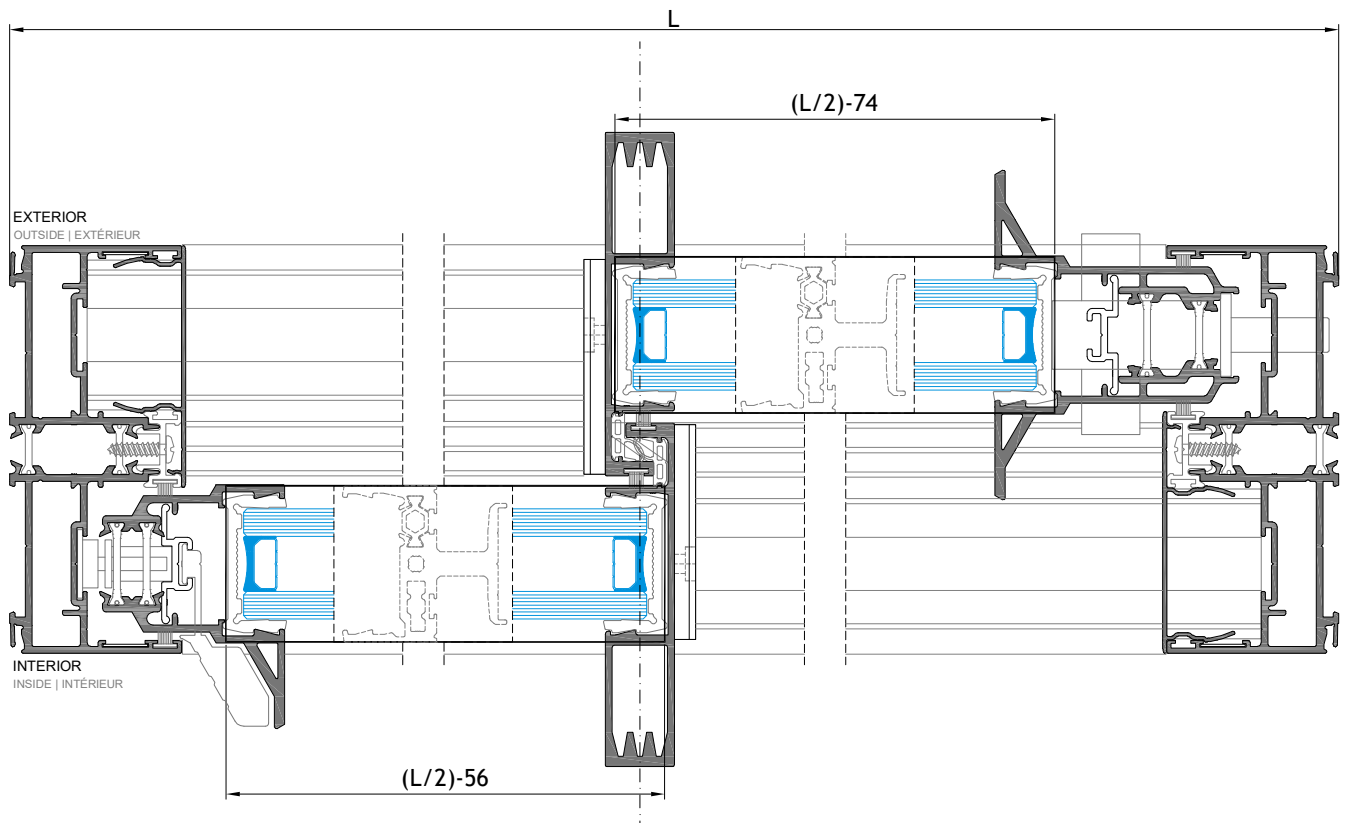
Inferior profiles OS 08/18 - WITH LOCK PROFILE OS 02

Profils inférieurs OS 08/18 - AVEC PROFILÉ DE SERRURE OS 02

Com aros centrais ao centro do vão

With central profiles in the middle of the frame

Avec profilés centraux au centre du châssis



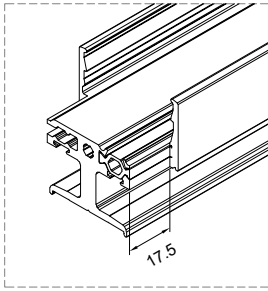
* Janela 2 folhas | 2 leaves window | Fenêtre 2 vantaux

Para outras tipologias, consultar Departamento Técnico | Other typologies, consult Technical Department | Pour autres typologies, consulter Département Technique

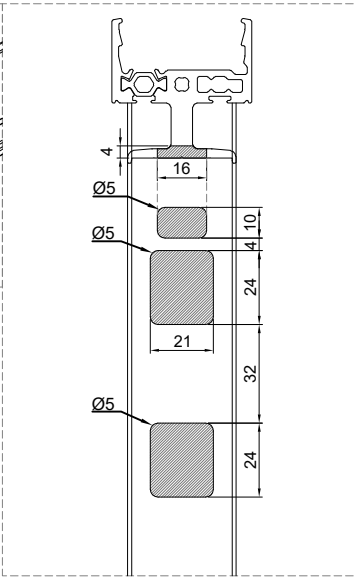
1. Fresagem | Milling | Fraisage

1.2. Móveis Inferiores | Inferior profiles | Profilés inférieurs: OS 08/18: (L/2)-56mm *

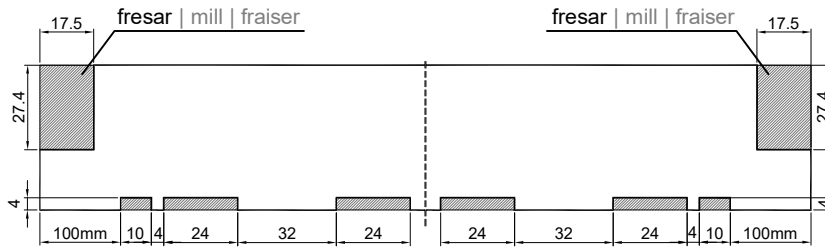
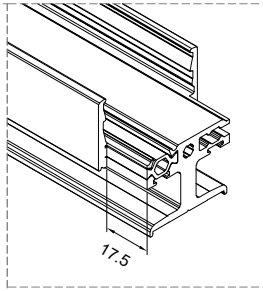
Ligação lateral
Lateral connection
Connexion latérale



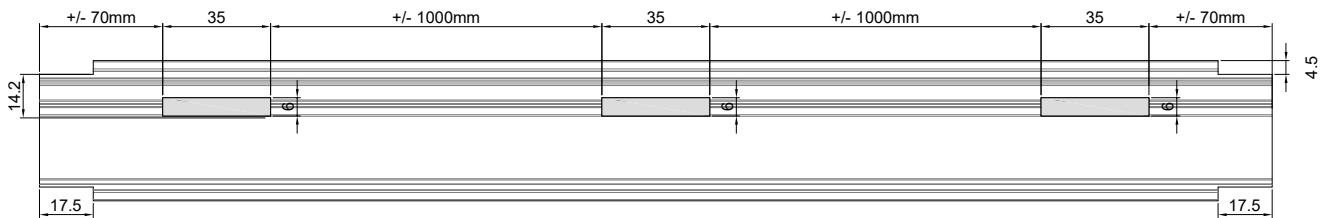
Canal para encaixe de carrinho
Channel to rolling bearing plug
Chenal pour emboîte du rouleau



Ligação central
Central connection
Connexion centrale



2. Rasgos para Drenagem | Holes for drainage | Fentes pour drainage: OS 08/18



Selar extremidades com silicone
Seal ends with silicone
Sceller l'extrémités avec silicone

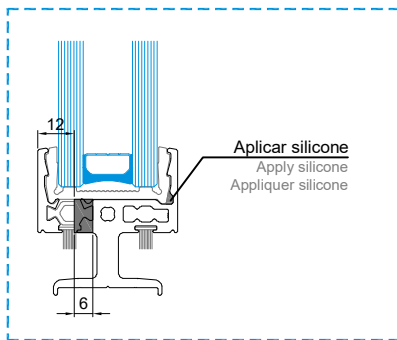
Seal ends with silicone

Sceller l'extrémités avec silicone

Aplicar silicone
Apply silicone
Appliquer silicone

Apply silicone

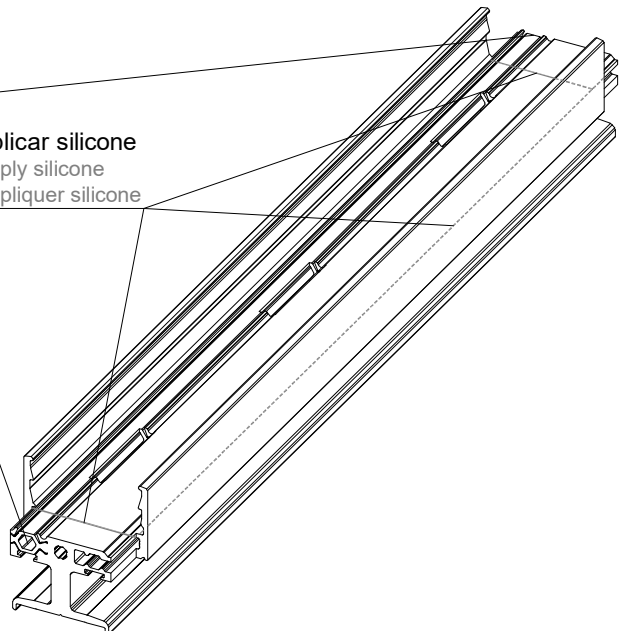
Appliquer silicone



Aplicar silicone
Apply silicone
Appliquer silicone

Apply silicone

Appliquer silicone



* Janela 2 folhas | 2 leaves window | Fenêtre 2 vantaux

Para outras tipologias, consultar Departamento Técnico

Other typologies, consult Technical Department | Pour autres typologies, consulter Département Technique

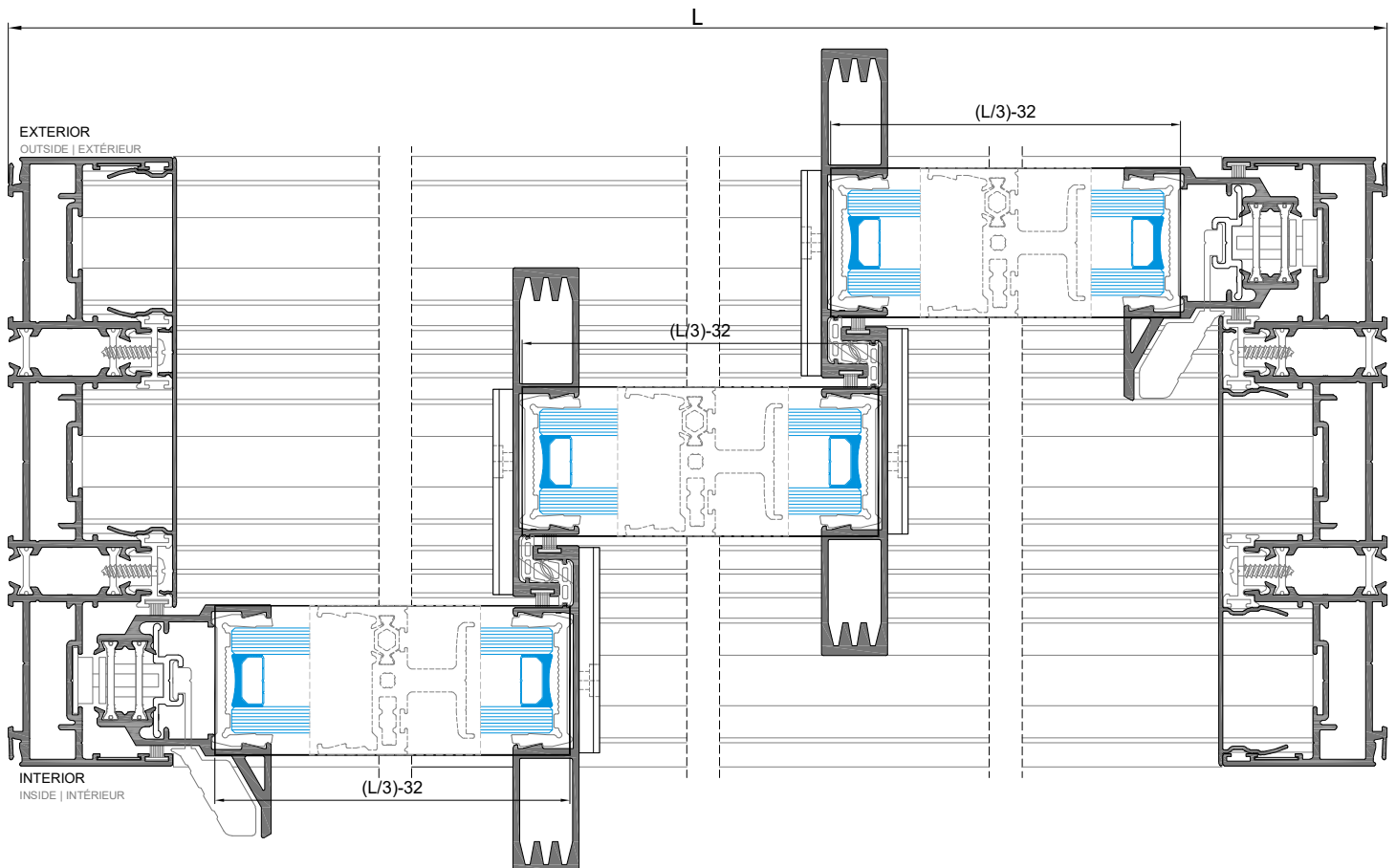
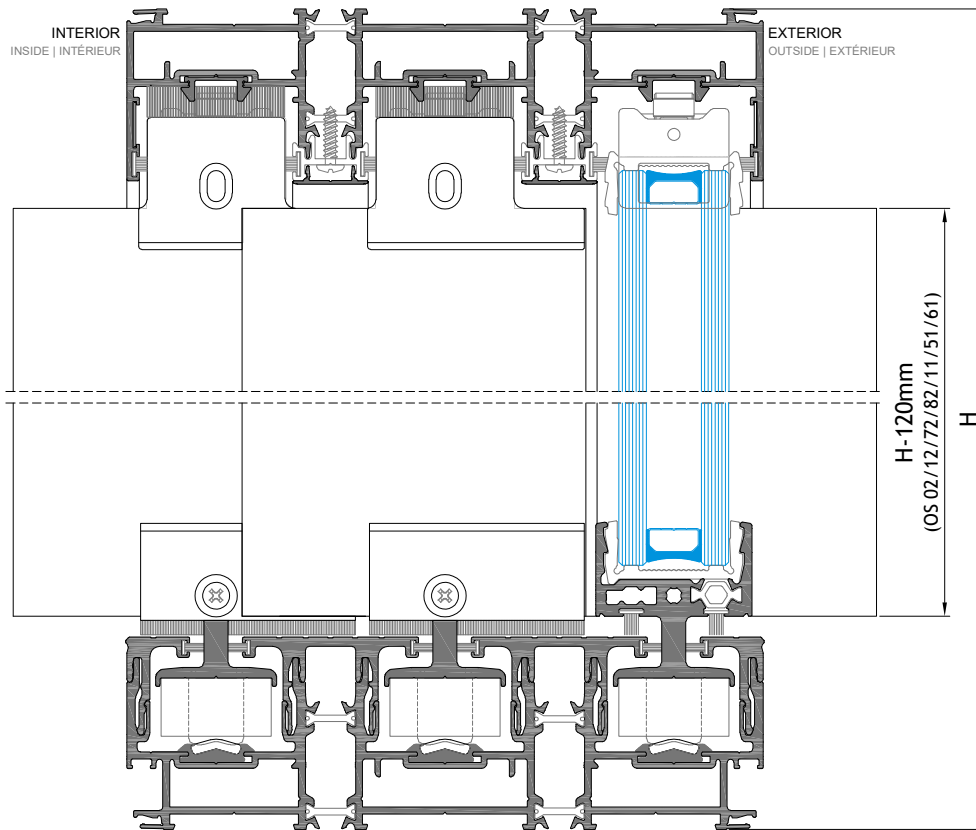
2. MECANIZAÇÃO DOS PERFIS

PROFILES MACHINING | USINAGE DES PROFILS

2.2. MECANIZAÇÃO OS-DOUBLE SOLEIRA OCULTA - 3 FOLHAS

OS-DOUBLE CONCEALED SILL MACHINING - 3 LEAVES

USINAGE OS-DOUBLE SEUIL CACHÉ - 3 VANTAOX



2. MECANIZAÇÃO DOS PERFIS

PROFILES MACHINING | USINAGE DES PROFILS

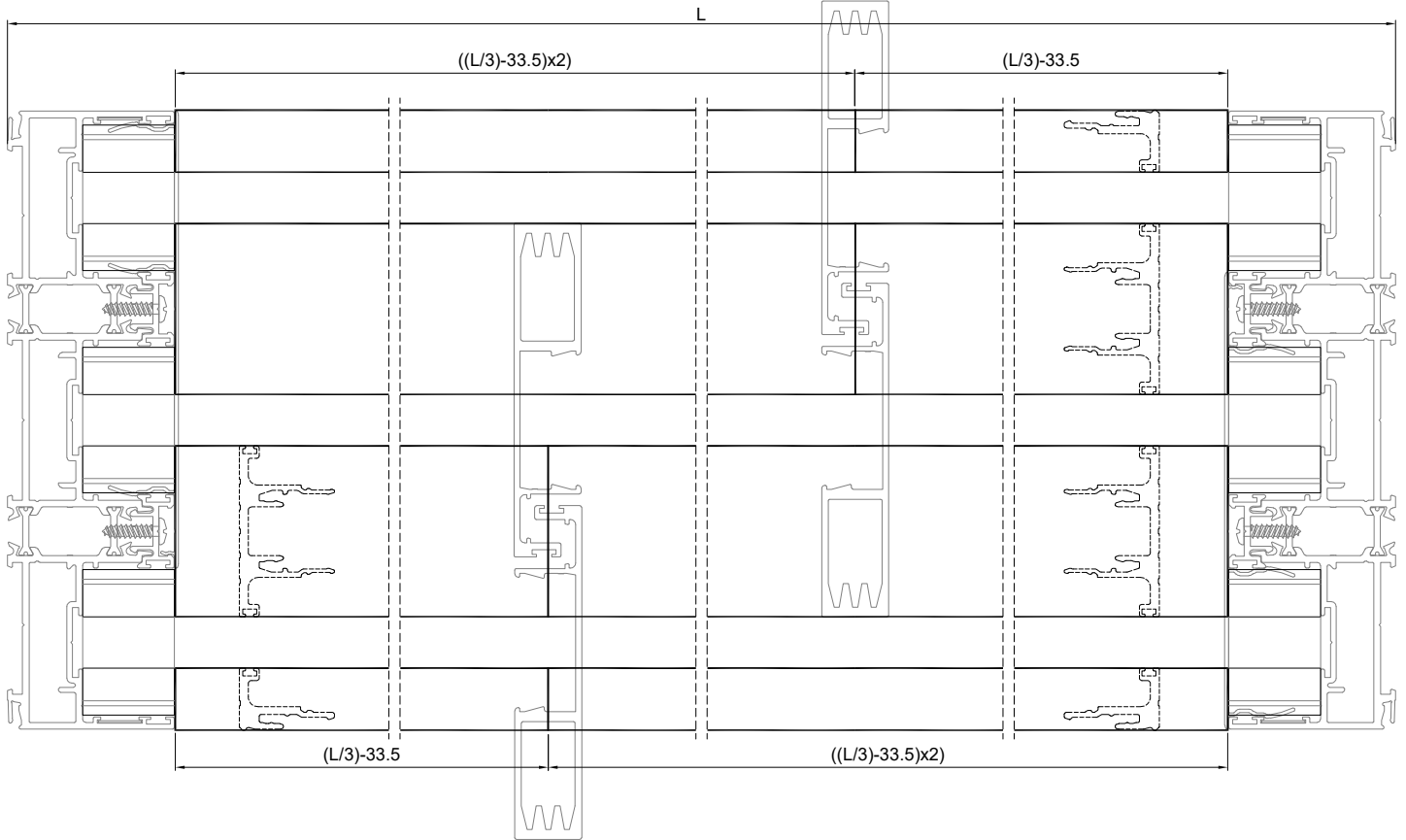
2.2. MECANIZAÇÃO OS-DOUBLE SOLEIRA OCULTA - 3 FOLHAS

OS-DOUBLE CONCEALED SILL MACHINING - 3 LEAVES

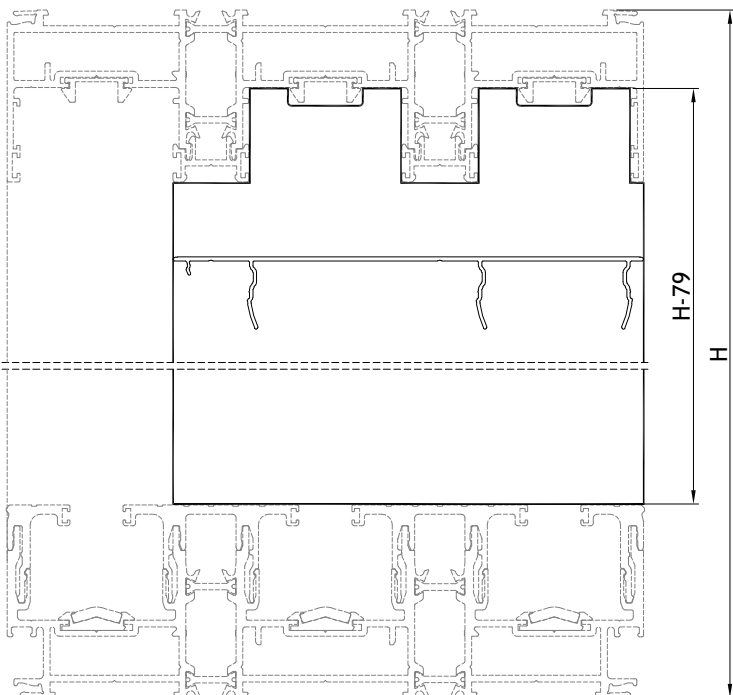
USINAGE OS-DOUBLE SEUIL CACHÉ - 3 VANTAUX

A. Corte | Cut | Coupe

A.1. Tampa de canal | Track cover | Profilé cache canal OS 40 | OS 41

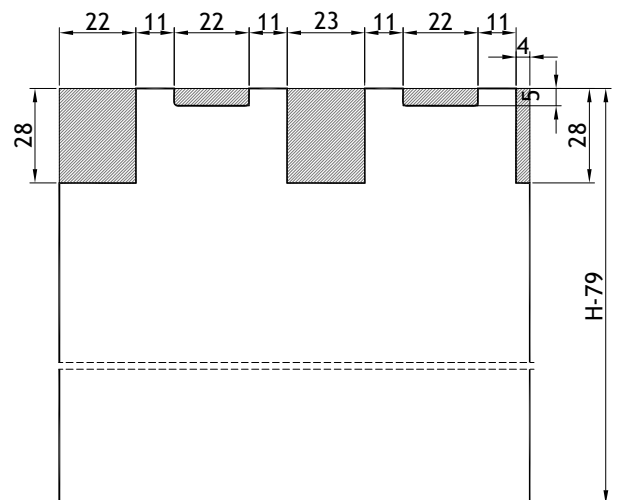


B. Tampa de canal | Track cover | Profilé cache canal OS 59: H-79mm

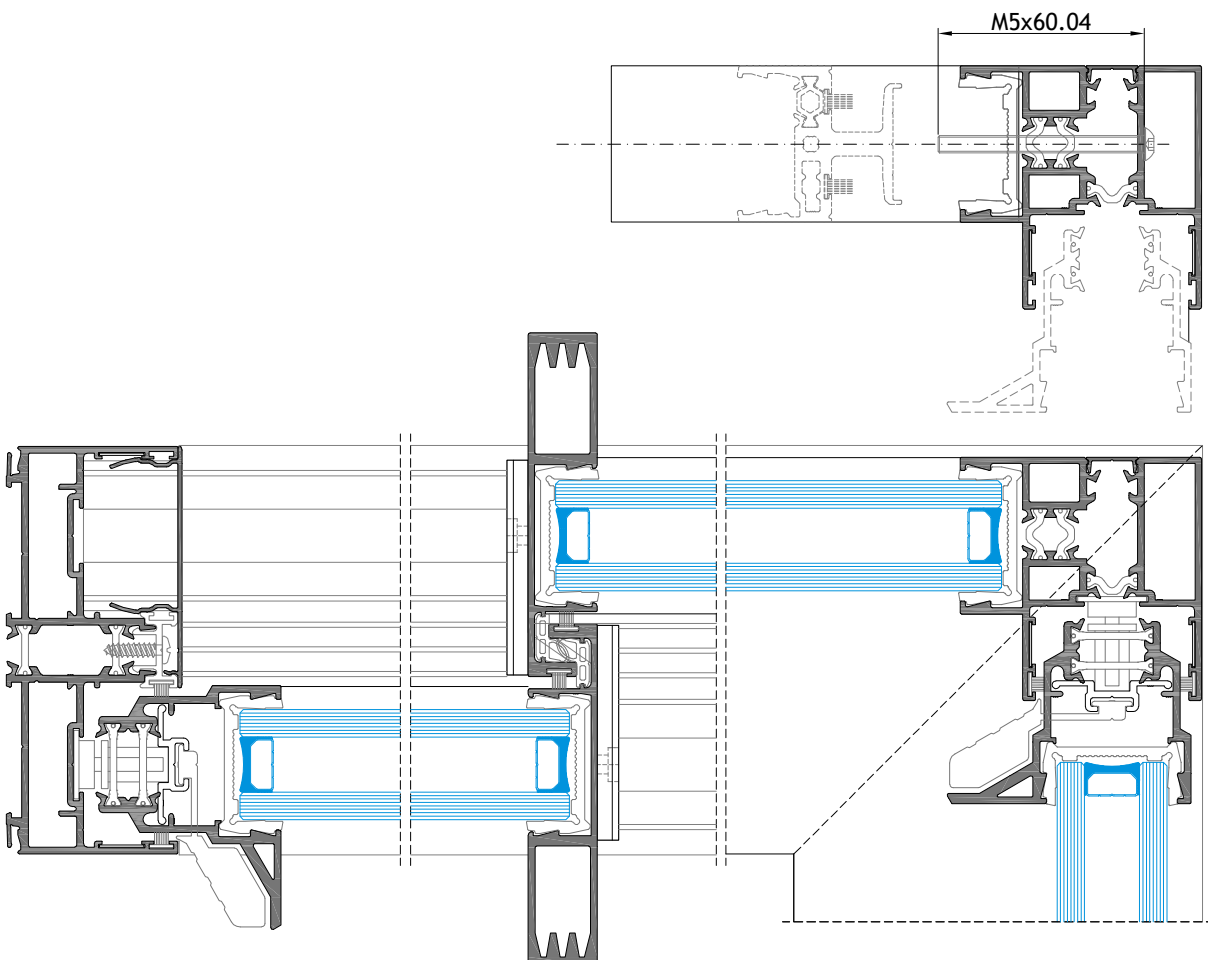
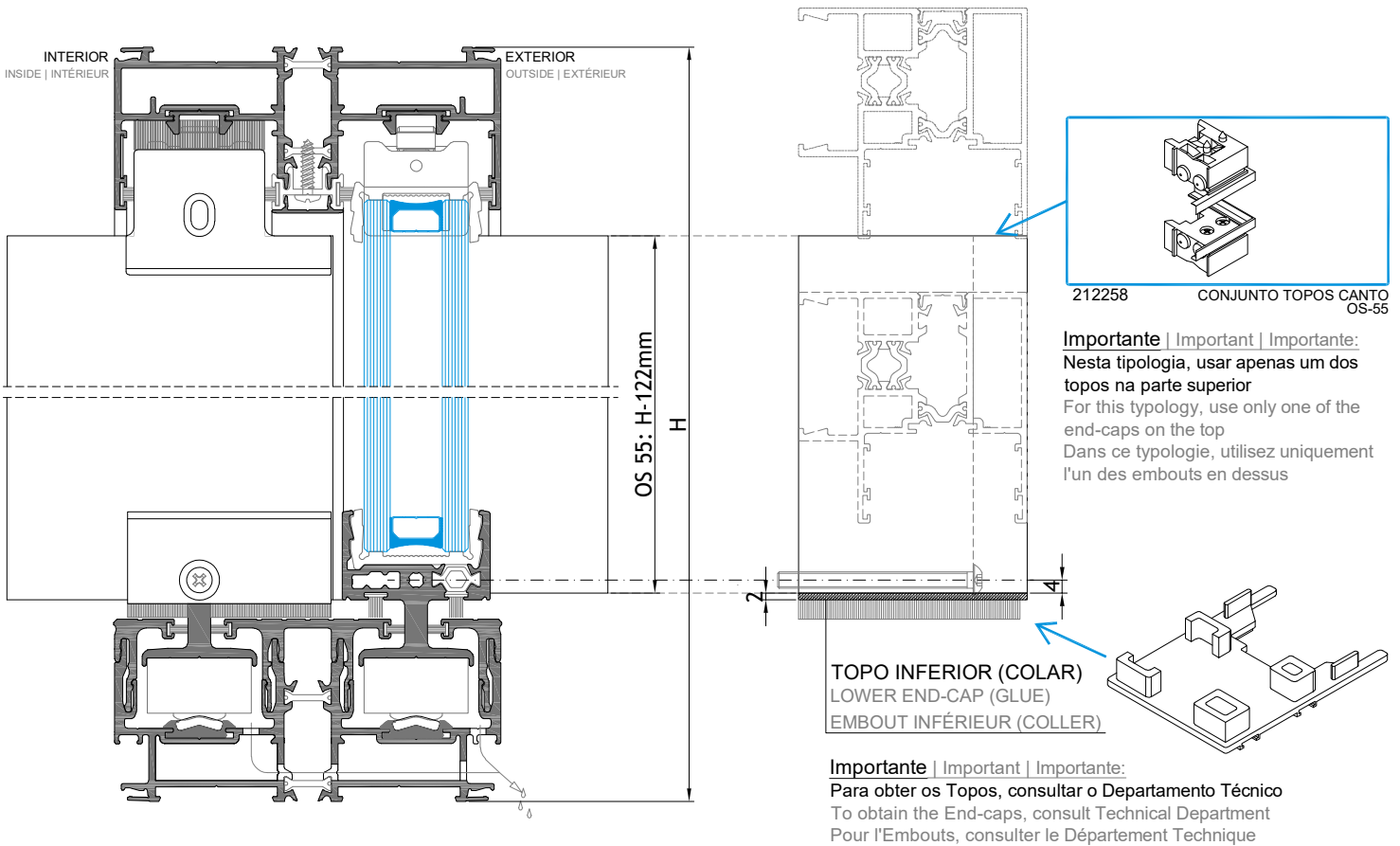


C. Fresagem | Milling | Fraisage

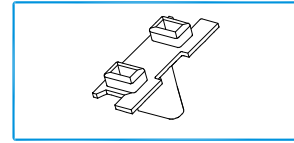
C1. Tampa de canal | Track cover | Profilé cache canal OS 59: H-79mm



CANTO 90° SOLEIRA OCULTA - MEDIDA DE CORTE DO PERFIL OS 55
CONCEALED SILL 90° CORNER - OS 55 PROFILE CUTTING MEASURE
ANGLE 90° SEUIL CACHÉ - MESURE DE COUPE DU PROFILÉ OS 55



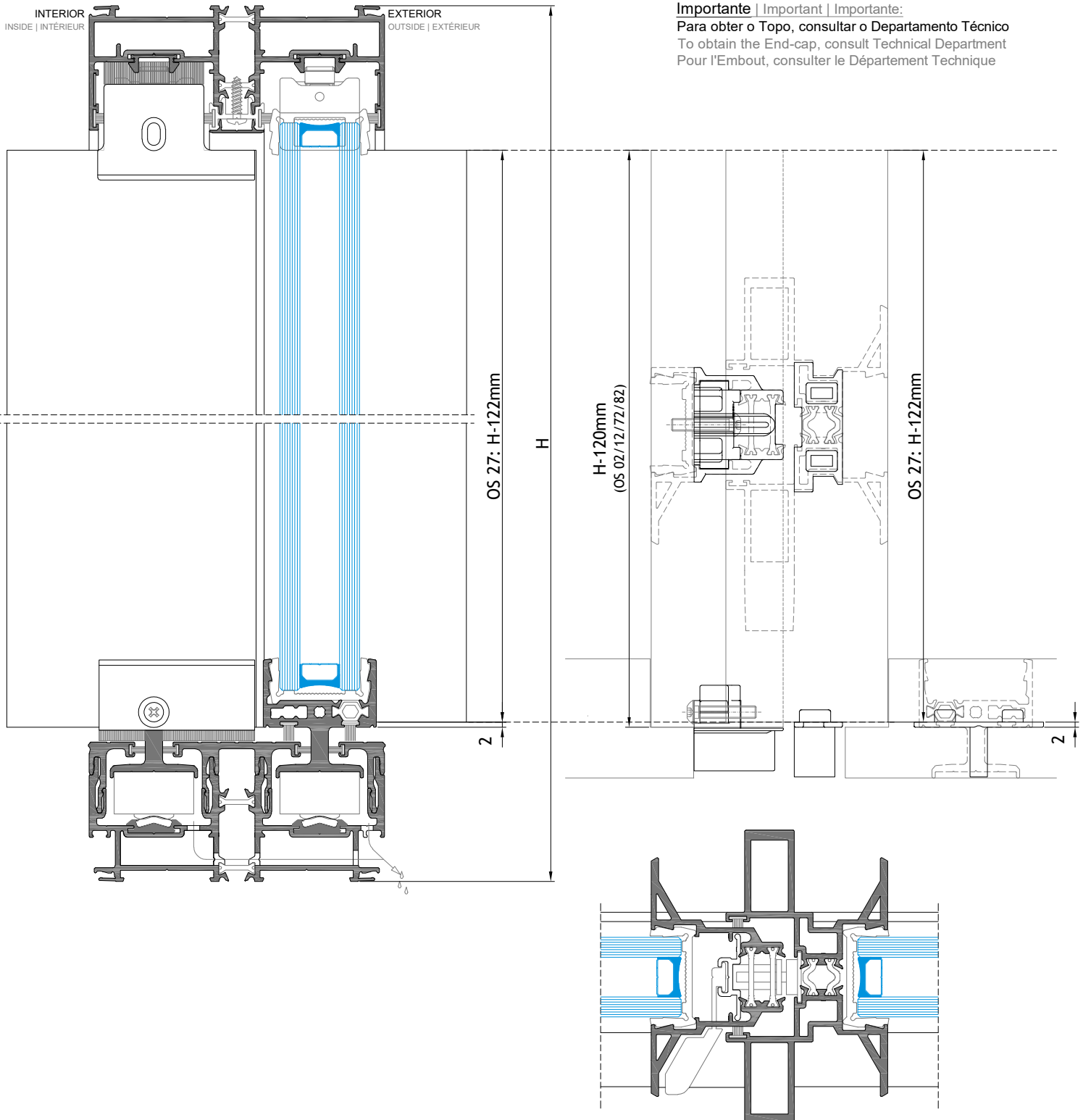
SOLEIRA OCULTA - MEDIDA DE CORTE DO PERFIL OS 27
CONCEALED SILL - OS 27 PROFILE CUTTING MEASURE
SEUIL CACHÉ - MESURE DE COUPE DU PROFILÉ OS 27



TOPO INF. PARA OS 27 OS-V2 S.INVIS

Importante | Important | Importante:

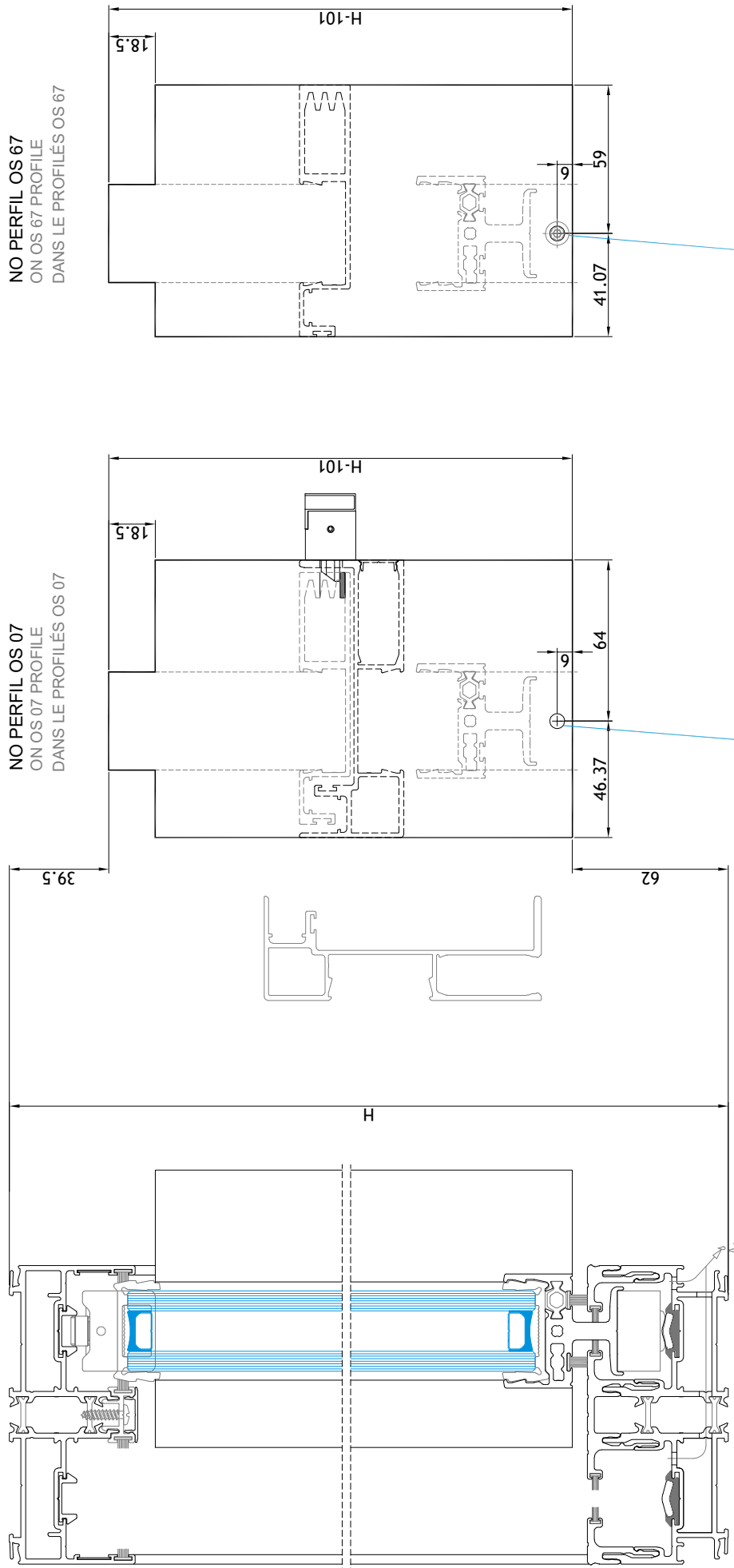
Para obter o Topo, consultar o Departamento Técnico
 To obtain the End-cap, consult Technical Department
 Pour l'Embout, consulter le Département Technique



OS 07: MEDIDAS DE CORTE + APLICACIÓN - PARA OS-SIMPLE/DOUBLE SOLEIRA OCULTA

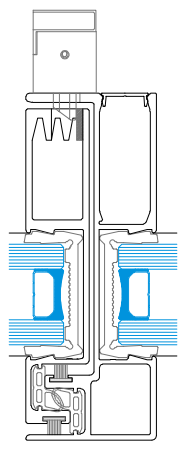
OS 07: CUT MEASURES + APPLICATION - FOR OS-SIMPLE/DOUBLE CONCEALED SILL

OS 07: MESURES DE COUPE + APPLICATION - POUR OS-SIMPLE/DOUBLE SEUIL CACHÉ



Furo escareado
Drilled hole
Trou fraisé

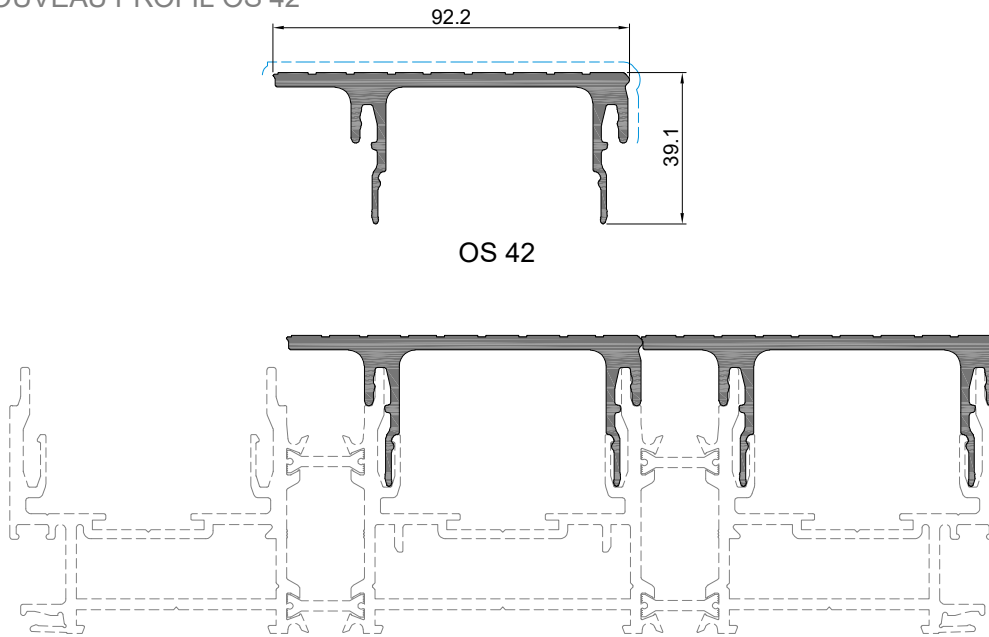
Parafuso Cabeça de embeber sextavado
Inox - DIN 7991
Stainless Steel Socket Countersunk Head Cap
Screw - DIN7991
Vis à Six Pans Creux Tête Fraîsée Hexagonale
Creuse en Acier Inoxydable - DIN7991



PORMENOR DO NOVO PERFIL OS 42

NEW PROFILE DETAIL - OS 42

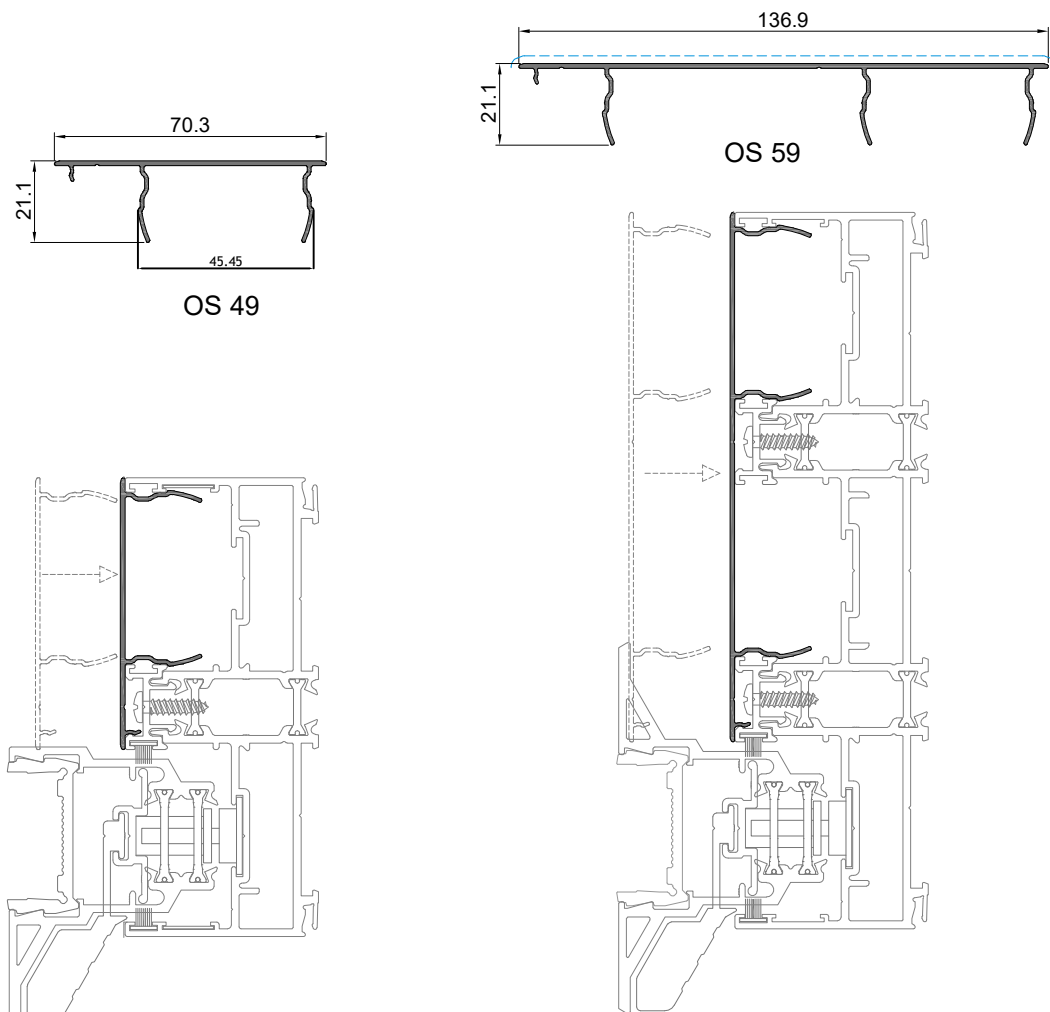
DÉTAIL DE NOUVEAU PROFIL OS 42



PORMENORES DE MONTAGEM DOS NOVOS PERFIS OS 49 E OS 59

NEW PROFILES ASSEMBLY DETAIL: OS 49 AND OS 59

DÉTAIL D'ASSEMBLAGE DES NOUVEAUX PROFILÉS: OS 49 ET OS 59



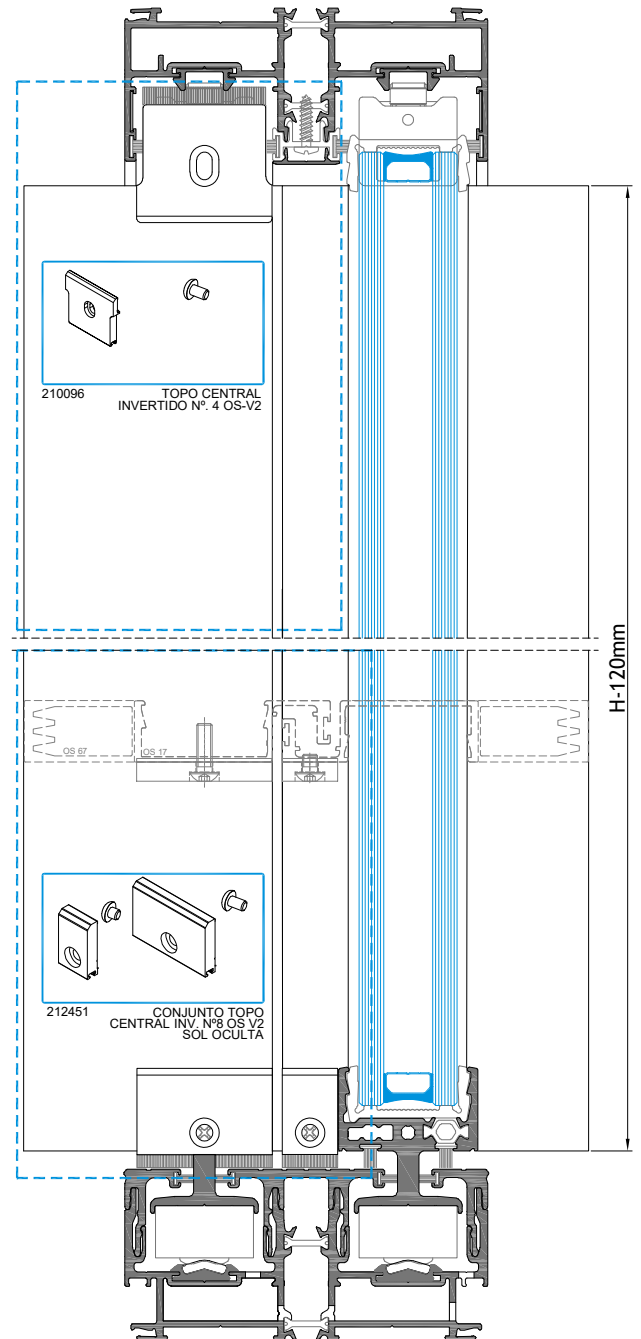
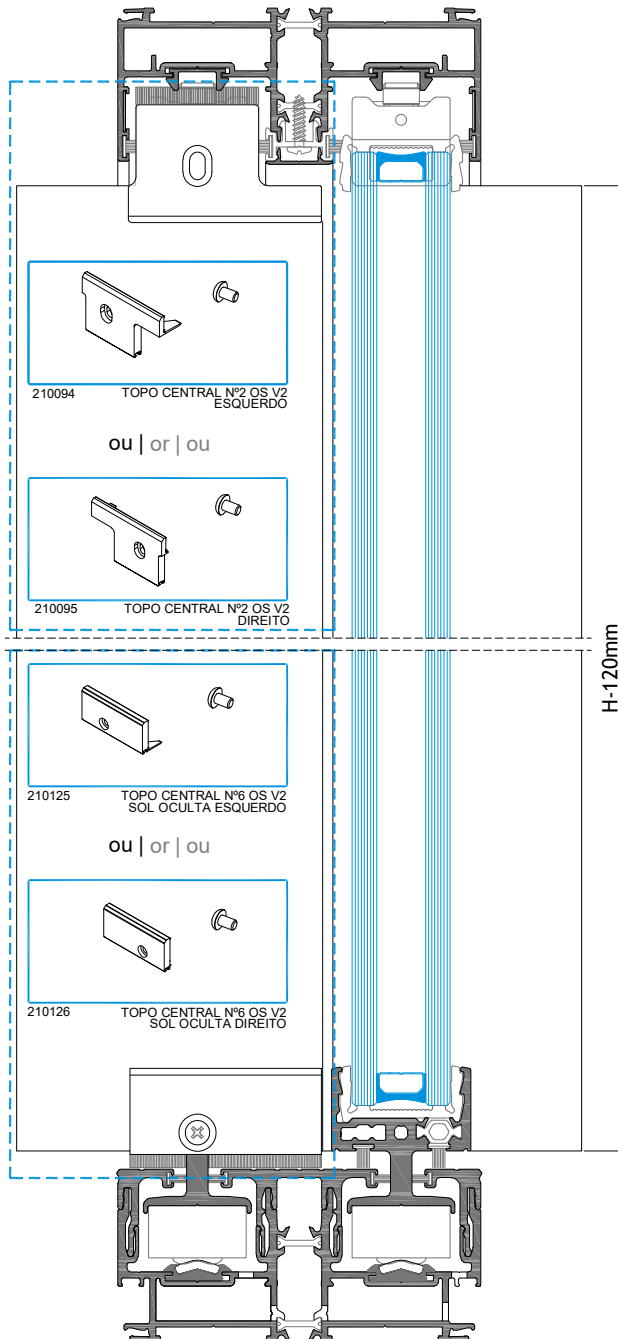
APLICAÇÃO DOS TOPOS CENTRAIS - SOLEIRA OCULTA - COM PERFIL OS 08

CENTRAL END-CAPS APPLICATION - CONCEALED SILL - WITH PROFILE OS 08

APPLICATION D'EMBOUITS CENTRAUX - SEUIL CACHÉ - AVEC PROFILÉ OS 08

Para perfil OS 11 / OS 51 / OS 61
For profile OS 11 / OS 51 / OS 61
Pour profilé OS 11 / OS 51 / OS 61

Para Perfil OS 17 / OS 67
For profile OS 17 / OS 67
Pour profilé OS 17 / OS 67



APLICAÇÃO DOS TOPOS LATERAIS - SOLEIRA OCULTA - COM PERFIL OS 08

LATERAL END-CAPS APPLICATION - CONCEALED SILL - WITH PROFILE OS 08

APPLICATION D'EMBOUS LATÉRAUX - SEUIL CACHÉ - AVEC PROFILÉ OS 08

Para perfil OS 12 / OS 72 / OS 82

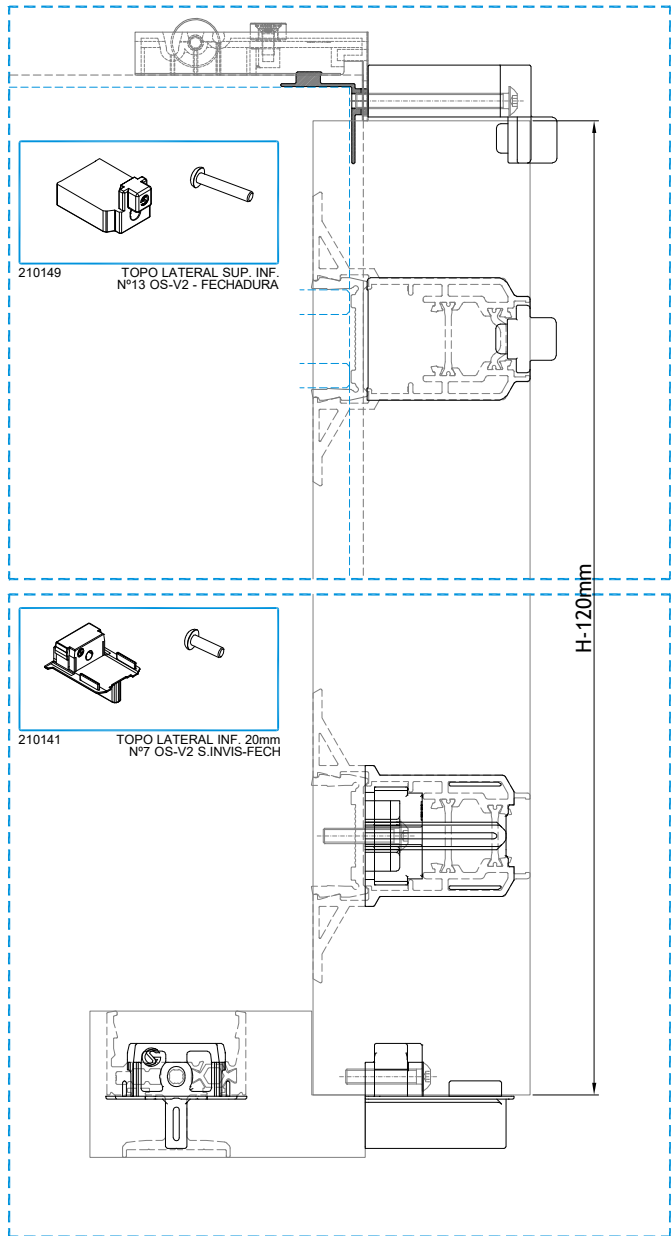
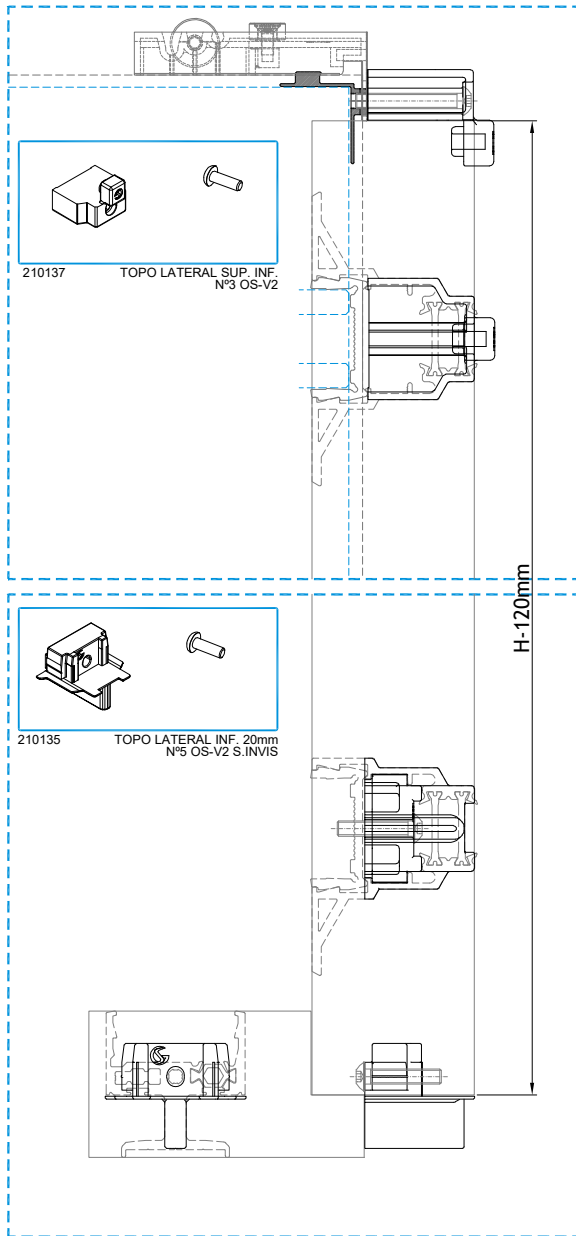
For profile OS 12 / OS 72 / OS 82

Pour profilé OS 12 / OS 72 / OS 82

Para Perfil OS 02

For profile OS 02

Pour profilé OS 02



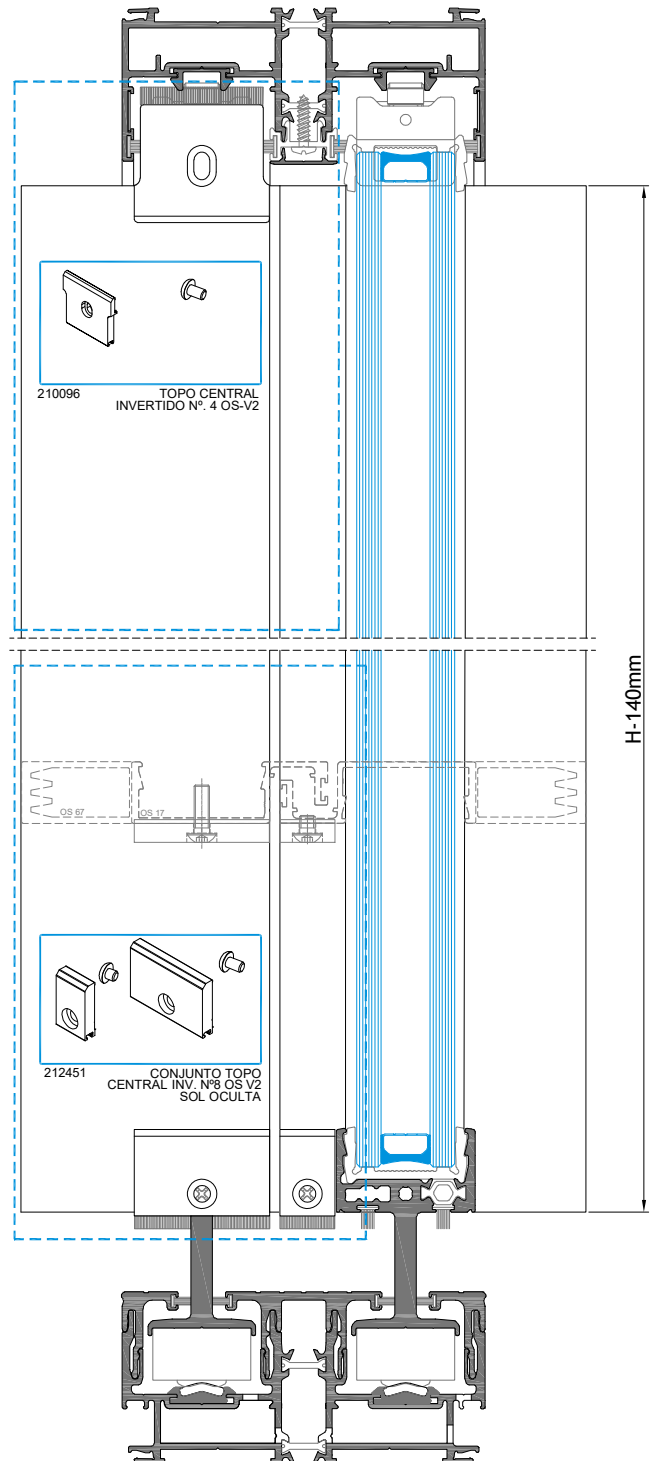
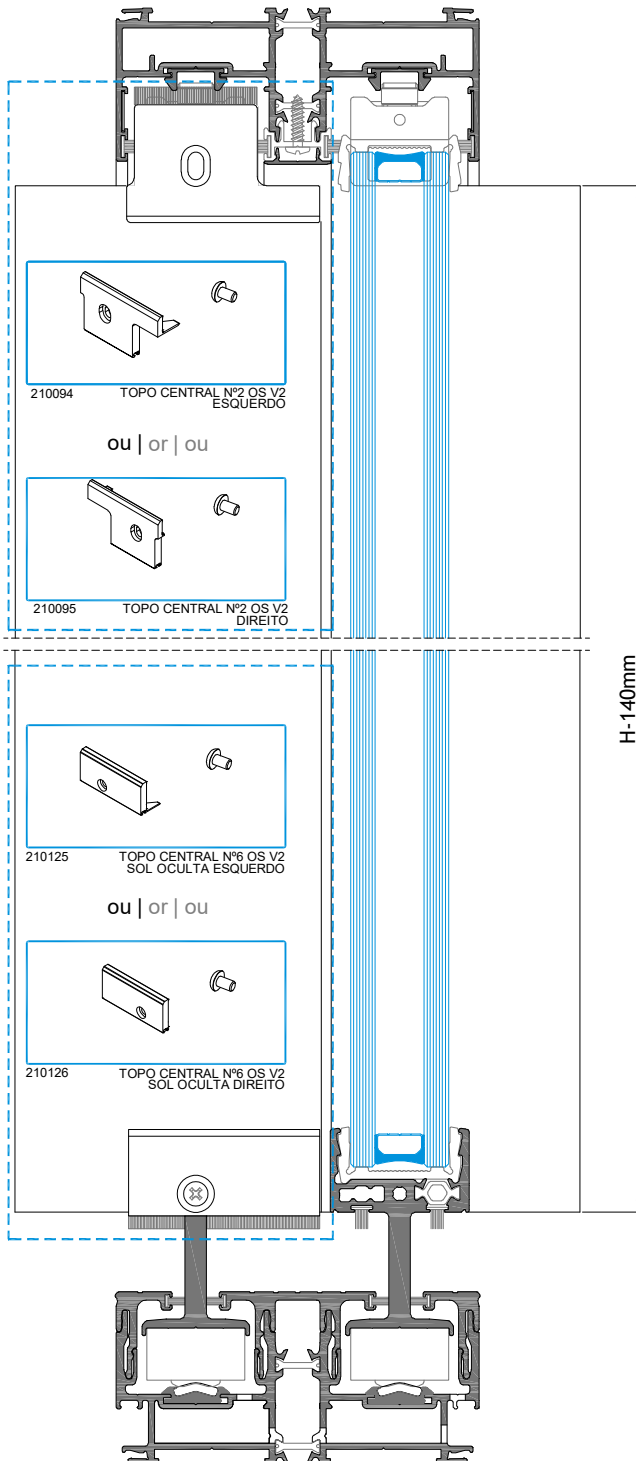
APLICAÇÃO DOS TOPOS CENTRAIS - SOLEIRA OCULTA - COM PERFIL OS 18

CENTRAL END-CAPS APPLICATION - CONCEALED SILL - WITH PROFILE OS 18

APPLICATION D'EMBOUTS CENTRAUX - SEUIL CACHÉ - AVEC PROFILÉ OS 18

Para perfil OS 11 / OS 51 / OS 61
For profile OS 11 / OS 51 / OS 61
Pour profilé OS 11 / OS 51 / OS 61

Para Perfil OS 17 / OS 67
For profile OS 17 / OS 67
Pour profilé OS 17 / OS 67



APLICAÇÃO DOS TOPOS LATERAIS - SOLEIRA OCULTA - COM PERFIL OS 18

LATERAL END-CAPS APPLICATION - CONCEALED SILL - WITH PROFILE OS 18

APPLICATION D'EMBOUITS LATÉRAUX - SEUIL CACHÉ - AVEC PROFILÉ OS 18

Para perfil OS 12 / OS 72 / OS 82

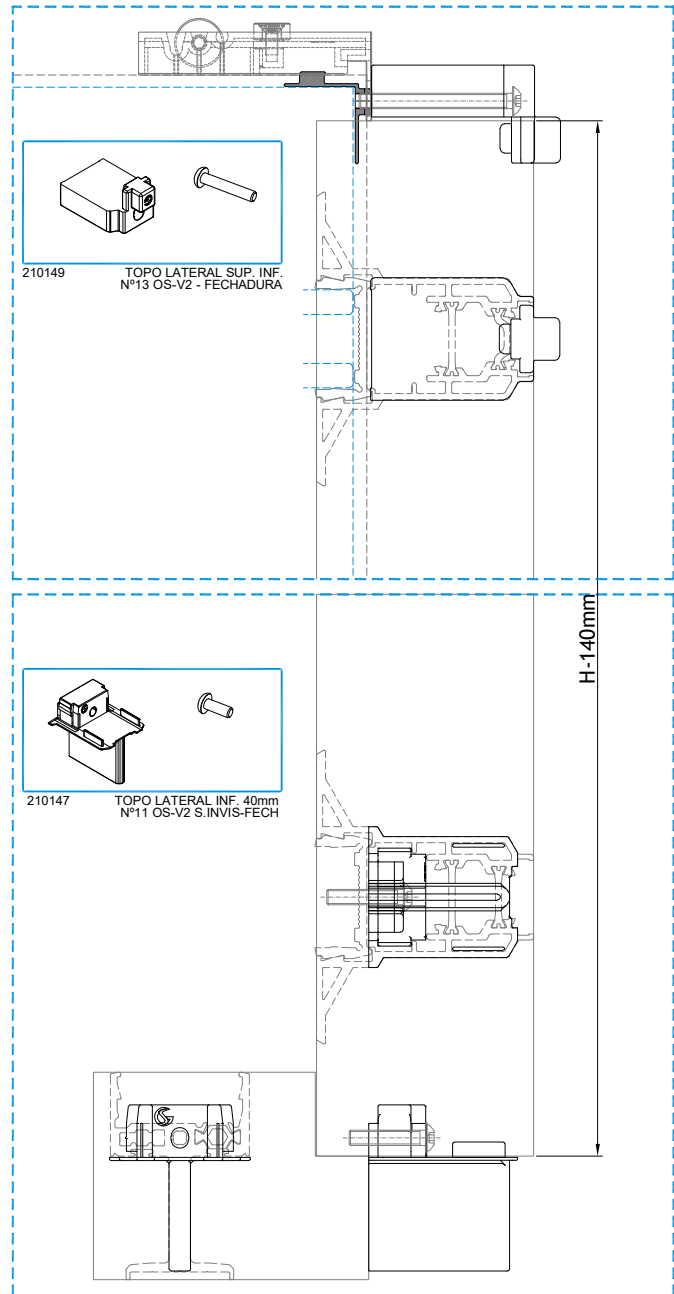
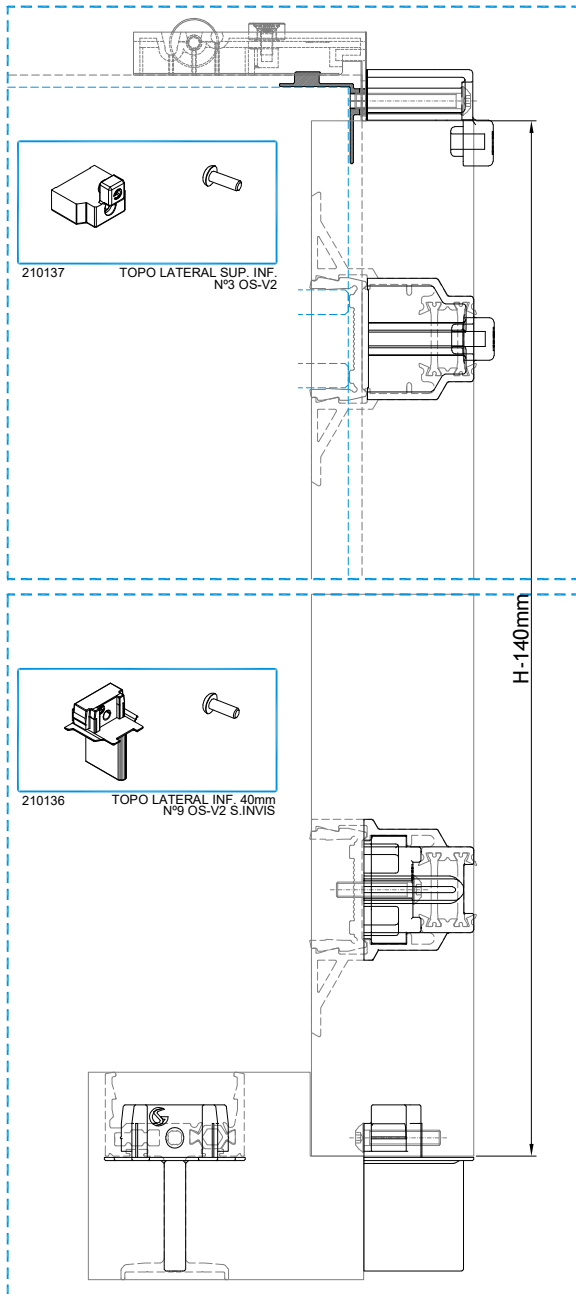
For profile OS 12 / OS 72 / OS 82

Pour profilé OS 12 / OS 72 / OS 82

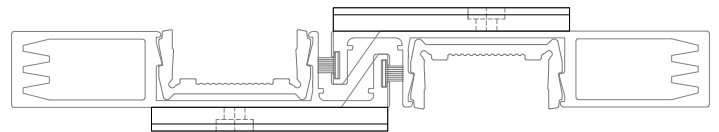
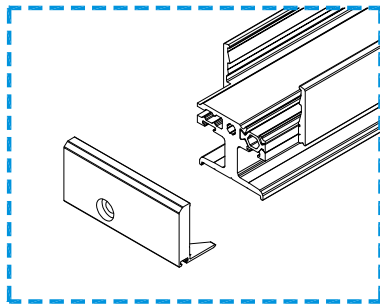
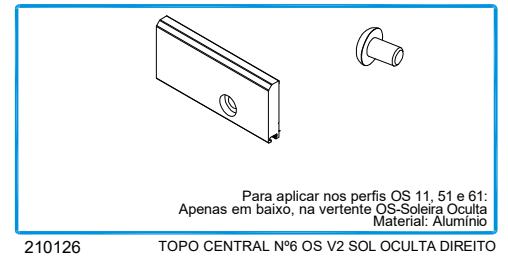
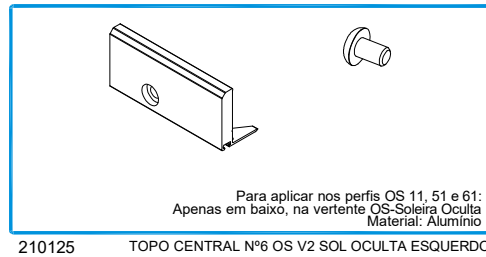
Para Perfil OS 02

For profile OS 02

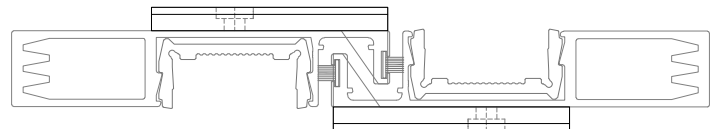
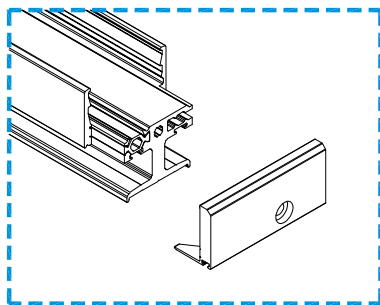
Pour profilé OS 02



APLICAÇÃO DOS TOPOS CENTRAIS OS-V2 SOLEIRA OCULTA - PERFIS OS 11 / OS 51 / OS 61
OS-V2 CENTRAL CONCEALED SILL END-CAPS APPLICATION - PROFILES OS 11 / OS 51 / OS 61
APPLICATION D'EMBOUTS CENTRAUX OS-V2 SEUIL CACHÉ - PROFILÉS OS 11 / OS 51 / OS 61

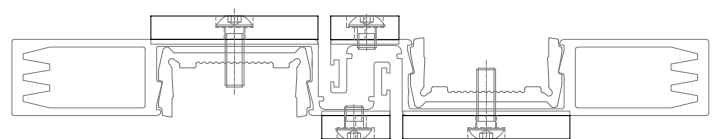
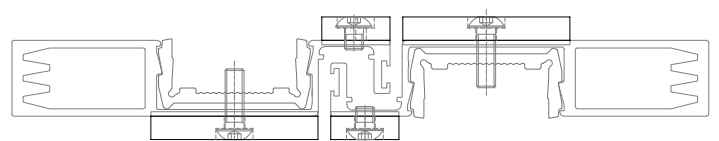
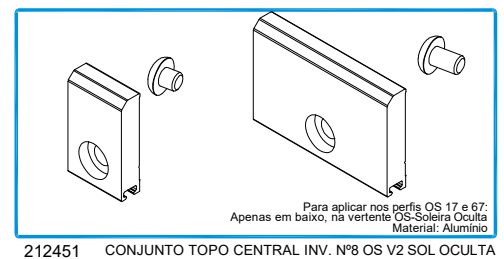
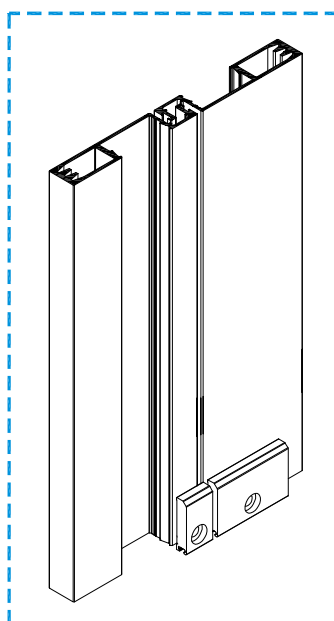


TOPOS ESQUERDOS - PARAFUSO À ESQUERDA
LEFT END-CAPS - SCREW ON THE LEFT
EMBOUTS GAUCHES - VIS À GAUCHE



TOPOS DIREITOS - PARAFUSO À DIREITA
RIGHT END-CAPS - SCREW ON THE RIGHT
EMBOUTS DROITES - VIS À DROITE

APLICAÇÃO DOS TOPOS CENTRAIS OS-V2 SOLEIRA OCULTA - PERFIS OS 17 / OS 67
OS-V2 CENTRAL CONCEALED SILL END-CAPS APPLICATION - PROFILES OS 17 / OS 67
APPLICATION D'EMBOUTS CENTRAUX OS-V2 SEUIL CACHÉ - PROFILÉS OS 17 / OS 67



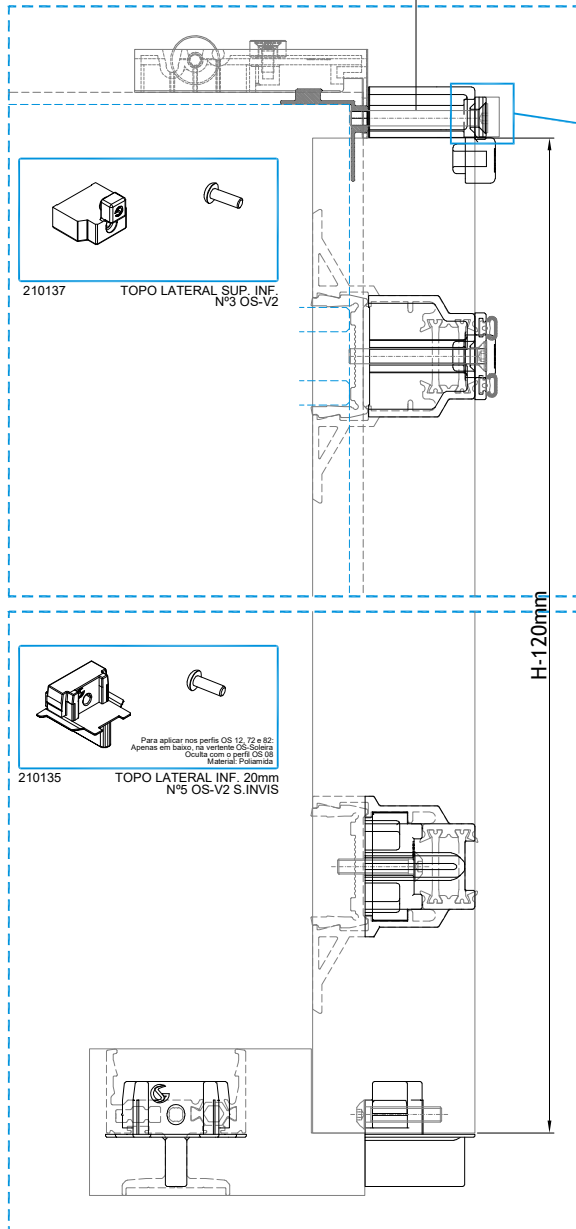
APLICAÇÃO DOS TOPOS PARA OS 27 - SOLEIRA OCULTA - COM PERFIL OS 08

OS 27 END-CAPS APPLICATION - CONCEALED SILL - WITH PROFILE OS 08

APPLICATION D'EMBOUS POUR OS 27 - SEUIL CACHÉ - AVEC PROFILÉ OS 08

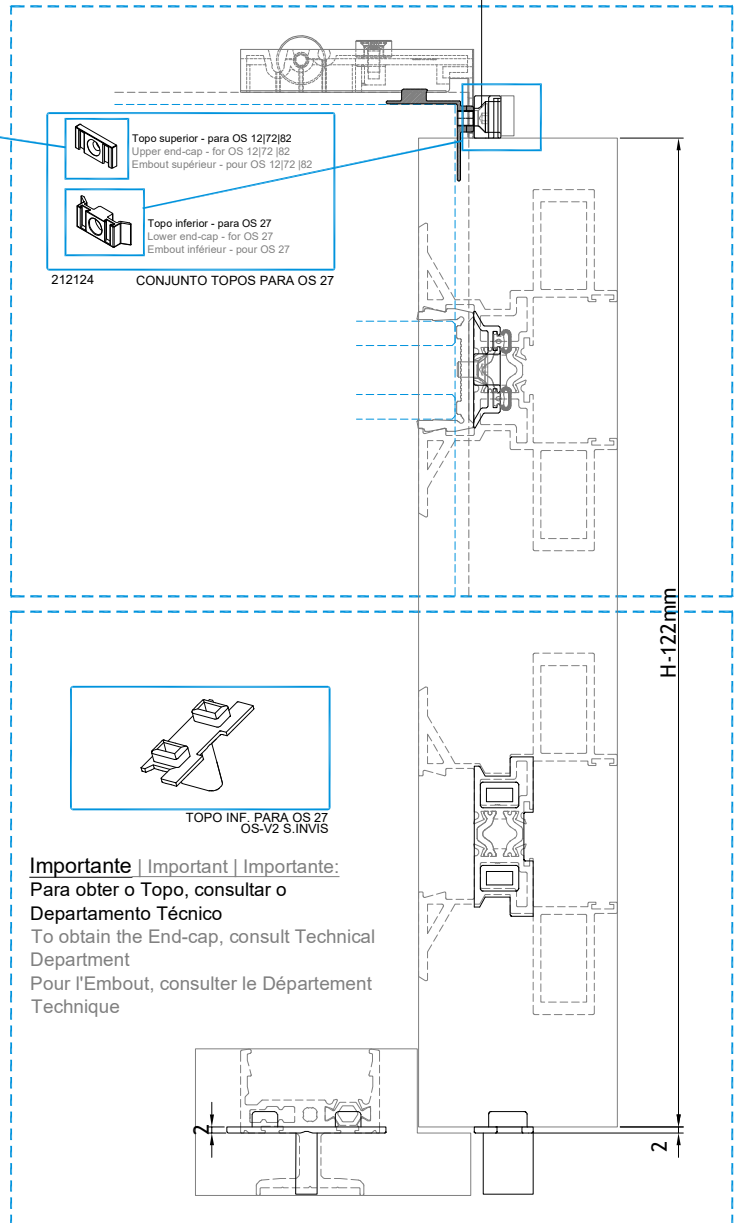
Para perfil OS 12 / OS 72 / OS 82
For profile OS 12 / OS 72 / OS 82
Pour profilé OS 12 / OS 72 / OS 82

Parafuso DIN 7991 M5x45 (Não incluído no kit)
Screw DIN 7991 M5x45 (Not included in kit)
Vis DIN 7991 M5x45 (Non inclus dans le kit)



Para perfil OS 27
For profile OS 27
Pour profilé OS 27

Parafuso DIN 7991 M5x10 (Não incluído no kit)
Screw DIN 7991 M5x10 (Not included in kit)
Vis DIN 7991 M5x10 (Non inclus dans le kit)



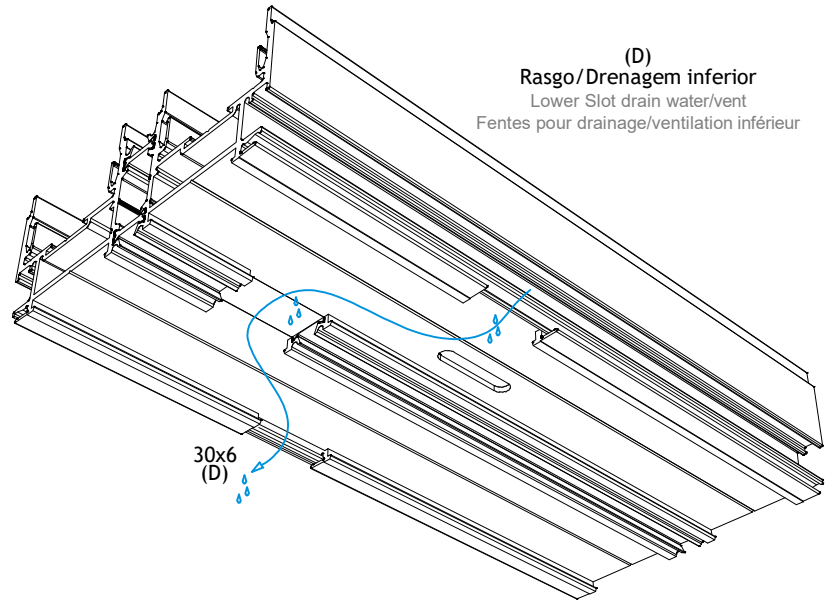
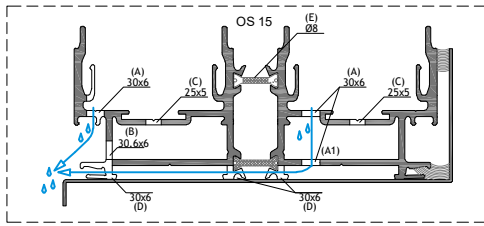
3. MECANIZAÇÃO DOS PERFIS

PROFILES ASSEMBLY | ASSEMBLAGE DES PROFILÉS

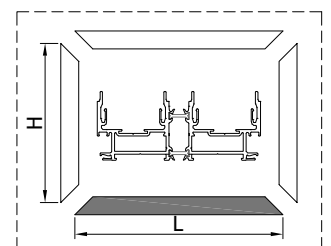
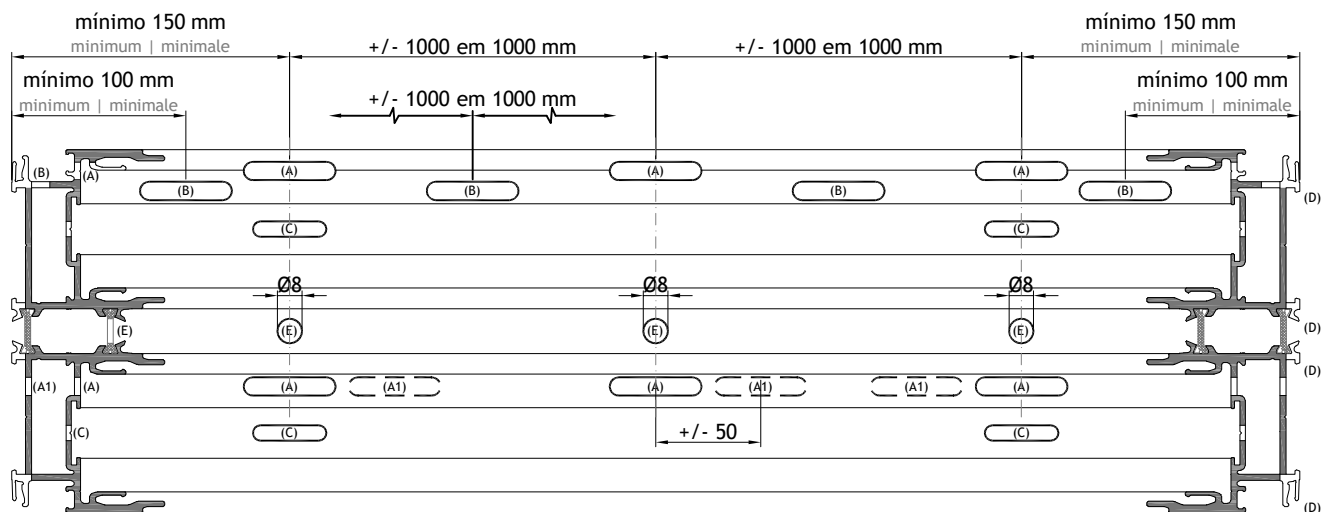
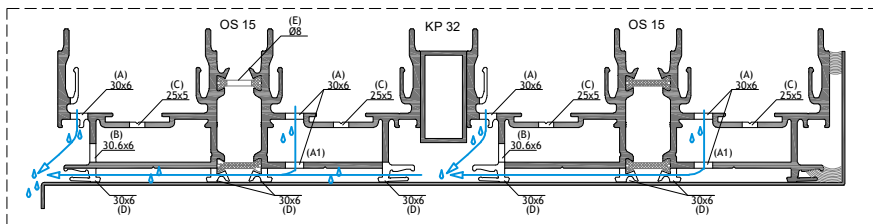
3.1. PLANO DE RASGOS DE DRENAGEM / VENTILAÇÃO

SLOT DRAIN WATER / VENT

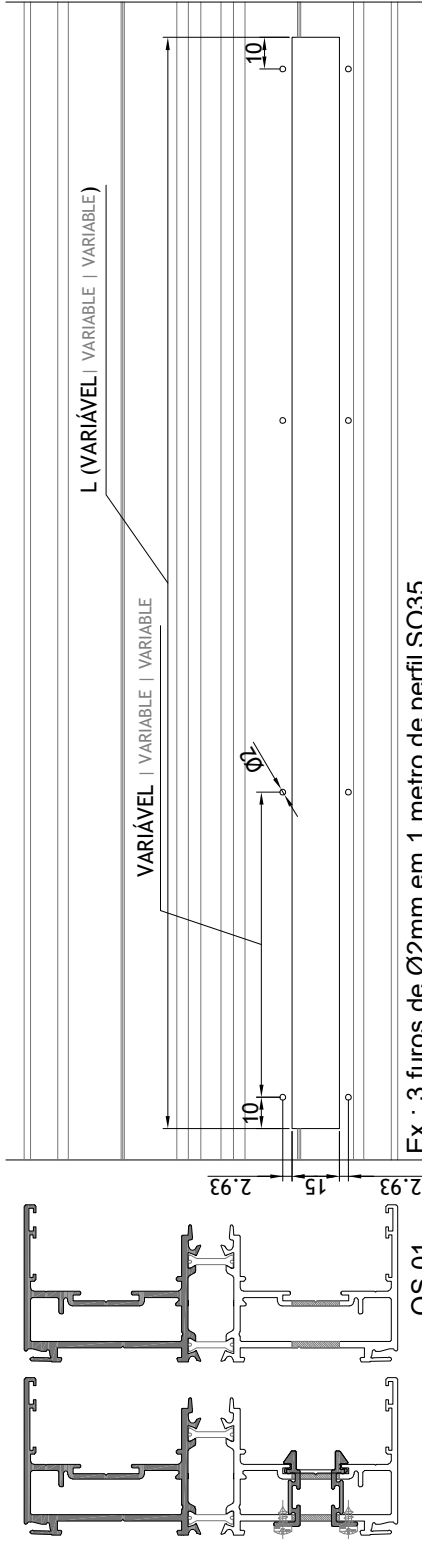
FENTES POUR DRAINAGE / VENTILATION



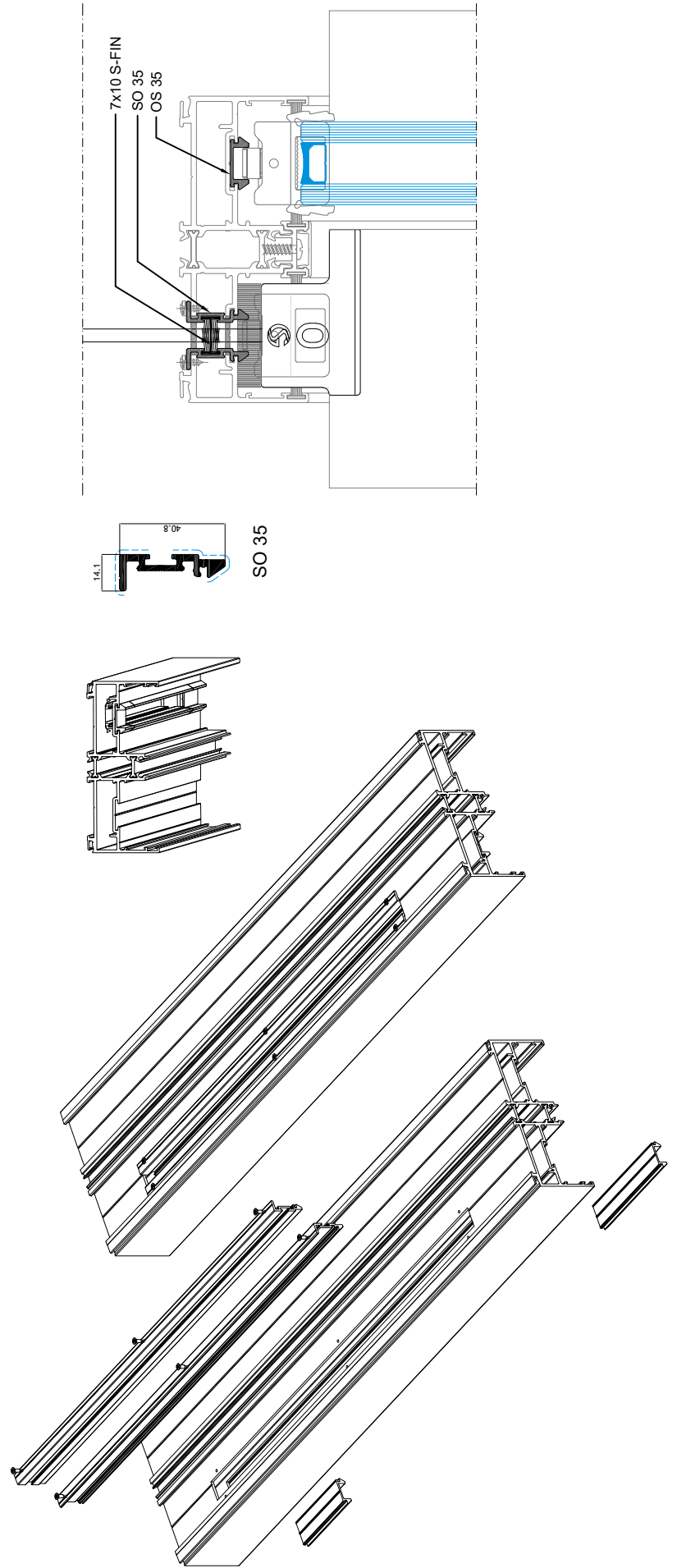
(D)
Rasgo/Drenagem inferior
Lower Slot drain water/vent
Fentes pour drainage/ventilation inférieur



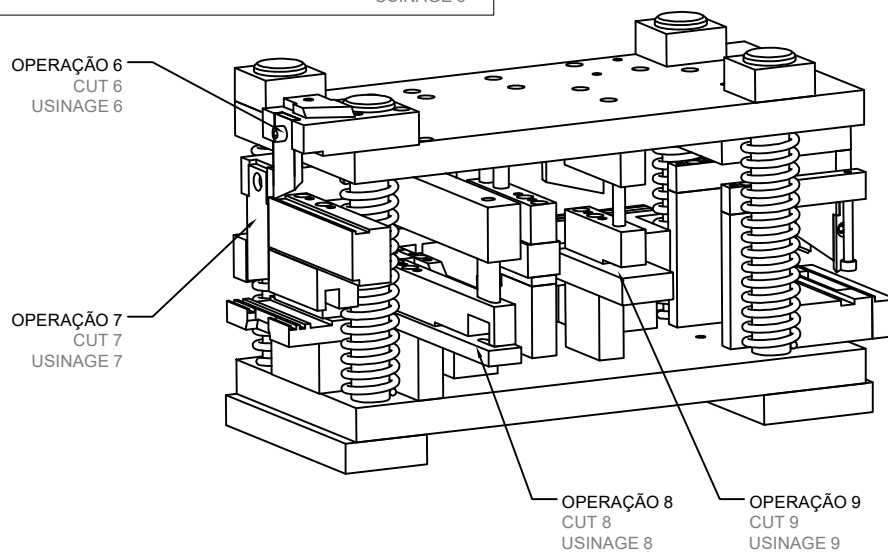
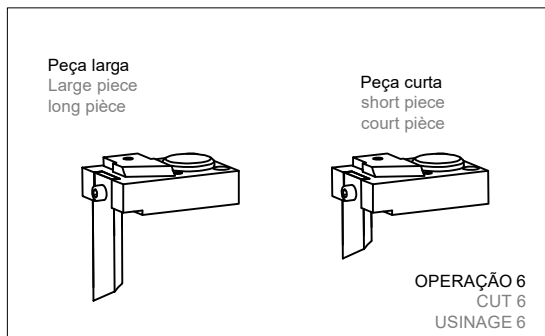
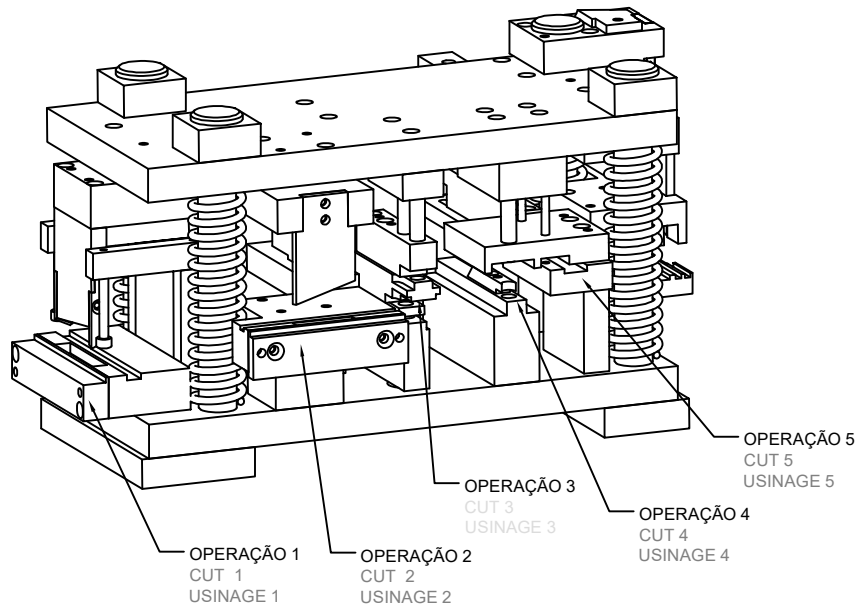
SO 35 PARA MOTORIZAÇÃO DA OS
SO 35 FOR OS MOTORIZATION
SO 35 POUR LA MOTORISATION DE OS



Ex.: 3 furos de Ø2mm em 1 metro de perfil SO35
Eg: 3 holes of Ø2mm in 1 meter profile SO35
Ex: 3 trous de Ø2mm dans un profil de 1 mètre SO35

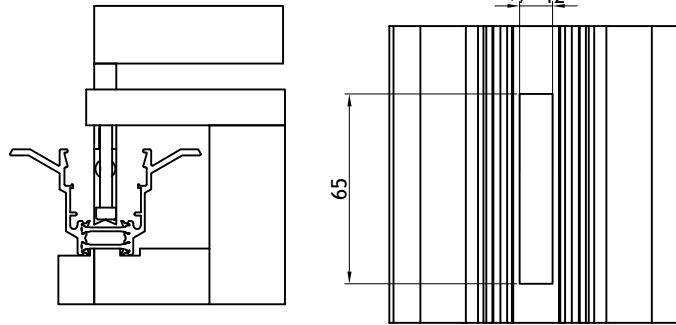


CUNHOS OS DOUBLE | CUTTING TOOL OS DOUBLE | MATRICE DE DÉCOUPAGE
Operações diversas | Several operations | Operations Diverses

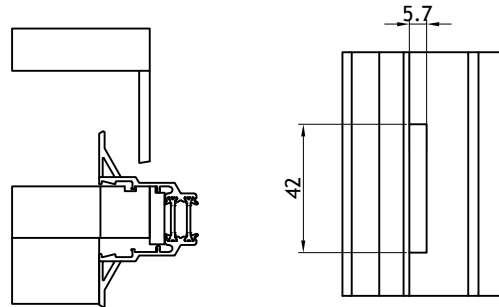


CUNHOS OS DOUBLE | CUTTING TOOL OS DOUBLE | MATRICE DE DÉCOUPAGE
Operações diversas | Several operations | Operations Diverses

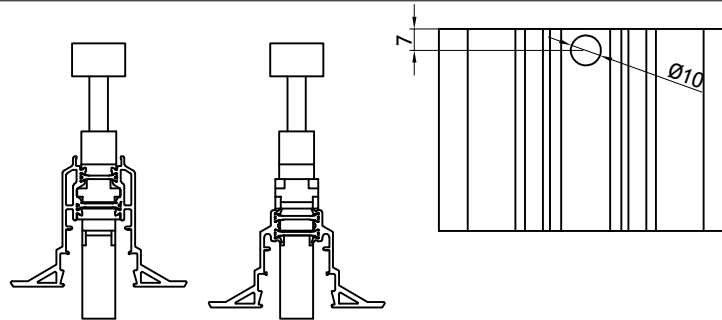
OPERAÇÃO 1 | CUT 1 | USINAGE 1
MECANIZAÇÃO NA POLIAMIDA PARA FECHO LATERAL
POLYAMIDE MECHANIZATION FOR LATERAL LOCK
MÉCANISATION DE POLYAMIDE POUR FERMETURE LATÉRALE



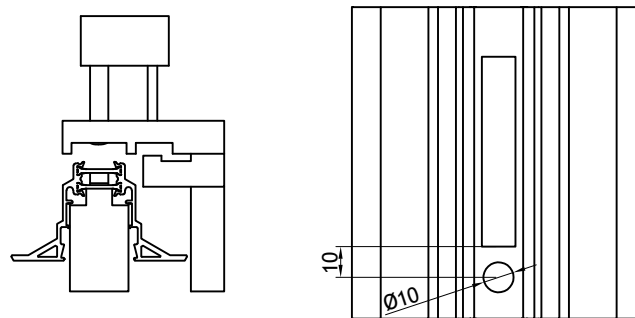
OPERAÇÃO 2 | CUT 2 | USINAGE 2
MECANIZAÇÃO PARA FECHO LATERAL
MECHANIZATION FOR LATERAL LOCK
MÉCANISATION POUR FERMETURE LATÉRALE



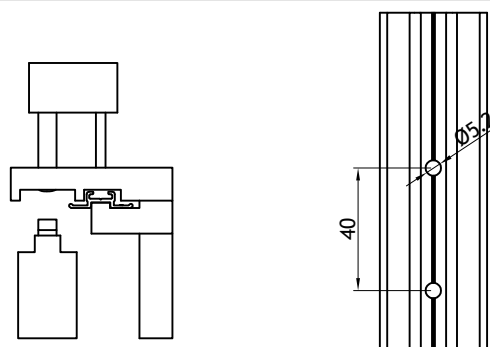
OPERAÇÃO 3 | CUT 3 | USINAGE 3
MECANIZAÇÃO PARA TOPOS LATERAIS
MECHANIZATION FOR LATERAL END PIECE
MÉCANISATION POUR LATÉRALE BOUCHON



OPERAÇÃO 4 | CUT 4 | USINAGE 4
MECANIZAÇÃO PARA MOLA DE RETENÇÃO (posterior à mecanização 1)
MECHANIZATION FOR RETENTION SPRING (after cutting 1)
MÉCANISATION POUR RESSORT DE RETENTION (après usinage 1)

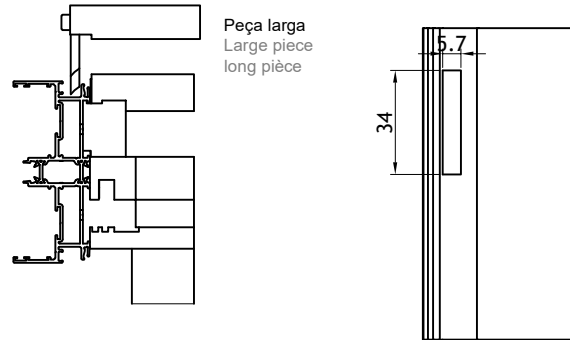


OPERAÇÃO 5 | CUT 5 | USINAGE 5
MECANIZAÇÃO DA VARETA
ROD MECHANIZATION
MÉCANISATION DE LA CREMONE

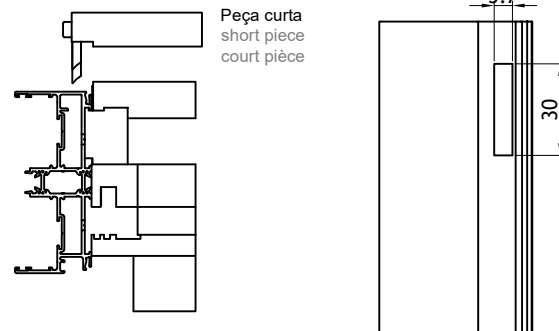


CUNHOS OS DOUBLE | CUTTING TOOL OS DOUBLE | MATRICE DE DÉCOUPAGE
Operações diversas | Several operations | Operations Diverses

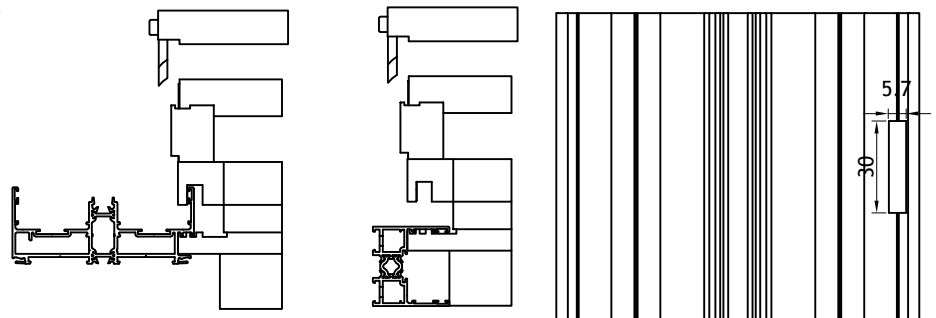
OPERAÇÃO 6 | CUT 6 | USINAGE 6
MECANIZAÇÃO PARA DRENAGEM EXTERIOR (CÂMARA)
EXTERIOR DRAINAGE MECHANIZATION (CHAMBER)
MÉCANISATION D'ÉVACUATION EXTÉRIEURE (CAMÉRA)



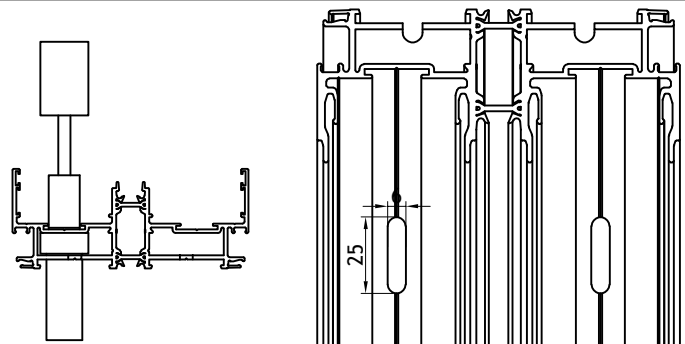
OPERAÇÃO 6 | CUT 6 | USINAGE 6



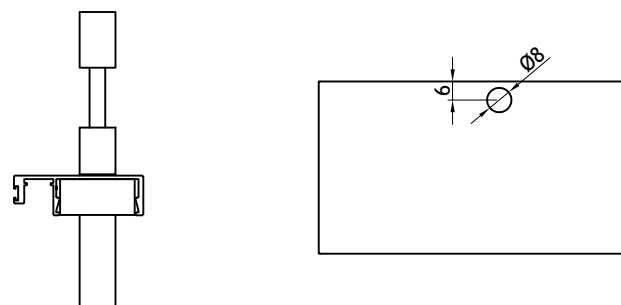
OPERAÇÃO 7 | CUT 7 | USINAGE 7
MECANIZAÇÃO PARA DRENAGEM SUPERIOR DO RAIL
DRAINAGE MÉCANISATION FOR TOP RAIL
MÉCANISATION D'ÉVACUATION DU RAIL DESSUS



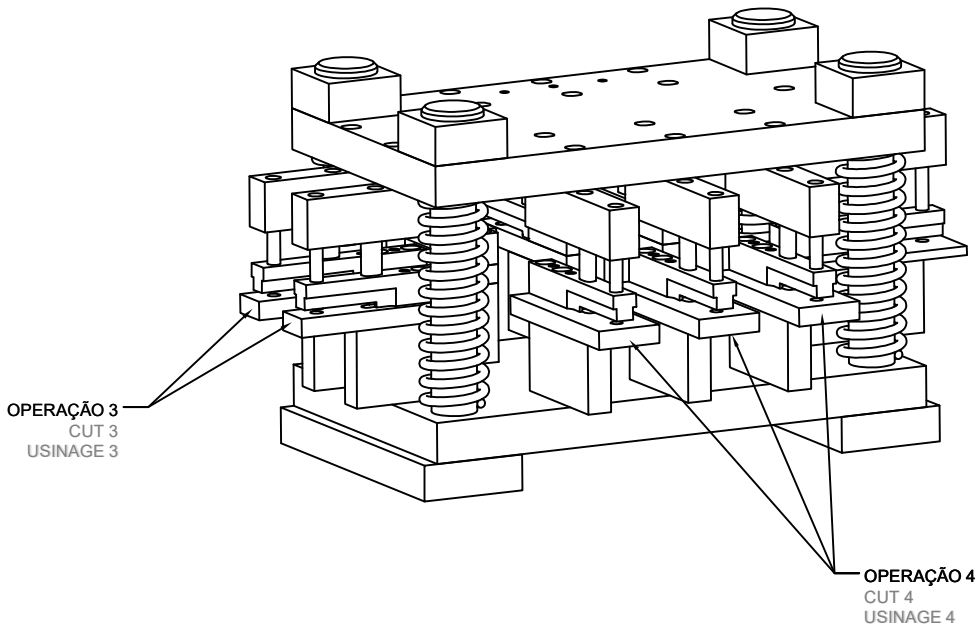
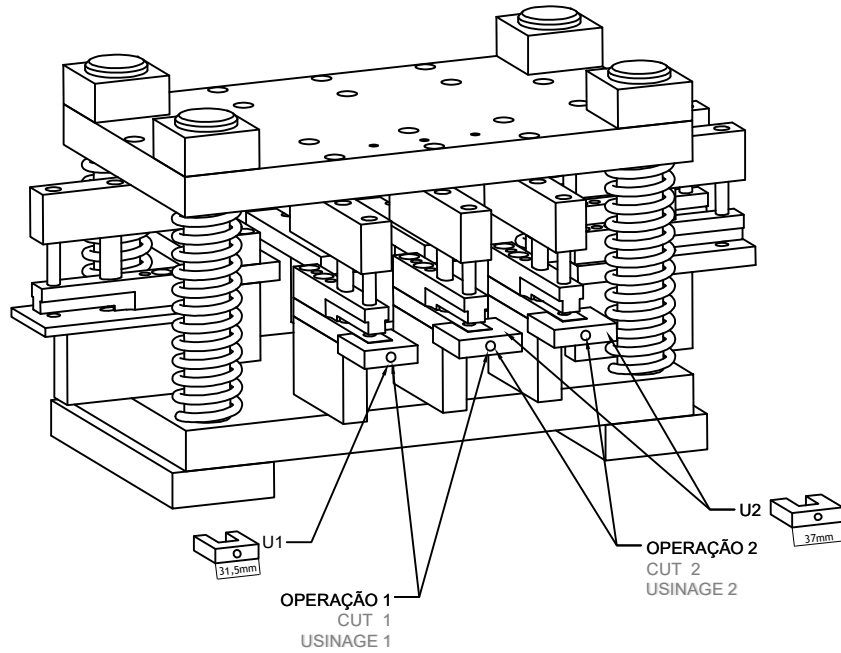
OPERAÇÃO 8 | CUT 8 | USINAGE 8
MECANIZAÇÃO PARA DRENAGEM INTERIOR (CÂMARA)
INTERIOR DRAINAGE MECHANIZATION (CHAMBER)
MÉCANISATION D'ÉVACUATION INTÉRIEURE (CAMÉRA)



OPERAÇÃO 9 | CUT 9 | USINAGE 9
MECANIZAÇÃO DOS TOPOS CENTRAI SOLEIRA OCULTA
MECHANIZATION OF THE CENTRAL TOPS CONCEALED SILL
MÉCANISATION DU BOUCHON CENTRAL SEUIL CACHÉ



CUNHOS OS DOUBLE | CUTTING TOOL OS DOUBLE | MATRICE DE DÉCOUPAGE
Operações para esquadros | corners operations | Operations pour équerre

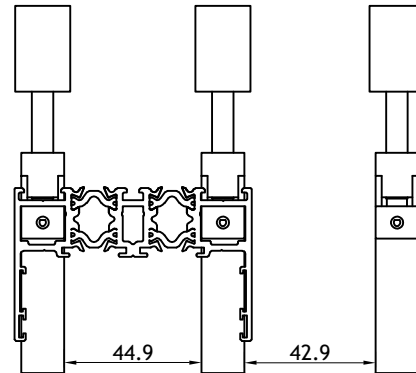


CUNHOS OS DOUBLE | CUTTING TOOL OS DOUBLE | MATRICE DE DÉCOUPAGE

Operações para esquadros | corners operations | Operations pour équerre

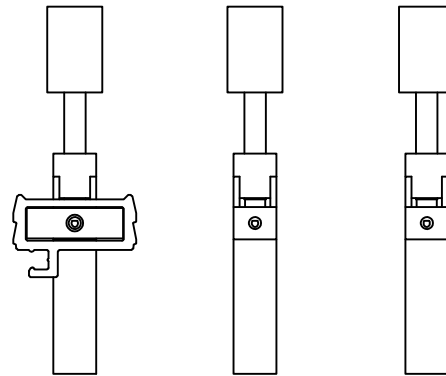
OPERAÇÃO 1 | CUT 1 | USINAGE 1
MECANIZAÇÃO PARA ESQUADRO - sem usar as ref. "U"
CORNER FOR MECHANIZATION - Without using the ref. "U"
MÉCANISATION POUR ÉQUERRE - Sans utiliser les ref. "U"

Para os perfis | for profiles | pour les profils
OS54 e | and | et OS56



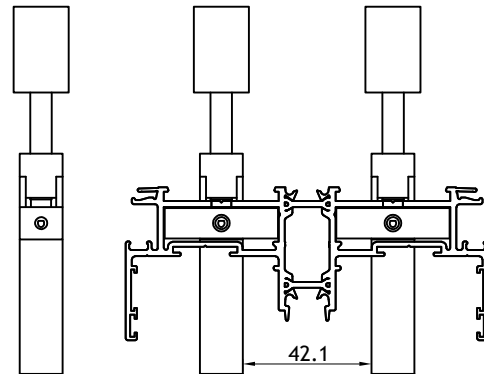
OPERAÇÃO 1 | CUT 1 | USINAGE 1
MECANIZAÇÃO PARA ESQUADRO - Usar as ref. "U"
CORNER FOR MECHANIZATION - Using the ref. "U"
MÉCANISATION POUR ÉQUERRE - Utiliser les ref. "U"

Para o perfil | for profile | pour le profil
OS47



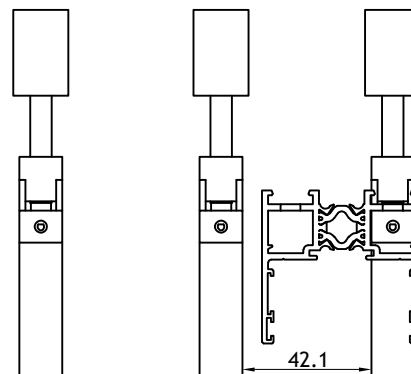
OPERAÇÃO 2 | CUT 2 | USINAGE 2
MECANIZAÇÃO PARA ESQUADRO - Usar 2x ref. "U2"
CORNER FOR MECHANIZATION - Using 2x ref. "U2"
MÉCANISATION POUR ÉQUERRE - Utiliser 2x ref. "U2"

Para os perfis | for profiles | pour les profils
OS01; OS05; OS15; OS21 e | and | et OS56



OPERAÇÃO 2 | CUT 2 | USINAGE 2
MECANIZAÇÃO PARA ESQUADRO - sem usar as ref. "U"
CORNER FOR MECHANIZATION - Without using the ref. "U"
MÉCANISATION POUR ÉQUERRE - Sans utiliser les ref. "U"

Para os perfis | for profiles | pour les profils
OS16 e | and | et OS64

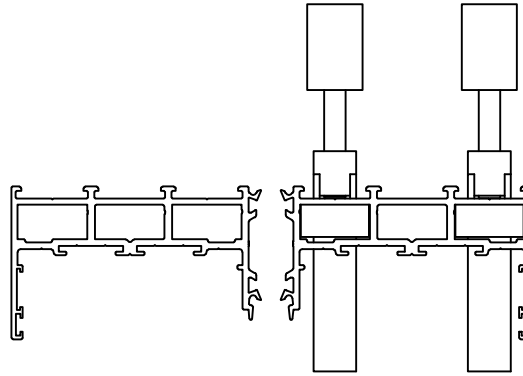


CUNHOS OS DOUBLE | CUTTING TOOL OS DOUBLE | MATRICE DE DÉCOUPAGE
Operações para esquadros | corners operations | Operations pour équerre

OPERAÇÃO 3 | CUT 3 | USINAGE 3
MECANIZAÇÃO PARA ESQUADRO
CORNER FOR MECHANIZATION
MÉCANISATION POUR ÉQUERRE

Para os perfis | for profiles | pour les profils

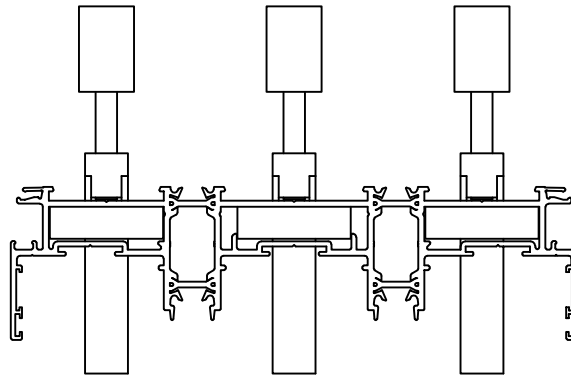
OS03; OS04; OS09; OS23; OS39; OS43; OS44 e | and | et OS89



OPERAÇÃO 4 | CUT 4 | USINAGE 4
MECANIZAÇÃO PARA ESQUADRO
CORNER FOR MECHANIZATION
MÉCANISATION POUR ÉQUERRE

Para os perfis | for profiles | pour les profils

OS19; OS29; OS71 e | and | et OS73



INTENCIONALMENTE EM BRANCO
INTENTIONALLY BLANK
INTENTIONNELLEMENT BLANCHE

3. MONTAGEM DOS PERFIS

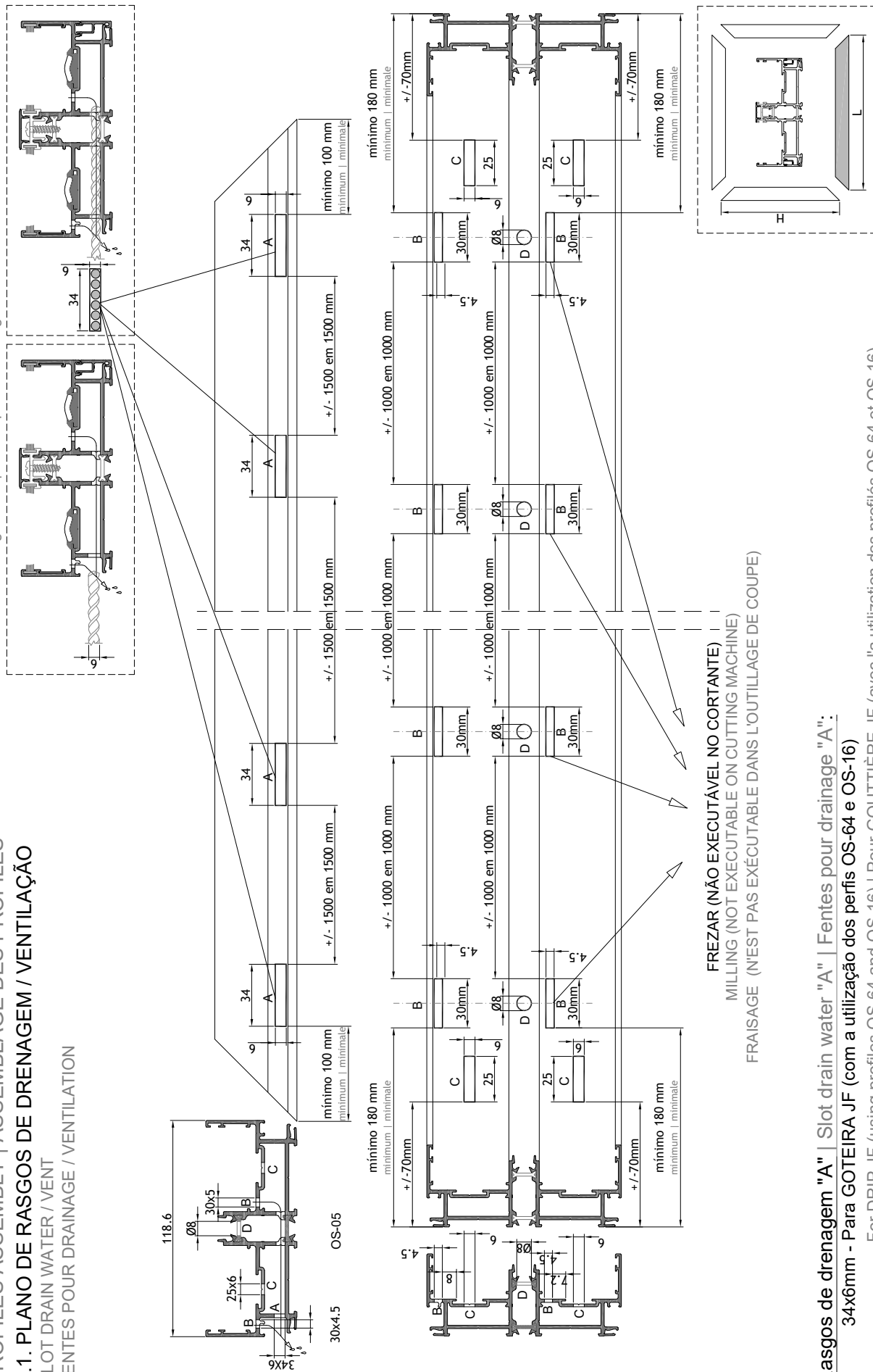
PROFILES ASSEMBLY | ASSEMBLAGE DES PROFILÉS

3.1. PLANO DE RASGOS DE DRENAGEM / VENTILAÇÃO

SLOT DRAIN WATER / VENT
FENTES POUR DRAINAGE / VENTILATION

Furos para drenagem da 2ª câmara

2nd chamber drainage holes | Fentes pour la drainage de la 2^{ème} chambre



FREZAR (NÃO EXECUTÁVEL NO CORTANTE)

MILLING (NOT EXECUTABLE ON CUTTING MACHINE)

FRAISAGE (N'EST PAS EXÉCUTABLE DANS L'OUTILLAGE DE COUPE)

Rasgos de drenagem "A" | Slot drain water "A" | Fentes pour drainage "A":

34x6mm - Para GOTEIRA JF (com a utilização dos perfis OS-64 e OS-16)

For DRIP JF (using profiles OS-64 and OS-16) | Pour GOUTTIÈRE JF (avec l'utilisation des profilés OS-64 et OS-16)

30x6mm - Para GOTEIRA SOS C/VÁLVULA (com a utilização dos restantes perfis de soleira)

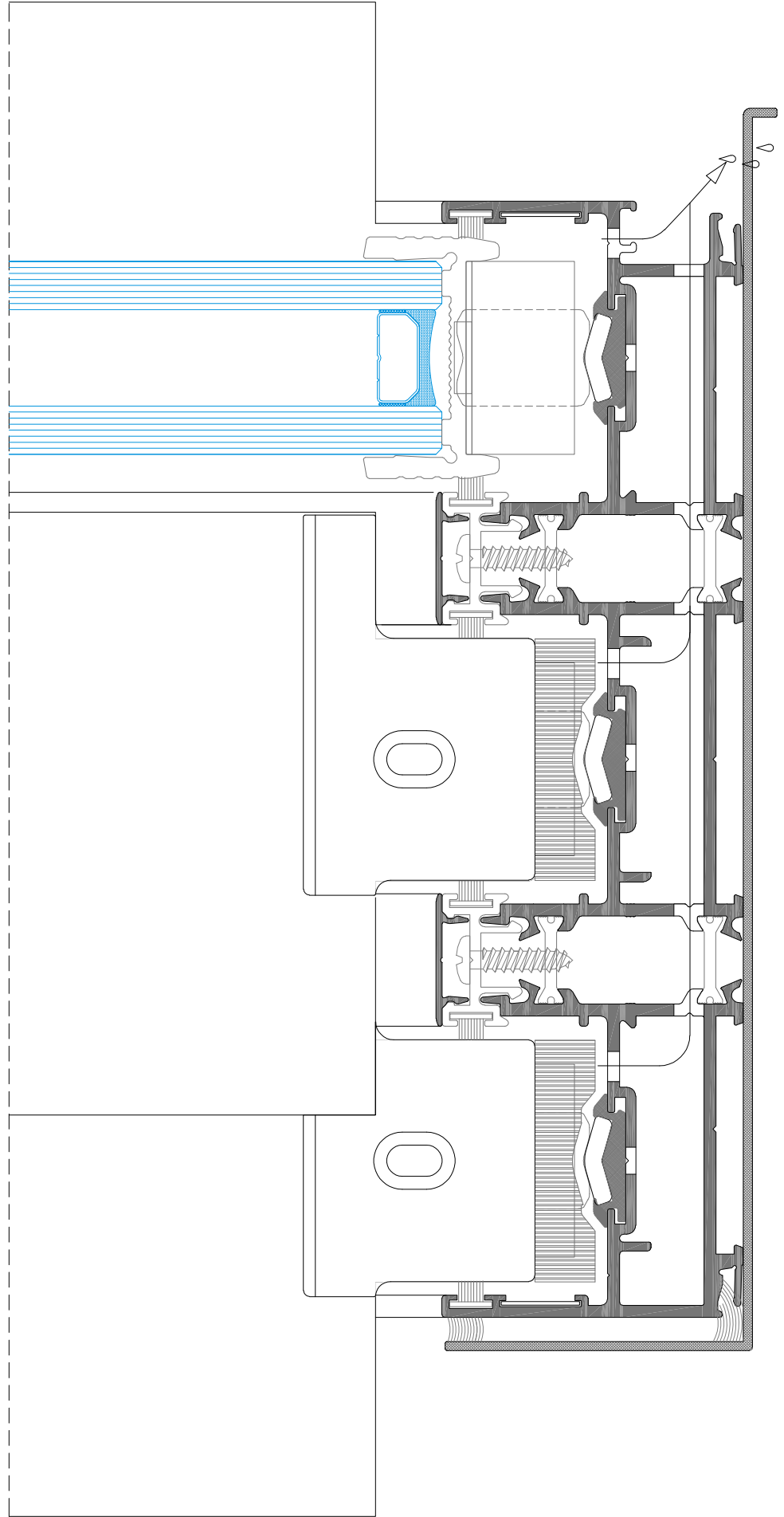
For DRIP SOS (with the use of the remaining sill profiles) | Pour GOUTTIÈRE JF (avec l'utilisation des autres profilés de seuil)

3. MONTAGEM DOS PERFIS

PROFILES ASSEMBLY | ASSEMBLAGE DES PROFILÉS

3.1. PLANO DE RASGOS DE DRENAGEM / VENTILAÇÃO

SLOT DRAIN WATER / VENT | FENTES DE DRAINAGE / VENTILATION



4. MONTAGEM DAS FERRAGENS E ACESSÓRIOS

HARDWARE AND ACCESSORIES ASSEMBLY | ASSEMBLAGE DES FERRURES ET ACCESSOIRES

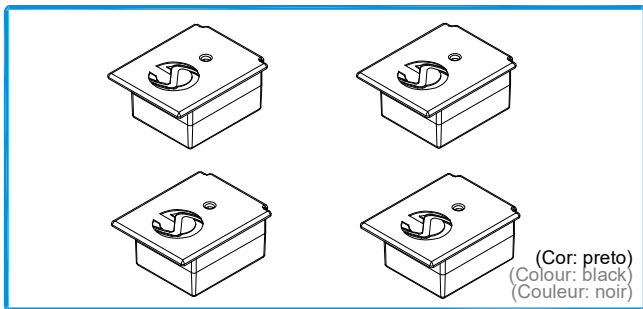
4.1 APLICAÇÃO DE TOPOS

END-CAPS APPLICATION | APPLICATION DES EMBOUTS

4.1.2 APLICAÇÃO DE TOPOS NOS PERFIS OS 51 E OS 61

END-CAPS APPLICATION ON OS 51 AND OS 61 PROFILES

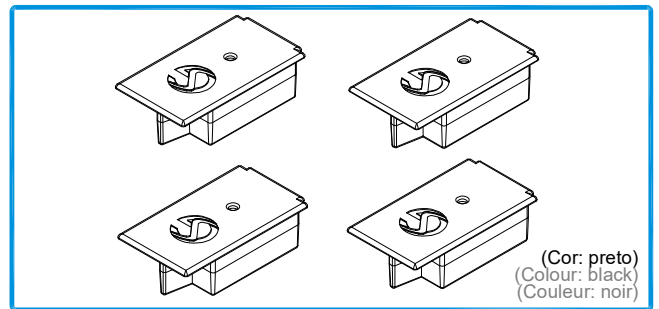
APPLICATION DES EMBOUTS DANS LES PROFILÉS OS 51 ET OS 61



212065

CONJUNTO TOPOS OS-51
OS 51 END-CAPS KIT
KIT D'EMBOUITS OS 51

(Cor: preto)
(Colour: black)
(Couleur: noir)

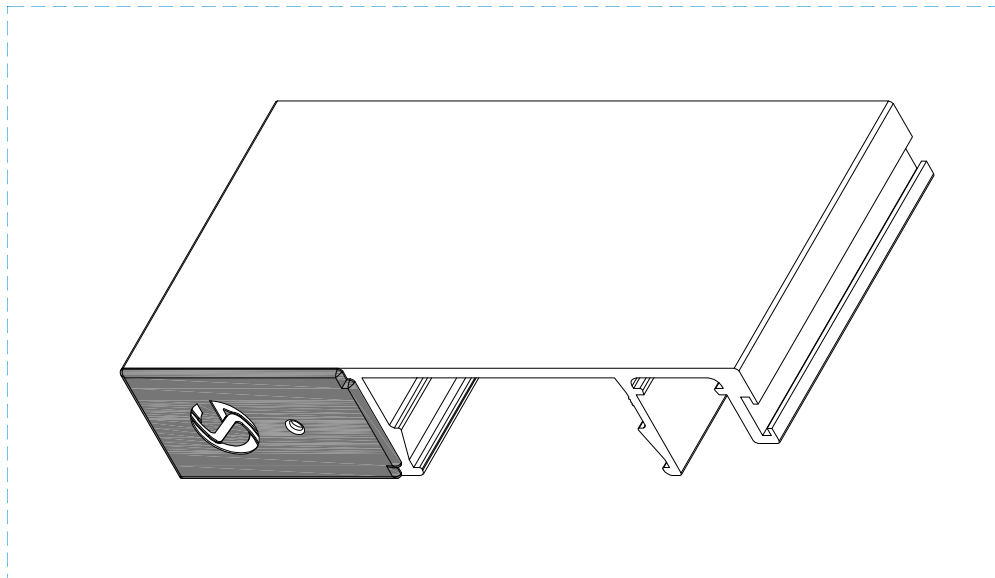


212066

CONJUNTO TOPOS OS-61
OS 61 END-CAPS KIT
KIT D'EMBOUITS OS 61

(Cor: preto)
(Colour: black)
(Couleur: noir)

PORMENOR DE MONTAGEM ASSEMBLY DETAIL | DÉTAIL D'ASSEMBLAGE



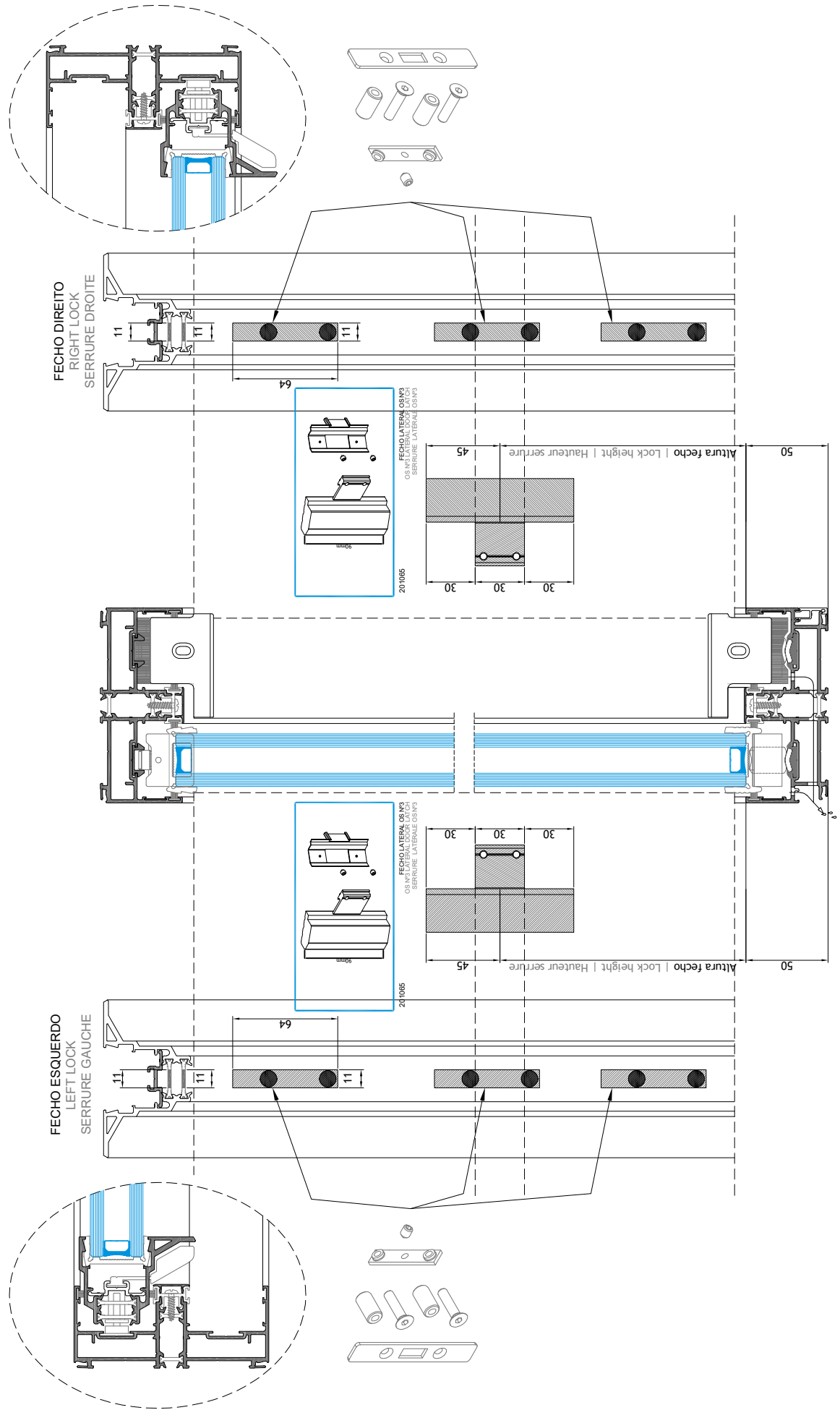
4. MONTAGEM DAS FERRAGENS E ACESSÓRIOS

HARDWARE AND ACCESSORIES ASSEMBLY | ASSEMBLAGE DES FERRURES ET ACCESSOIRES

4.1 APLICAÇÃO DOS FECHOS MULTIPONTO NOS AROS MÓVEIS LATERAIS

APPLICATION OF MULTIPOINT LOCKS IN THE LATERAL MOBILE FRAMES

APPLICATION DES FERMETURES MULTI-POINTS DANS LES CADRES OUVRANTS LATÉRAUX

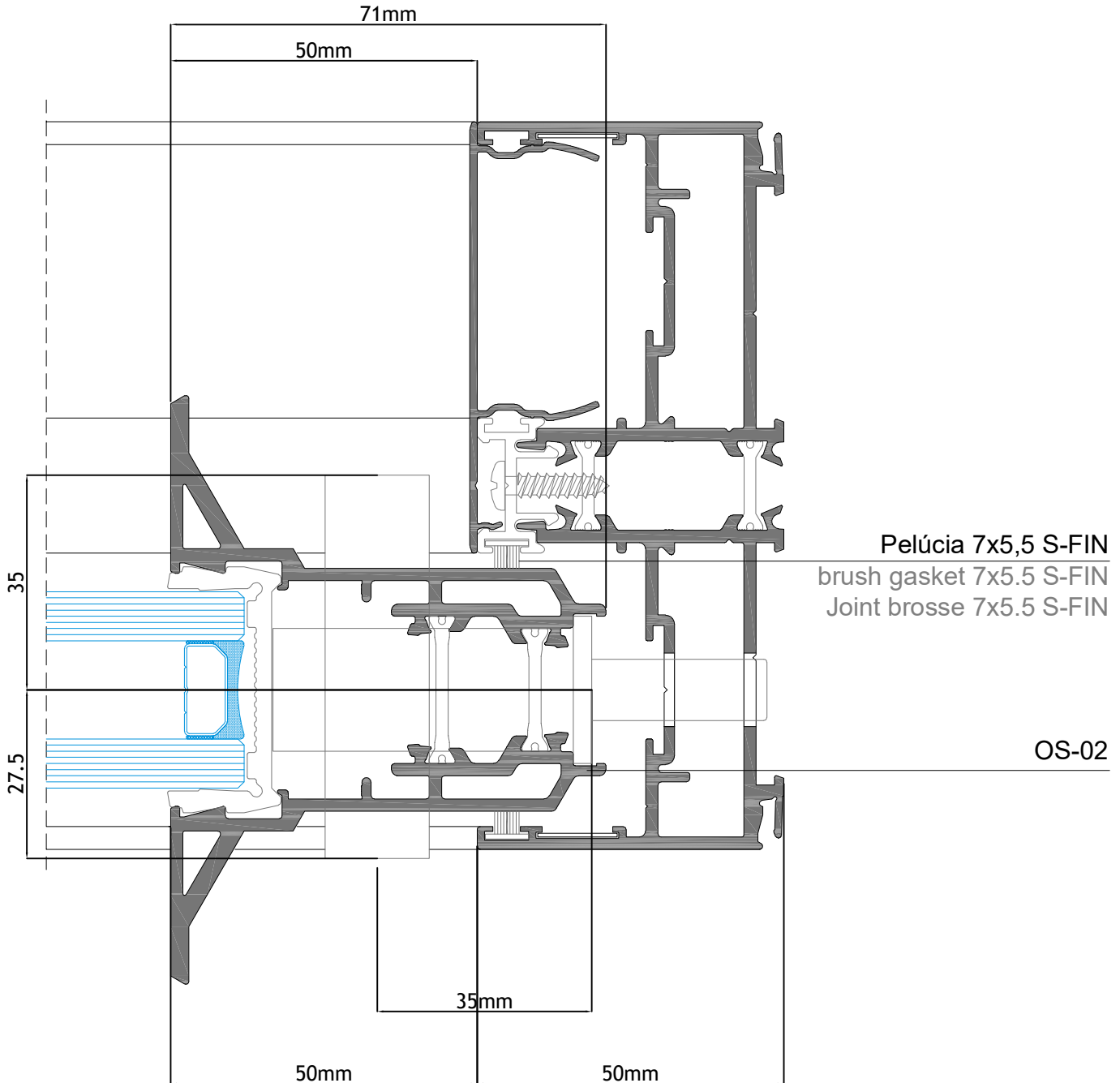


4. MONTAGEM DAS FERRAGENS E ACESSÓRIOS

HARDWARE AND ACCESSORIES ASSEMBLY | ASSEMBLAGE DES FERRURES ET ACCESSOIRES

4.3 FECHADURA OS

OS LOCK | SERRURE OS



4. MONTAGEM DAS FERRAGENS E ACESSÓRIOS

HARDWARE AND ACCESSORIES ASSEMBLY | ASSEMBLAGE DES FERRURES ET ACCESSOIRES

4.3 FECHADURA OS

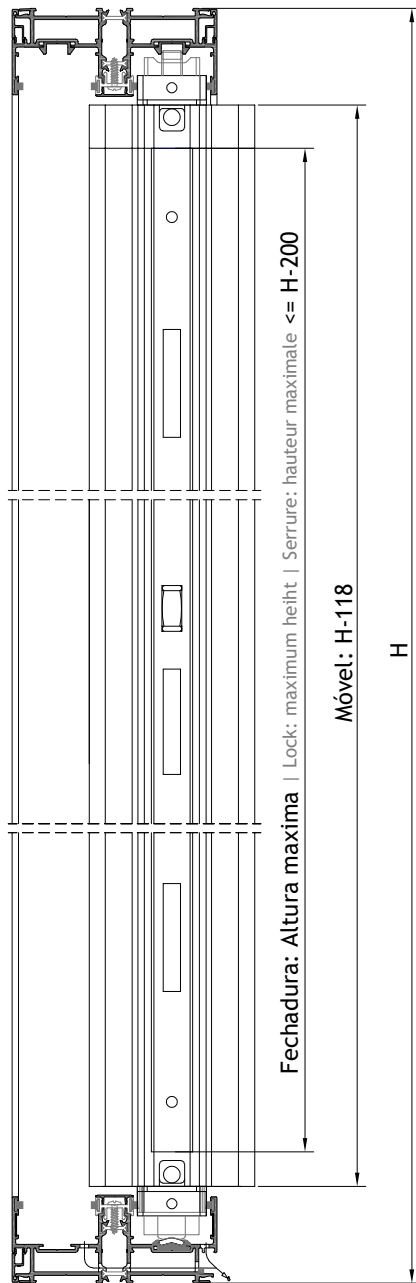
OS LOCK | SERRURE OS

Referências SOSOARES:

Sosoares references | Références Sosoares

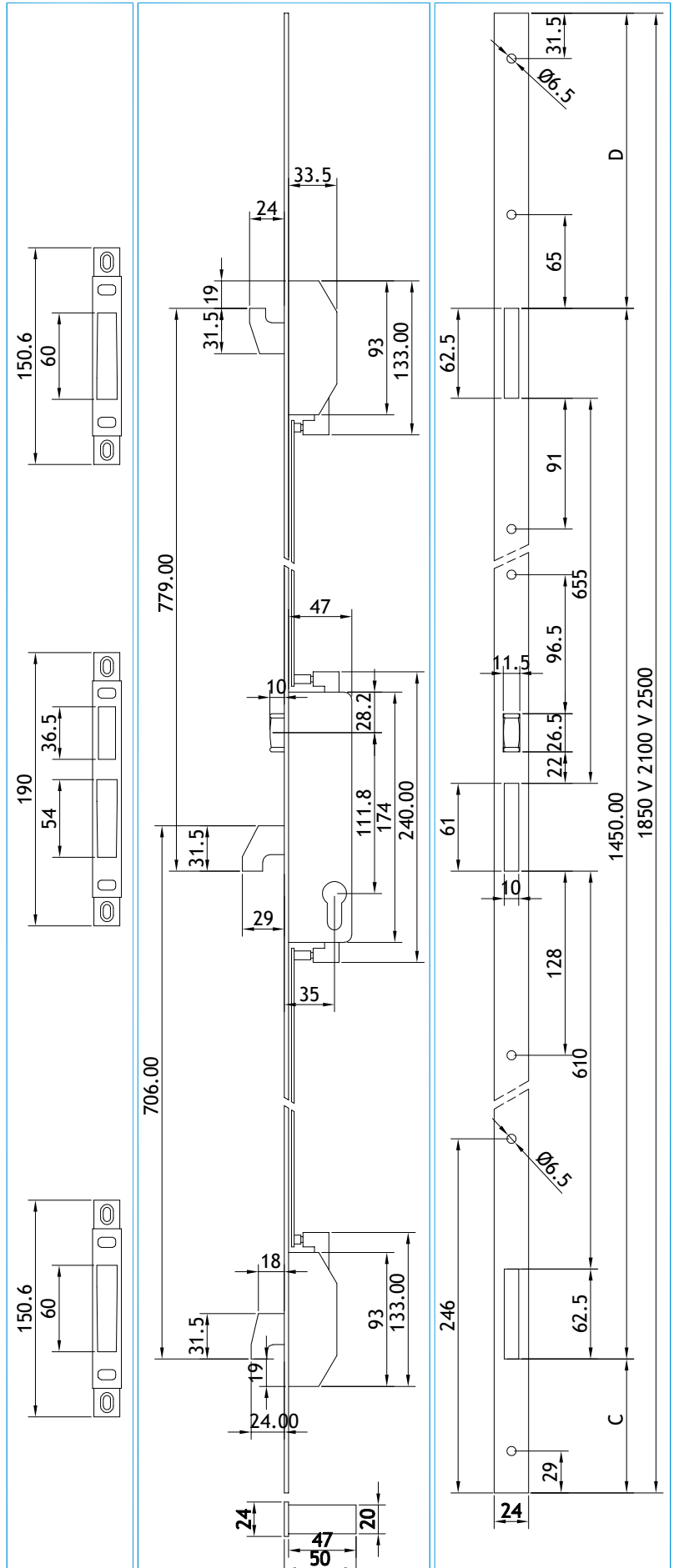
Fechaduras | Lockers OS | Serrures OS:

- OS c/ 1850mm (Cód:201053)
- OS c/ 2100mm (Cód:201054)
- OS c/ 2500mm (Cód:201055)

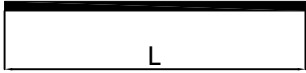
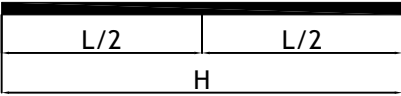
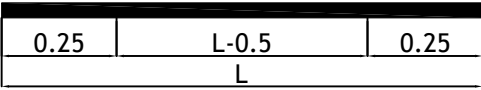
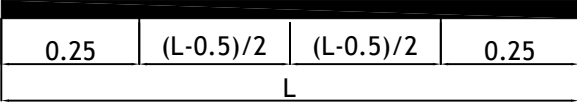


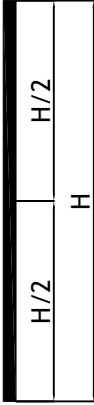
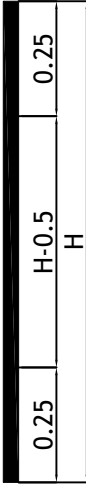
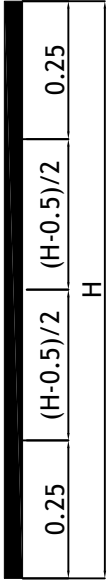
H(altura do vão) H (frame height) H (hauteur du cadre)	FECHADURA LOCK SERRURE
2000* - 2250 mm	1850mm
2251 - 2655 mm	2100mm
2656 - 3000 mm	2500mm

* Para vão com altura(H) inferior a 2000mm será usada uma fechadura de 1 ponto
For frames with height (H) less then 2000mm, it will be used a 1 point lock
Pour cadres avec hauteur (H) inférieur à 2000mm, seaurá utilisé une serrure de 1 point



6. FIXAÇÃO DOS CAIXILHOS EM OBRA FFRAMES FIXING | FIXATION DES CHÂSSIS

$L \leq 0.90 \text{ m}$ 
Nenhuma Fixação No fixations Pas des fixations
$0.90 < L \leq 1.60 \text{ m}$ 
1 Fixação 1 fixation 1 fixation
$1.60 < L \leq 2.40 \text{ m}$ 
2 Fixações 2 fixations 2 fixations
$2.40 < L \leq 3.20 \text{ m}$ 
3 Fixações 3 fixations 3 fixations
$L > 3.20 \text{ m}$ 1 Fixação a mais por cada trecho suplementar de 0.80 m 1 extra fixation for each additional section of 0.80 m 1 fixation plus pour chaque section supplémentaire de 0,80 m

$H \leq 0.65 \text{ m}$ 	$0.65 \text{ m} < H \leq 1.45 \text{ m}$ 	$1.45 \text{ m} < H \leq 2.45 \text{ m}$ 
1 Fixação 1 fixation 1 fixation	2 Fixações 2 fixations 2 fixations	3 Fixações 2 fixations 2 fixations

5. COLOCAÇÃO DOS VIDROS NO CAIXILHO

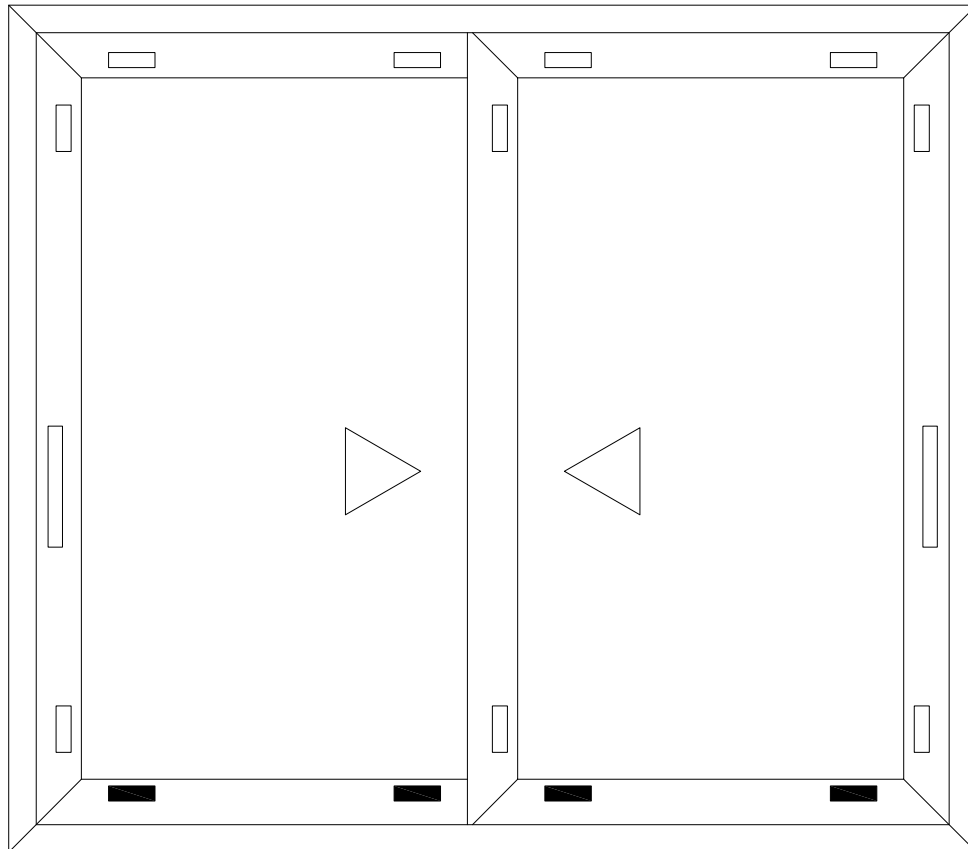
GLAZING PLACEMENT IN FRAME | MISE DES VERRES DANS LE CHÂSSIS

5.1. Posicionamento dos calços

Shims positioning | Positionnement des cale

5.2. Aplicação dos vedantes dos vidros



Application of glazing sealents | Application des étanchéités des verre



LOCALIZAÇÃO DOS CALÇOS PARA VIDROS

GLAZING SHIMS LOCATION | EMBLACEMENT DES CALES POUR VERRES

LEGENDA

- 
CALÇOS DE APOIO DOS VIDROS
 GLAZING SUPPORT SHIMS | CALES D'ASSISE DES VERRES
- 
CALÇOS PERIFÉRICOS NORMAIS
 PHANGER SHIMS | CALES PÉRIPHÉRIQUES

Este Catálogo Técnico poderá sofrer alterações por motivos técnicos, sem aviso prévio. Qualquer encomenda deverá ser sujeita a confirmação dos nossos serviços.

This Technical Catalogue might be subjected to changes due to technical reasons , without previous warning. All orders must pass through the confirmation of our technical services.

Ce Catalogue Technique pourra être modifié sans pré avis de notre part, due à des raisons techniques. Toute commande devra être confirmée par nos services.



SISTEMAS
EURO 2000 [®]
PERFIS DE ALUMÍNIO E VIDROS PARA ARQUITECTURA

ALFA SUL
EN Lisboa-Sintra Km 14
2725-937 Mem Martins
T: +351 219 265 090 | F: +351 219 265 098
E: alfa.sul@sosoares.pt

ALULIDER
Pavilhão Industrial H - Plataforma 13D
Zona Franca Industrial
9200-047 Caniçal - Madeira
T: +351 291 960 494 | F: +351 291 960 497
E: alulider@sosoares.pt

METALFER
Travessa do Bolegão, 146
Apartado 1
3754-904 Fermentelos
T: +351 234 729 740 | F: +351 234 729 741
E: metalfer@sosoares.pt

PERFIS OEIRAS
Rua da Colónia - Quinta da Cardosa
Apartado 214 - Abrunheira
2711-952 Sintra
T: +351 219 156 660 | F: +351 219 156 661
E: perfis.oeiras@sosoares.pt

PORTALEX
Estrada de S. Marcos, 23
2735-521 Cacém
T: +351 210 412 500 | F: +351 210 412 507
E: comercial@portalex.eu

SOSOARES
Rua do Campo Alegre, 474
4150-170 Porto
T: +351 226 096 709 | F: +351226 005 642
E: comercial@sosoares.pt

www.sosoares.pt
www.portalex.eu