

JE

sistema perimetral reto com corte térmico
straight perimetral system with thermal break
système périmétral droit avec rupture de pont thermique



House in Quinta do Peru | Portugal | Miguel Valente Architect

CATÁLOGO TÉCNICO

TECHNICAL CATALOGUE | CATALOGUE TECHNIQUE



SISTEMAS
EURO 2000®
PERFIS DE ALUMÍNIO E VIDROS PARA ARQUITECTURA



ÍNDICE
TABLE OF CONTENTS
TABLE DE MATIÈRES

APRESENTAÇÃO PRESENTATION PRÉSENTATION	I
LISTAGEM DE PERFIS PROFILES LIST LISTE DES PROFILÉS	II
LISTAGEM DE ACESSÓRIOS ACCESORIES LIST LISTE D'ACCESSOIRES	III
TIPOLOGIAS E MAPAS DE QUANTIDADES TYPOLOGIES AND QUANTITY MAPS TYPES ET CARTES DE QUANTITÉS	IV
MAQUINAÇÃO DOS PERFIS PROFILES MACHINING USINAGE DES PROFILÉS	V
DRENAGENS DRAINAGE DRAINAGE	VI
MONTAGEM DOS PERFIS PROFILES ASSEMBLY ASSEMBLAGE DES PROFILÉS	VII
MONTAGEM DAS FERRAGENS E ACESSÓRIOS HARDWARE AND ACCESSORIES ASSEMBLY ASSEMBLAGE DES FERRURES ET ACCESSOIRES	VIII
COLOCAÇÃO DOS VIDROS NO CAIXILHO GLAZING PLACEMENT IN FRAME MISE DES VERRRES DANS LE CHÂSSIS	IX
FIXAÇÃO DOS CAIXILHOS EM OBRA FRAMES FIXING FIXATION DES CHÂSSIS	X
ANOTAÇÕES NOTES REMARQUES	XI

sistema perimetral reto com corte térmico
straight perimetral system with thermal break
systeme périmétral droit avec rupture de pont thermique

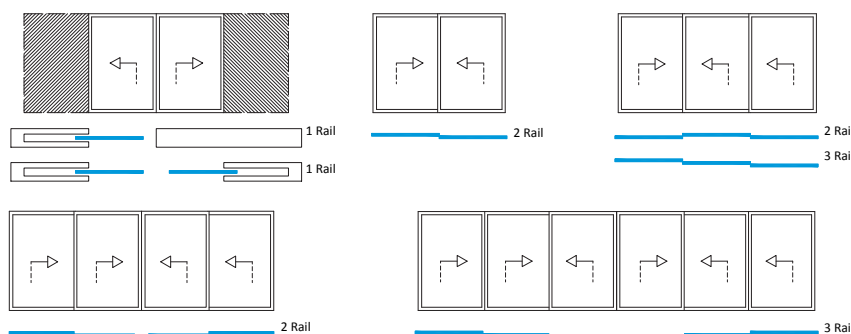


Este sistema é a resposta para uma arquitetura mais arrojada que não prescinde da volumetria para vencer vãos de grandes dimensões. Consiste num sistema de correr com rutura térmica melhorada (aro fixo: poliamidas 24mm / aro móvel: poliamidas 16mm), desenvolvido de forma a permitir a sua aplicação não só na nova construção como também na renovação de edifícios.



This system is the answer to a more daring architecture that does not obviate the volumetry to overcome large openings. It consists of a sliding system with improved thermal break fixed frame: 24mm polyamide / mobile frame: 16mm polyamide), developed to allow its application not only in new construction as well as in building renovation.

Ce système est la réponse a une architecture plus audacieuse qui ne dispense pas de la volumetrie a surmonter de grandes portees. Il se compose d'un système coulissant avec rupture de pont thermique améliorée (cadre fixe: polyamide 24mm / chassis mobile: polyamide 16mm), développe pour permettre son application non seulement dans la construction nouvelle mais aussi a la renovation des batiments.

APRESENTAÇÃO PRESENTATION PRÉSENTATION	Reta Straight Droite
DIMENSÕES DIMENSIONS DIMENSIONS	
aros fixos fixed frames cadre dormant	1-rail: 81mm 2-rail: 106mm 114mm 121mm 3-rail: 175mm 182mm 4-rail: 236mm
aro móvel mobile frame cadre ouvrant	45mm
ENCHIMENTO FILLING REMPLISSAGE	De 24 a 35mm From 24 to 35mm De 24 à 35mm
CORTES CUTS COUPES	45° 90°
VEDAÇÃO INSULATION ÉTANCHÉITÉ	Juntas em E.P.D.M. Pelúcias STOP-FIN EPDM joints STOP-FIN plush Joint en EPDM Joint brosse STOP-FIN
POLIAMIDA POLYAMIDE BARRETES	24mm (Aro fixo) 16 mm (Aro móvel) 24mm (Fixed frame) 16mm (Mobile frame) 24mm (Cadre dormant) 16mm (Cadre ouvrant)
FERRAGENS HARDWARE ACCESSOIRES	Sistema Elevador Multiponto (Vedação perimetral em juntas de E.P.D.M.) Sistema Multiponto de 300mm (2P), 600mm (2P), 1000mm (2P), 1600mm (4P) Multipoint Lifting System (Perimetral sealant in E.P.D.M. gaskets) Multipoint System 300mm (2P), 600mm (2P), 1000mm (2P), 1600mm (4P) Système Élévateur Multipoint (Joints périphériques d'étanchéité à E.P.D.M.) Système Multipoint de 300mm (2P), 600mm (2P), 1000mm (2P), 1600mm (4P)
PESO MÁXIMO MAXIMUM WEIGHT POIDS MAXIMALE	250 Kg/folha (JE normal e JE elevável) 250 Kg/sash (JE normal and JE lifting) 250Kg/vantail (JE normal et JE élévatoire)
ÁREA MÁXIMA MAXIMUM AREA AIRE MAXIMALE	5,00 m ² /folha sash vantail
ALTURA MÁXIMA MAXIMUM HEIGHT HAUTEUR MAXIMALE	2,80m/folha móvel sash vantail
ACABAMENTOS FINISHES FINITIONS	Lacados Anodizados Bicolores Powder coated Anodised Bicolour Laqué Anodisé Bicouleur



Desempenho do sistema
system performance
Performance du système

Ensaio Tests Essais	Permeabilidade ao AR AIR Permeability Perméabilité à l'AIR	Estanquidade à ÁGUA WATER Tightness Étanchéité à l'EAU	Resistência ao VENTO WIND Resistance Résistance au VENT
Janela 2 folhas - 1.475m x 1.225m 2 sashes window Fenêtre 2 vantaux Ensaio HIG336/09-ITeCons	3	7A	C5
Janela 2 folhas - 3.50m x 2.50m 2 sashes window Fenêtre 2 vantaux Ensaio 01/12 - LNEC/LEC	4	6A	B2
Janela 2 folhas - 2.20m x 2.25m 2 sashes door-window Porte fenêtre 2 vantaux Ensaio CSTB BV18-0164	 3	6B	C2
Janela 3 folhas - 3.30m x 2.25m 3 sashes door-window Porte fenêtre 3 vantaux Ensaio CSTB BV18-0164	 Esforços de manobra Maneuvering efforts Efforts de manoeuvres Permeabilidade ao AR AIR Permeability Perméabilité à l'AIR Estanquidade à ÁGUA WATER Tightness Étanchéité à l'EAU Resistência a abertura/fecho repetidos Resistance to repeated open/close Résistance à l'ouverture/fermeture répétées		
Janela 2 folhas - 2.40m x 2.25m 2 sashes door-window Porte fenêtre 2 vantaux Ensaio CSTB BV18-0165	 Esforços de manobra Maneuvering efforts Efforts de manoeuvres Estudo da variação do comportamento em relação a permeabilidade e deformações do ar Study of the variation of the behavior in relation to the air permeability and deformations Étude de la variation du comportement vis-à-vis de la perméabilité à l'air et des déformations		
Janela 2 folhas - 2.198m x 2.24m 2 sashes window Fenêtre 2 vantaux Ensaio CSTB BV18-0235	 Esforços de manobra Maneuvering efforts Efforts de manoeuvres Teste de luz do sol Sunshine Bench Essais d'ensoleillement		

AVIS TECHNIQUE FAVORÁVEL | AVIS TECHNIQUE FAVOURABLE: | AVIS TECHNIQUE FAVORABLE: DTA 6/18-2371_V2

Relatório Estudo Térmico nº. CSTB BV18-0274
Thermal study report | Rapport d'Etude Thermique

	Ug = W / (m² K)	Uw = W / (m² K)		
		Alumínio Aluminium Aluminium	NF EN ISO 10077-1	TGI
Aro fixo Fixed frame Dormant - JE 02 + JE 96 Aro móvel Mobile frame Ouvrant - JE 57 Aro central Central frame Chicane - JE 57 + JE 14 + 208300				
Janela 2 folhas - 1.53m x 1.48m (LxH) 2 sashes window Fenêtre 2 vantaux	1,0	2,5	2,5	2,4
	1,1	2,6	2,6	2,5
Aro fixo Fixed frame Dormant - JE 02 + JE 96 Aro móvel Mobile frame Ouvrant - JE 57 Aro central Central frame Chicane - JE 57 + JE 25 + JE 14 + 208300				
Janela 2 folhas - 1.53m x 1.48m (LxH) 2 sashes window Fenêtre 2 vantaux	1,0	2,6	2,6	2,5
	1,1	2,7	2,7	2,6
Aro fixo Fixed frame Dormant - JE 02 + JE 96 Aro móvel Mobile frame Ouvrant - JE 57 Aro central Central frame Chicane - JE 57 + JE 25 + JE 14 + 208300				
Janela 2 folhas - 2.35m x 2.18m (LxH) 2 sashes window Fenêtre 2 vantaux	1,0	2,1	2,1	2,0
	1,1	2,2	2,2	2,1

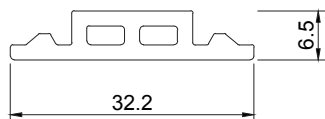
LISTAGEM DE PERFIS
PROFILES LIST
LISTE DES PROFILÉS



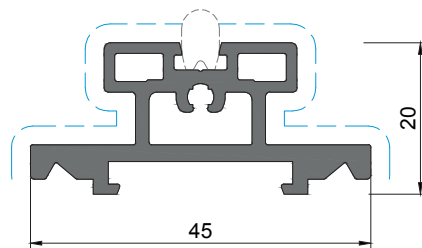
Arco House | Portugal | Frari Architecture Network | Ivo Tavares Photography



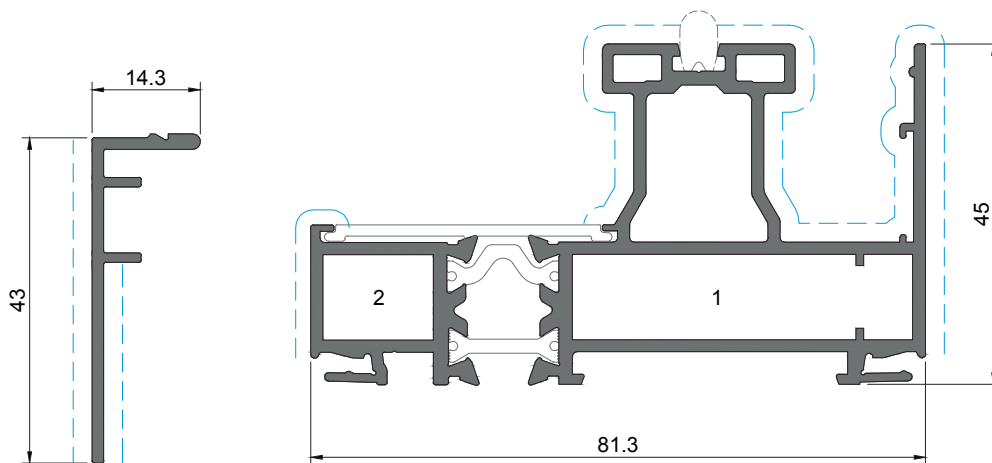
House | Portugal



RT 010
(EPDM 90 shore)

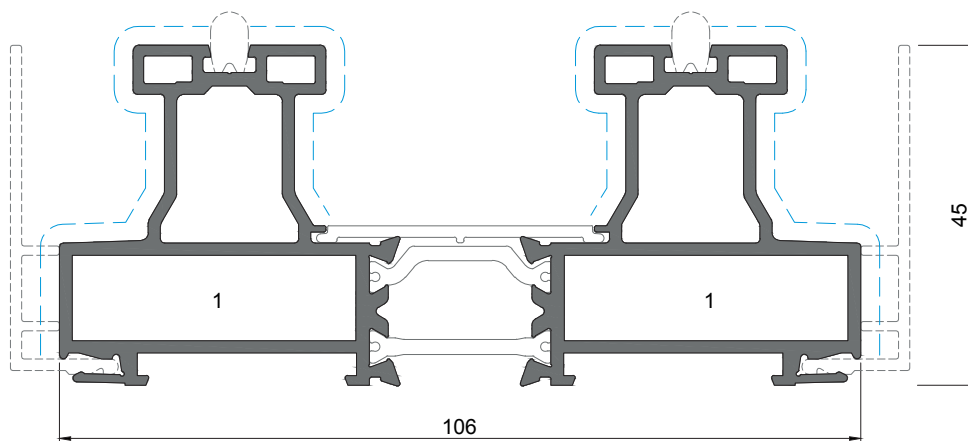


JE 42



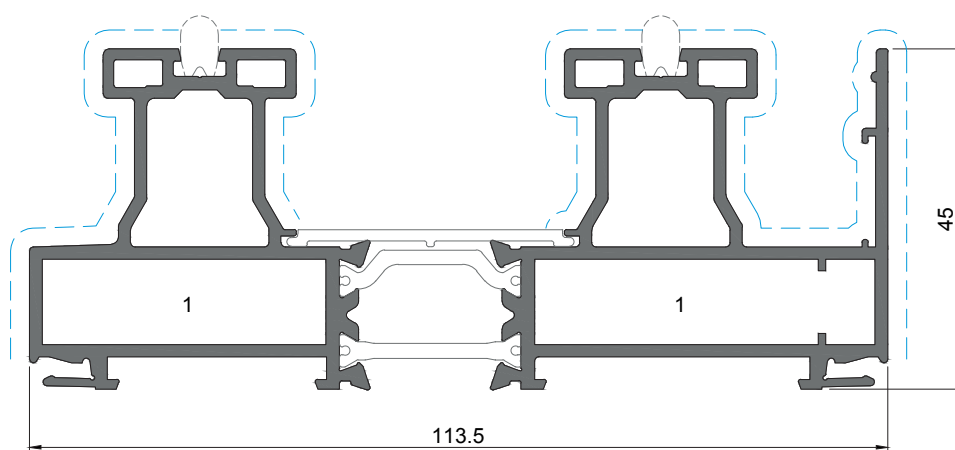
JE 80

JE 64

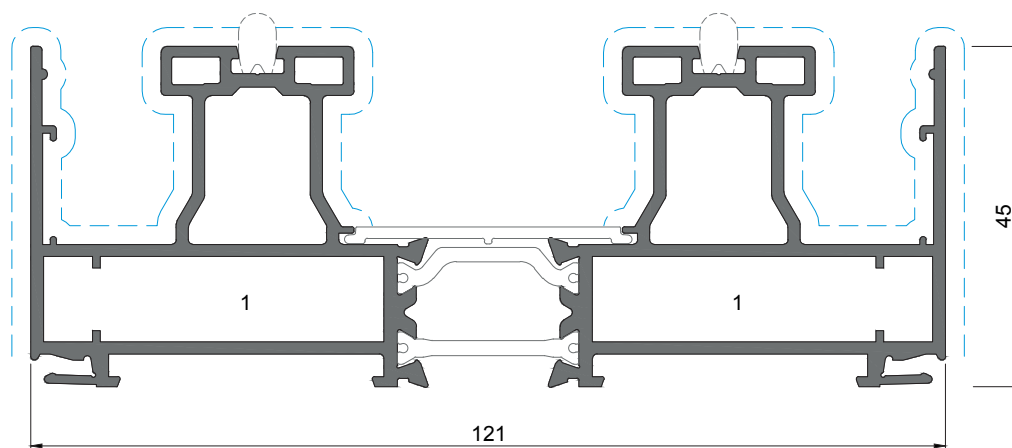


JE 01

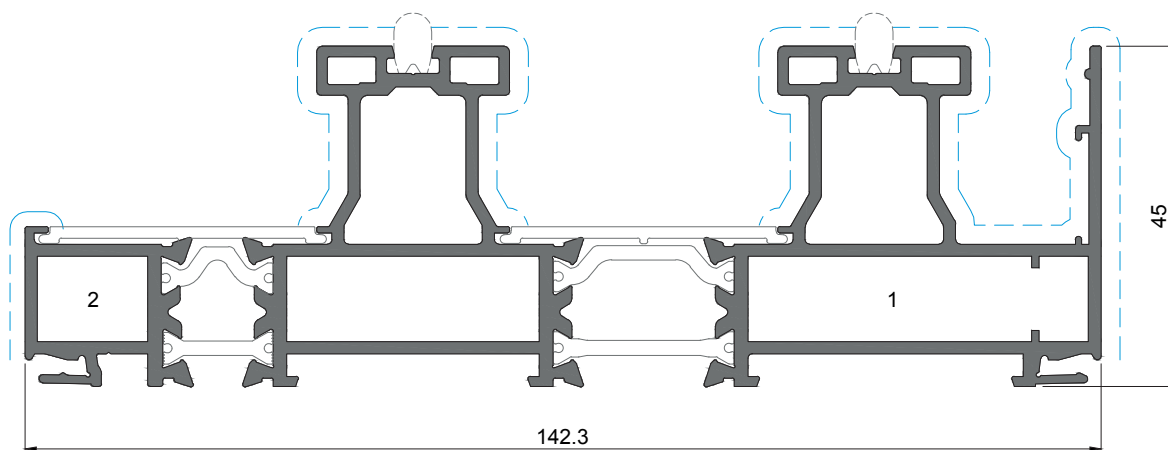
1 - ESQUADRO 18-3712-C 2 - ESQUADRO 18-1412-C 3 - ESQUADRO 18-1112-C JE 4 - ESQUADRO 18-3112-C



JE 02

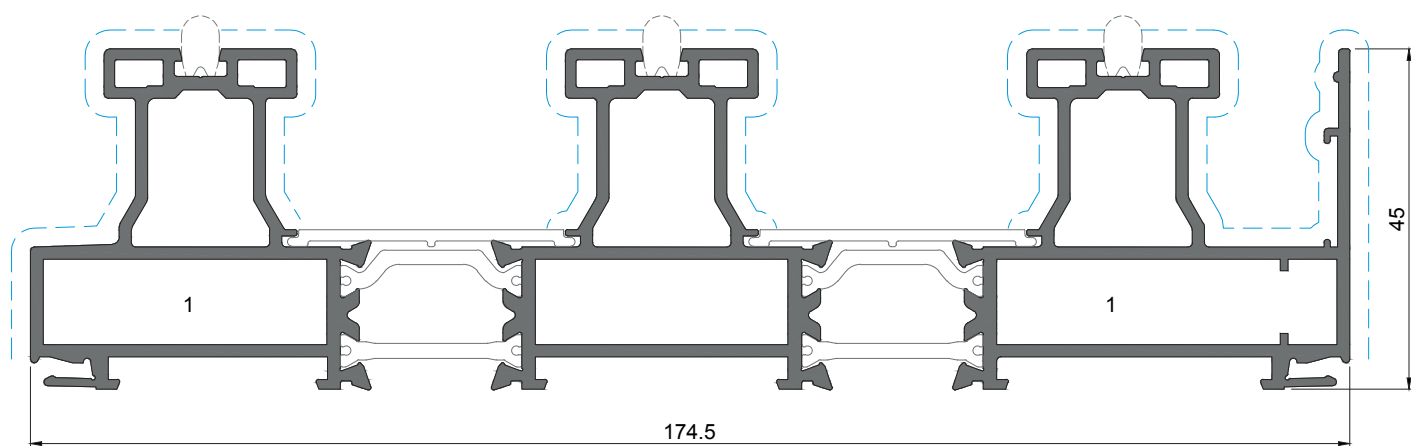


JE 05

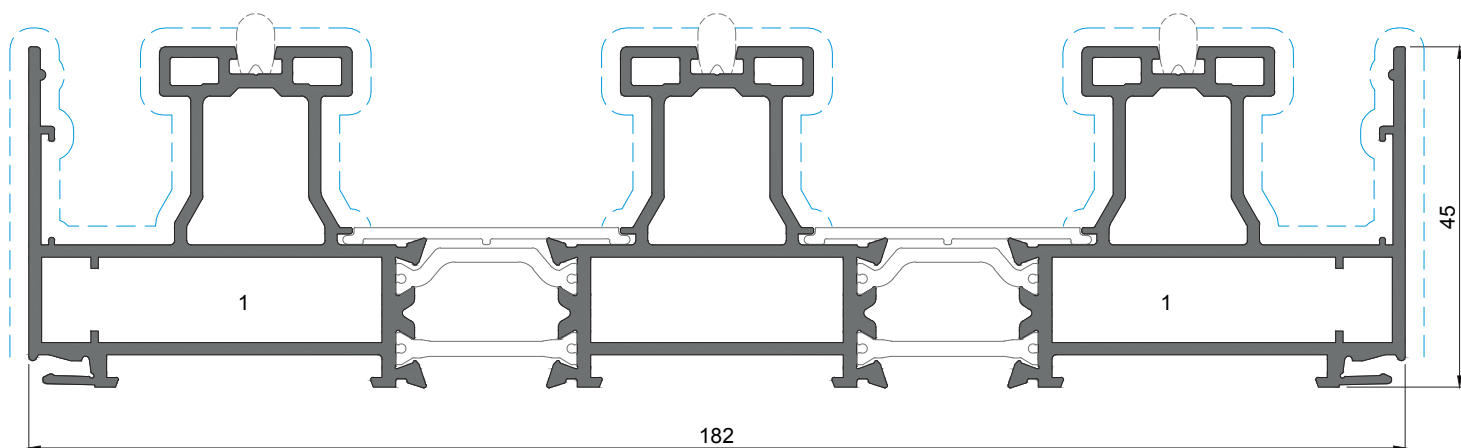


JE 75

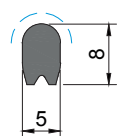
1 - ESQUADRO 18-3712-C 2 - ESQUADRO 18-1412-C 3 - ESQUADRO 18-1112-C JE 4 - ESQUADRO 18-3112-C



JE 73

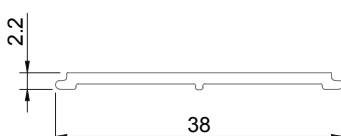


JE 72



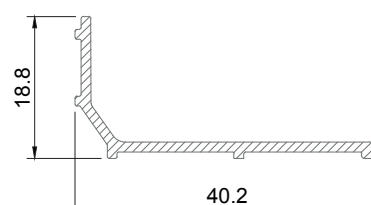
PE 91

Perfil Acetinado Natural ou Preto
Profile Natural Satin finish or Black
Profilé Satiné Naturel ou Noir



JE 96

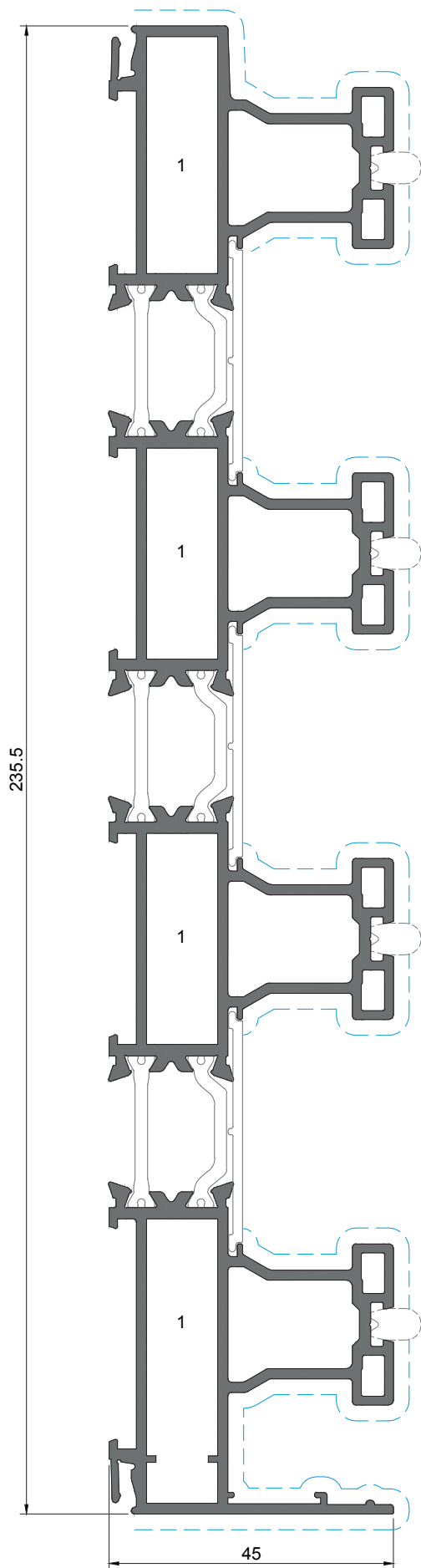
Perfil em Poliamida
Polyamide Profile
Profilé em Polyamide



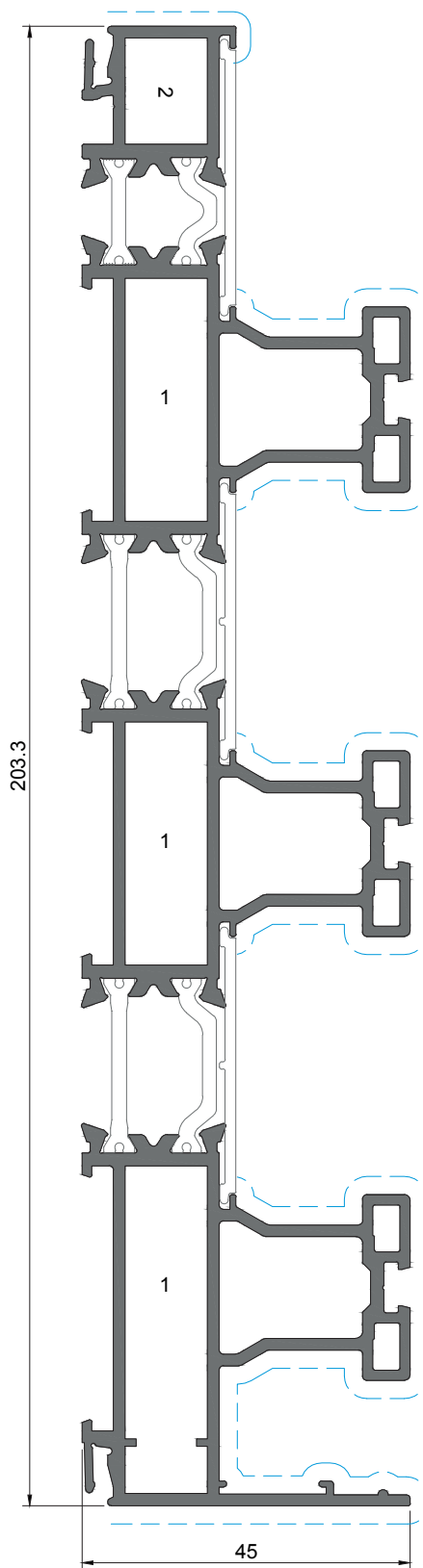
JE 98

Perfil em PVC
PVC Profile
Profilé em PVC

1 - ESQUADRO 18-3712-C 2 - ESQUADRO 18-1412-C 3 - ESQUADRO 18-1112-C JE 4 - ESQUADRO 18-3112-C

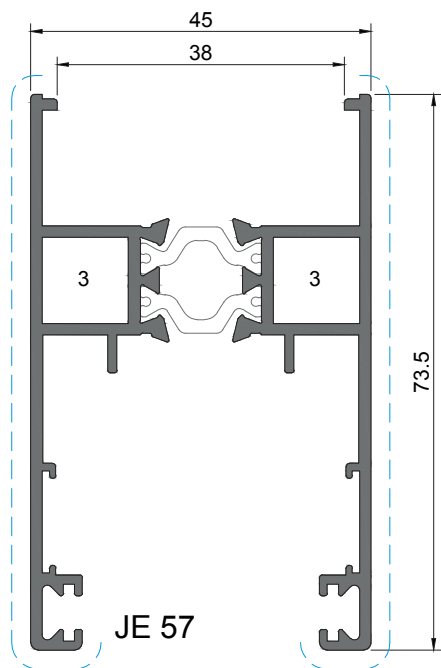


JE 74

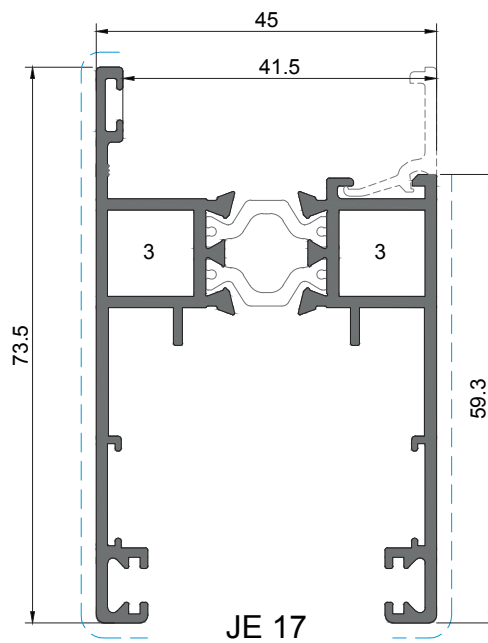


JE 76

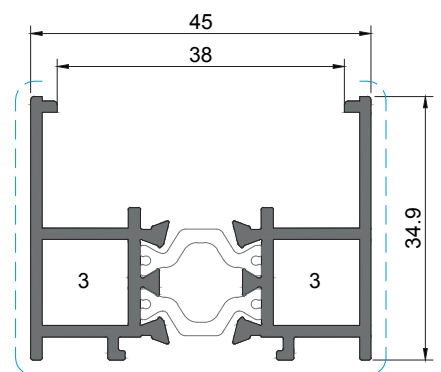
1 - ESQUADRO 18-3712-C 2 - ESQUADRO 18-1412-C 3 - ESQUADRO 18-1112-C JE 4 - ESQUADRO 18-3112-C



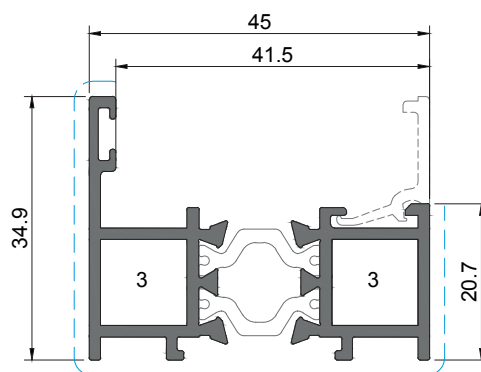
JE 57



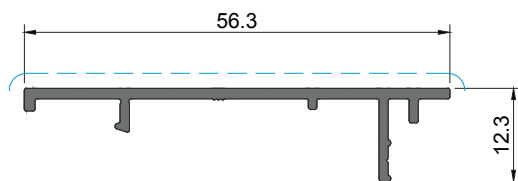
JE 17



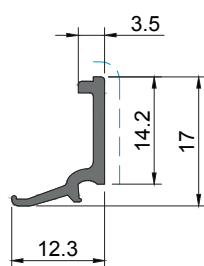
JE 58



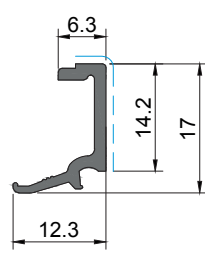
JE 59



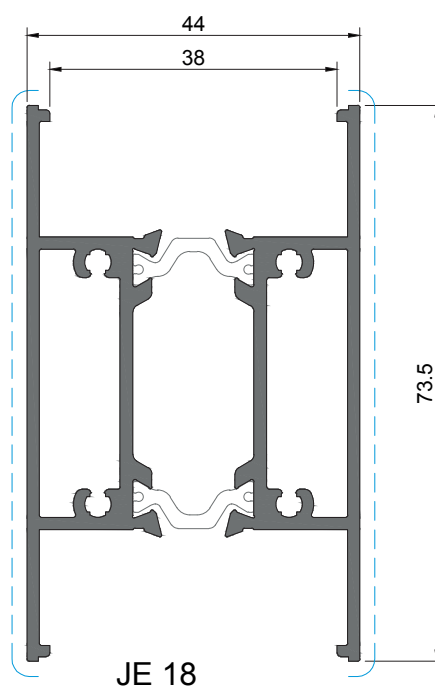
JE 15



JE 95

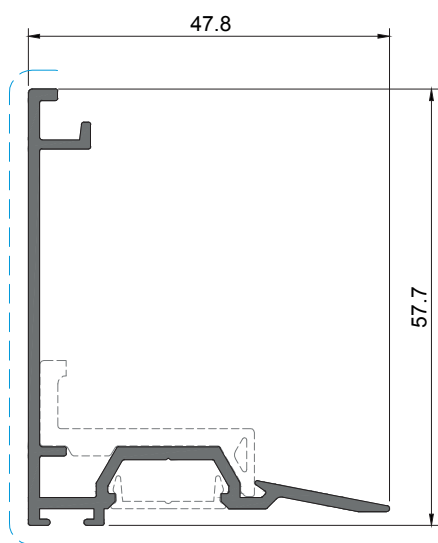


JE 97

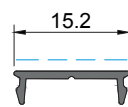


JE 18

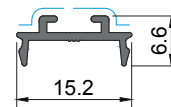
1 - ESQUADRO 18-3712-C 2 - ESQUADRO 18-1412-C 3 - ESQUADRO 18-1112-C JE 4 - ESQUADRO 18-3112-C



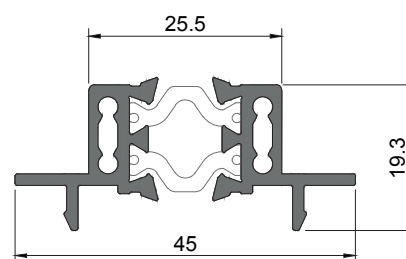
JE 14



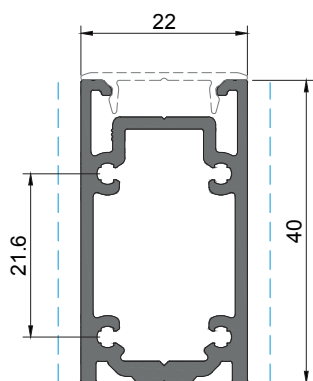
AT 30



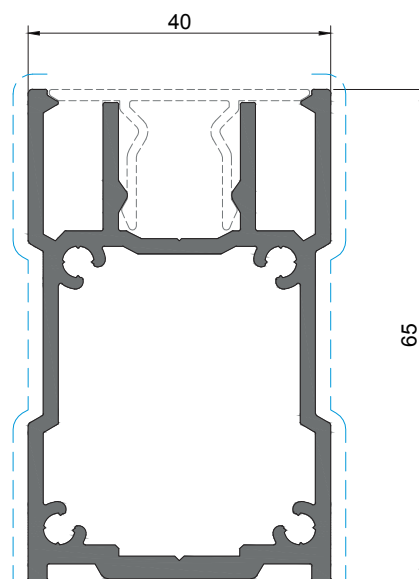
JE 30



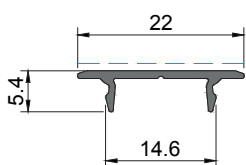
JE 27



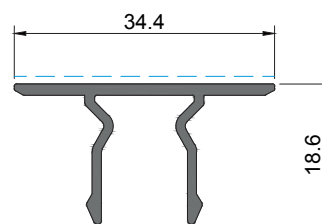
JE 35



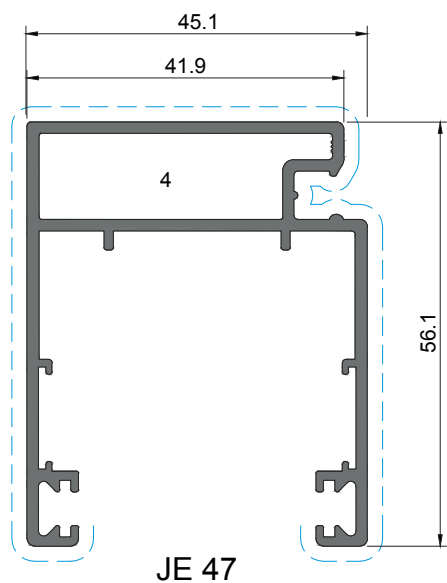
JE 25



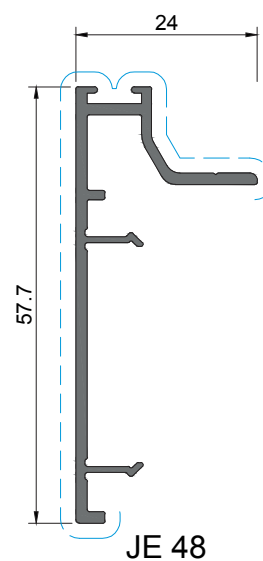
OS 30



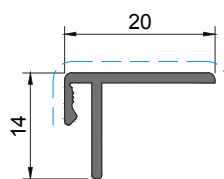
JE 26



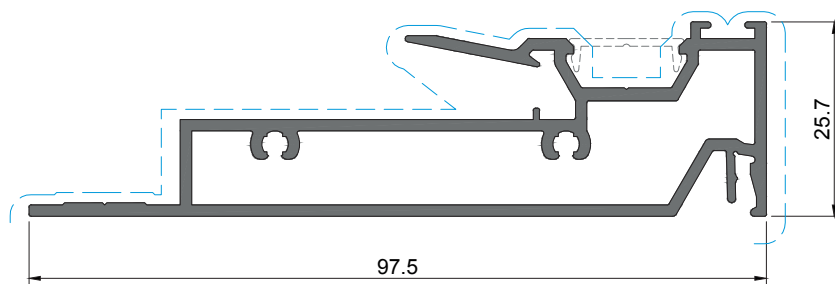
JE 47



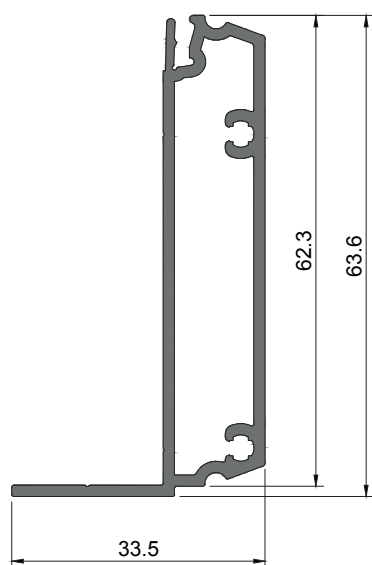
JE 48



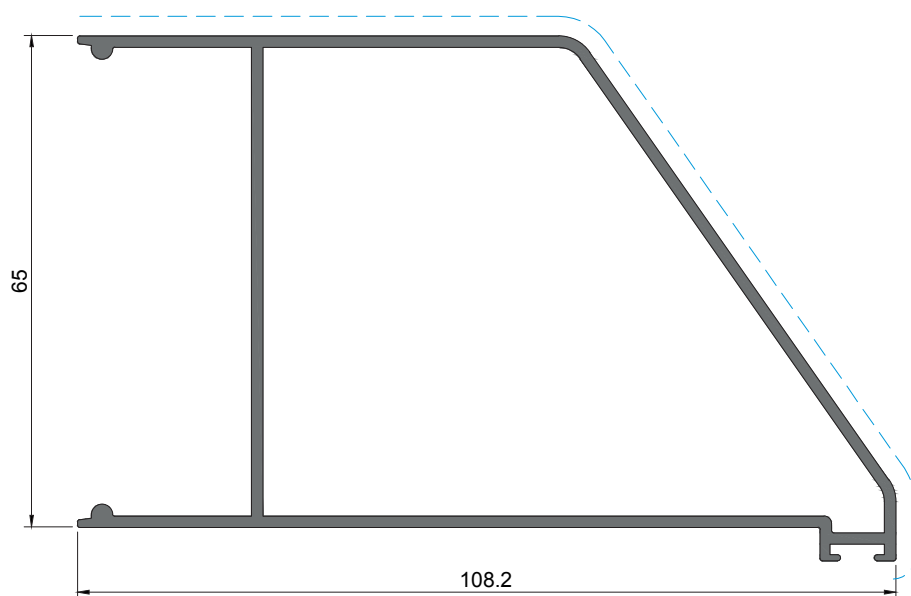
SP 81



JE 61

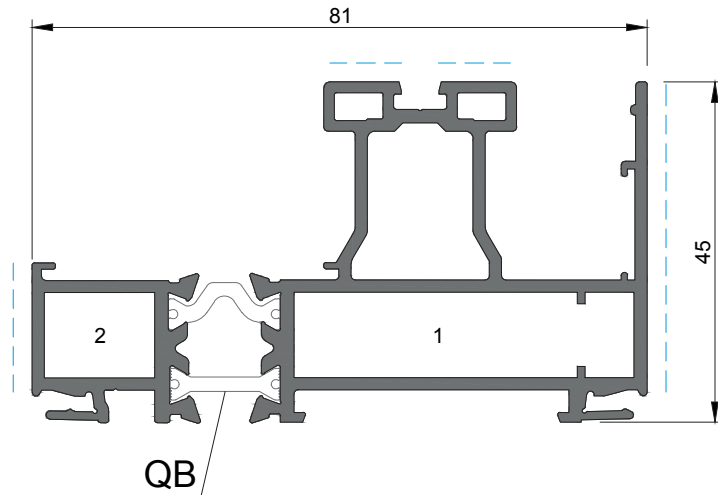


JE 62

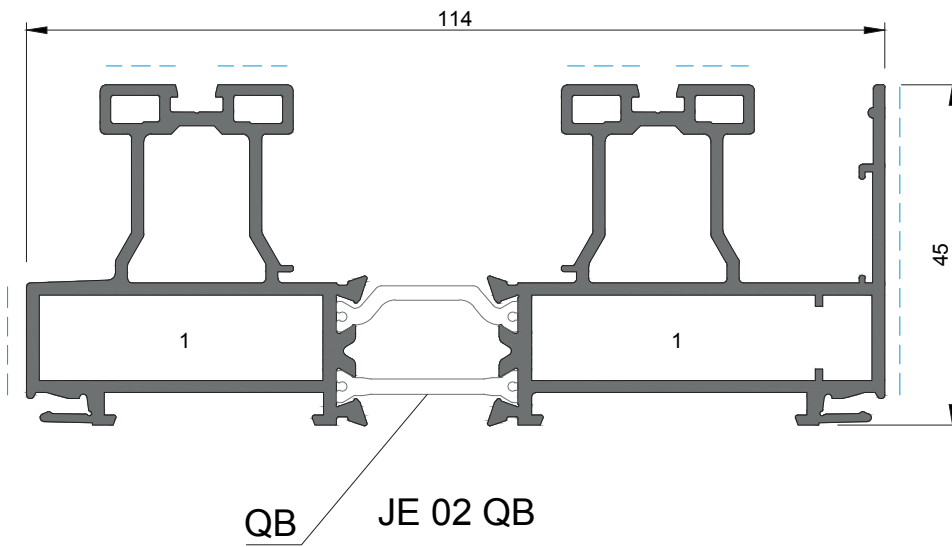


JE 63

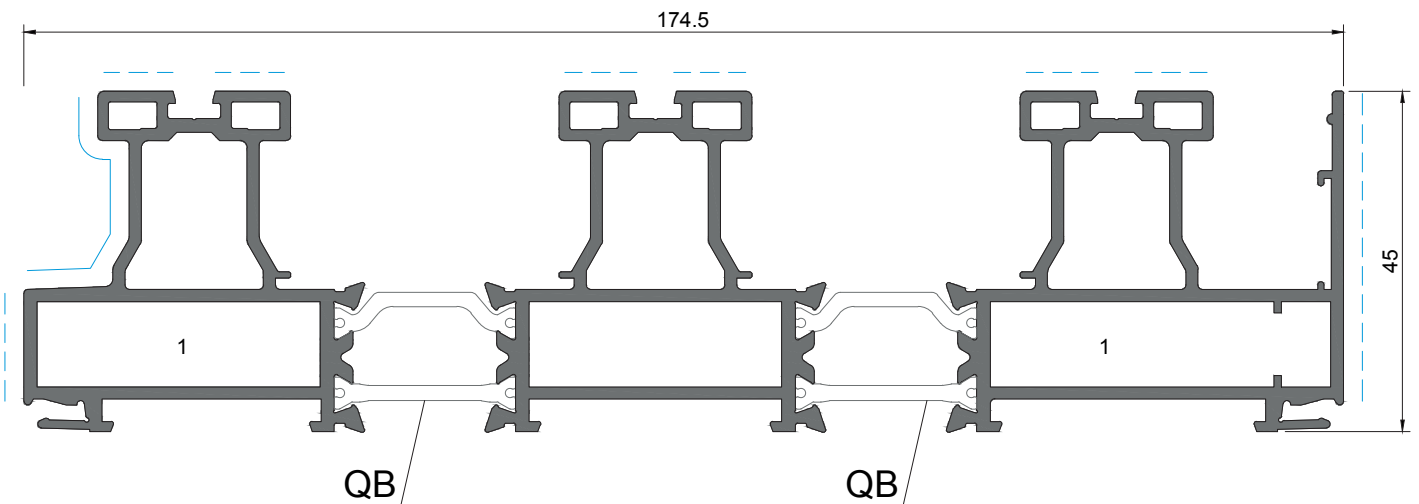
1 - ESQUADRO 18-3712-C 2 - ESQUADRO 18-1412-C 3 - ESQUADRO 18-1112-C JE 4 - ESQUADRO 18-3112-C



JE 64 QB

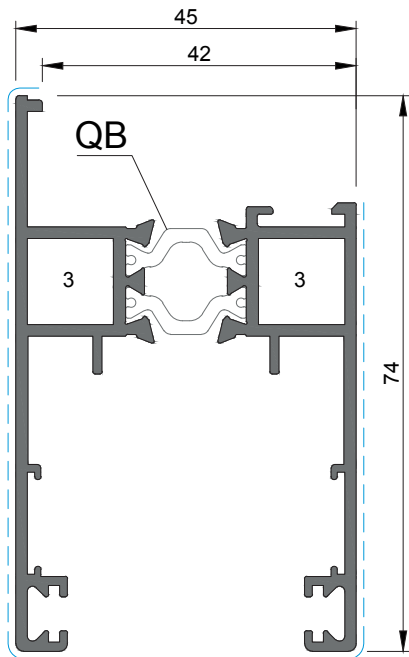


JE 02 QB

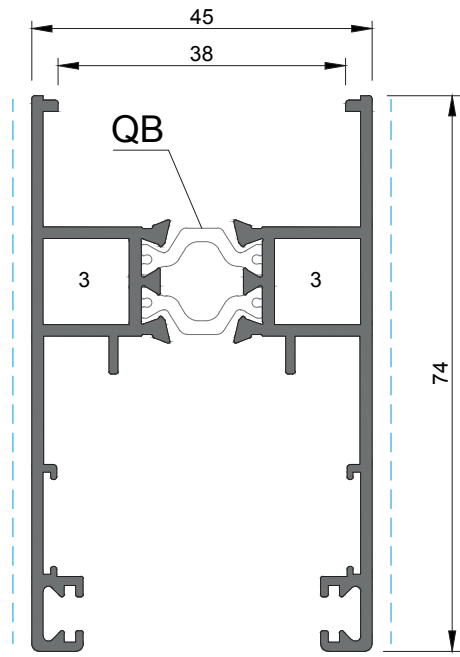


JE 73 QB

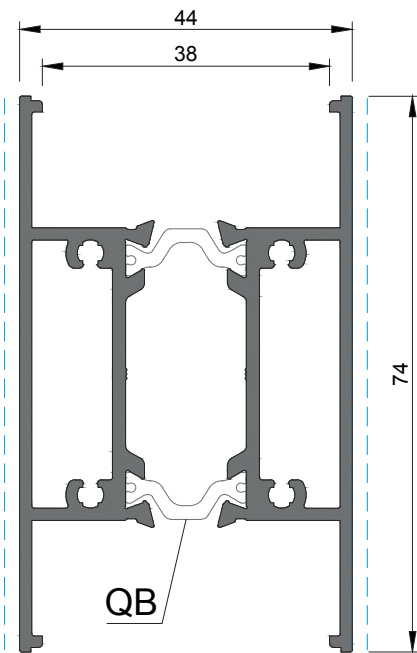
1 - ESQUADRO 18-3712-C 2 - ESQUADRO 18-1412-C 3 - ESQUADRO 18-1112-C JE 4 - ESQUADRO 18-3112-C



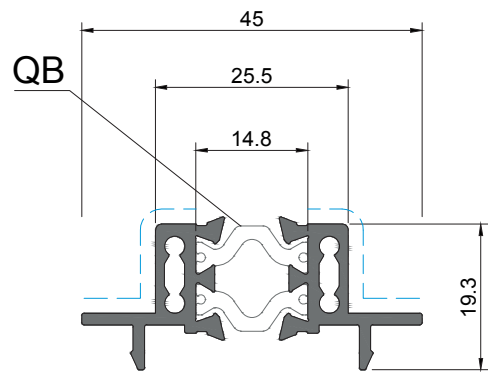
JE 17 QB



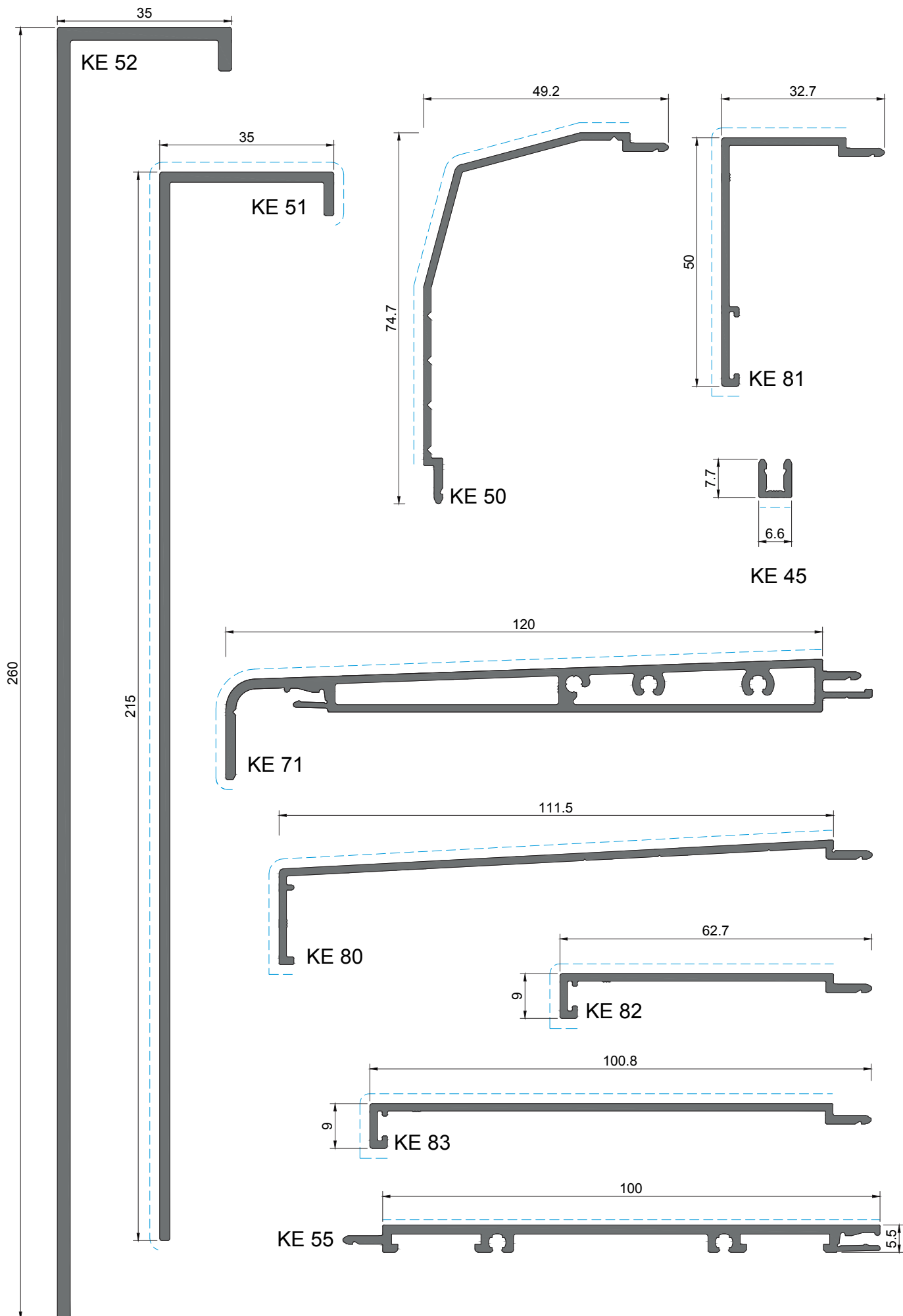
JE 57 QB

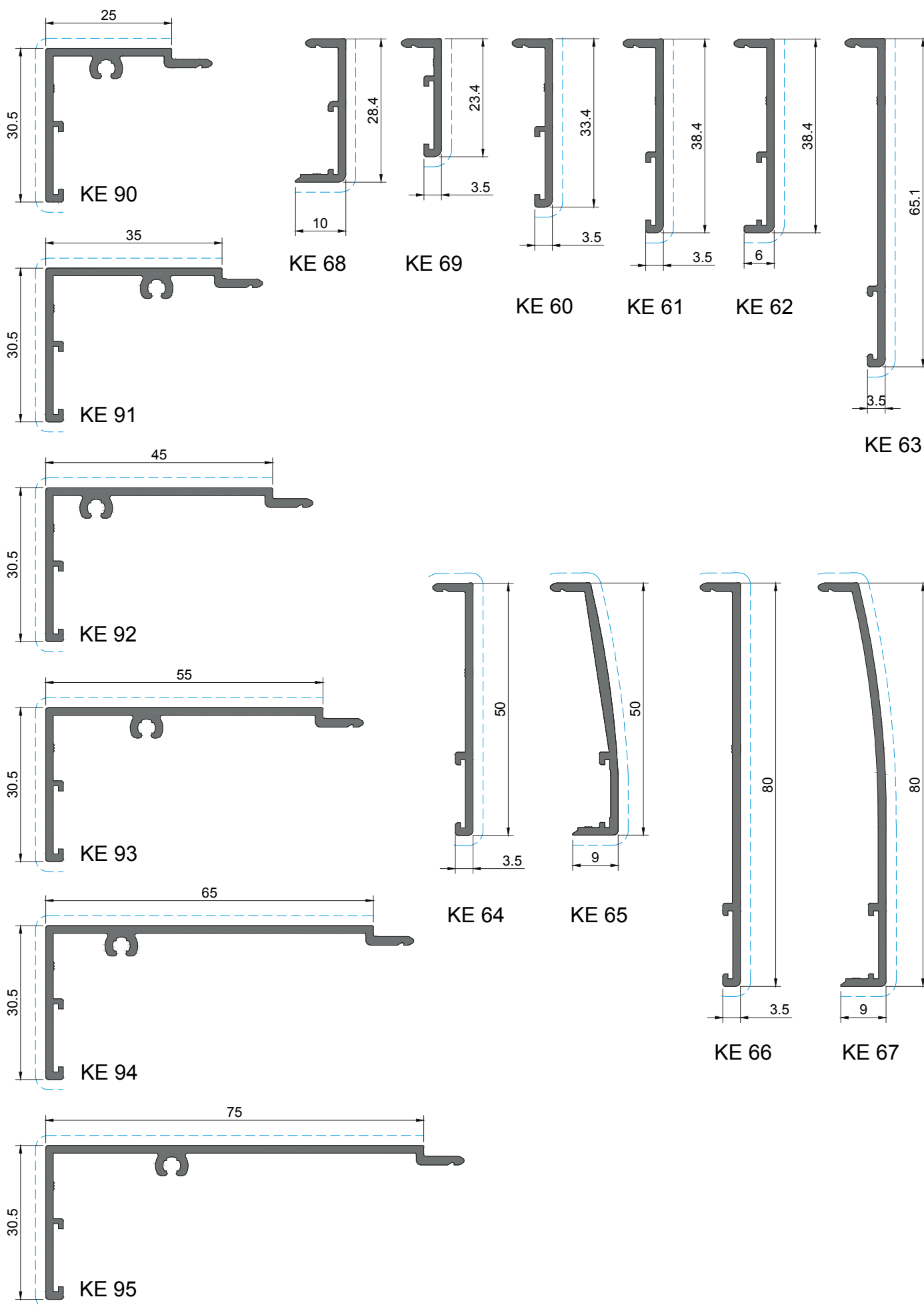


JE 18 QB



JE 27 QB

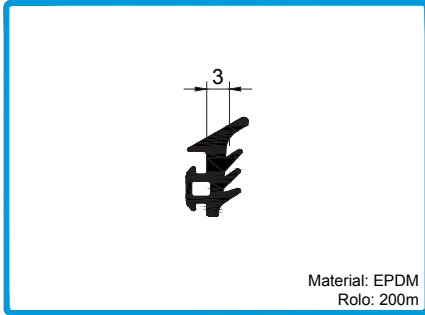




LISTAGEM DE ACESSÓRIOS
ACCESORIES LIST
LISTE D'ACCESSOIRES



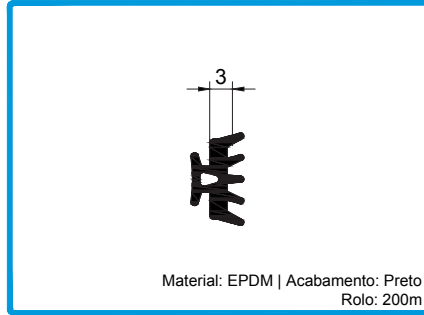
VEDANTES E PELÚCIAS | SEALS AND GASKETS | JOINTS ET JOINTS BROSSES



Material: EPDM
Rolo: 200m

208350

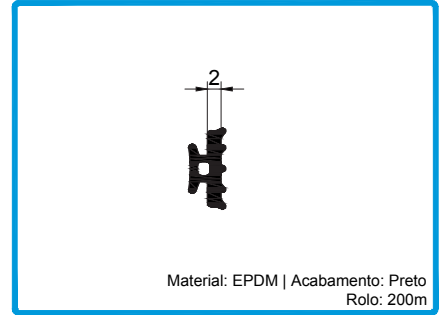
JUNTA DE VEDAÇÃO
EXTERIOR 2003



Material: EPDM | Acabamento: Preto
Rolo: 200m

208289

JUNTA DE BATENTE 2055



Material: EPDM | Acabamento: Preto
Rolo: 200m

208224

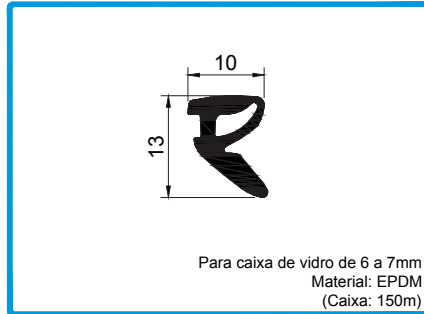
JUNTA VD 2072



Para caixa de vidro de 8 a 10mm
Material: EPDM
(Caixa: 100m)

208912

JUNTA DE CUNHA
RECORTADA 4193



Para caixa de vidro de 6 a 7mm
Material: EPDM
(Caixa: 150m)

208913

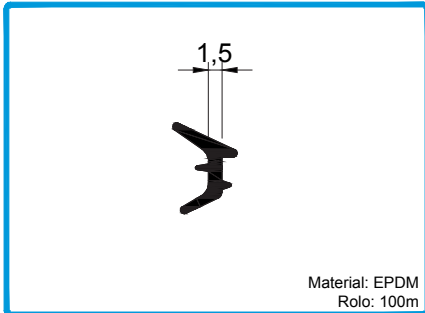
JUNTA DE CUNHA
RECORTADA 4194



Para caixa de vidro de 3 a 4mm
Material: EPDM
(Caixa: 200m)

208914

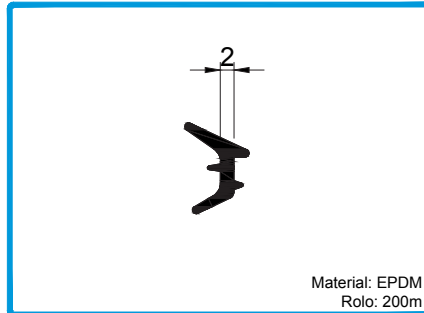
JUNTA DE CUNHA
RECORTADA 4195



Material: EPDM
Rolo: 100m

208223

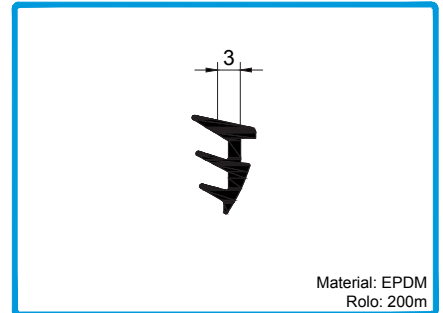
JUNTA DE CUNHA 1031



Material: EPDM
Rolo: 200m

208191

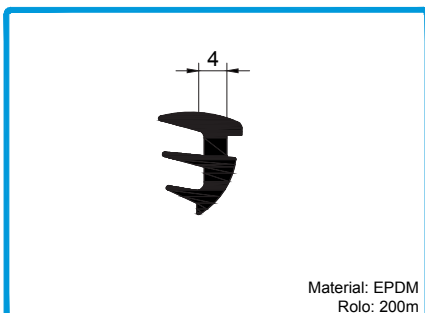
JUNTA DE CUNHA 2042



Material: EPDM
Rolo: 200m

208199

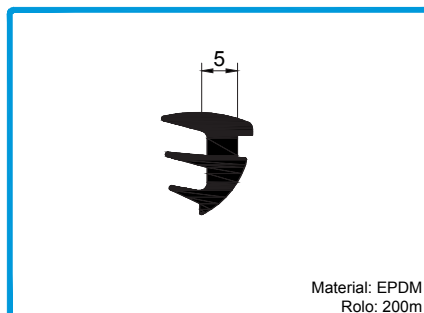
JUNTA DE CUNHA 2073



Material: EPDM
Rolo: 200m

208195

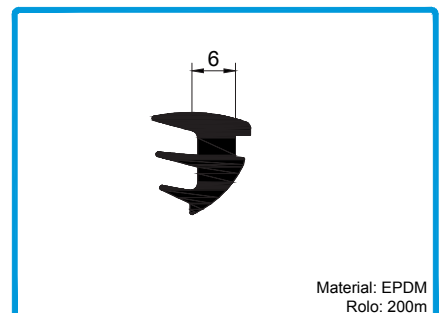
JUNTA DE CUNHA 2034



Material: EPDM
Rolo: 200m

208196

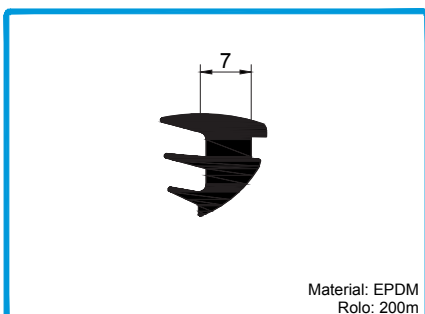
JUNTA DE CUNHA 2035



Material: EPDM
Rolo: 200m

208215

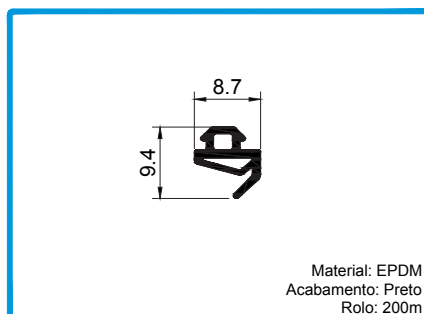
JUNTA DE CUNHA 2036



Material: EPDM
Rolo: 200m

208904


JUNTA DE CUNHA 2037



Material: EPDM
Acabamento: Preto
Rolo: 200m

208298

JUNTA DE ESTANQUICIDADE 2065

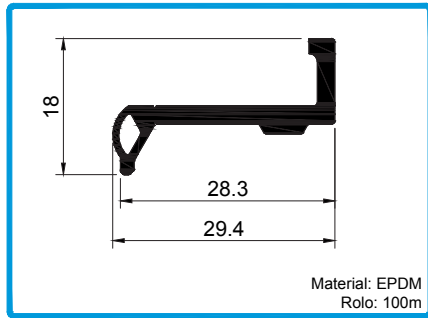


Material: EPDM
Rolo: 200m

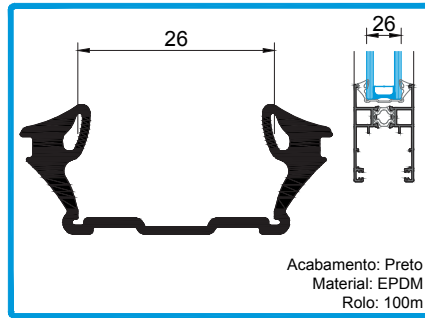
208414

JUNTA TAPA-CANAL 2026

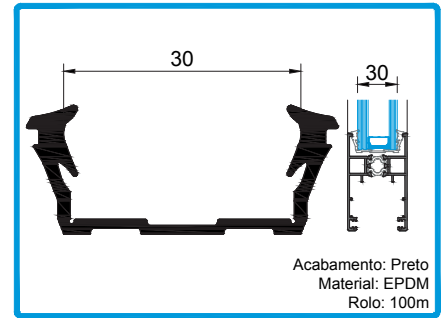
VEDANTES E PELÚCIAS | SEALS AND GASKETS | JOINTS ET JOINTS BROSSES




208300 JUNTA CENTRAL 2096
Material: EPDM
Rolo: 100m




208141 JUNTA DE VIDRO 2081 CX 26MM
Acabamento: Preto
Material: EPDM
Rolo: 100m



208299 JUNTA DE VIDRO U 2066 CX 30MM
Acabamento: Preto
Material: EPDM
Rolo: 100m



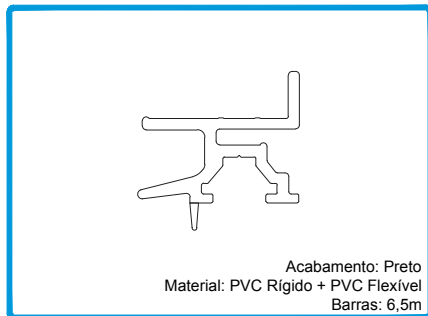
208909 JUNTA VD 2086
Para os perfis JE 01, JE 02, JE 05 e JE 73
Material: EPDM
Caixa: 50m



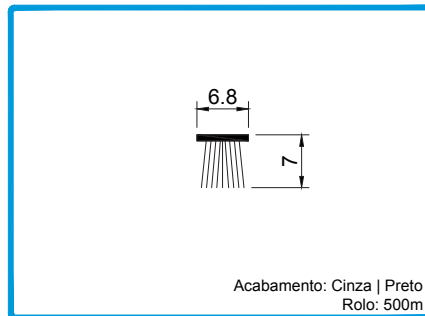
208910 JUNTA VD 2087
Para os perfis JE 01, JE 02, JE 05, JE 64, JE 72 e JE 73
Material: EPDM
Caixa: 50m



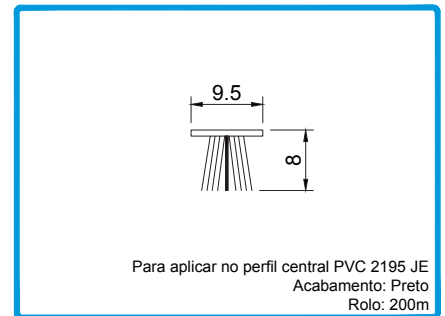
208911 JUNTA VD 2088
Para os perfis JE 72 e JE 73
Material: EPDM
Caixa: 50m



215401 PERFIL CENTRAL PVC 2195 JE
Acabamento: Preto
Material: PVC Rígido + PVC Flexível
Barras: 6,5m

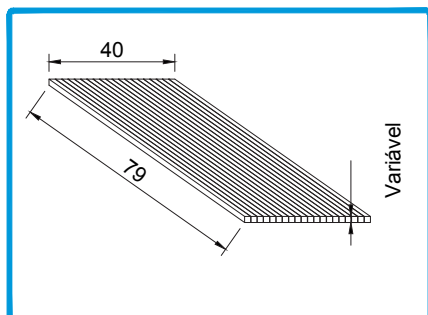


208460 JUNTA PELÚCIA 7x7 STOP-FIN
Acabamento: Cinza | Preto
Rolo: 500m



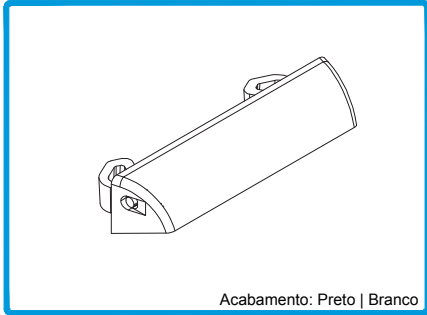
208474 PELÚCIA 9,5X8 8P QF
Para aplicar no perfil central PVC 2195 JE
Acabamento: Preto
Rolo: 200m

ACESSÓRIOS PARA VIDRO | GLAZING ACCESSORIES | ACCESSOIRES POUR VITRAGE

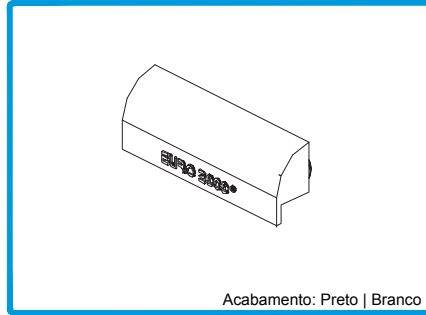


218113 CALÇO P/VIDRO 79x40x2
218109 CALÇO P/VIDRO 79x40x3
218111 CALÇO P/VIDRO 79x40x4
218112 CALÇO P/VIDRO 79x40x5

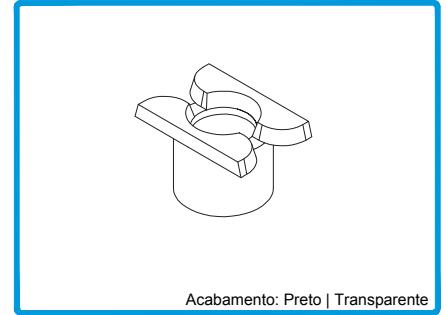
ACESSÓRIOS DE ESTANQUICIDADE | WATERTIGHTNESS ACCESSORIES | ACCESSOIRES D'ÉTANCHÉITÉ



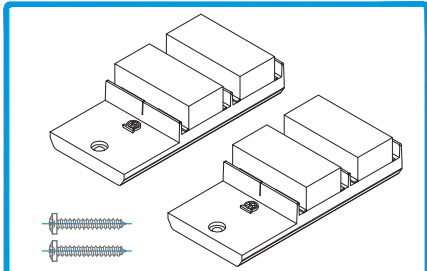
Acabamento: Preto | Branco
210268 GOTEIRA C/VÁLVULA SVE PRT



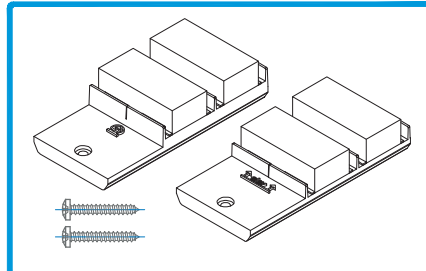
Acabamento: Preto | Branco
210280 GOTEIRA C/ VÁLVULA SOS (Pr./Br.)



Acabamento: Preto | Transparente
210265 GOTEIRA C/ VÁLVULA BOLA

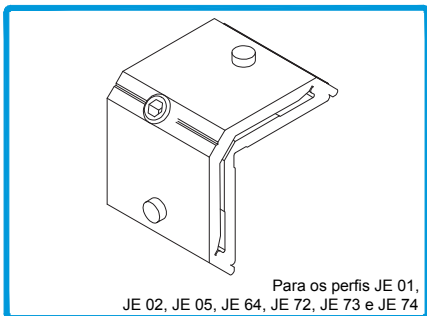


Pelúcias, parafuso e tapa-furo incluídos
Aplicar em caixilhos sem folhas de correr eleváveis
223073 KIT CORTA-VENTOS ESP. JE

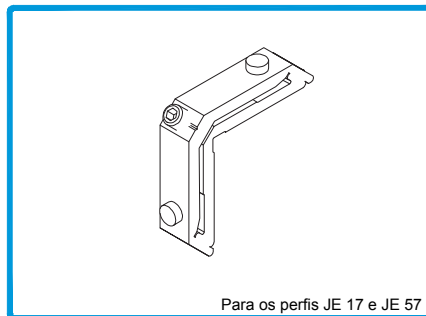


Pelúcias, parafuso e tapa-furo incluídos
Aplicar o elevável em cima e o standard em baixo
223104 KIT CORTA-VENTOS ESP. ELEVATÓRIA JE

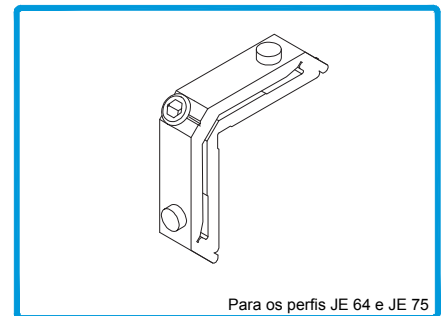
ACESSÓRIOS PARA OS AROS | FRAME ACCESSORIES | ACCESSOIRES POUR LES CADRES



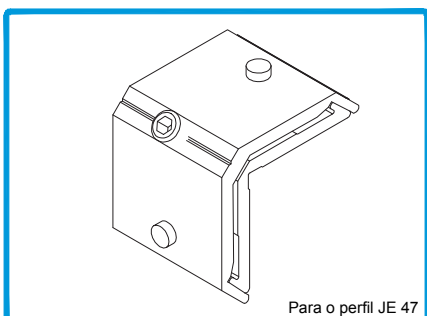
Para os perfis JE 01, JE 02, JE 05, JE 64, JE 72, JE 73 e JE 74
204155 ESQUADRO 18-3712-C




Para os perfis JE 17 e JE 57
204901 ESQUADRO 18-1112-C



Para os perfis JE 64 e JE 75
204851 ESQUADRO 18-1412-C




Para o perfil JE 47
204149 ESQUADRO 18-3112-C

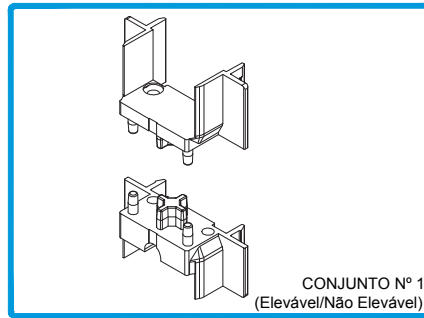


213246 CANTO GR S/SB

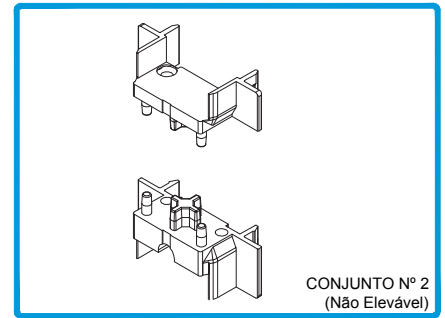
ACESSÓRIOS PARA FOLHAS | MOBILE FRAMES ACCESSORIES | ACCESSOIRES POUR OUVRANTS



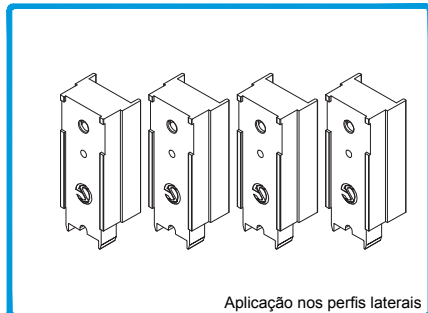
212102 CONJUNTO GUIAS JE



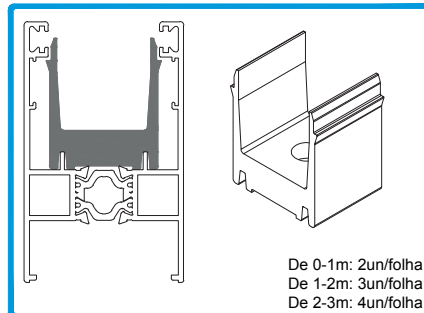
212051 CONJUNTO Nº1 TOPO JE 27 (3 / 4 FOLHAS Elevável/Não Elevável)



212053 CONJUNTO Nº2 TOPO JE 27 (3 / 4 FOLHAS Não Elevável)



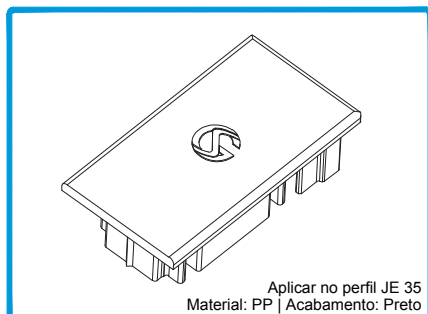
212056 CONJUNTO GUIA COM AMORTECEDOR JE



207093 GUIA SUPERIOR JE

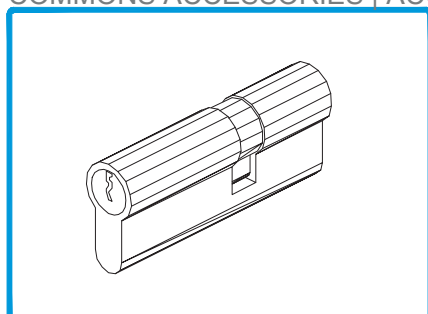


212026 CONJ. TOPOS P/ CANTO JE

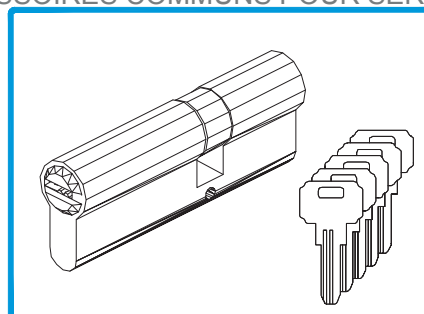


210069 TOPO JE 35 PRT

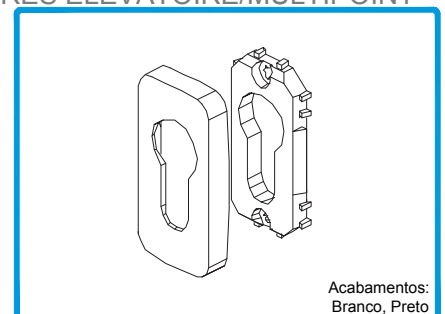
ACESSÓRIOS COMUNS P/ FERRAGENS ELEVATÓRIA/MULTIPONTO | LIFT/MULTIPOINT HARDWARES
COMMONS ACCESSORIES | ACCESSOIRES COMMUNS POUR SERRURES ÉLEVATOIRE/MULTIPOINT



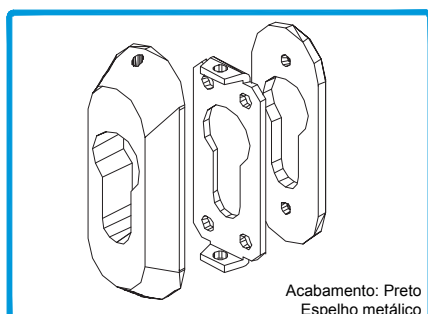
230040 SEGREDO 30/45 (INCLUI 3 CHAVES)



230004 SEGREDO DE SEGURANÇA SA/AT (INCLUI 5 CHAVES)

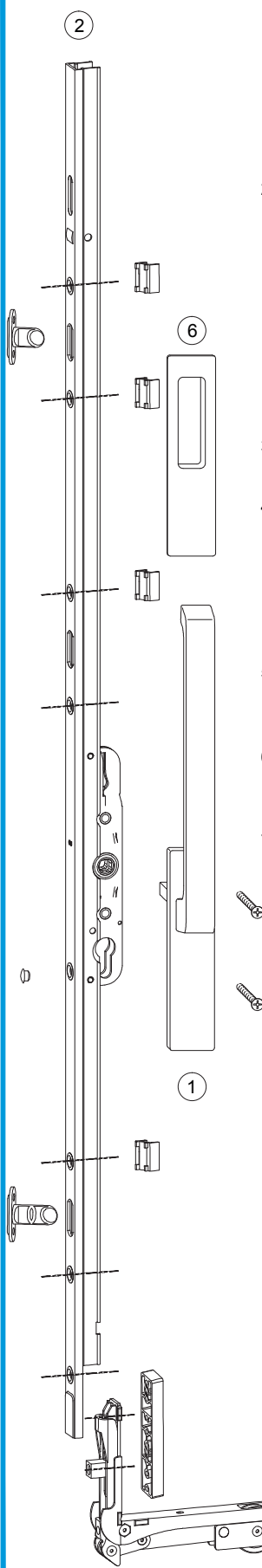


220190 ESPELHO 874.801



220008 ESPELHO PARA SEGURANÇA 5100

ACESSÓRIOS PARA FERRAGEM ELEVATÓRIA 200Kg | 200Kg LIFTING HARDWARE ACCESSORIES |
ACCESSOIRES POUR SERRURE ÉLEVATOIRE 200Kg



Opção a

1a **200407** CREMONE S/ PE (Branco)
CREMONE S/ PE (Preto)
CREMONE S/ PE (Natural)
CREMONE S/ PE (Outras cores)

Opção a

2a **211152** FERRAGEM CREMONE H2140 (834-1379mm) Natural
FERRAGEM CREMONE H2140 (834-1379mm) Preto

211153 FERRAGEM CREMONE H2190 (1249-1879mm) Natural
FERRAGEM CREMONE H2190 (1249-1879mm) Preto

211154 FERRAGEM CREMONE H2240 (1879-2379mm) Natural
FERRAGEM CREMONE H2240 (1879-2379mm) Preto

211155 FERRAGEM CREMONE H2280 (2129-2779mm) Natural
FERRAGEM CREMONE H2280 (2129-2779mm) Preto

3 **212055** CONJ. CARRINHOS ELEVADORES JE CC200

Opção a

4a **215022** BARRA DE LIGAÇÃO L110 (784-1684mm)
215023 BARRA DE LIGAÇÃO L140 (1685-1934mm)
215024 BARRA DE LIGAÇÃO L180 (1935-2434mm)
215025 BARRA DE LIGAÇÃO L330 (2435-3384mm)

5 **214164** BATENTE TOPEHSN (Branco) (OPCIONAL)
BATENTE TOPEHSN (Preto)

6 **299010** CONCHA 11mm JE (Branco) (OPCIONAL)
CONCHA 11mm JE (Preto)

Opção a

7a **200409** CREMONE DUPLO S/ PE (Branco)
CREMONE DUPLO S/ PE (Preto)

Opção b

1b **200161** CREMONE JE/PE DIRIGENT (Branco)
CREMONE JE/PE DIRIGENT (Preto)
CREMONE JE/PE DIRIGENT (Natural)
CREMONE JE/PE DIRIGENT (Outras cores)

Opção b (*)

2b **211149** FERRAGEM CREMONE C2170 Preto
FERRAGEM CREMONE C2170 Natural

211150 FERRAGEM CREMONE C2220 Preto
FERRAGEM CREMONE C2220 Natural

211151 FERRAGEM CREMONE C2260 Preto
FERRAGEM CREMONE C2260 Natural

Opção b (*)

4b **215198** BARRA DE LIGAÇÃO BU150T
215200 BARRA DE LIGAÇÃO BU200T
215205 BARRA DE LIGAÇÃO BU250T
215020 BARRA DE LIGAÇÃO BU335T

Opção b

7b **200291** CREMONE DUPLO JE/PE DIRIGENT (Branco)
CREMONE DUPLO JE/PE DIRIGENT (Preto)

NOTA: (*) Obriga à utilização de todas as restantes ferragens da mesma marca.
(Ferragem cremone; Conj. carrinhos elevadores JE; Barra ligação)

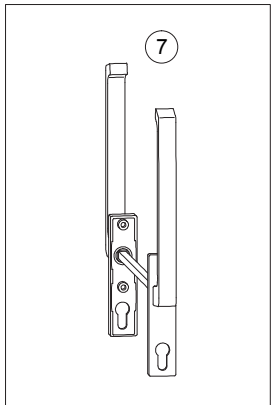
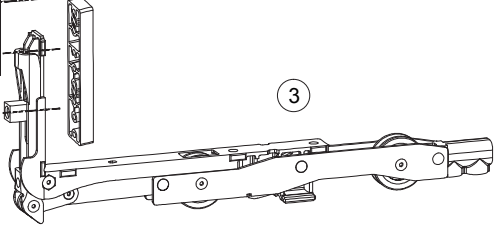
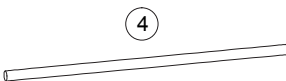
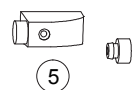
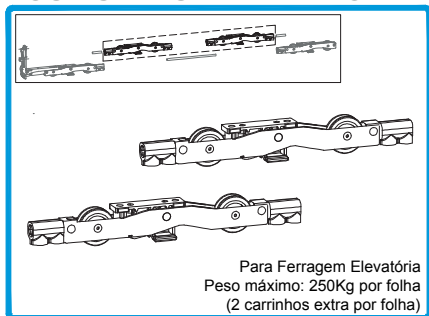





Imagem meramente indicativa

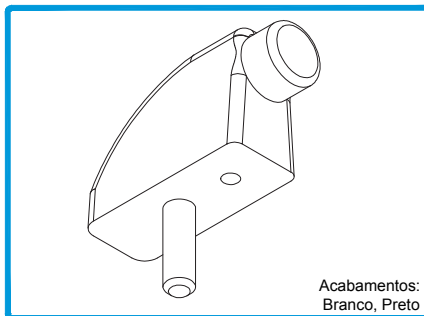
ACESSÓRIOS PARA FERRAGEM ELEVATÓRIA | LIFTING HARDWARE ACCESSORIES | ACCESSOIRES
POUR SERRURE ÉLEVATOIRE



Para Ferragem Elevatória
Peso máximo: 250Kg por folha
(2 carrinhos extra por folha)

212140


CONJUNTO CARRINHOS JE
P/ 250Kg



Acabamentos:
Branco, Preto

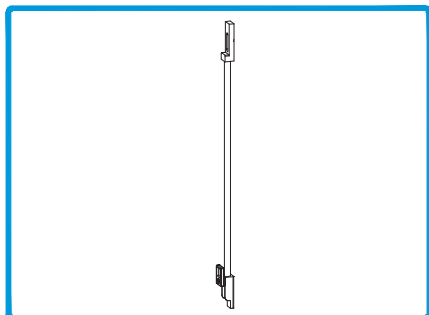
214164

BATENTE TOPEHSN



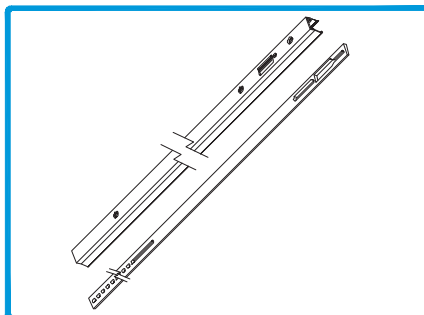
215018

PEÇA VENTILAÇÃO
(FERRAGEM ELEVATÓRIA)



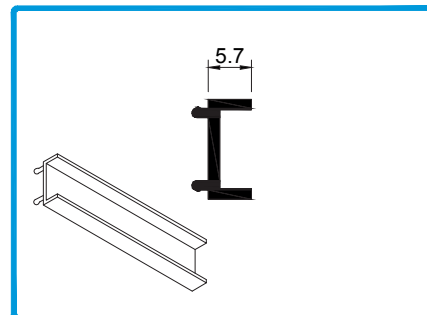
299308

APOIO LEVANTAMENTO
(FERRAGEM ELEVATÓRIA)



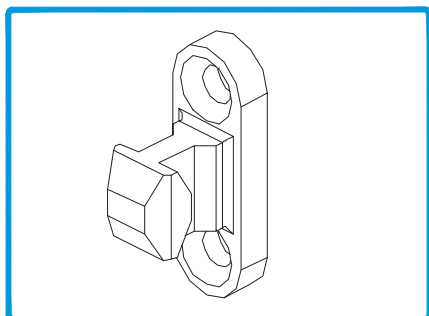
211099

BARRA PROLONGADOR



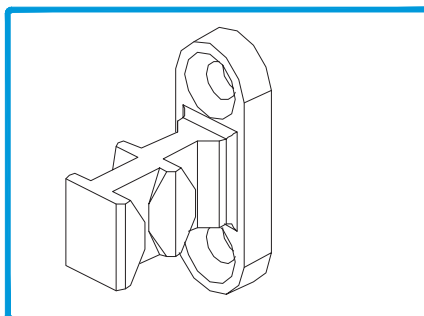
218128

CALÇO PARA FERRAGEM JE



211020

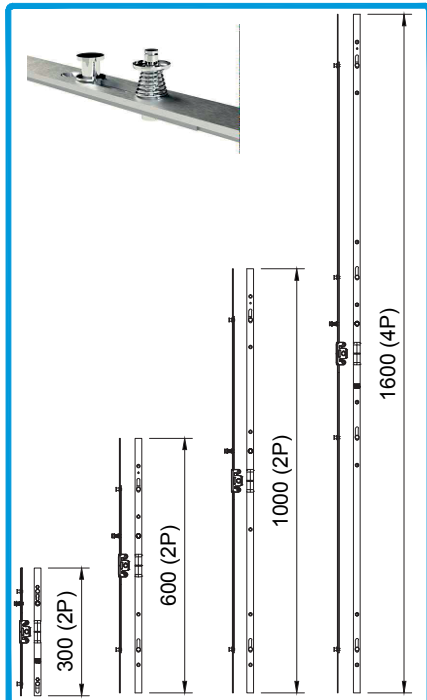
PONTO DE FECHO SIMPLES PE



211021

PONTO DE FECHO DUPLO PE

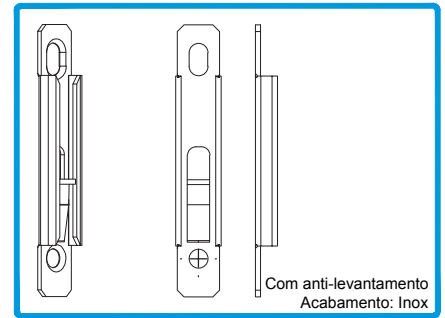
**ACESSÓRIOS PARA FERRAGEM MULTI-PONTO | MULTIPPOINT HARDWARE ACCESSORIES |
ACCESSOIRES POUR SERRURE MULTIPONT**



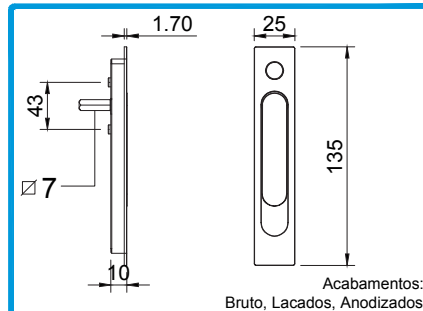
211119 FERR. M-P ANTI-FALSA MAN. 300
211120 FERR. M-P ANTI-FALSA MAN. 600
211121 FERR. M-P ANTI-FALSA MAN.1000
211122 FERR. M-P ANTI-FALSA MAN.1600



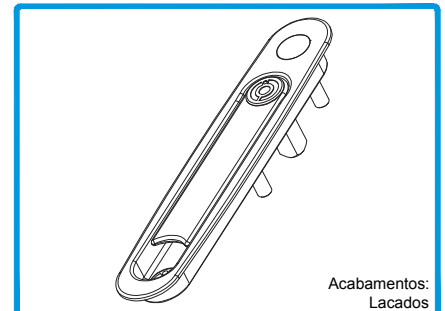
Altura mínima folha: 1950mm
Compatível com manete quadra 7mm
Multip. com anti-levantamento e amortecimento no fecho
211008 FERR. MULTIP. C/ CHAVE 1800 (4P)



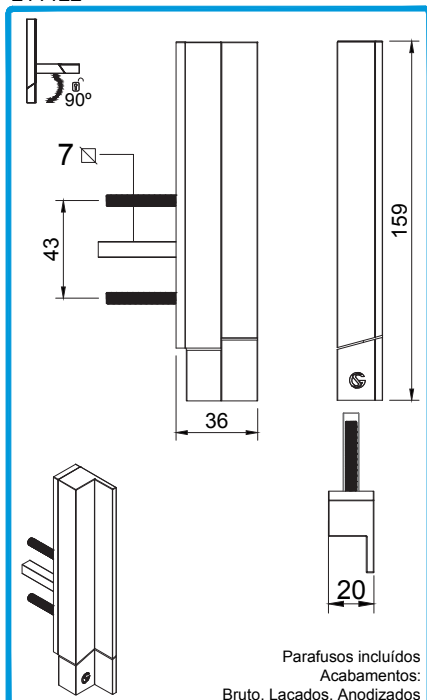
202491 CONTRA-FECHO ANTI-LEVANTAM.
MULTI-PONTO
Com anti-levantamento
Acabamento: Inox



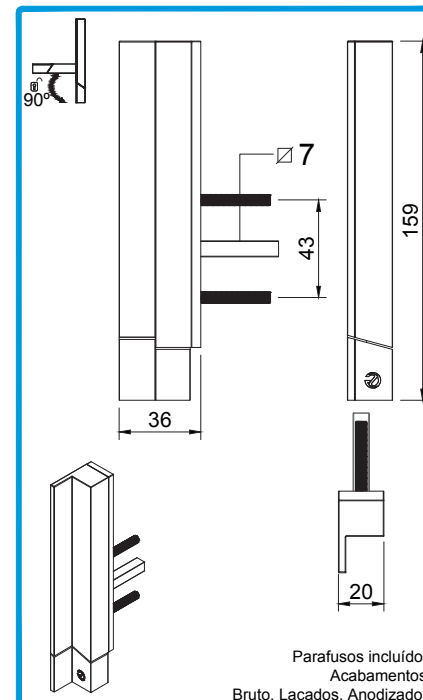
201562 PUXADOR SLIM PARA EMBUTIR
Acabamentos:
Bruto, Lacados, Anodizados



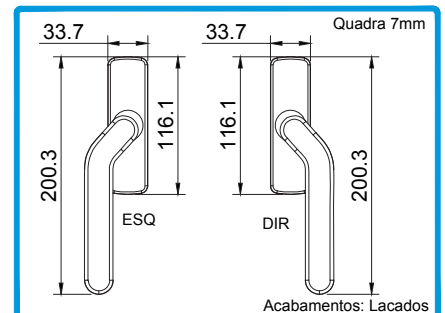
201467 FECHO DE EMBUTIR PARA
MULTI-PONTO CB-400
Acabamentos:
Lacados



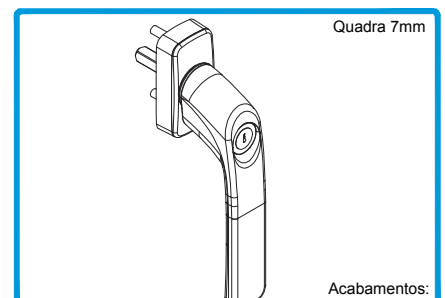
200817 PUXADOR SLIM XS (Direito)
Parafusos incluídos
Acabamentos:
Bruto, Lacados, Anodizados



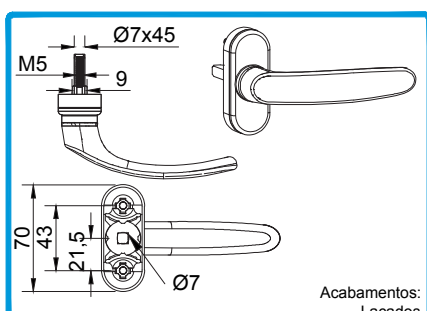
200819 PUXADOR SLIM XS (Esquerdo)
Parafusos incluídos
Acabamentos:
Bruto, Lacados, Anodizados



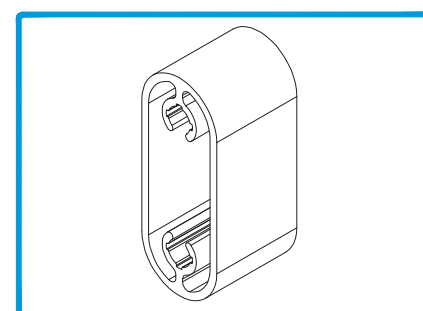
200939 CREMONE M.P. DESVIADO (Esq.)
200959 CREMONE M.P. DESVIADO (Dir.)
Acabamentos: Lacados



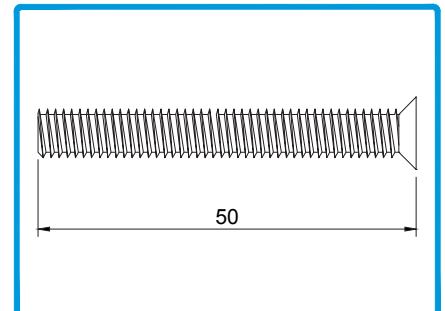
200167 CREMONE MULTIP. COM CHAVE
Acabamentos:
Lacados



200025 PUXADOR SIMPLES 608L SOS
Acabamentos:
Lacados

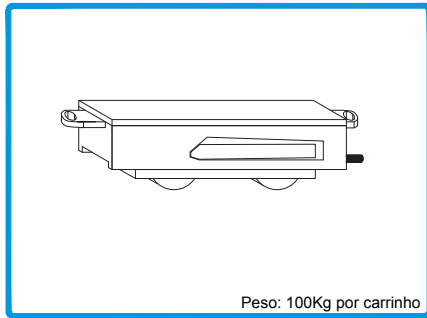


X-00 CALÇO X-00

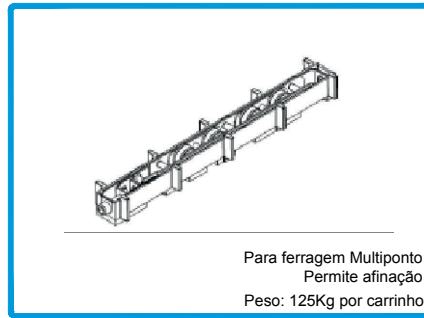


290028 PARAFUSO PARA PUXADOR DE
JANELA

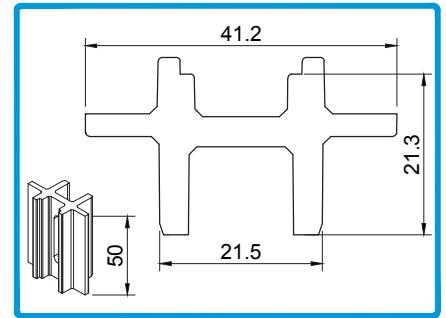
ACESSÓRIOS PARA FERRAGEM MULTI-PONTO | MULTIPOINT HARDWARE ACCESSORIES | ACCESSOIRES POUR SERRURE MULTIPOINT



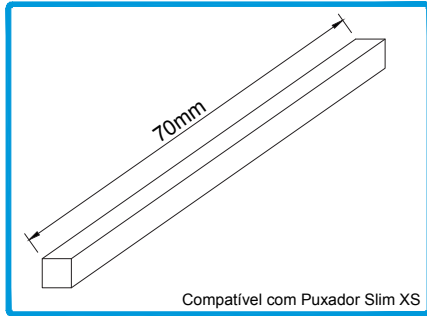
205105 CARRINHO JE 100Kg
Peso: 100Kg por carrinho



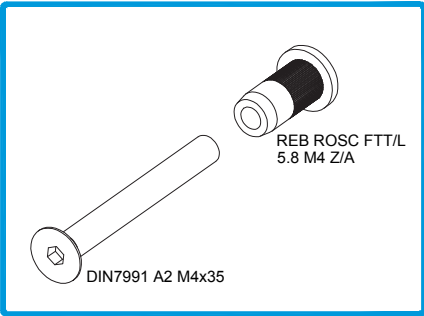
205163 CARRINHO JE 4 RODAS
Para ferragem Multiponto
Permite afinação
Peso: 125Kg por carrinho



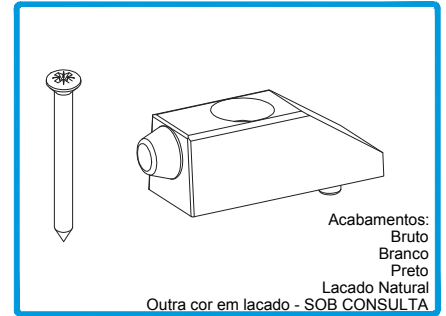
218117 CALÇO PARA FERRAGEM MULTI-PONTO JE



227305 QUADRA AÇO 7MMx70
Compatível com Puxador Slim XS

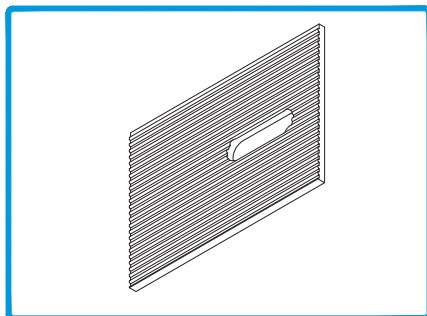


212017 CONJUNTO FIXAÇÃO FERRAGEM MULTI-PONTO
REB ROSC FTT/L 5.8 M4 Z/A
DIN7991 A2 M4x35

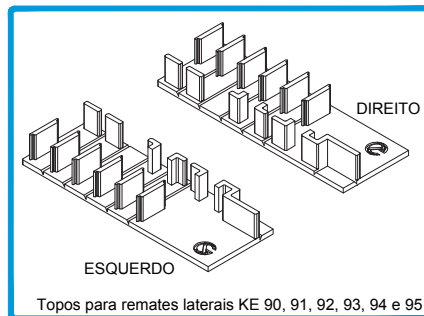


228107 LIMITADOR ABERTURA PQ SERIE CORRER
Acabamentos:
Bruto
Branco
Preto
Lacado Natural
Outra cor em lacado - SOB CONSULTA

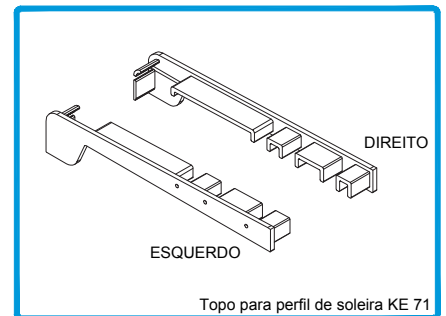
ACESSÓRIOS RENOVATIO | RENOVATIO ACCESSORIES | ACCESSOIRES RENOVATIO



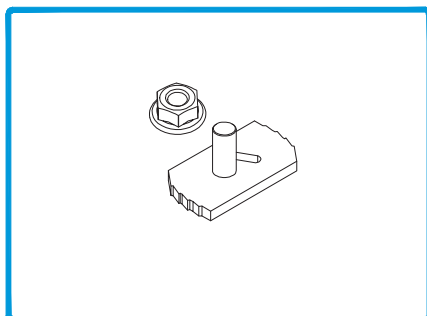
218116 CALÇO SEPARADOR 50x70mm



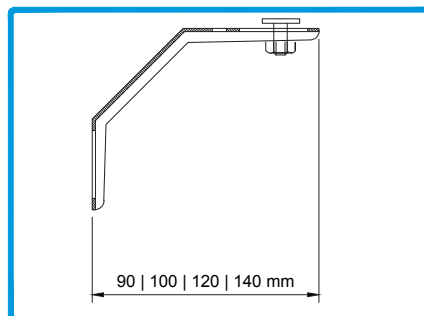
212223 CONJUNTO TOPOS INFERIORES RENOVATIO
Topos para remates laterais KE 90, 91, 92, 93, 94 e 95
ESQUERDO DIREITO



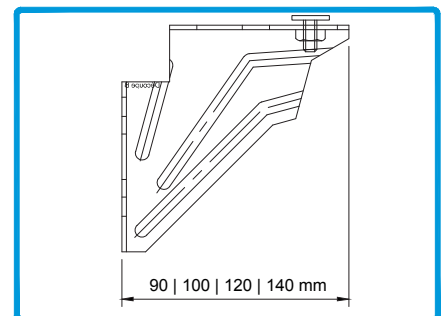
212221 CONJUNTO TAPA TOPOS KE 71
Topo para perfil de soleira KE 71
ESQUERDO DIREITO



207220 PRESILHA M6x37mm

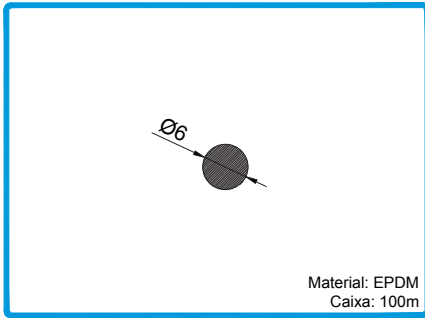


213257 ÂNGULO FIXAÇÃO 90mm
213239 ÂNGULO FIXAÇÃO 100mm
213240 ÂNGULO FIXAÇÃO 120mm
213256 ÂNGULO FIXAÇÃO 140mm



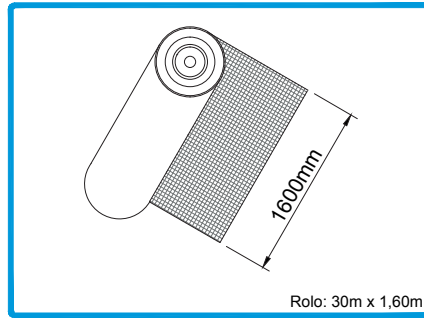
230309 SUPORTE FIXAÇÃO 90mm
230014 SUPORTE FIXAÇÃO 100mm
230019 SUPORTE FIXAÇÃO 120mm
230308 SUPORTE FIXAÇÃO 140mm

ACESSÓRIOS PARA MOSQUITEIRA | MOSQUITO NET ACCESSORIES | ACCESSOIRES POUR MOUSTIQUAIRES



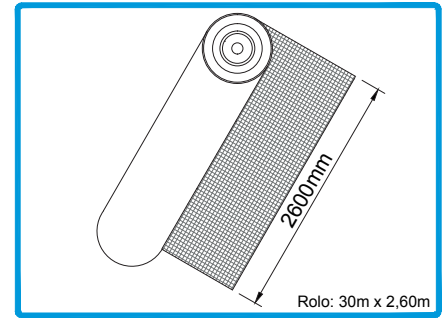
Material: EPDM
Caixa: 100m

208310 JUNTA MOSQUITEIRO 1027 Pr.



Rolo: 30m x 1,60m

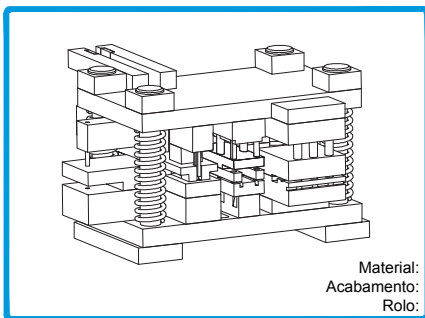
229105 REDE MOSQUITEIRA EM FIBRA 1600mm (Cinza)



Rolo: 30m x 2,60m

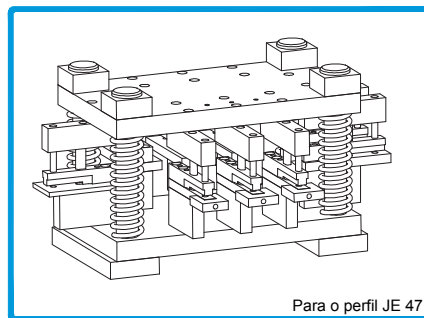
229106 REDE MOSQUITEIRA EM FIBRA 2600mm (Cinza)

FERRAMENTAS | TOOLS | OUTILS



Material:
Acabamento:
Rolo:

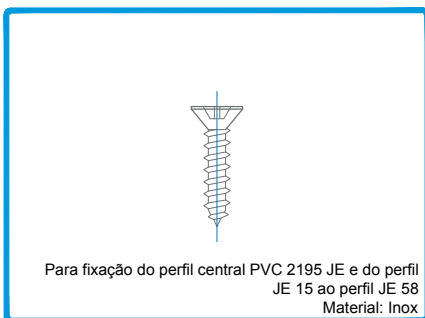
408171 CORTANTE JE



Para o perfil JE 47

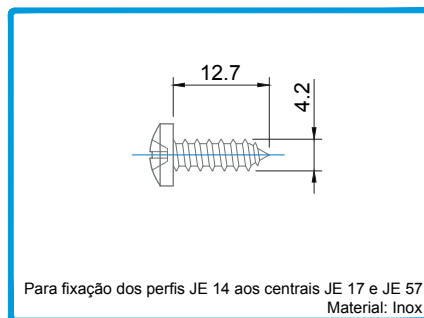
408174 CORTANTE ESQUADROS OS

ACESSÓRIOS DIVERSOS | DIVERSE ACCESSORIES | ACCESSOIRES DIVERS



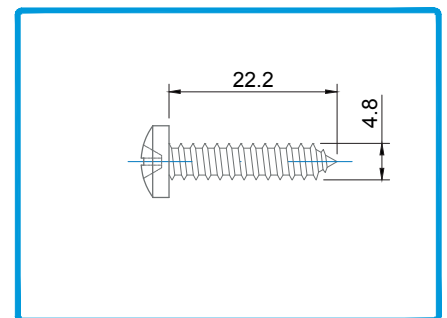
Para fixação do perfil central PVC 2195 JE e do perfil JE 15 ao perfil JE 58
Material: Inox

290052 PARAFUSO DIN982 PH 3,5x16 A2

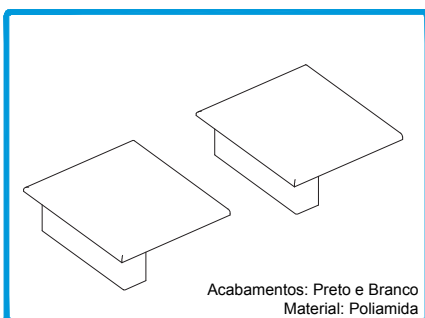


Para fixação dos perfis JE 14 aos centrais JE 17 e JE 57
Material: Inox

290260 PARAFUSO PAR 001 1/2x8 INOX CQ



290020 PARAFUSO PAR 006 7/8x10 CQ



Acabamentos: Preto e Branco
Material: Poliamida

212173 CONJ. TOPOS KE51-KE52



Limpeza de alumínio lacado ou anodizado
Para preparação das superfícies a serem unidas e limpeza final

208704 PRODUTO LIMPEZA DE ALUMÍNIO (1L) Transparente



Junta de vedação elástica, resistente aos U.V.
Impede a corrosão de penetrar pelas zonas cortadas.

208019 SELA JUNTAS 150gr. (Cinza)

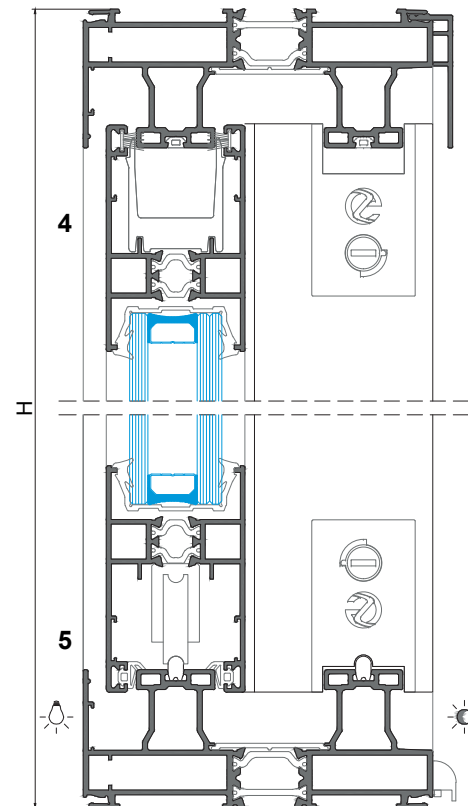
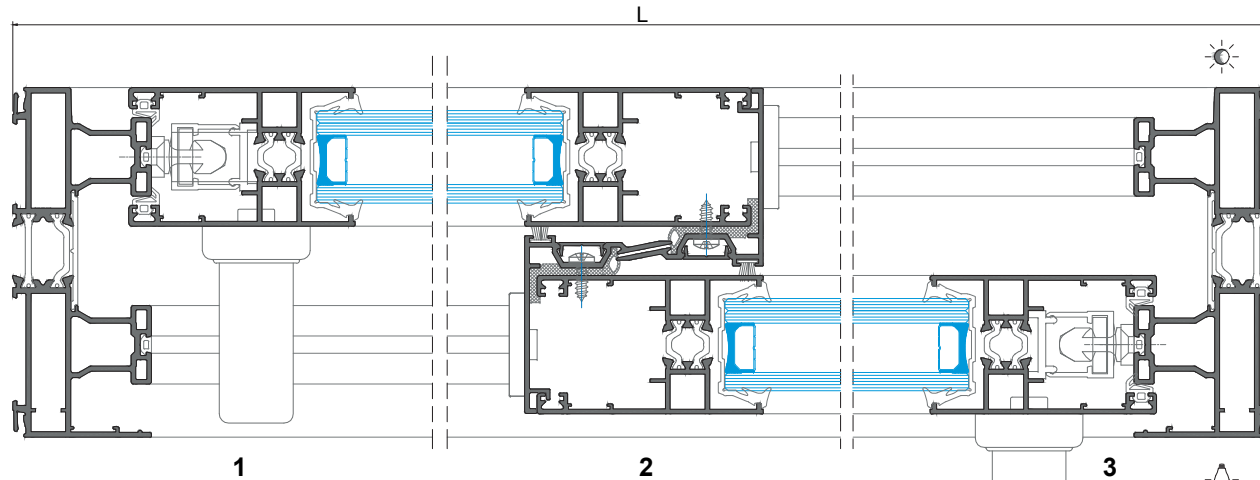
TIPOLOGIAS E MAPAS DE QUANTIDADES
TYPOLOGIES AND QUANTITY MAPS
TYPES ET CARTES DE QUANTITÉS



JANELA DE CORRER 2 FOLHAS 2-RAIL (SEM JUNTA DE REMATE)

2 LEAVES SLIDING WINDOW 2-RAIL (WITHOUT JOINT)

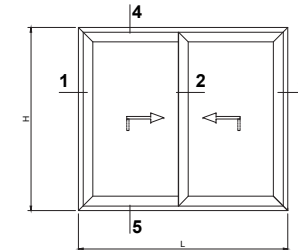
VANTAIL COULLISSANT À 2 VANTAUX 2-RAIL (SANS JOINT)



MEDIDAS VIDROS Glazing measures Dimensions des verres	
Lvidro(mm) Glass Verre	Hvidro(mm) Glass Verre
(L/2)-125	H-197

PERFIS PROFILES PROFILÉS					
CÓDIGO CODE	DESIGNAÇÃO DESIGNATION NOMINATION	C. HORIZ. VERT. HORIZ. VERT. C. HORIZ. VERT.		QUANT. QUANTITY QUANTITÉ	CORTE CUT COUPE
		JE-02	Aro Fixo Fixed frame Dormant		
JE-57	Aro Móvel Mobile frame Ouvrant	(L/2)-3	H-75	4+4	
JE-14	Perfil Central Central Central	-	H-75	2	
JE-80	Perfil Pingadeira Drip Gouttière	L	-	1	
PE-91	Perfil Guia Guide Guide	L-84	-	2	
AT-30	Perfil Remate Trim profile Profilé de finition	-	H-75	2	
JE-96	Perfil P.V.C. PVC profile Profilé en PVC	L-38	H-43	2+2	

VEDANTES SEALENTS JOINTS					
CÓDIGO CODE	DESIGNAÇÃO DESIGNATION NOMINATION	QUANTIDADE QUANTITY QUANTITÉ		Elevatória Lift. Eiev.	Multi-ponto M-P M-P
		208460	Pelúcia 7x7 STOP-FIN Brush gasket Joint brosse		
208300	VD 2096	2H	2H		
208298	VD 2065	4H+2L	4H		
208299	U 2066	4H+2L	4H+2L		
208414	VD 2026	4H+2L	4H+2L		



Peso máximo/folha: 250 Kg

Maximum weight/sash

Poids maximale/vantail

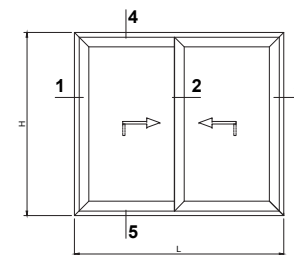
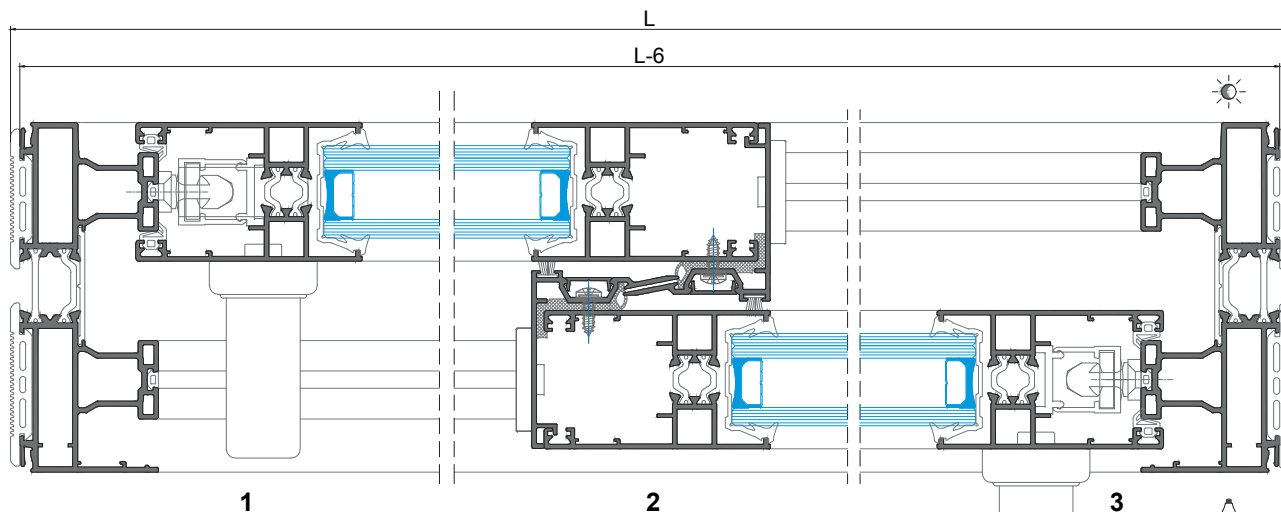
ACESSÓRIOS ACCESSORIES ACCESSOIRES			
CÓDIGO CODE	DESIGNAÇÃO DESIGNATION NOMINATION	QUANTIDADE QUANTITY QUANTITÉ	
		Elevatória Lift. Eiev.	Multi-ponto M-P M-P
-	Conj. Carrinhos Elevadores JE Lifting rollers Kit Kit Rouleaux élévatoire	2	-
-	Ferragem Cremone C(2xxx) Hardware Serrure	2	-
-	Cremone xxxxxxxx Cremone Crémone	2	-
-	Barra de ligação L(xxx) Connecting rod tige de connexion	2	-
-	Ferragem Multiponto JE Multipoint Hardware Serrure Multipoint	-	2
205105	Carrinhos JE 100 Kg Rollers JE Rouleaux JE	-	4
218217	Calço Ferragem Multip. Multip. Hardware Shim Cale Serrure Multipoint	-	Varíavel Variable
202491	Contra-fecho Ferr. Multip. Locking Plate Multip. Hard. Contre-ferm. Mult. Serrure	-	Varíavel Variable
-	Puxador Ferragem Multip. Multip. Hard. Handle Poignée Multip. Serrure	-	2
204155	Esquadro 18-3712 C Bracket Equerre	8	8
204901	Esquadro 18-1112 C JE Bracket Equerre	16	16
213246	Canto CR S/SB Corner Coin	20	20
212102	Conjunto Guias JE Guides Kit Kit de guides	1	1
212056	Conjunto Guias com Amortecedor JE Guides Kit absorbers Kit de guides amortisseurs	-	1
207093	Guias Superior JE Upper guide Guide supérieur	min.4 *	min.4 *
214164	Batente TOPEHSN Opening limiter Limiteur d'ouverture	2	-
228107	Limitador Abertura PO Série Correr Opening limiter Limiteur d'ouverture	-	2
223073	Kit Corta-Vento Esp. JE Central gasket Pièce d'étanchéité	-	1
223104	Kit Corta-Vento Esp. Elevatória JE Lift JE: Central gasket Pièce d'étanchéité Eiev. JE	1	-
210280	Goteira SOS C/Válvula Drip Gouttière	2	2
290020	Parafuso PAR 006 Screw Vis	1Un./m	1Un./m
218109	Calço p/ Vidro 79x40x3 Glazing shim Cale pour verre	8	8
212017	Conj. Fix. Ferragem Multip. Multip. Hardware fixation kit Kit fixation pour Serrure Multip.	-	Varíavel Variable
290260	Parafuso PAR 001 1/2x8 INOX CQ Screw Vis	2Un./m	2Un./m

* De 0-1m = 2un/folha; De 1-2m = 3un/folha; De 2-3m = 4un/folha
 De 0-1m = 2un/sash; From 1- 2m = 3un/sash; From 2-3m = 4un/sash
 De 0-1m = 2un/vantail; De 1-2m = 3un/vantail; De 2-3m = 4un/vantail

JANELA DE CORRER 2 FOLHAS 2-RAIL (COM JUNTA DE REMATE)

2 LEAVES SLIDING WINDOW 2-RAIL (WITH JOINT)

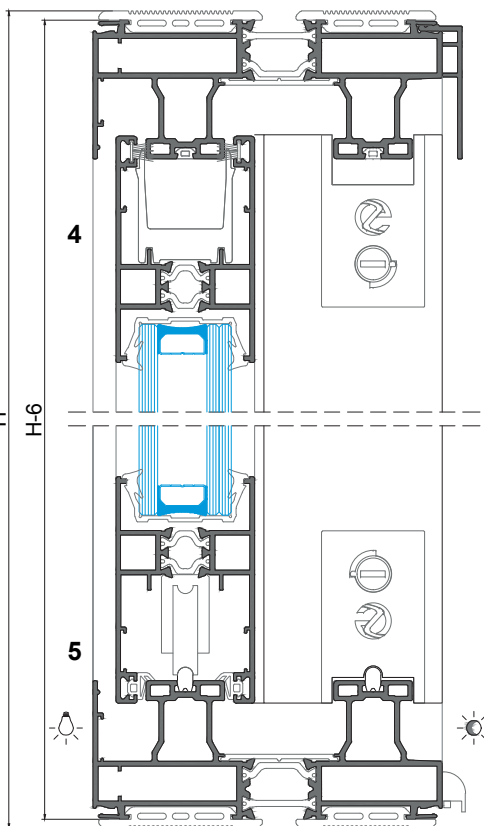
VANTAIL COULLISSANT À 2 VANTAUX 2-RAIL (AVEC JOINT)



Peso máximo/folha: 250 Kg

Maximum weight/sash

Poids maximale/vantail



MEDIDAS VIDROS	
Glazing measures	
Dimensions des verres	
Lvidro(mm) Glass Verre	Hvidro(mm) Glass Verre
(L/2)-128	H-203

PERFIS PROFILES PROFILÉS					
CÓDIGO CODE	DESIGNAÇÃO DESIGNATION NOMINATION	C. HORIZ. VERT.		QUANT. QUANTITY QUANTITE	CORTE CUT COUPE
		HORIZ. C. HORIZ.	VERT. C. VERTIC.		
JE-02	Aro Fixo Fixed frame Dormant	L-6	H-6	2+2	▲
JE-57	Aro Móvel Mobile frame Ouvrant	(L/2)-6	H-81	4+4	▲
JE-14	Perfil Central Central Central	-	H-81	2	■
JE-80	Perfil Pingadeira Drip Gouttière	L-6	-	1	■
PE-91	Perfil Guia Guide Guide	L-90	-	2	■
AT-30	Perfil Remate Trim profile Profilé de finition	-	H-81	2	■
JE-96	Perfil P.V.C. PVC profile Profilé en PVC	L-44	H-49	2+2	■

VEDANTES SEALENTS JOINTS					
CÓDIGO CODE	DESIGNAÇÃO DESIGNATION NOMINATION	QUANTIDADE		Elevatória Lift. Elev.	Multi-ponto M-P M-P
		2H+2L	2H+4L		
208460	Pelúcia 7x7 STOP-FIN Brush gasket Joint brosse	2H+2L	2H+4L		
208300	VD 2096	2H	2H		
208298	VD 2065	4H+2L	4H		
208299	U 2066	4H+2L	4H+2L		
208414	VD 2026	4H+2L	4H+2L		
208909	VD 2086	2H+2L	2H+2L		
208910	VD 2087	2H+2L	2H+2L		

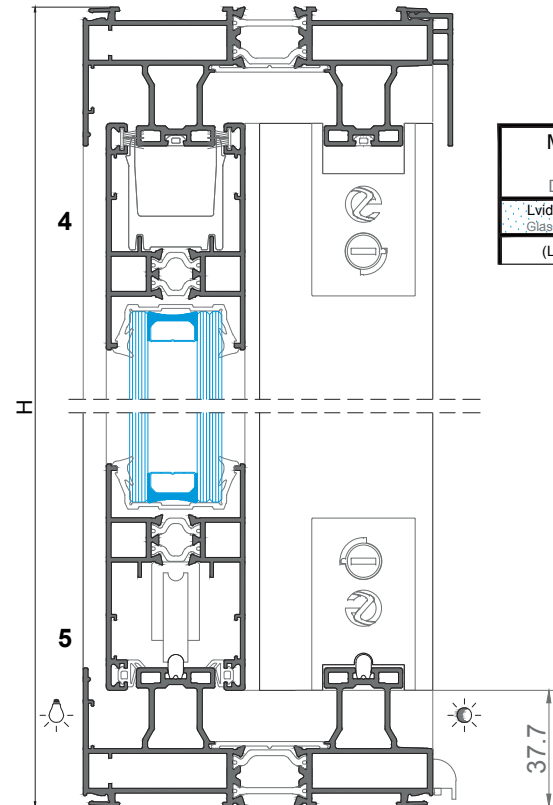
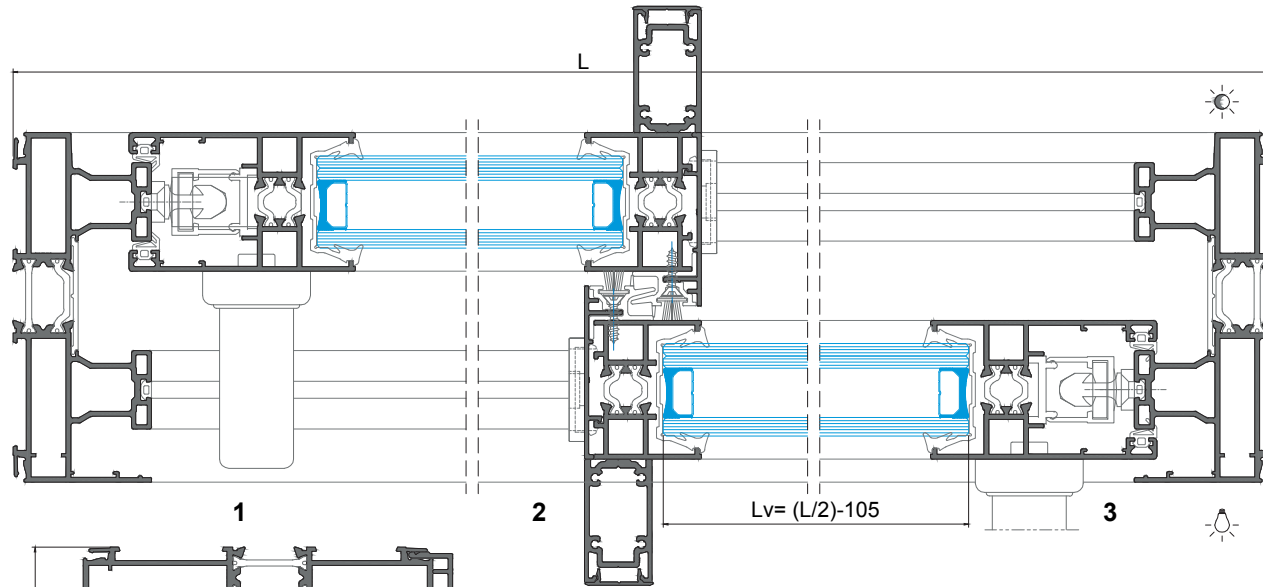
ACESSÓRIOS ACCESSORIES ACCESSOIRES				
CÓDIGO CODE	DESIGNAÇÃO DESIGNATION NOMINATION	QUANTIDADE		
		Elevatória Lift. Elev.	Multi-ponto M-P M-P	Multi-ponto M-P M-P
-	Conj. Carrinhos Elevadores JE Lifting rollers Kit Kit Rouleaux élévatoire	2	-	-
-	Ferragem Cremone C(2xxx) Hardware Serrure	2	-	-
-	Cremone xxxxxxxx Cremone Crémone	2	-	-
-	Barra de ligação L(xxx) Connecting rod tige de connexion	2	-	-
-	Ferragem Multiponto JE Multipoint Hardware Serrure Multipoint	-	2	-
205105	Carrinhos JE 100 Kg Rollers JE Rouleaux JE	-	-	4
218217	Calço Ferragem Multip. Multip. Hardware Shim Cale Serrure Multipoint	-	-	Varíavel Variable
202491	Contra-fecho Ferr. Multip. Locking Plate Multip. Hard. Contre-ferm. Mult. Serrure	-	-	Varíavel Variable
-	Puxador Ferragem Multip. Multip. Hard. Handle Poignée Multip. Serrure	-	2	-
204155	Esquadro 18-3712 C Bracket Équerre	8	8	8
204901	Esquadro 18-1112 C JE Bracket Équerre	16	16	16
213246	Canto CR S/SB Corner Coin	20	20	20
212102	Conjunto Guias JE Guides Kit Kit de guides	1	1	1
212056	Conjunto Guias com Amortecedor JE Guides Kit absorbers Kit de guides amortisseurs	-	1	1
207093	Guias Superior JE Upper guide Guide supérieure	min.4 *	min.4 *	min.4 *
214164	Batente TOPEHSN Opening limiter Limiteur d'ouverture	2	-	-
228107	Limitador Abertura PQ Série Correr Opening limiter Limiteur d'ouverture	-	2	2
223073	Kit Corta-Vento Esp. JE Central gasket Pièce d'étanchéité	-	1	1
223104	Kit Corta-Vento Esp. Elevatória JE Lift JE Central gasket Pièce d'étanchéité Elev. JE	1	-	-
210280	Goteira SOS C/Válvula Drip Gouttière	2	2	2
290020	Parafuso PAR 006 Screw Vis	1Un./m	1Un./m	1Un./m
218109	Calço pr Vidro 79x40x3 Glazing shim Cale pour verre	8	8	8
212017	Conj. Fix. Ferragem Multip. Multip. Hardware fixation kit Kit fixation pour Serrure Multip.	-	-	Varíavel Variable
290260	Parafuso PAR 001 1/2x8 INOX CQ Screw Vis	2Un./m	2Un./m	2Un./m

* De 0-1m = 2un/folha; De 1-2m = 3un/folha; De 2-3m = 4un/folha
From 0-1m = 2un/sash; From 1-2m = 3un/sash; From 2-3m = 4un/sash
De 0-1m = 2un/vantail; De 1-2m = 3un/vantail; De 2-3m = 4un/vantail

JANELA DE CORRER 2 FOLHAS 2-RAIL (SEM JUNTA DE REMATE) - Com perfis JE 58 + JE 15

2 LEAVES SLIDING WINDOW 2-RAIL (WITHOUT JOINT) - With JE 58 + JE 15 profiles

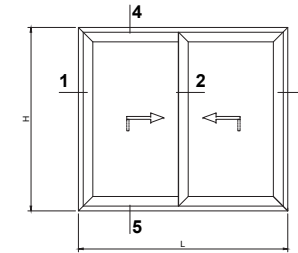
VANTAIL COULLISSANT À 2 VANTAUX 2-RAIL (SANS JOINT) - Avec profilés JE 58 + JE 15



MEDIDAS VIDROS	
Glazing measures	
Dimensions des verres	
Lvidro(mm) Glass Verre	Hvidro(mm) Glass Verre
(L/2)-105	H-197

PERFIS PROFILES PROFILÉS					
CÓDIGO CODE	DESIGNAÇÃO DESIGNATION NOMINATION	C. HORIZ. HORIZ. CUT	C. VERT. VERT. CUT	QUANT. QUANTITY	CORTE CUT
JE-02	Aro Fixo Fixed frame Dormant	L	H	2+2	
JE-57	Aro Móvel Mobile frame Ouvrant	(L/2)+16	H-75	4+2	
JE-58	Aro Móvel Mobile frame Ouvrant	-	H-152	2	
JE-15	Perfil Central Central Central	-	H-75	2	
JE-35	Perfil Reforço Reinforcement Renforcement	-	H-110	2	
OS-30	Perfil Remate Trim profile Profilé de finition	-	H-110	2	
JE-80	Perfil Pingadeira Drip Gouttière	L	-	1	
PE-91	Perfil Guia Guide Guide	L-84	-	2	
JE-96	Perfil P.V.C. PVC profile Profilé en PVC	L-38	H-43	2+2	
VD 2195	Perfil P.V.C. PVC profile Profilé en PVC	-	H-75	2	

VEDANTES SEALENTS JOINTS				
CÓDIGO CODE	DESIGNAÇÃO DESIGNATION NOMINATION	QUANTIDADE QUANTITY QUANTITÉ		
		Elevatória Lift. Elev.	Multi-ponto M-P M-P	
208460	Pelúcia 7x7 STOP-FIN Pile seal Joint brosse	2L	4L	
208474	PELÚCIA 9.5X8 8P QF Pile seal Joint brosse	2H	2H	
208298	VD 2065	4H+2L	4H	
208299	U 2066	4H+2L	4H+2L	
208414	VD 2026	4H+2L	4H+2L	



Peso máximo/folha: 250 Kg

Maximum weight/sash

Poids maximale/vantail

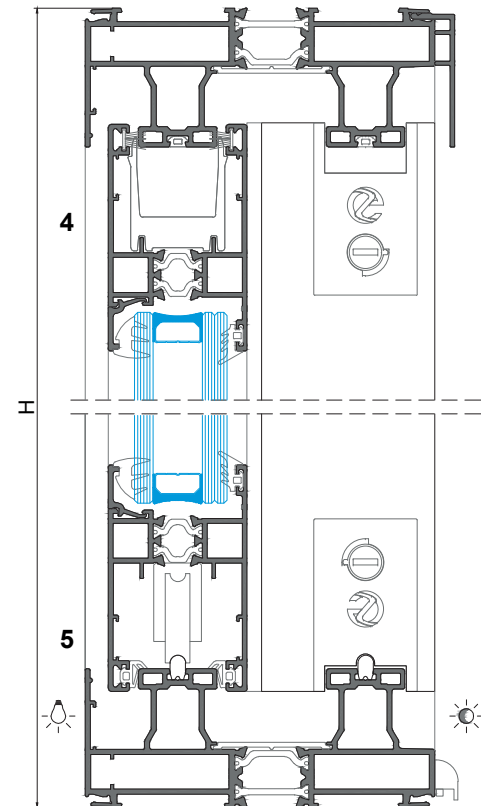
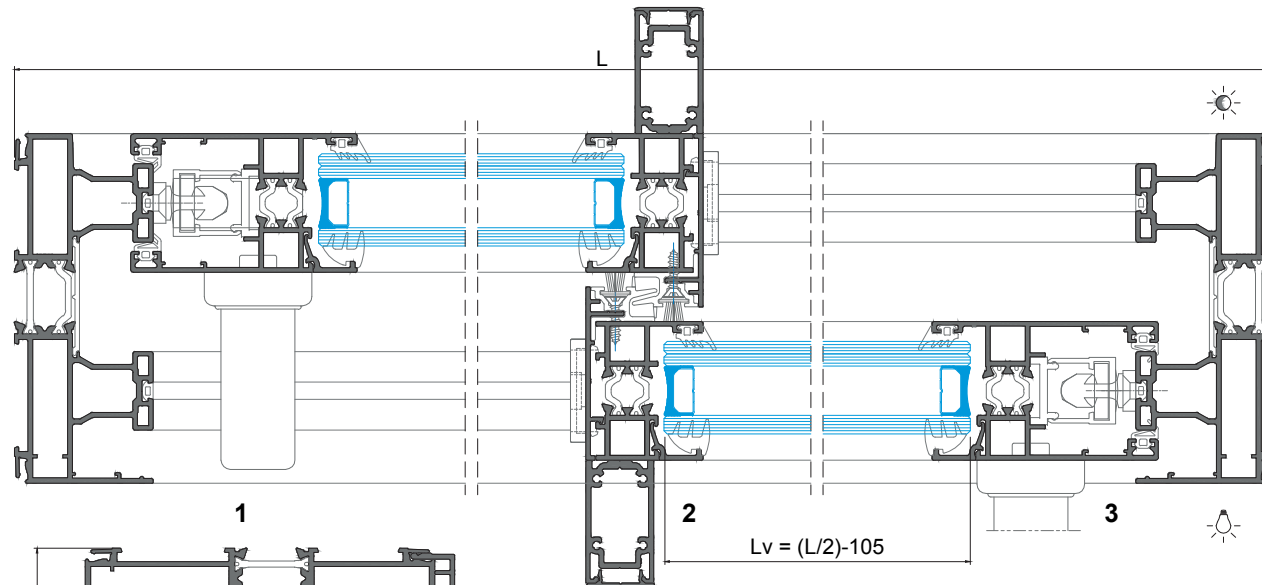
ACESSÓRIOS ACCESSORIES ACCESSOIRES				
CÓDIGO CODE	DESIGNAÇÃO DESIGNATION NOMINATION	QUANTIDADE QUANTITY QUANTITÉ		
		Elevatória Lift. Elev.	Multi-ponto M-P M-P	
-	Conj. Carrinhos Elevadores JE Lifting rollers Kit Kit Rouleaux élévatoire	2	-	
-	Ferragem Cremone C(2xxx) Hardware Serrure	2	-	
-	Cremone xxxxxxxx Cremone Crémone	2	-	
-	Barra de ligação L(xxx) Connecting rod tige de connexion	2	-	
-	Ferragem Multiponto JE Multipoint Hardware Serrure Multipoint	-	2	
205105	Carrinhos JE 100 Kg Rollers JE Rouleaux JE	-	4	
218217	Calço Ferragem Multip. Multip. Hardware Shim Cale Serrure Multipoint	-	Varíavel Variable	Varíavel Variable
202491	Contra-fecho Ferr. Multip. Locking Plate Multip. Hard. Contre-ferm. Mult. Serrure	-	Varíavel Variable	Varíavel Variable
-	Puxador Ferragem Multip. Multip. Hard. Handle Poignée Multip. Serrure	-	2	
204155	Esquadro 18-3712 C Bracket Équerre	8	8	
204901	Esquadro 18-1112 C JE Bracket Équerre	16	16	
213246	Canto CR S/SB Corner Coin	12	12	
212102	Conjunto Guias JE Guides Kit Kit de guides	1	1	
212056	Conjunto Guias com Amortecedor JE Guides Kit absorbers Kit de guides amortisseurs	-	1	
207093	Guias Superior JE Upper guide Guide supérieure	min.4 *	min.4 *	
214164	Batente TOPEHSN Opening limiter Limiteur d'ouverture	2	-	
228107	Limitador Abertura PQ Série Correr Opening limiter Limiteur d'ouverture	-	2	
223073	Kit Corta-Vento Esp. JE Central gasket Pièce d'étanchéité	-	1	
223104	Kit Corta-Vento Esp. Elevatória JE Lift JE Central gasket Pièce d'étanchéité Elev. JE	1	-	
210280	Goteira SOS C/Válvula Drip Gouttière	2	2	
290020	Parafuso PAR 006 Screw Vis	1Un./m	1Un./m	
218109	Calço p/ Vidro 79x40x3 Glazing shim Cale pour verre	8	8	
212017	Conj. Fix. Ferragem Multip. Multip. Hardware fixation kit Kit fixation pour Serrure Multip.	-	Varíavel Variable	Varíavel Variable
290052	Parafuso DIN 7982 Inox 3,5 x 16 Screw Vis	Diversos Diverse Divers		

* De 0-1m = 2un/folha; De 1-2m = 3un/folha; De 2-3m = 4un/folha
From 0-1m = 2un/sash; From 1- 2m = 3un/sash; From 2-3m = 4un/sash
De 0-1m = 2un/vantail; De 1-2m = 3un/vantail; De 2-3m = 4un/vantail

JANELA DE CORRER 2 FOLHAS 2-RAIL (SEM JUNTA DE REMATE) - Com perfis JE 59 + JE 95 + JE 15

2 LEAVES SLIDING WINDOW 2-RAIL (WITHOUT JOINT) - With JE 58 + JE 95 + JE 15 profiles

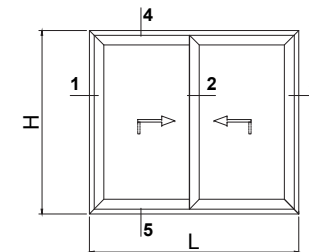
VANTAIL COULLISSANT À 2 VANTAUX 2-RAIL (SANS JOINT) - Avec profilés JE 58 + JE 95 + JE 15



MEDIDAS VIDROS	
Glazing measures	
Dimensions des verres	
Lvidro(mm) Glass Verre	Hvidro(mm) Glass Verre
(L/2)-105	H-197

PERFIS PROFILES PROFILÉS					
CÓDIGO CODE	DESIGNAÇÃO DESIGNATION NOMINATION	C. HORIZ. C. VERT.		QUANT. QUANTITY	CORTE CUT
		HORIZ. C. HORIZ.	VERT. C. VERTIC.		
JE-02	Aro Fixo Fixed frame Dormant	L	H	2+2	▲
JE-17	Aro Móvel Mobile frame Ouvrant	(L/2)+16	H-75	4+2	▲
JE-59	Aro Móvel Mobile frame Ouvrant	-	H-152	2	▲
JE-95	Bite Glazing bead Pardose	L-102	H-222	4+4	▲
JE-15	Perfil Central Central Central	-	H-75	2	▲
JE-35	Perfil Reforço Reinforcement Renforcement	-	H-110	2	▲
OS-30	Perfil Remate Trim profile Profilé de finition	-	H-110	2	▲
JE-80	Perfil Pingadeira Drip Gouttière	L	-	1	▲
PE-91	Perfil Guia Guide Guide	L-84	-	2	▲
JE-96	Perfil P.V.C. PVC profile Profilé en PVC	L-38	H-43	2+2	▲
VD 2195	Perfil P.V.C. PVC profile Profilé en PVC	-	H-75	2	▲

VEDANTES SEALÉNTS JOINTS			
CÓDIGO CODE	DESIGNAÇÃO DESIGNATION NOMINATION	QUANTIDADE QUANTITY QUANTITÉ	
		Elevatória Lift. Elev.	Multi-ponto M-P M-P
208460	Pelúcia 7x7 STOP-FIN Pile seal Joint brosse	2L	4L
208474	Pelúcia 9.5X8 8P QF Pile seal Joint brosse	2H	2H
208298	VD 2065	4H+2L	4H
208350	VD 2003	4H+2L	4H+2L
	Junta interior Glazing wedge gasket Joint intérieur	4H+2L	4H+2L
208414	VD 2026	4H+2L	4H+2L



Peso máximo/folha: 250 Kg
Maximum weight/sash
Poids maximale/vantail

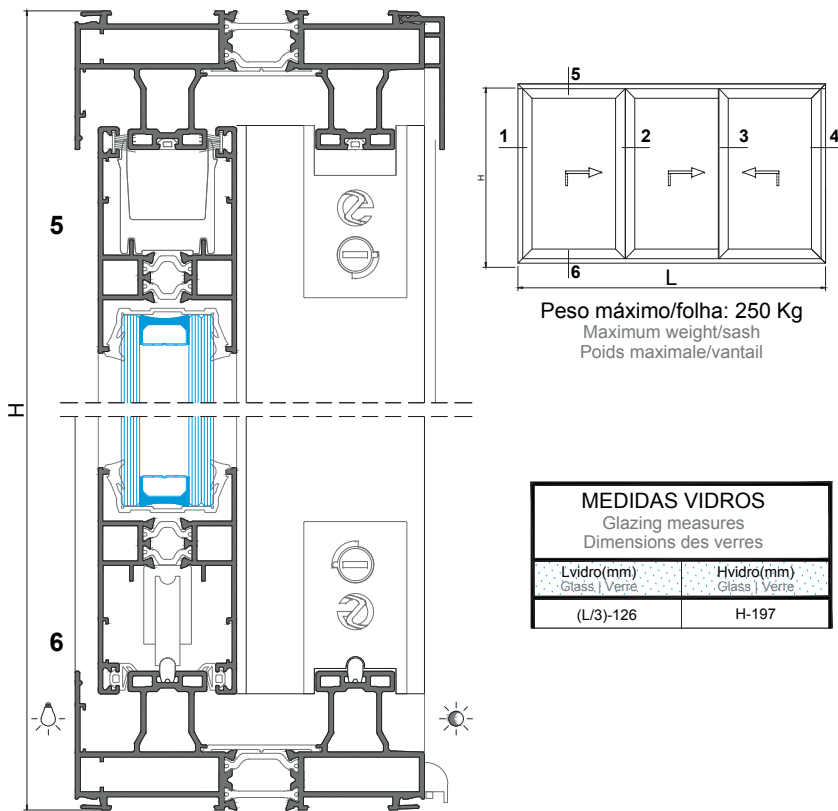
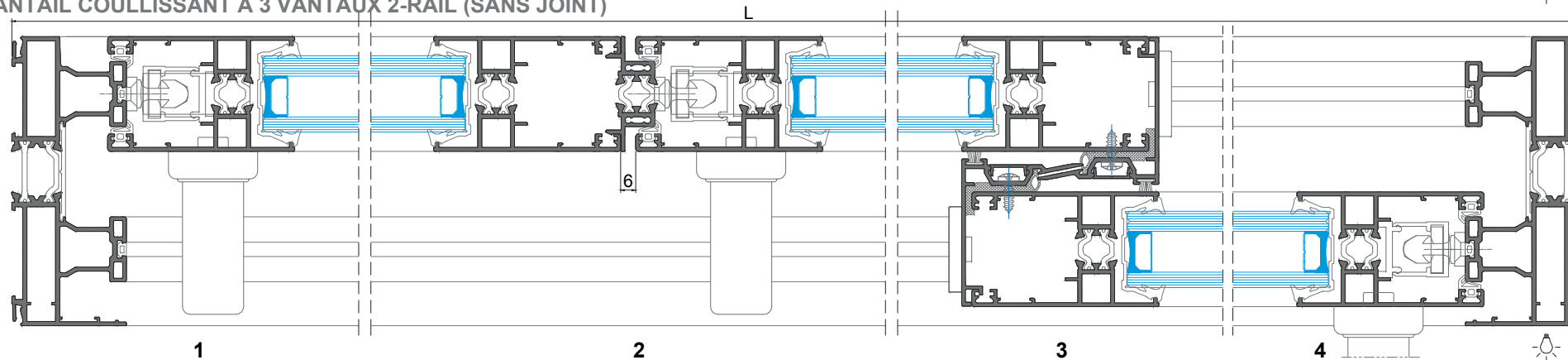
ACESSÓRIOS ACCESSORIES ACCESSOIRES			
CÓDIGO CODE	DESIGNAÇÃO DESIGNATION NOMINATION	QUANTIDADE QUANTITY QUANTITÉ	
		Elevatória Lift. Elev.	Multi-ponto M-P M-P
	Conj. Carrinhos Elevadores JE Lifting rollers Kit Kit Rouleaux élévatoire	2	-
	Ferragem Cremone C(2xxx) Hardware Serrure	2	-
	Cremone xxxxxxxx Cremone Crémone	2	-
	Barra de ligação L(xxx) Connecting rod tige de connexion	2	-
	Ferragem Multipointe JE Multipoint Hardware Serrure Multipoint	-	2
205105	Carrinhos JE 100 Kg Rollers JE Rouleaux JE	-	4
218217	Calço Ferragem Multip. Multip. Hardware Shim Cale-Serrure Multipoint	-	Varíavel Variable
202491	Contra-fecho Ferr. Multip. Locking Plate Multip. Hard. Contre-ferm. Mult. Serrure	-	Varíavel Variable
	Puxador Ferragem Multip. Multip. Hard. Handle Poignée Multip. Serrure	-	2
204155	Esquadro 18-3712 C Bracket Equétre	8	8
204901	Esquadro 18-1112 C JE Bracket Equétre	16	16
213246	Canto CR S/SB Corner Coin	12	12
212102	Conjunto Guias JE Guides Kit Kit de guides	1	1
212056	Conjunto Guias com Amortecedor JE Guides Kit absorbers Kit de guides amortisseurs	-	1
207093	Guias Superior JE Upper guide Guide supérieur	min.4**	min.4**
214164	Batente TOPEHSN Opening limiter Limiteur d'ouverture	2	-
228107	Limitador Abertura PQ Série Correr Opening limiter Limiteur d'ouverture	-	2
223073	Kit Corta-Vento Esp. JE Central gasket Pièce d'étanchéité	-	1
223104	Kit Corta-Vento Esp. Elevatória JE Lift JE Central gasket Pièce d'étanchéité Elev. JE	1	-
210280	Goteira SOS C/Válvula Drip Gouttière	2	2
290020	Parafuso PAR 006 Screw Vis	1Un./m	1Un./m
218109	Calço p/ Vidro 79x40x3 Glazing shim Cale pour verre	8	8
212017	Conj. Fix. Ferragem Multip. Multip. Hardware fixation kit Kit fixation pour Serrure Multip.	-	Varíavel Variable
290052	Parafuso DIN 7982 Inox 3,5 x 16 Screw Vis	Diversos Diverse Divers	

* De 0-1m = 2un/folha; De 1-2m = 3un/folha; De 2-3m = 4un/folha
From 0-1m = 2un/sash; From 1-2m = 3un/sash; From 2-3m = 4un/sash
De 0-1m = 2un/vantail; De 1-2m = 3un/vantail; De 2-3m = 4un/vantail

JANELA DE CORRER 3 FOLHAS 2-RAIL (SEM JUNTA DE REMATE)

3 LEAVES SLIDING WINDOW 2-RAIL (WITHOUT JOINT)

VANTAIL COULLISSANT À 3 VANTAUX 2-RAIL (SANS JOINT)



MEDIDAS VIDROS	
Glazing measures	
Dimensions des verres	
Lvidro(mm) Glass Verre	Hvidro(mm) Glass Verre
(L/3)-126	H-197

PERFIS PROFILES PROFILÉS					
CÓDIGO CODE	DESIGNAÇÃO DESIGNATION NOMINATION	C. HORIZ. HORIZ. CUT	VERT. VERTIC. CUT	QUANT. QUANTITE	CORTE CUT COUBE
JE-02	Aro Fixo Fixed frame Dormant	L	H	2+2	▲
JE-57	Aro Móvel Mobile frame Ouvrant	(L/3)-4	H-75	6+6	▲
JE-14	Perfil Central Central Central	-	H-75	2	■
JE-27	União 3/4 Folhas Union Union	-	*	1	■
JE-80	Perfil Pingadeira Drip Gouttière	L	-	1	■
PE-91	Perfil Guia Guide Guide	L-84	-	2	■
AT-30	Perfil Remate Trim profile Profilé de finition	-	H-75	2	■
JE-96	Perfil P.V.C. PVC profile Profilé en PVC	L-38	H-43	2+2	■

* Medidas de corte no pormenor de "Montagem de Acessórios - Conj. de Topos JE"
Cut measures on the detail of "Accessories Assembly - JE End-caps Kit"
Mesures de coup dans le détail de "Assemblage des Access. - Kits d'embouts JE"

VEDANTES SEALENTS JOINTS			
CÓDIGO CODE	DESIGNAÇÃO DESIGNATION NOMINATION	QUANTIDADE QUANTITY QUANTITE	
		Elevatória Lift. Elév.	Multi-ponto M-P M-P
208460	Pelúcia 7x7 STOP-FIN Brush gasket Joint brosse	2H+2L	2H+4L
208300	VD 2096	2H	2H
208298	VD 2065	6H+2L	6H
208299	U 2066	6H+2L	6H+2L
208414	VD 2026	4H+2L	4H+2L

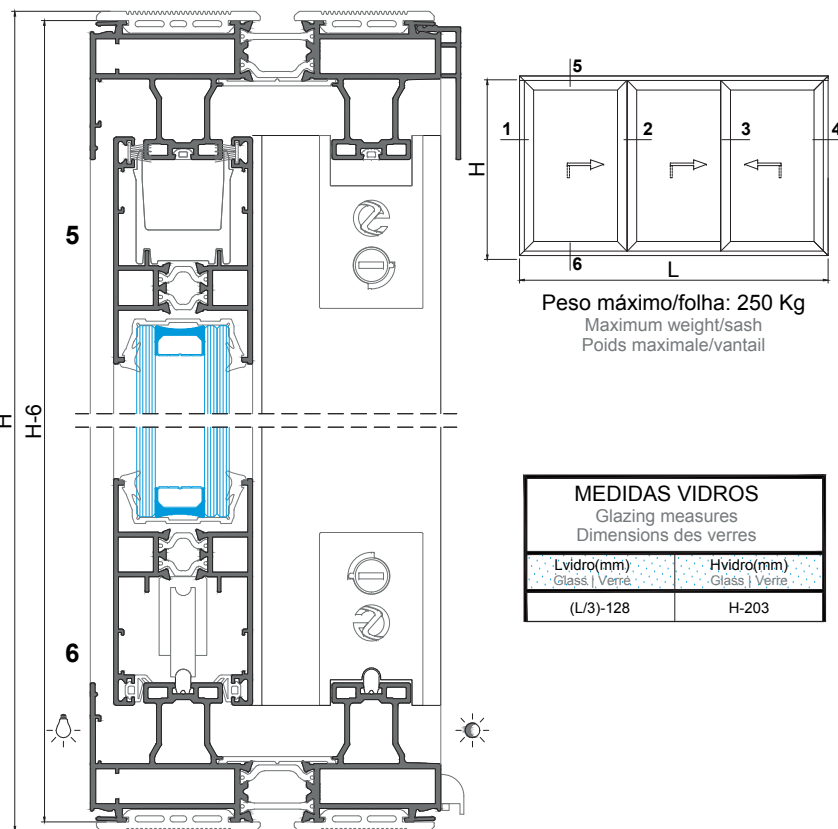
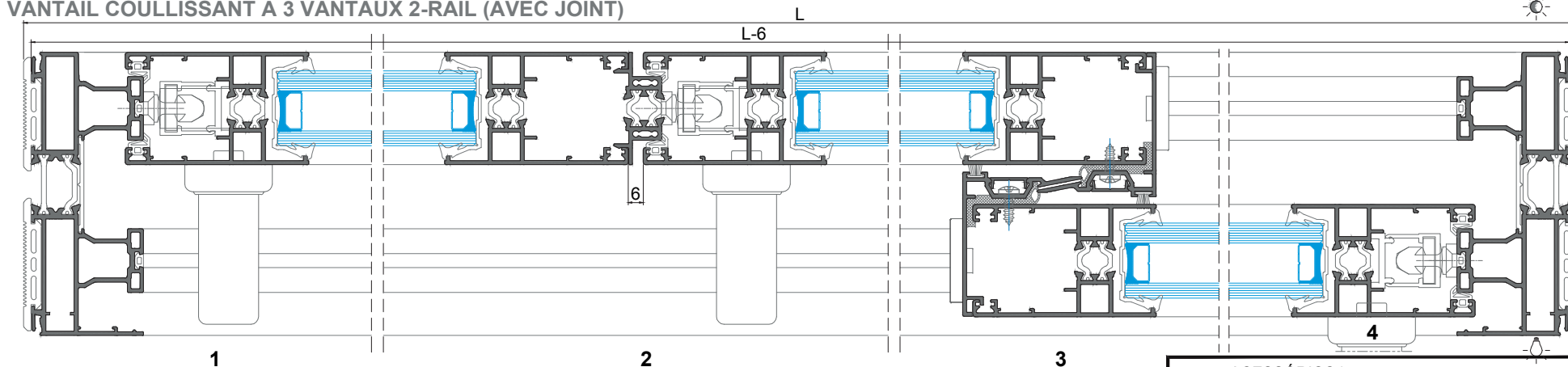
ACESSÓRIOS ACCESSORIES ACCESSOIRES			
CÓDIGO CODE	DESIGNAÇÃO DESIGNATION NOMINATION	QUANTIDADE QUANTITY QUANTITE	
		Elevatória Lift. Elév.	Multi-ponto M-P M-P
	Conj. Carrinhos Elevadores JE Lifting rollers Kit Kit Rouleaux élévatoire	3	-
	Ferragem Cremone C(2xxx) Hardware Serrure	3	-
	Cremone xxxxxxxx Cremone Crémone	3	-
	Barra de ligação L(xxx) Connecting rod tige de connexion	3	-
	Ferragem Multiponto JE Multipoint Hardware Serrure Multipoint	-	3
205105	Carrinhos JE 100 Kg Rollers JE Rouleaux JE	-	6
218217	Calço Ferragem Multip. Multip. Hardware Shim Cale Serrure Multipoint	-	Variável Variable
202491	Contra-fecho Ferr. Multip. Locking Plate Multip. Hard. Contre-ferm. Mult. Serrure	-	Variável Variable
	Puxador Ferragem Multip. Multip. Hard. Handle Poignée Multip. Serrure	-	2
204155	Esquadro 18-3712 C Bracket Équerre	8	8
204901	Esquadro 18-1112 C JE Bracket Équerre	24	24
213246	Canto CR S/SB Corner Coin	28	28
212102	Conjunto Guias JE Guides Kit Kit de guides	1	1
212056	Conjunto Guias com Amortecedor JE Guides Kit absorbers Kit de guides amortisseurs	-	1
207093	Guias Superior JE Upper guide Guide supérieur	min.6 *	min.6 *
214164	Batente TOPEHSN Opening limiter Limiteur d'ouverture	2	-
228107	Limitador Abertura PO Série Correr Opening limiter Limiteur d'ouverture	-	2
223073	Kit Corta-Vento Esp. JE Central gasket Pièce d'étanchéité	-	2
223104	Kit Corta-Vento Esp. Elevatória JE Lift JE Central gasket Pièce d'étanchéité Elév. JE	2	-
212051	Conjunto Topo JE 27 N°1 KIT N.1 end-cap JE27 Kit N.1 embout JE27	1	1
212053	Conjunto Topo JE 27 N°2 KIT N.2 end-cap JE27 Kit N.2 embout JE27	-	1
210280	Goteira SOS C/Válvula Drip Gouttière	4	4
290020	Parafuso PAR 006 Screw Vis	1Un./m	1Un./m
218109	Calço p/ Vidro 79x40x3 Glazing shim Cale pour verre	12	12
212017	Conj. Fix. Ferragem Multip. Multip. Hardware fixation kit Kit fixation pour Serrure Multip.	-	Variável Variable
290260	Parafuso PAR 001 1/2x8 INOX CQ Screw Vis	2Un./m	2Un./m

* De 0-1m = 2un/folha; De 1-2m = 3un/folha; De 2-3m = 4un/folha
From 0-1m = 2un/sash; From 1- 2m = 3un/sash; From 2-3m = 4un/sash
De 0-1m = 2un/vantail; De 1-2m = 3un/vantail; De 2-3m = 4un/vantail

JANELA DE CORRER 3 FOLHAS 2-RAIL (COM JUNTA DE REMATE)

3 LEAVES SLIDING WINDOW 2-RAIL (WITH JOINT)

VANTAIL COULLISSANT À 3 VANTAUX 2-RAIL (AVEC JOINT)



Peso máximo/folha: 250 Kg
Maximum weight/sash
Poids maximale/vantail

MEDIDAS VIDROS	
Glazing measures	
Dimensions des verres	
Lvidro(mm) Glass Verre	Hvidro(mm) Glass Verre
(L/3)-128	H-203

PERFIS PROFILES PROFILÉS					
CÓDIGO CODE	DESIGNAÇÃO DESIGNATION NOMINATION	C. HORIZ. VERT. HORIZ. OU VERT. L. C. O. C. HORIZ. - C. VERTIC.	QUANT. QUANTITÉ	CORTE CUT COUPE	
JE-02	Aro Fixo Fixed frame Dormant	L-6	H-6	2+2	
JE-57	Aro Móvel Mobile frame Ouvrant	(L/3)-6	H-81	6+6	
JE-14	Perfil Central Central Central	-	H-81	2	
JE-27	União 3/4 Folhas Union Union	-	*	1	
JE-80	Perfil Pingadeira Drip Gouttière	L-6	-	1	
PE-91	Perfil Guia Guide Guide	L-90	-	2	
AT-30	Perfil Remate Trim profile Profilé de finition	-	H-81	2	
JE-96	Perfil P.V.C. PVC profile Profilé en PVC	L-44	H-49	2+2	

* Medidas de corte no pormenor de "Montagem de Acessórios - Conj. de Topos JE"
Cut measures on the detail of "Accessories Assembly - JE End-caps Kit"
Mesures de coup dans le détail de "Assemblage des Access. - Kits d'embouts JE"

VEDANTES SEALENTS JOINTS			
CÓDIGO CODE	DESIGNAÇÃO DESIGNATION NOMINATION	QUANTIDADE QUANTITY QUANTITÉ	
		Elevatória Lift. Elev.	Multi-ponto M-P M-P
208460	Pelúcia 7x7 STOP-FIN Brush gasket Joint brosse	2H+2L	2H+4L
208300	VD 2096	2H	2H
208298	VD 2065	6H+2L	6H
208299	U 2066	6H+2L	6H+2L
208414	VD 2026	4H+2L	4H+2L
208909	VD 2086	2H+2L	2H+2L
208910	VD 2087	2H+2L	2H+2L

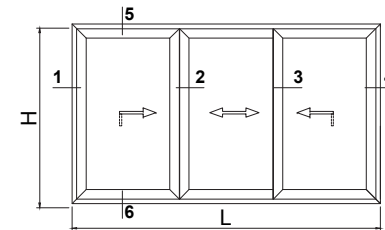
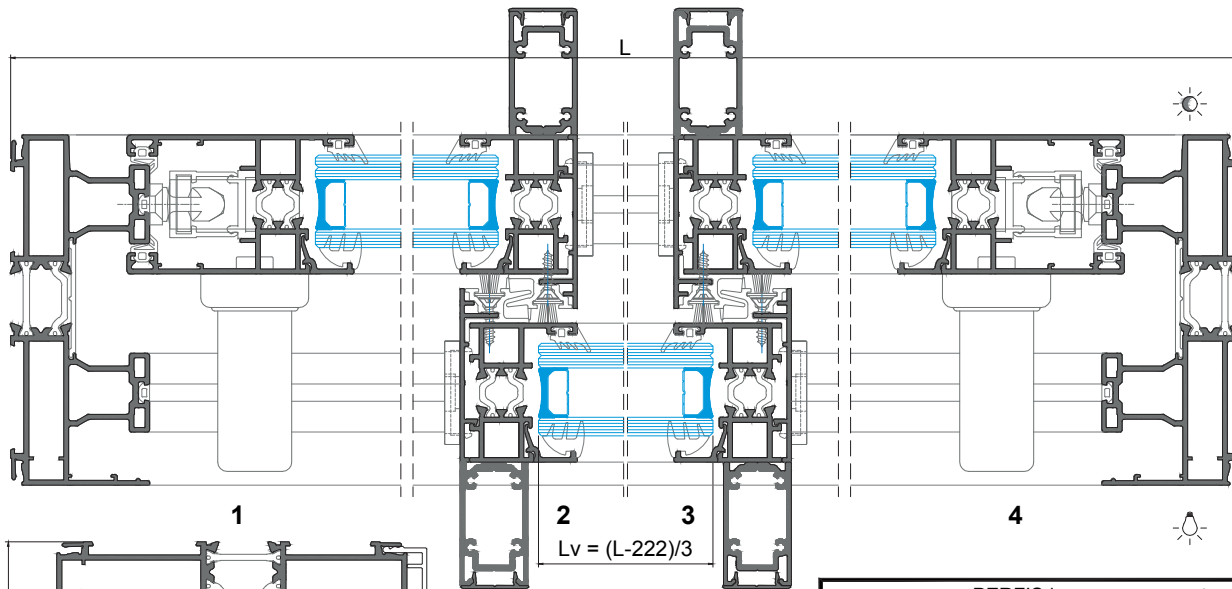
ACESSÓRIOS ACCESSORIES ACCESSOIRES			
CÓDIGO CODE	DESIGNAÇÃO DESIGNATION NOMINATION	QUANTIDADE QUANTITY QUANTITÉ	
		Elevatória Lift. Elev.	Multi-ponto M-P M-P
	Conj. Carrinhos Elevadores JE Lifting rollers Kit Kit Rouleaux élévatoire	3	-
	Ferragem Cremone C(2xxx) Hardware Serrure	3	-
	Cremone xxxxxxxx Cremone Crémone	3	-
	Barra de ligação L(xxx) Connecting rod tige de connexion	3	-
	Ferragem Multiponto JE Multipoint Hardware Serrure Multipoint	-	3
205105	Carrinhos JE 100 Kg Rollers JE Rouleaux JE	-	6
218217	Calço Ferragem Multip. Multip. Hardware Shim Cale Serrure Multipoint	-	Variável Variable
202491	Contra-fecho Ferr. Multip. Locking Plate Multip. Hard. Contre-ferm. Mult. Serrure	-	Variável Variable
	Puxador Ferragem Multip. Multip. Hard. Handle Poignée Multip. Serrure	-	2
204155	Esquadro 18-3712 C Bracket Équerre	8	8
204901	Esquadro 18-1112 C JE Bracket Équerre	24	24
213246	Canto CR S/SB Corner Coin	28	28
212102	Conjunto Guias JE Guides Kit Kit de guides	1	1
212056	Conjunto Guias com Amortecedor JE Guides Kit absorbers Kit de guides amortisseurs	-	1
207093	Guias Superior JE Upper guide Guide supérieur	min.6 *	min.6 *
214164	Batente TOPEHSN Opening limiter Limiteur d'ouverture	2	-
228107	Limitador Abertura PO Série Correr Opening limiter Limiteur d'ouverture	-	2
223073	Kit Corta-Vento Esp. JE Central gasket Pièce d'étanchéité	-	2
223104	Kit Corta-Vento Esp. Elevatória JE Lift JE Central gasket Pièce d'étanchéité Elev. JE	2	-
212051	Conjunto Topo JE 27 N°1 KIT N.1 end-cap JE27 Kit N.1 embout JE27	1	1
212053	Conjunto Topo JE 27 N°2 KIT N.2 end-cap JE27 Kit N.2 embout JE27	-	1
210280	Goteira SOS C/Válvula Drip Gouttière	4	4
290020	Parafuso PAR 006 Screw Vis	1Un./m	1Un./m
218109	Calço p/ Vidro 79x40x3 Glazing shim Cale pour verre	12	12
212017	Conj. Fix. Ferragem Multip. Multip. Hardware fixation kit Kit fixation pour Serrure Multip.	-	Variável Variable
290260	Parafuso PAR 001 1/2x8 INOX CQ Screw Vis	2Un./m	2Un./m

* De 0-1m = 2un/folha; De 1-2m = 3un/folha; De 2-3m = 4un/folha
From 0-1m = 2un/sash; From 1- 2m = 3un/sash; From 2-3m = 4un/sash
De 0-1m = 2un/vantail; De 1-2m = 3un/vantail; De 2-3m = 4un/vantail

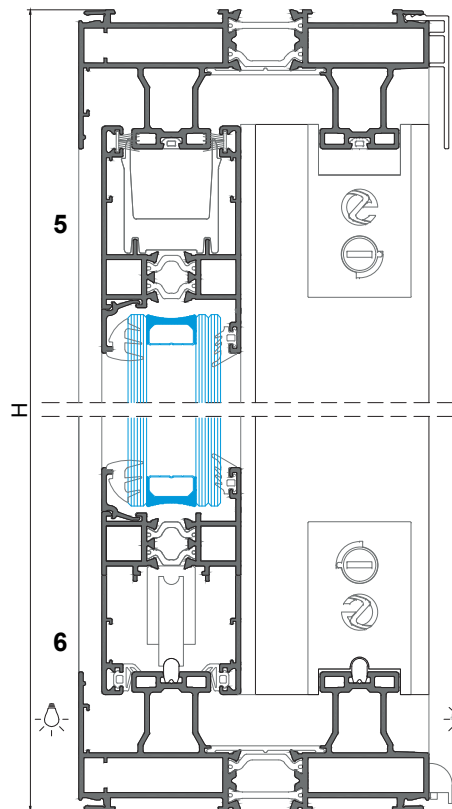
JANELA DE CORRER 3 FOLHAS 2-RAIL (SEM JUNTA DE REMATE) - Com perfis JE 59 + JE 95 + JE 15

3 LEAVES SLIDING WINDOW 2-RAIL (WITHOUT JOINT) - With JE 58 + JE 95 + JE 15 profiles

VANTAIL COULLISSANT À 3 VANTAUX 2-RAIL (SANS JOINT) - Avec profilés JE 58 + JE 95 + JE 15



Peso máximo/folha: 250 Kg
Maximum weight/sash
Poids maximale/vantail



MEDIDAS VIDROS Glazing measures Dimensions des verres	
Lvidro(mm) Glass Verre	Hvidro(mm) Glass Verre
(L-222)/3	H-197

PERFIS PROFILES PROFILÉS					
CÓDIGO CODE	DESIGNAÇÃO DESIGNATION NOMINATION	C. HORIZ. HORIZ. CUT C.-HORIZ.	C. VERT. VERT. CUT C.-VERTIC.	QUANT. QUANTITY QUANTITE	CORTE CUT COUPE
JE-02	Aro Fixo Fixed frame Dormant	L	H	2+2	▲
JE-17	Aro Móvel Mobile frame Ouvrant	(L+143)/3	H-75	6+2	▲
JE-59	Aro Móvel Mobile frame Ouvrant	-	H-152	4	▲
JE-95	Bite Glazing bead Parciose	(L-300)/3	H-222	6+6	■
JE-15	Perfil Central Central Central	-	H-75	4	■
JE-35	Perfil Reforço Reinforcement Renforcement	-	H-110	4	■
OS-30	Perfil Remate Trim profile Profilé de finition	-	H-110	4	■
JE-80	Perfil Pingadeira Drip Gouttière	L	-	1	■
PE-91	Perfil Guia Guide Guide	L-84	-	2	■
JE-96	Perfil P.V.C. PVC profile Profilé en PVC	L-38	H-43	2+2	■
VD 2195	Perfil P.V.C. PVC profile Profilé en PVC	-	H-75	4	■

VEDANTES SEALENTS JOINTS			
CÓDIGO CODE	DESIGNAÇÃO DESIGNATION NOMINATION	QUANTIDADE QUANTITY QUANTITE	
		Elevatória Lift. Elev.	Multi-ponto M-P M-P
208460	Pelúcia 7x7 STOP-FIN Pile seal Joint brosse	2L	4L
208474	Pelúcia 9.5X8 8P QF Pile seal Joint brosse	4H	4H
208298	VD 2065	4H+2L	4H
208350	VD 2003	6H+2L	6H+2L
-	Junta interior Glazing wedge gasket Joint intérieur	6H+2L	6H+2L
208414	VD 2026	4H+2L	4H+2L

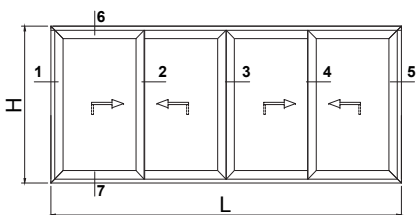
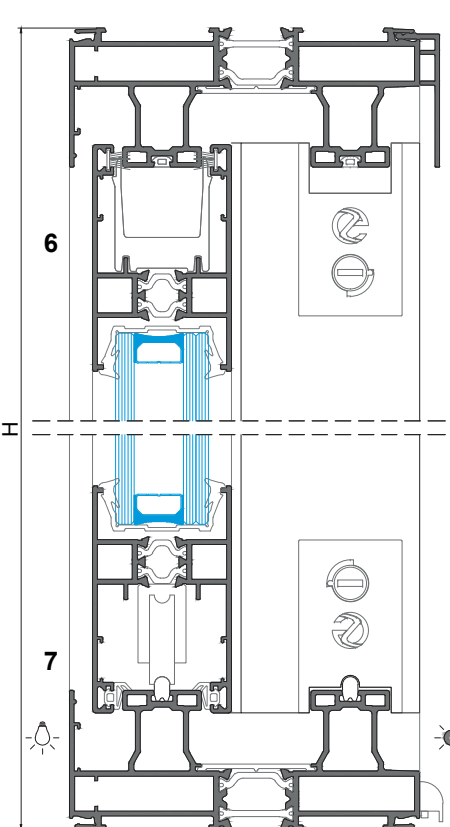
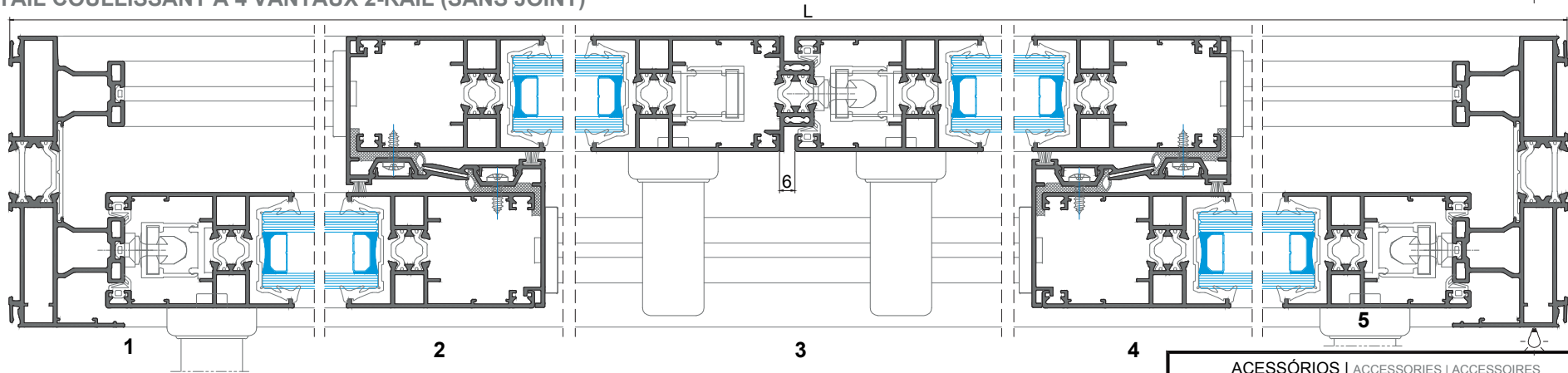
ACESSÓRIOS ACCESSORIES ACCESSOIRES			
CÓDIGO CODE	DESIGNAÇÃO DESIGNATION NOMINATION	QUANTIDADE QUANTITY QUANTITE	
		Elevatória Lift. Elev.	Multi-ponto M-P M-P
-	Conj. Carrinhos Elevadores JE Lifting rollers Kit Kit Rouleaux élévatoire	2	-
-	Ferragem Cremone C(2xxx) Hardware Serrure	2	-
-	Cremone xxxxxxxx Cremone Crémone	2	-
-	Barra de ligação L(xxx) Connecting rod tige de connexion	2	-
-	Ferragem Multiponto JE Multipoint Hardware Serrure Multipoint	-	2
205105	Carrinhos JE 100 Kg Rollers JE Rouleaux JE	2	6
218217	Calço Ferragem Multip. Multip. Hardware Shim Cale Serrure Multipoint	-	Variável Variable
202491	Contra-fecho Ferr. Multip. Locking Plate Multip. Hard. Contre-ferm. Mult. Serrure	-	Variável Variable
-	Puxador Ferragem Multip. Multip. Hard. Handle Poignée Multip. Serrure	-	2
204155	Esquadro 18-3712 C Bracket Equérre	8	8
204901	Esquadro 18-1112 C JE Bracket Equérre	24	24
213246	Canto CR S/SB Corner Coin	12	12
212102	Conjunto Guias JE Guides Kit Kit de guides	2	2
212056	Conjunto Guias com Amortecedor JE Guides Kit absorbers Kit de guides amortisseurs	-	1
207093	Guias Superior JE Upper guide Guide supérieur	min.6 *	min.6 *
214164	Batente TOPEHSN Opening limiter Limiteur d'ouverture	2	-
228107	Limitador Abertura PQ Série Correr Opening limiter Limiteur d'ouverture	-	2
223073	Kit Corta-Vento Esp. JE Central gasket Pièce d'étanchéité	-	2
223104	Kit Corta-Vento Esp. Elevatória JE Lift JE Central gasket Pièce d'étanchéité Elev. JE	2	-
210280	Goteira SOS C/Válvula Drip Gouttière	3	3
290020	Parafuso PAR 006 Screw Vis	1Un./m	1Un./m
218109	Calço p/ Vidro 79x40x3 Glazing shim Cale pour verre	12	12
212017	Conj. Fix. Ferragem Multip. Multip. Hardware fixation kit Kit fixation pour Serrure Multip.	-	Variável Variable
290052	Parafuso DIN 7982 Inox 3,5 x 16 Screw Vis	Diversos Diverse Divers	

* De 0-1m = 2un/folha; De 1-2m = 3un/folha; De 2-3m = 4un/folha
From 0-1m = 2un/sash; From 1- 2m = 3un/sash; From 2-3m = 4un/sash
De 0-1m = 2un/vantail; De 1-2m = 3un/vantail; De 2-3m = 4un/vantail

JANELA DE CORRER 4 FOLHAS 2-RAIL (SEM JUNTA DE REMATE)

4 LEAVES SLIDING WINDOW 2-RAIL (WITHOUT JOINT)

VANTAIL COULLISSANT À 4 VANTAUX 2-RAIL (SANS JOINT)



Peso máximo/folha: 250 Kg
Maximum weight/sash
Poids maximale/vantail

MEDIDAS VIDROS Glazing measures Dimensions des verres	
Lvidro(mm) Glass / Verre	Hvidro(mm) Glass / Verre
(L/4)-108	H-197

PERFIS PROFILES PROFILÉS					
CÓDIGO CODE	DESIGNAÇÃO DESIGNATION NOMINATION	C. HORIZ. C. HORIZ.	VERT. VERTIC.	QUANT. QUANTITE	CORTE COUPE
JE-02	Aro Fixo Fixed frame Dormant	L	H	2+2	
JE-57	Aro Móvel Mobile frame Ouvrant	(L/4)+15	H-75	8+8	
JE-14	Perfil Central Central Central	-	H-75	4	
JE-27	União 3/4 Folhas Union Union	-	*	1	
JE-80	Perfil Pingadeira Drip Gouttière	L	-	1	
PE-91	Perfil Guia Guide Guide	L-84	-	2	
AT-30	Perfil Remate Trim profile Profilé de finition	-	H-75	4	
JE-96	Perfil P.V.C. PVC profile Profilé en PVC	L-38	H-43	2+2	

* Medidas de corte no pormenor de "Montagem de Acessórios - Conj. de Topos JE"
Cut measures on the detail of "Accessories Assembly - JE End-caps Kit"
Mesures de coup dans le détail de "Assemblage des Access. - Kits d'embouts JE"

VEDANTES SEALENTS JOINTS				
CÓDIGO CODE	DESIGNAÇÃO DESIGNATION NOMINATION	QUANTIDADE QUANTITY QUANTITE		
		Elevatória Lift. Elev.	Multi-ponto M-P M-P	
208460	Pelúcia 7x7 STOP-FIN Brush gasket Joint brosse	4H+2L	4H+4L	
208300	VD 2096	4H	4H	
208298	VD 2065	6H+2L	6H	
208299	U 2066	8H+2L	8H+2L	
208414	VD 2026	4H+2L	4H+2L	

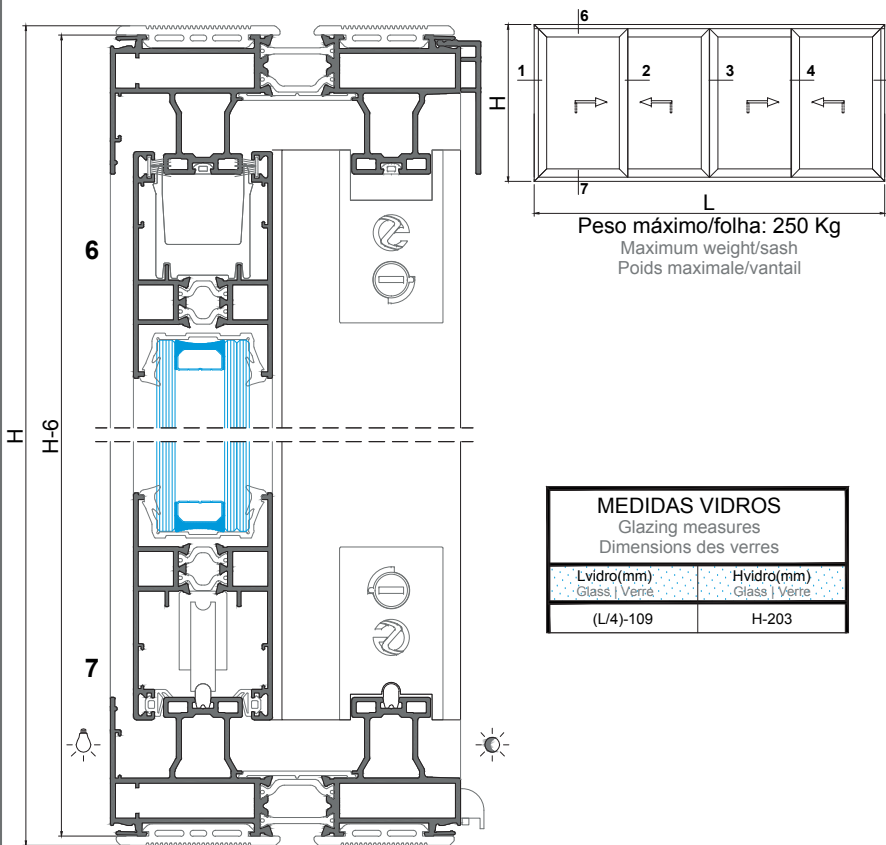
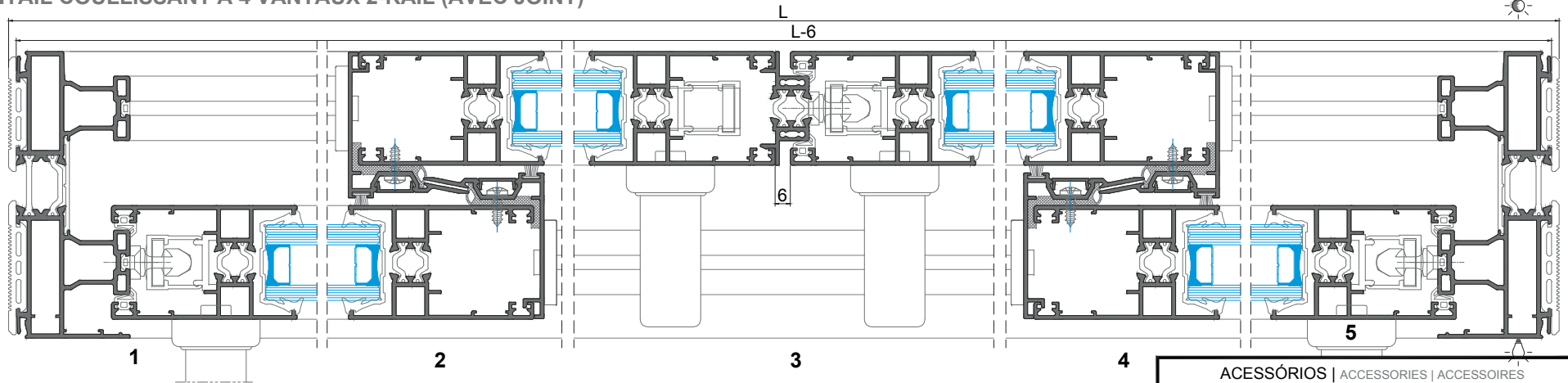
ACESSÓRIOS ACCESSORIES ACCESSOIRES			
CÓDIGO CODE	DESIGNAÇÃO DESIGNATION NOMINATION	QUANTIDADE QUANTITY QUANTITE	
		Elevatória Lift. Elev.	Multi-ponto M-P M-P
-	Conj. Carrinhos Elevadores JE Lifting rollers Kit Kit Rouleaux élévatoire	4	-
-	Ferragem Cremone C(2xxx) Hardware Serrure	4	-
-	Cremone xxxxxxxx Cremone Crémone	4	-
-	Barra de ligação L(xxx) Connecting rod tige de connexion	4	-
-	Ferragem Multiponto JE Multipoint Hardware Serrure Multipoint	-	3
205105	Carrinhos JE 100 Kg Rollers JE Rouleaux JE	-	8
218217	Calço Ferragem Multip. Multip. Hardware Shim Cale Serrure Multipoint	-	Variável Variable
202491	Contra-fecho Ferr. Multip. Locking Plate Multip. Hard. Contre-ferm. Mult. Serrure	-	Variável Variable
-	Puxador Ferragem Multip. Multip. Hard. Handle Poignée Multip. Serrure	-	2
204155	Esquadro 18-3712 C Bracket Équerre	8	8
204901	Esquadro 18-1112 C JE Bracket Équerre	32	32
213246	Canto CR S/SB Corner Coin	36	36
212102	Conjunto Guias JE Guides KIT Kit de guides	2	2
212056	Conjunto Guias com Amortecedor JE Guides Kit absorbers Kit de guides amortisseurs	-	1
207093	Guias Superior JE Upper guide Guide supérieur	min.8 *	min.8 *
214164	Batente TOPEHSN Opening limiter Limiteur d'ouverture	2	-
228107	Limitador Abertura PQ Série Correr Opening limiter Limiteur d'ouverture	-	2
223073	Kit Corta-Vento Esp. JE Central gasket Pièce d'anchéite	-	3
223104	Kit Corta-Vento Esp. Elevatória JE Lift JE Central gasket Pièce d'anchéite Elev. JE	3	-
212051	Conjunto Topo JE 27 N°1 Kit N.1 end-cap JE27 Kit N.1 embout JE27	1	1
212053	Conjunto Topo JE 27 N°2 Kit N.2 end-cap JE27 Kit N.2 embout JE27	-	1
210280	Goteira SOS C/Válvula Drip Gouttière	4	4
290020	Parafuso PAR 006 Screw Vis	1Un./m	1Un./m
218109	Calço p/ Vidro 79x40x3 Glazing shim Cale pour verre	16	16
212017	Conj. Fix. Ferragem Multip. Multip. Hardware fixation kit Kit fixation pour Serrure Multip.	-	Variável Variable
290260	Parafuso PAR 001 1/2x8 INOX CQ Screw Vis	4Un./m	4Un./m

* De 0-1m = 2un/folha; De 1-2m = 3un/folha; De 2-3m = 4un/folha
From 0-1m = 2un/sash; From 1- 2m = 3un/sash; From 2-3m = 4un/sash
De 0-1m = 2un/vantail; De 1-2m = 3un/vantail; De 2-3m = 4un/vantail

JANELA DE CORRER 4 FOLHAS 2-RAIL (COM JUNTA DE REMATE)

4 LEAVES SLIDING WINDOW 2-RAIL (WITH JOINT)

VANTAIL COULLISSANT À 4 VANTAUX 2-RAIL (AVEC JOINT)



MEDIDAS VIDROS	
Glazing measures	
Dimensions des verres	
Lvidro(mm) Glass Verre	Hvidro(mm) Glass Verre
(L/4)-109	H-203

PERFIS PROFILES PROFILÉS				
CÓDIGO CODE	DESIGNAÇÃO DESIGNATION NOMINATION	C. HORIZ. VERT. HORIZ. VERT. CUT	QUANT. QUANTITY	CORTE CUT COUPE
JE-02	Aro Fixo Fixed frame Dormant	L-6 H-6	2+2	
JE-57	Aro Móvel Mobile frame Ouvrant	(L/4)+13 H-81	8+8	
JE-14	Perfil Central Central Central	- H-81	4	
JE-27	União 3/4 Folhas Union Union	- *	1	
JE-80	Perfil Pingadeira Drip Gouttière	L-6 -	1	
PE-91	Perfil Guia Guide Guide	L-90 -	2	
AT-30	Perfil Remate Trim profile Profilé de finition	- H-81	4	
JE-96	Perfil P.V.C. PVC profile Profilé en PVC	L-44 H-49	2+2	

* Medidas de corte no pormenor de "Montagem de Acessórios - Conj. de Topos JE"
Cut measures on the detail of "Accessories Assembly - JE End-caps Kit"
Mesures de coup dans le détail de "Assemblage des Access. - Kits d'embouts JE"

VEDANTES SEALENTS JOINTS			
CÓDIGO CODE	DESIGNAÇÃO DESIGNATION NOMINATION	QUANTIDADE QUANTITY QUANTITÉ	
		Elevatória Lift. Elev.	Multi-ponto M-P M-P
208460	Pelúcia 7x7 STOP-FIN Brush gasket Joint brosse	4H+2L	4H+4L
208300	VD 2096	4H	4H
208298	VD 2065	6H+2L	6H
208299	U 2066	8H+2L	8H+2L
208414	VD 2026	4H+2L	4H+2L
208909	VD 2086	2H+2L	2H+2L
208910	VD 2087	2H+2L	2H+2L

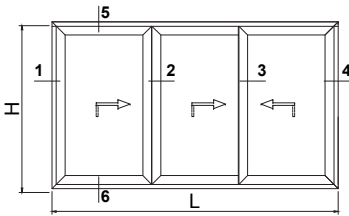
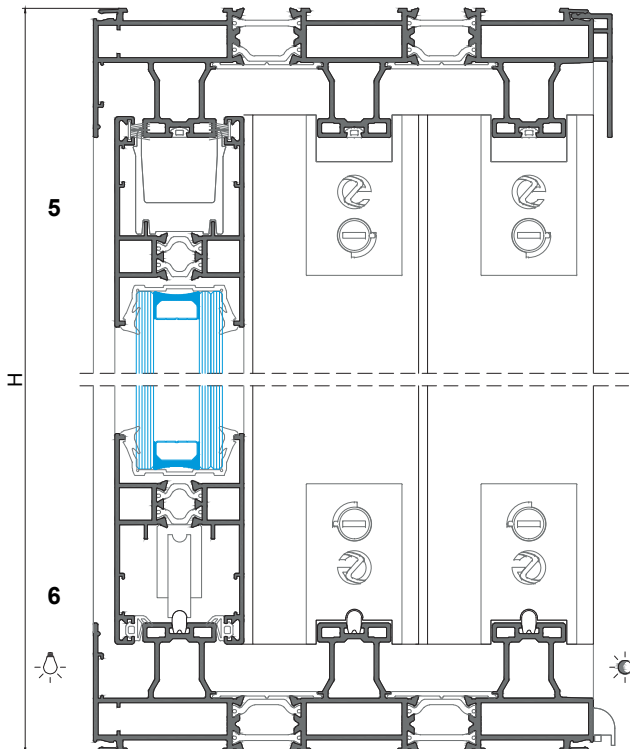
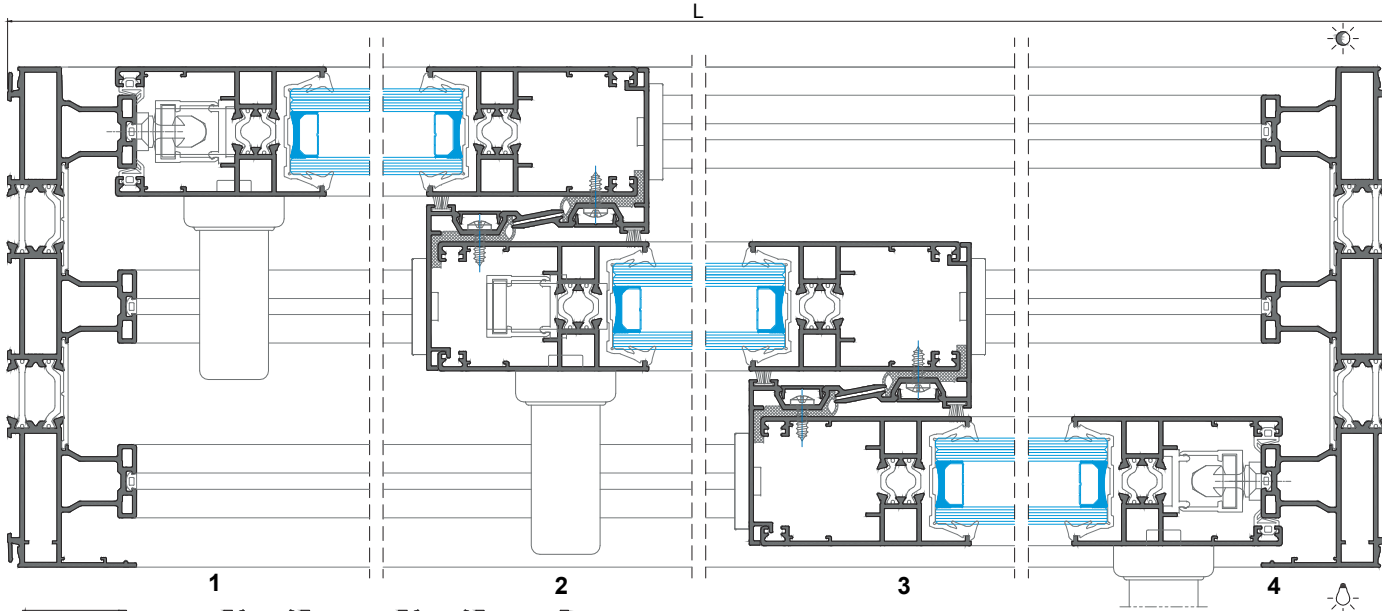
ACESSÓRIOS ACCESSORIES ACCESSOIRES			
CÓDIGO CODE	DESIGNAÇÃO DESIGNATION NOMINATION	QUANTIDADE QUANTITY QUANTITÉ	
		Elevatória Lift. Elev.	Multi-ponto M-P M-P
-	Conj. Carrinhos Elevadores JE Lifting rollers Kit Kit Rouleaux élévatoire	4	-
-	Ferragem Cremone C(2xxx) Hardware Serrure	4	-
-	Cremone xxxxxxxx Cremone Crémone	4	-
-	Barra de ligação L(xxx) Connecting rod tige de connexion	4	-
-	Ferragem Multiponto JE Multipoint Hardware Serrure Multipoint	-	3
205105	Carrinhos JE 100 Kg Rollers JE Rouleaux JE	-	8
218217	Calço Ferragem Multip. Multip. Hardware Shim Cale Serrure Multipoint	-	Variável Variable
202491	Contra-fecho Ferr. Multip. Locking Plate Multip. Hard. Contre-ferm. Mult. Serrure	-	Variável Variable
-	Puxador Ferragem Multip. Multip. Hard. Handle Poignée Multip. Serrure	-	2
204155	Esquadro 18-3712 C Bracket Equerre	8	8
204901	Esquadro 18-1112 C JE Bracket Equerre	32	32
213246	Canto CR S/SB Corner Coin	36	36
212102	Conjunto Guias JE Guides Kit Kit de guides	2	2
212056	Conjunto Guias com Amortecedor JE Guides Kit absorbers Kit de guides amortisseurs	-	1
207093	Guias Superior JE Upper guide Guide supérieur	min.8 *	min.8 *
214164	Batente TOPEHSN Opening limiter Limiteur d'ouverture	2	-
228107	Limitador Abertura PQ Série Central Opening limiter Limiteur d'ouverture	-	2
223073	Kit Corta-Vento Esp. JE Top Central gasket Pièce d'étanchéité	-	3
223104	Kit Corta-Vento Esp. Elevatória JE Lift JE Central gasket Pièce d'étanchéité Elev. JE	3	-
212051	Conjunto Topo JE 27 N°1 Kit N.1 end-cap JE27 Kit N.1 embout JE27	1	1 ou or ou
212053	Conjunto Topo JE 27 N°2 Kit N.2 end-cap JE27 Kit N.2 embout JE27	-	1
210280	Goteira SOS C/Válvula Drip Gouttière	4	4
290020	Parafuso PAR 006 Screw Vis	1Un./m	1Un./m
218109	Calço p/ Vidro 79x40x3 Glazing shim Cale pour verre	16	16
212017	Conj. Fix. Ferragem Multip. Multip. Hardware fixation kit Kit fixation pour Serrure Multip.	-	Variável Variable
290260	Parafuso PAR 001 1/2x8 INOX CQ Screw Vis	4Un./m	4Un./m

* De 0-1m = 2un/folha; De 1-2m = 3un/folha; De 2-3m = 4un/folha
From 0-1m = 2un/sash; From 1-2m = 3un/sash; From 2-3m = 4un/sash
De 0-1m = 2un/vantail; De 1-2m = 3un/vantail; De 2-3m = 4un/vantail

JANELA DE CORRER 3 FOLHAS 3-RAIL (SEM JUNTA DE REMATE)

3 LEAVES SLIDING WINDOW 3-RAIL (WITHOUT JOINT)

VANTAIL COULLISSANT À 3 VANTAUX 3-RAIL (SANS JOINT)



Peso máximo/folha: 250 Kg
Maximum weight/sash
Poids maximale/vantail

MEDIDAS VIDROS Glazing measures Dimensions des verres	
Lvidro(mm) Glass Verre	Hvidro(mm) Glass Verre
(L/3)-101	H-197

VEDANTES SEALENTS JOINTS			
CÓDIGO CODE	DESIGNAÇÃO DESIGNATION NOMINATION	QUANTIDADE QUANTITY QUANTITE	
		Elevatória Lift. Elev.	Multi-ponto M-P M-P
208460	Pelúcia 7x7 STOP-FIN Brush gasket Joint brosse	4H+2L	4H+4L
208300	VD 2096	4H	4H
208298	VD 2065	4H+2L	4H
208299	U 2066	6H+2L	6H+2L
208414	VD 2026	6H+3L	6H+3L

PERFIS PROFILES PROFILÉS				
CÓDIGO CODE	DESIGNAÇÃO DESIGNATION NOMINATION	C. HORIZ. VERT. CUT C. HORIZ. C. VERTIC. QUANTITE		CORTE CUT
		C. HORIZ.	C. VERTIC.	
JE-73	Aro Fixo Fixed frame Dormant	L	H	2+2
JE-57	Aro Móvel Mobile frame Ouvrant	(L/3)+21	H-75	6+6
JE-14	Perfil Central Central Central	-	H-75	4
JE-80	Perfil Pingadeira Drip Gouttière	L	-	1
PE-91	Perfil Guia Guide Guide	L-84	-	3
AT-30	Perfil Remate Trim profile Profilé de finition	-	H-75	4
JE-96	Perfil P.V.C. PVC profile Profilé en PVC	L-38	H-43	4+4

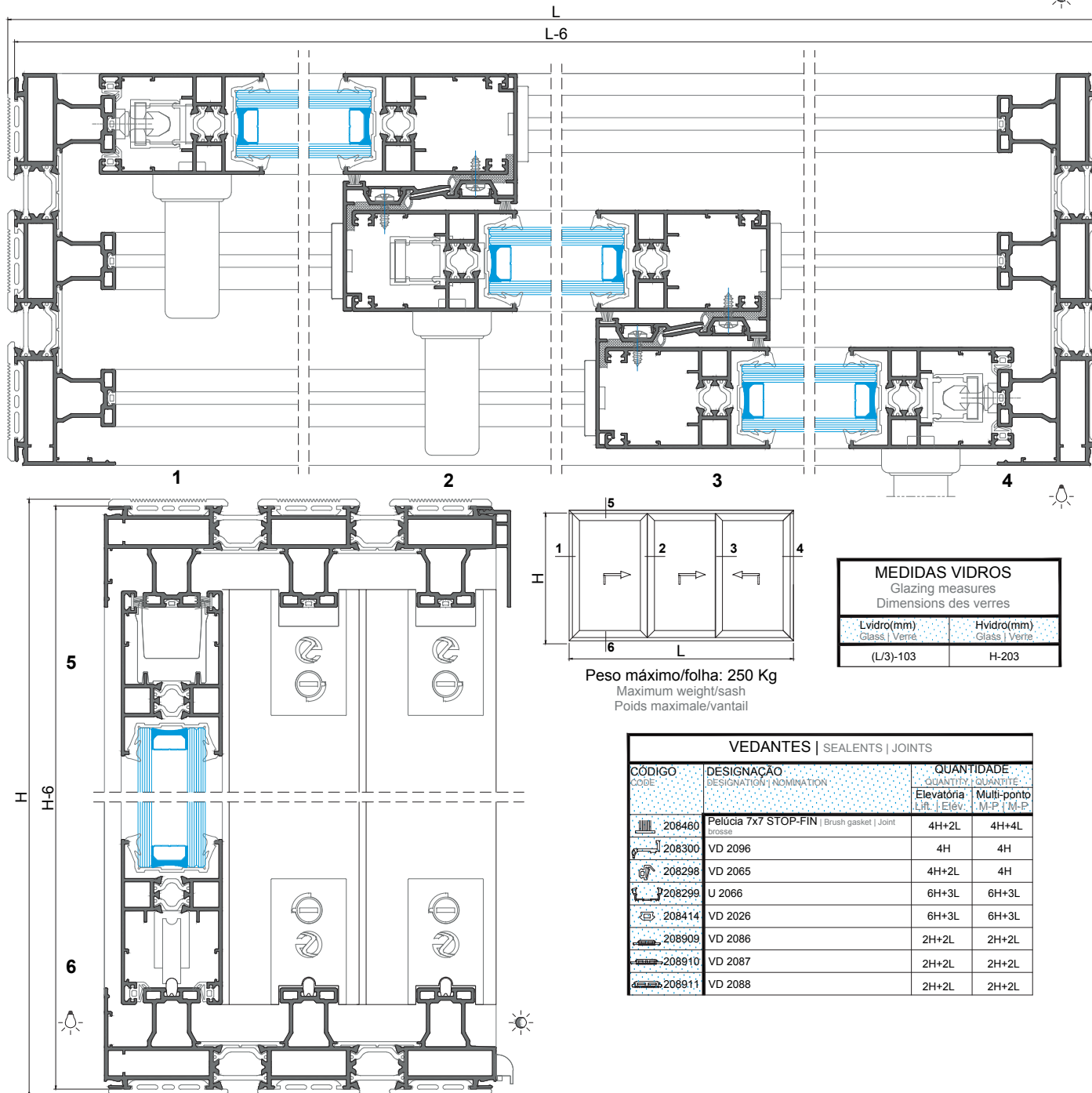
ACESSÓRIOS ACCESSORIES ACCESSOIRES			
CÓDIGO CODE	DESIGNAÇÃO DESIGNATION NOMINATION	QUANTIDADE QUANTITY QUANTITE	
		Elevatória Lift. Elev.	Multi-ponto M-P M-P
	Conj. Carrinhos Elevadores JE Lifting rollers Kit Kit Rouleaux élévatoire	3	-
	Ferragem Cremone C(2xxx) Hardware Serrure	3	-
	Cremone xxxxxxxx Cremone Crémone	3	-
	Barra de ligação L(xxx) Connecting rod tige de connexion	3	-
	Ferragem Multiponto JE Multipoint Hardware Serrure Multipoint	-	2
205105	Carrinhos JE 100 Kg Rollers JE Rouleaux JE	-	6
218217	Calço Ferragem Multip. Multip. Hardware Shim Cale Serrure Multipoint	-	Variável Variable
202491	Contra-fecho Ferr. Multip. Locking Plate Multip. Hard. Contre-ferm. Mult. Serrure	-	Variável Variable
	Puxador Ferragem Multip. Multip. Hard. Handle Poignée Multip. Serrure	-	2
204155	Esquadro 18-3712 C Bracket Equerre	8	8
204901	Esquadro 18-1112 C JE Bracket Equerre	24	24
213246	Canto CR S/SB Corner Coin	28	28
212102	Conjunto Guias JE Guides Kit Kit de guides	2	2
212056	Conjunto Guias com Amortecedor JE Guides Kit absorbers Kit de guides amortisseurs	-	1
207093	Guias Superior JE Upper guide Guide supérieur	min.6 *	min.6 *
214164	Batente TOPEHSN Opening limiter Limiteur d'ouverture	2	-
228107	Limitador Abertura PQ Série Correr Opening limiter Limiteur d'ouverture	-	2
223073	Kit Corta-Vento Esp. JE Central gasket Pièce d'étanchéité	-	2
223104	Kit Corta-Vento Esp. Elevatória JE Lift JE Central gasket Pièce d'étanchéité Elev. JE	2	-
210280	Goteira SOS C/Válvula Drip Gouttière	4	4
290020	Parafuso PAR 006 Screw Vis	1Un./m	1Un./m
218109	Calço p/ Vidro 79x40x3 Glazing shim Cale pour verre	12	12
212017	Conj. Fix. Ferragem Multip. Multip. Hardware fixation kit Kit fixation pour Serrure Multip.	-	Variável Variable
290260	Parafuso PAR 001 1/2x8 INOX CQ Screw Vis	4Un./m	4Un./m

* De 0-1m = 2un/folha; De 1-2m = 3un/folha; De 2-3m = 4un/folha
From 0-1m = 2un/sash; From 1-2m = 3un/sash; From 2-3m = 4un/sash
De 0-1m = 2un/vantail; De 1-2m = 3un/vantail; De 2-3m = 4un/vantail

JANELA DE CORRER 3 FOLHAS 3-RAIL (COM JUNTA DE REMATE)

3 LEAVES SLIDING WINDOW 3-RAIL (WITH JOINT)

VANTAIL COULLISSANT À 3 VANTAUX 3-RAIL (AVEC JOINT)



Peso máximo/folha: 250 Kg
Maximum weight/sash
Poids maximale/vantail

MEDIDAS VIDROS Glazing measures Dimensions des verres	
Lvidro(mm) Glass Verre	Hvidro(mm) Glass Verre
(L/3)-103	H-203

VEDANTES SEALENTS JOINTS			
CÓDIGO CODE	DESIGNAÇÃO DESIGNATION NOMINATION	QUANTIDADE QUANTITY QUANTITÉ	
		Elevatória Lift Elev.	Multi-ponto M-P M-P
208460	Pelúcia 7x7 STOP-FIN Brush gasket Joint	4H+2L	4H+4L
208300	VD 2096	4H	4H
208298	VD 2065	4H+2L	4H
208299	U 2066	6H+3L	6H+3L
208414	VD 2026	6H+3L	6H+3L
208909	VD 2086	2H+2L	2H+2L
208910	VD 2087	2H+2L	2H+2L
208911	VD 2088	2H+2L	2H+2L

PERFIS PROFILES PROFILÉS					
CÓDIGO CODE	DESIGNAÇÃO DESIGNATION NOMINATION	C. HORIZ. VERT. C. HORIZ. VERT.		QUANT. QUANTITÉ	
		C. HORIZ. C. HORIZ.	VERT. VERT.	QUANT. QUANTITÉ	CORTE CUT. COURE
JE-73	Aro Fixo Fixed frame Dormant	L-6	H-6	2+2	
JE-57	Aro Móvel Mobile frame Ouvrant	(L/3)+19	H-81	6+6	
JE-14	Perfil Central Central Central	-	H-81	4	
JE-80	Perfil Pingadeira Drip Gouttière	L-6	-	1	
PE-91	Perfil Guia Guide Guide	L-90	-	3	
AT-30	Perfil Remate Trim profile Profilé de finition	-	H-81	4	
JE-96	Perfil P.V.C. PVC profile Profilé en PVC	L-44	H-49	4+4	

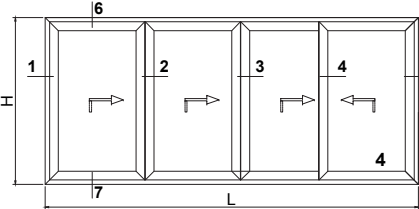
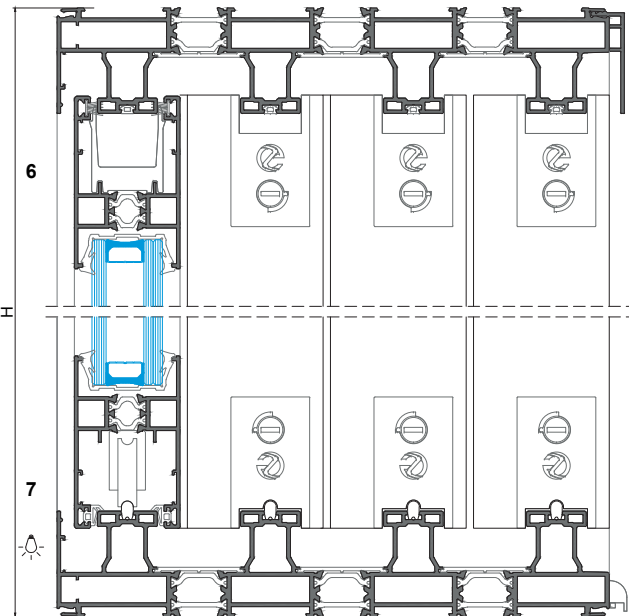
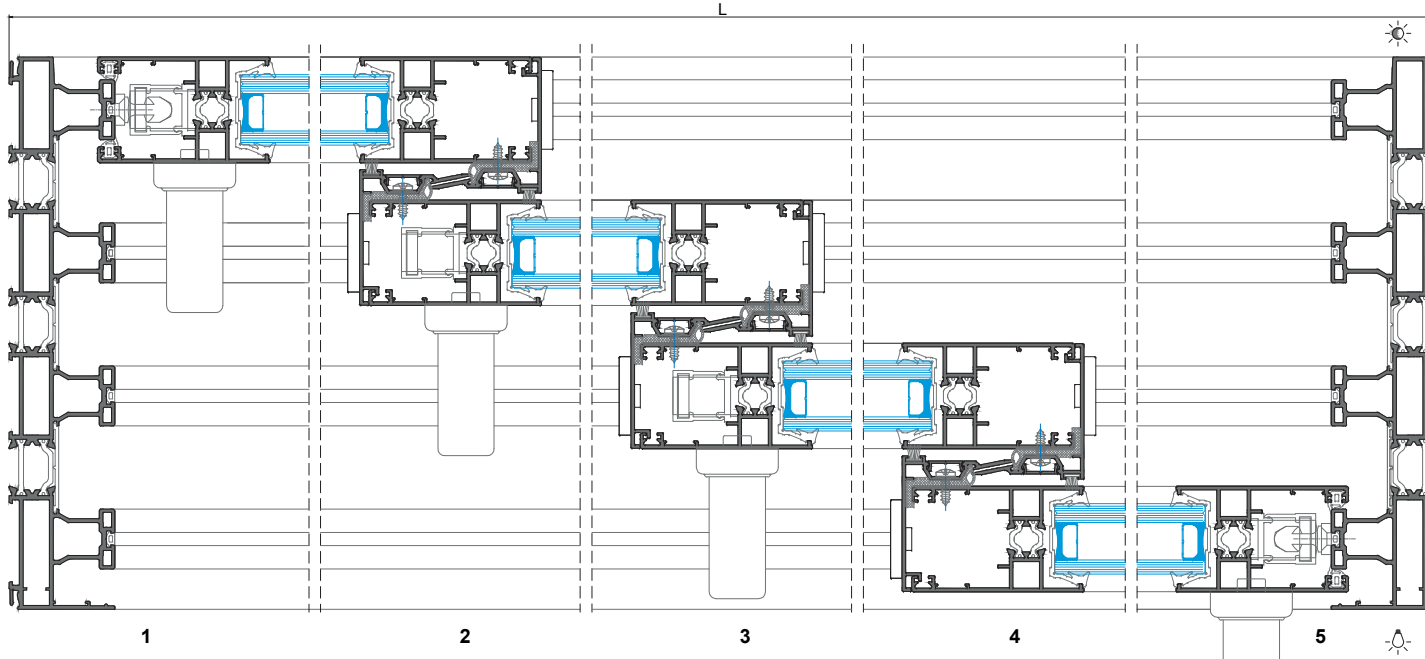
ACESSÓRIOS ACCESSORIES ACCESSOIRES			
CÓDIGO CODE	DESIGNAÇÃO DESIGNATION NOMINATION	QUANTIDADE QUANTITY QUANTITÉ	
		Elevatória Lift Elev.	Multi-ponto M-P M-P
-	Conj. Carrinhos Elevadores JE Lifting rollers Kit Kit Rouleaux élévatoire	3	-
-	Ferragem Cremone C(2xxx) Hardware Serrure	3	-
-	Cremone xxxxxxxx Cremone Crémone	3	-
-	Barra de ligação L(xxx) Connecting rod tige de connexion	3	-
-	Ferragem Multiponto JE Multipoint Hardware Serrure Multipoint	-	2
205105	Carrinhos JE 100 Kg Rollers JE Rouleaux JE	-	6
218217	Calço Ferragem Multip. Multip. Hardware Shim Cale Serrure Multipoint	-	Variável Variable
202491	Contra-fecho Ferr. Multip. Locking Plate Multip. Hard. Contre-ferm. Mult. Serrure	-	Variável Variable
-	Puxador Ferragem Multip. Multip. Hard. Handle Poignée Multip. Serrure	-	2
204155	Esquadro 18-3712 C Bracket Équerre	8	8
204901	Esquadro 18-1112 C JE Bracket Équerre	24	24
213246	Canto CR S/SB Corner Coin	28	28
212102	Conjunto Guias JE Guides Kit Kit de guides	2	2
212056	Conjunto Guias com Amortecedor JE Guides Kit absorbers Kit de guides amortisseurs	-	1
207093	Guias Superior JE Upper guide Guide supérieur	min.6 *	min.6 *
214164	Batente TOPEHSN Opening limiter Limiteur d'ouverture	2	-
228107	Limitador Abertura PQ Série Correr Opening limiter Limiteur d'ouverture	-	2
223073	Kit Corta-Vento Esp. JE Central gasket Pièce d'étanchéité	-	2
223104	Kit Corta-Vento Esp. Elevatória JE Lift JE Central gasket Pièce d'étanchéité Elev. JE	2	-
210280	Goteira SOS C/Válvula Drip Gouttière	4	4
290020	Parafuso PAR 006 Screw Vis	1Un./m	1Un./m
218109	Calço p/ Vidro 79x40x3 Glazing shim Cale pour verre	12	12
212017	Conj. Fix. Ferragem Multip. Multip. Hardware fixation kit Kit fixation pour Serrure Multip.	-	Variável Variable
290260	Parafuso PAR 001 1/2x8 INOX CQ Screw Vis	4Un./m	4Un./m

* De 0-1m = 2un/folha; De 1-2m = 3un/folha; De 2-3m = 4un/folha
From 0-1m = 2un/sash; From 1- 2m = 3un/sash; From 2-3m = 4un/sash
De 0-1m = 2un/vantail; De 1-2m = 3un/vantail; De 2-3m = 4un/vantail

JANELA DE CORRER 4 FOLHAS 4-RAIL (SEM JUNTA DE REMATE)

4 LEAVES SLIDING WINDOW 4-RAIL (WITHOUT JOINT)

VANTAIL COULLISSANT À 4 VANTAUX 4-RAIL (SANS JOINT)



MEDIDAS VIDROS	
Glazing measures	
Dimensions des verres	
Lvidro(mm) Glass Verre	Hvidro(mm) Glass Verre
(L/4)-89	H-197

Peso máximo/folha:
Maximum weight/sash
Poids maximale/vantail

VEDANTES SEALENTS JOINTS			
CÓDIGO CODE	DESIGNAÇÃO DESIGNATION NOMINATION	QUANTIDADE QUANTITY QUANTITE	
		Elevatória Lift. Elev.	Multi-ponto M-P M-P
208460	Pelúcia 7x7 STOP-FIN Brush gasket Joint brosse	6H+2L	6H+4L
208300	VD 2096	6H	6H
208298	VD 2065	4H+2L	4H
208299	U 2066	8H+2L	8H+2L
208414	VD 2026	8H+4L	8H+4L

PERFIS PROFILES PROFILÉS					
CÓDIGO CODE	DESIGNAÇÃO DESIGNATION NOMINATION	C. HORIZ. VERT. C. VERT. C. HORIZ.		QUANT. QUANTITE	CORTE CUT COUPE
		HORIZ. VERT. C. VERT. C. HORIZ.	C. HORIZ. VERT. C. VERT. C. HORIZ.		
JE-74	Aro Fixo Fixed frame Dormant	L	H	2+2	
JE-57	Aro Móvel Mobile frame Ouvrant	(L/4)+33	H-75	8+8	
JE-14	Perfil Central Central Central	-	H-75	6	
JE-80	Perfil Pingadeira Drip Gouttière	L	-	1	
PE-91	Perfil Guia Guide Guide	L-84	-	4	
AT-30	Perfil Remate Trim profile Profilé de finition	-	H-75	6	
JE-96	Perfil P.V.C. PVC profile Profilé en PVC	L-40	H-43	6+6	

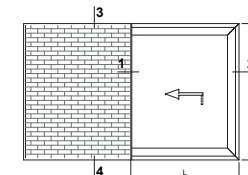
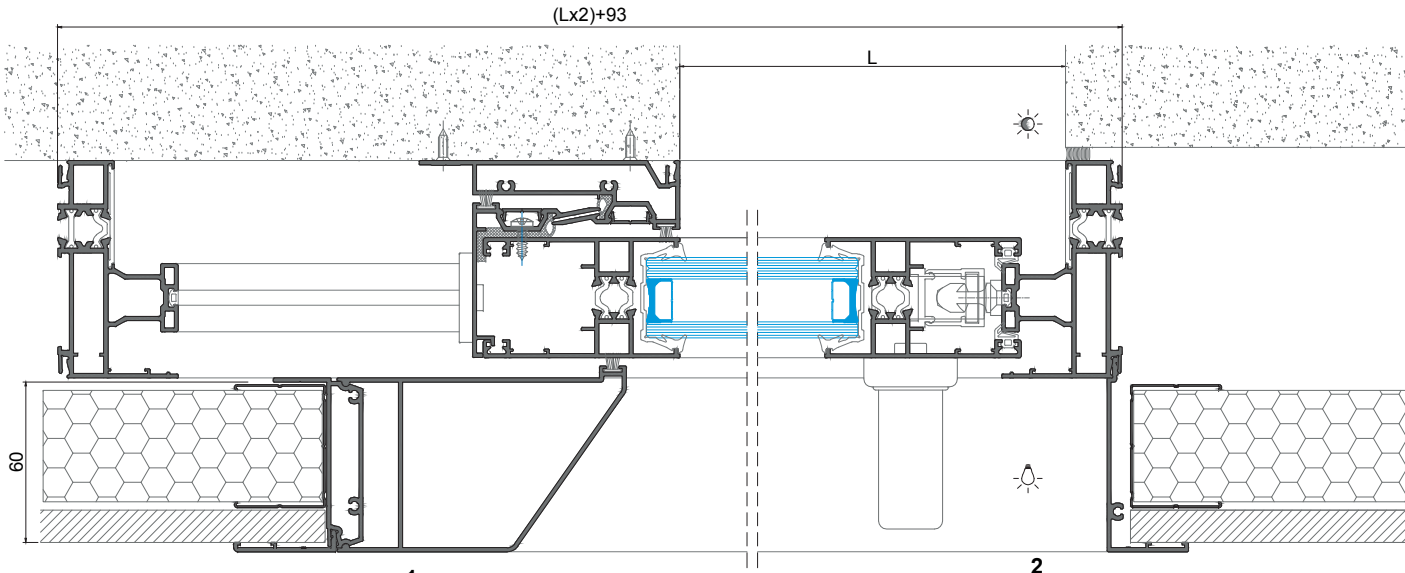
ACESSÓRIOS ACCESSORIES ACCESSOIRES			
CÓDIGO CODE	DESIGNAÇÃO DESIGNATION NOMINATION	QUANTIDADE QUANTITY QUANTITE	
		Elevatória Lift. Elev.	Multi-ponto M-P M-P
	Conj. Carrinhos Elevadores JE Lifting rollers Kit Kit Rouleaux élévatoire	4	-
	Ferragem Cremone C(2xxx) Hardware Serrure	4	-
	Cremone xxxxxxxx Cremone Crémone	4	-
	Barra de ligação L(xxx) Connecting rod tige de connexion	4	-
	Ferragem Multiponto JE Multipoint Hardware Serrure Multipoint	-	2
205105	Carrinhos JE 100 Kg Rollers JE Rouleaux JE	-	8
218217	Calço Ferragem Multip. Multip. Hardware Shim Cale Serrure Multipoint	-	Variável Variable
202491	Contra-fecho Ferr. Multip. Locking Plate Multip. Hard. Contre-ferm. Mult. Serrure	-	Variável Variable
	Puxador Ferragem Multip. Multip. Hard. Handle Poignée Multip. Serrure	-	2
204155	Esquadro 18-3712 C Bracket Equerre	16	16
204901	Esquadro 18-1112 C JE Bracket Equerre	32	32
213246	Canto CR S/SB Corner Coin	36	36
212102	Conjunto Guias JE Guides Kit Kit de guides	3	3
212056	Conjunto Guias com Amortecedor JE Guides Kit absorbers Kit de guides amortisseurs	-	1
207093	Guias Superior JE Upper guide Guide supérieur	min.8 *	min.8 *
214164	Batente TOPEHSN Opening limiter Limiteur d'ouverture	3	-
228107	Limitador Abertura PQ Série Correr Opening limiter Limiteur d'ouverture	-	3
223073	Kit Corta-Vento Esp. JE Central gasket Pièce d'étanchéité	-	3
223104	Kit Corta-Vento Esp. Elevatória JE Lift JE Central gasket Pièce d'étanchéité Elev. JE	3	-
210280	Goteira SOS C/Válvula Drip Gouttière	4	4
290020	Parafuso PAR 006 Screw Vis	1Un./m	1Un./m
218109	Calço p/ Vidro 79x40x3 Glazing shim Cale pour verre	16	16
212017	Conj. Fix. Ferragem Multip. Multip. Hardware fixation kit Kit fixation pour Serrure Multip.	-	Variável Variable
290260	Parafuso PAR 001 1/2x8 INOX CQ Screw Vis	6Un./m	6Un./m

* De 0-1m = 2un/folha; De 1-2m = 3un/folha; De 2-3m = 4un/folha
From 0-1m = 2un/sash; From 1-2m = 3un/sash; From 2-3m = 4un/sash
De 0-1m = 2un/vantail; De 1-2m = 3un/vantail; De 2-3m = 4un/vantail

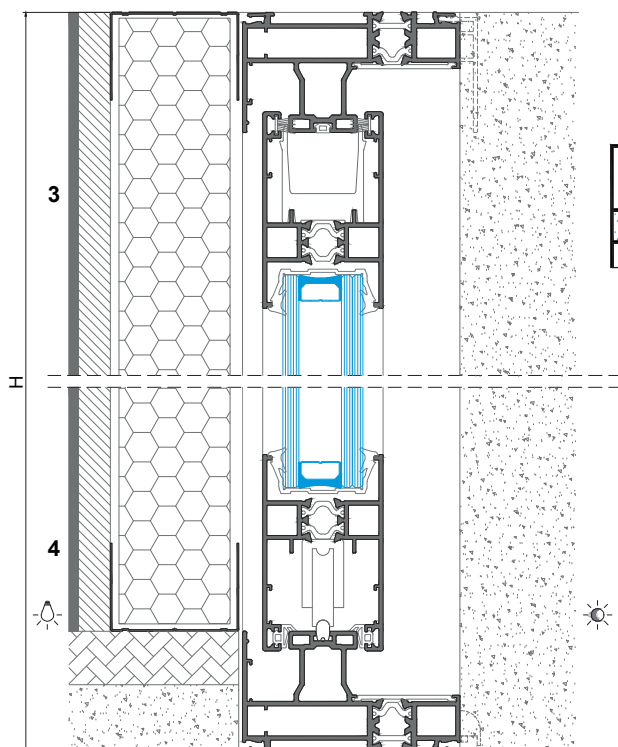
JANELA DE CORRER DE EMBUTIR COM 1 FOLHA 1-RAIL (SEM JUNTA DE REMATE)

1 LEAF POCKET SLIDING WINDOW 1-RAIL (WITHOUT JOINT)

VANTAIL COULLISSANT À GALANDAGE 1 VANTAIL 1-RAIL (SANS JOINT)



Peso máximo/folha: 250 Kg
Maximum weight/sash
Poids maximale/vantail



MEDIDAS VIDROS Glazing measures Dimensions des verres	
Lvidro(mm) Glass Verre	Hvidro(mm) Glass Verre
L-65	H-197

PERFIS PROFILES PROFILÉS					
CÓDIGO CODE	DESIGNAÇÃO DESIGNATION NOMINATION	C. HORIZ. C. HORIZ.	V. VERT. V. VERT.	QUANTIDADE QUANTITY	
				CORTE CUT	QUANTIDADE QUANTITE
JE-64	Aro Fixo Fixed frame Dormant	(Lx2)+93	H	2+2	
JE-57	Aro Móvel Mobile frame Ouvrant	L+57	H-75	2+2	
JE-14	Perfil Central Central	-	H-75	1	
JE-80	Perfil Pingadeira Drip Gouttière	L	-	1	
JE-61	Perfil Cruzamento Central Central	-	H-42	1	
JE-62	Perfil P/ Isolamentos Profile Profilé	-	H	1	
JE-63	Perfil Tampa Cover profile Profilé capot	-	H	1	
KE-94	Perfil Remate Trim profile Profilé de finition	-	H	1	
PE-91	Perfil Guia Guide Guide	(Lx2)+10	-	1	
AT-30	Perfil Remate Trim profile Profilé de finition	-	H-75 H-42	1 1	
JE-98	Perfil P.V.C. PVC profile Profilé en PVC	(Lx2)+55	H-43	2+2	

VEDANTES SEALENTS JOINTS			
CÓDIGO CODE	DESIGNAÇÃO DESIGNATION NOMINATION	QUANTIDADE QUANTITY	
		Elevatória Lift. Elev.	Multi-ponto M-P M-P
208460	Pelúcia 7x7 STOP-FIN Brush gasket Joint brosse	3H+2L	3H+4L
208300	VD 2096	2H	2H
208298	VD 2065	2H+2L	2H
208299	U 2066	2H+L	2H+L
208414	VD 2026	2H+2L	2H+2L

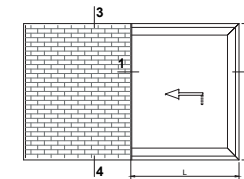
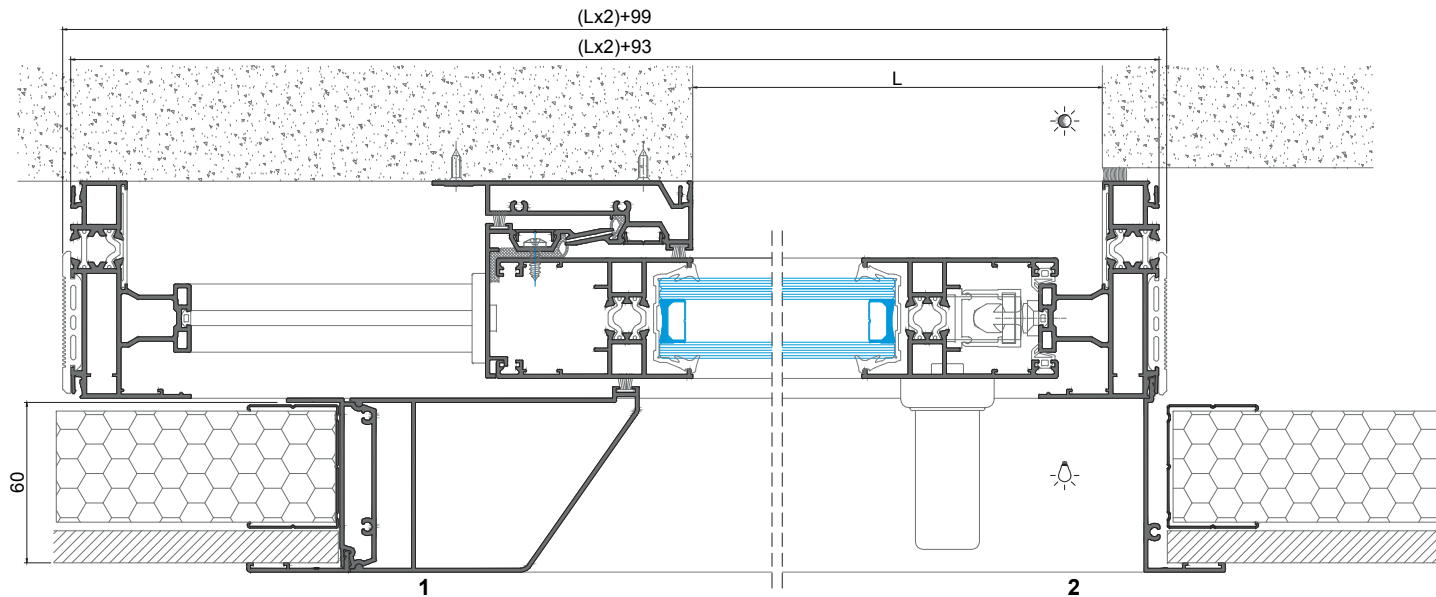
ACESSÓRIOS ACCESSORIES ACCESSOIRES			
CÓDIGO CODE	DESIGNAÇÃO DESIGNATION NOMINATION	QUANTIDADE QUANTITY	
		Elevatória Lift. Elev.	Multi-ponto M-P M-P
-	Conj. Carrinhos Elevadores JE Lifting rollers Kit Kit Rouleaux élévatoire	1	-
-	Ferragem Cremone C(2xxx) Hardware Serrure	1	-
-	Cremone xxxxxxxx Cremone Crémone	1	-
-	Barra de ligação L(xxx) Connecting rod tige de connexion	1	-
-	Ferragem Multiponto JE Multipoint Hardware Serrure Multipoint	-	1
205105	Carrinhos JE 100 Kg Rollers JE Rouleaux JE	-	2
218217	Calço Ferragem Multip. Multip. Hardware Shim Cale Serrure Multipoint	-	Variável Variable
202491	Contra-fecho Ferr. Multip. Locking Plate Multip. Hard. Contre-ferm. Mult. Serrure	-	Variável Variable
-	Puxador Ferragem Multip. Multip. Hard. Handle Poignée Multip. Serrure	-	1
204155	Esquadro 18-3712 C Bracket Equerre	4	4
204851	Esquadro 18-1412 C Bracket Equerre	4	4
204901	Esquadro 18-1112 C JE Bracket Equerre	8	8
213246	Canto CR S/SB Corner Coin	12	12
212102	Conjunto Guias JE Guides Kit Kit de guides	1	1
212056	Conjunto Guias com Amortecedor JE Guides Kit absorbers Kit de guides amortisseurs	-	1
207093	Guias Superior JE Upper guide Guide supérieur	min.2 *	min.2 *
214164	Batente TOPEHSN Opening limiter Limiteur d'ouverture	1	-
228107	Limitador Abertura PQ Série Correr Opening limiter Limiteur d'ouverture	-	1
210280	Goteira SOS C/Válvula Drip Gouttière	2	2
290020	Parafuso PAR 006 Screw Vis	1Un./m	1Un./m
218109	Calço p/ Vidro 79x40x3 Glazing shim Cale pour verre	4	4
212017	Conj. Fix. Ferragem Multip. Multip. Hardware fixation kit Kit fixation pour Serrure Multip.	-	Variável Variable
290260	Parafuso PAR 001 1/2x8 INOX CQ Screw Vis	1Un./m	1Un./m

* De 0-1m = 2un/folha; De 1-2m = 3un/folha; De 2-3m = 4un/folha
From 0-1m = 2un/sash; From 1- 2m = 3un/sash; From 2-3m = 4un/sash
De 0-1m = 2un/vantail; De 1-2m = 3un/vantail; De 2-3m = 4un/vantail

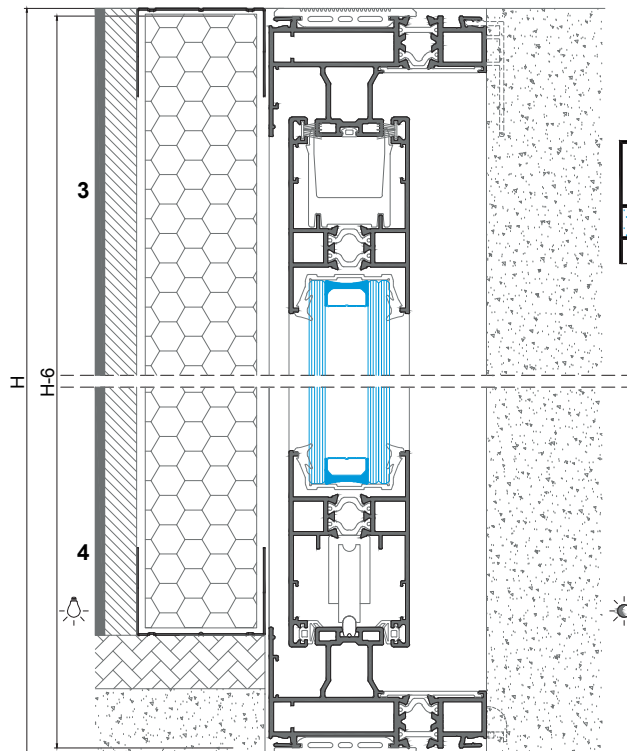
JANELA DE CORRER DE EMBUTIR COM 1 FOLHA 1-RAIL (COM JUNTA DE REMATE)

1 LEAF POCKET SLIDING WINDOW 1-RAIL (WITH JOINT)

VANTAIL COULLISSANT À GALANDAGE 1 VANTAIL 1-RAIL (AVEC JOINT)



Peso máximo/folha: 250 Kg
Maximum weight/sash
Poids maximale/vantail



MEDIDAS VIDROS Glazing measures Dimensions des verres	
Lvidro(mm) Glass Verre	Hvidro(mm) Glass Verre
L-65	H-203

PERFIS PROFILES PROFILÉS					
CÓDIGO CODE	DESIGNAÇÃO DESIGNATION NOMINATION	C. HORIZ. VERT. HORIZ. CUT VERT. CUT C. HORIZ. C. VERTIC.		QUANT. QUANTITY QUANTITÉ	CORTE CUT COURE
		JE-64	Aro Fixo Fixed frame Dormant		
JE-57	Aro Móvel Mobile frame Ouvrant	L+57	H-81	2+2	▲
JE-14	Perfil Central Central Central	-	H-81	1	■
JE-80	Perfil Pingadeira Drip Gouttière	L	-	1	■
JE-61	Perfil Cruzamento Central Central	-	H-48	1	■
JE-62	Perfil P/ Isolamentos Profile Profilé	-	H-6	1	■
JE-63	Perfil Tampa Cover profile Profilé capot	-	H-6	1	■
KE-94	Perfil Remate Trim profile Profilé de finition	-	H-6	1	■
PE-91	Perfil Guia Guide Guide	(Lx2)+10	-	1	■
AT-30	Perfil Remate Trim profile Profilé de finition	-	H-81 H-48	1 1	■
JE-98	Perfil P.V.C. PVC profile Profilé en PVC	(Lx2)+55	H-49	2+2	■

VEDANTES SEALENTS JOINTS				
CÓDIGO CODE	DESIGNAÇÃO DESIGNATION NOMINATION	QUANTIDADE QUANTITY QUANTITÉ		
		Elevatória Lift. Elev.	Multi-ponto M-P M-P	
208480	Pelúcia 7x7 STOP-FIN Brush gasket Joint brosse	3H+2L	3H+4L	
208300	VD 2096	2H	2H	
208298	VD 2065	2H+2L	2H	
208299	U 2066	2H+2L	2H+2L	
208414	VD 2026	2H+L	2H+L	
208910	VD 2087	2H+2L	2H+2L	

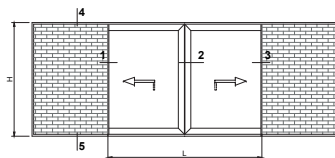
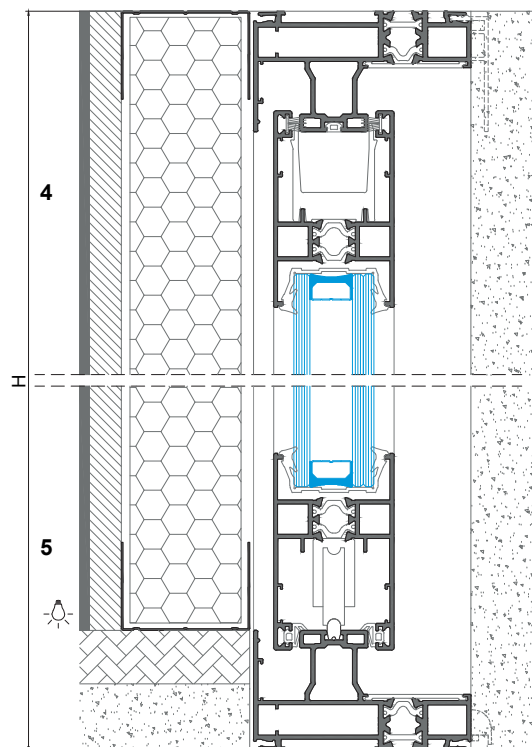
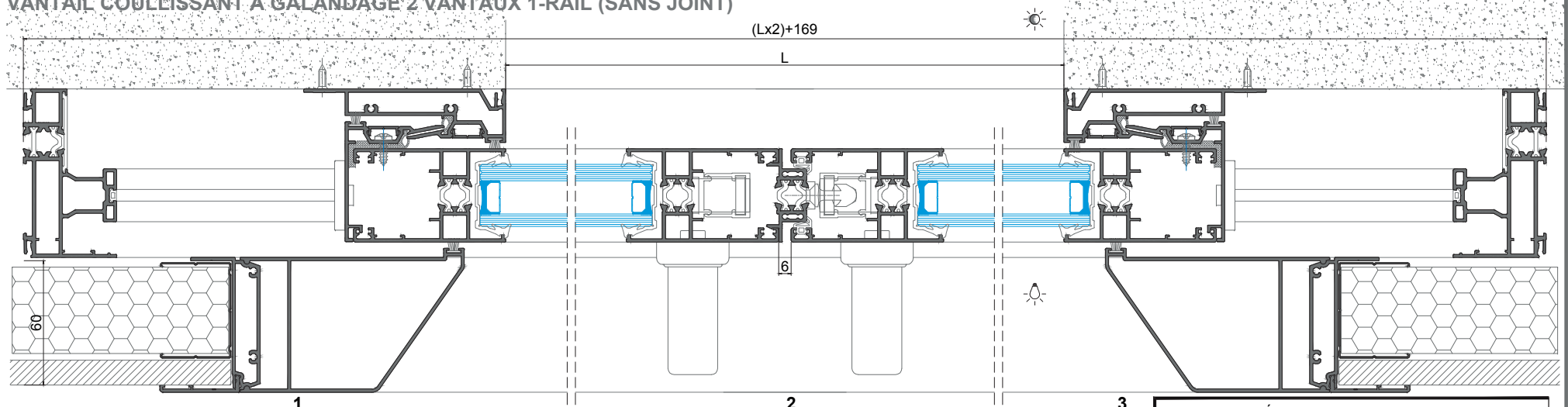
ACESSÓRIOS ACCESSORIES ACCESSOIRES			
CÓDIGO CODE	DESIGNAÇÃO DESIGNATION NOMINATION	QUANTIDADE QUANTITY QUANTITÉ	
		Elevatória Lift. Elev.	Multi-ponto M-P M-P
-	Conj. Carrinhos Elevadores JE Lifting rollers Kit Kit Rouleaux élévatoire	1	-
-	Ferragem Cremone C(2xxx) Hardware Serrure	1	-
-	Cremone xxxxxxxx Cremone Crémone	1	-
-	Barra de ligação L(xxx) Connecting rod tige de connexion	1	-
-	Ferragem Multiponto JE Multipoint Hardware Serrure Multipoint	-	1
205105	Carrinhos JE 100 Kg Rollers JE Rouleaux JE	-	2
218217	Calço Ferragem Multip. Multip. Hardware Shim Cale Serrure Multipoint	-	Variável Variable
202491	Contra-fecho Ferr. Multip. Locking Plate Multip. Hard. Contre-ferm. Mult. Serrure	-	Variável Variable
-	Puxador Ferragem Multip. Multip. Hard. Handle Poignée Multip. Serrure	-	1
204155	Esquadro 18-3712 C Bracket Equerre	4	4
204851	Esquadro 18-1412 C Bracket Equerre	4	4
204901	Esquadro 18-1112 C JE Bracket Equerre	8	8
213246	Canto CR S/SB Corner Coin	12	12
212102	Conjunto Guias JE Guides Kit Kit de guides	1	1
212056	Conjunto Guias com Amortecedor JE Guides Kit absorbers Kit de guides amortisseurs	-	1
207093	Guias Superior JE Upper guide Guide supérieur	min.2 *	min.2 *
214164	Batente TOPEHSN Opening limiter Limiteur d'ouverture	1	-
228107	Limitador Abertura PQ Série Correr Opening limiter Limiteur d'ouverture	-	1
210280	Goteira SOS C/Válvula Drip Gouttière	2	2
290020	Parafuso PAR 006 Screw Vis	1Un./m	1Un./m
218109	Calço p/ Vidro 79x40x3 Glazing shim Cale pour verre	4	4
212017	Conj. Fix. Ferragem Multip. Multip. Hardware fixation kit Kit fixation pour Serrure Multip.	-	Variável Variable
290260	Parafuso PAR 001 1/2x8 INOX CQ Screw Vis	1Un./m	1Un./m

* De 0-1m = 2un/folha; De 1-2m = 3un/folha; De 2-3m = 4un/folha
From 0-1m = 2un/sash; From 1- 2m = 3un/sash; From 2-3m = 4un/sash
De 0-1m = 2un/vantail; De 1-2m = 3un/vantail; De 2-3m = 4un/vantail

JANELA DE CORRER DE EMBUTIR COM 2 FOLHAS 1-RAIL (SEM JUNTA DE REMATE)

2 LEAVES POCKET SLIDING WINDOW 1-RAIL (WITHOUT JOINT)

VANTAIL COULISSANT À GALANDAGE 2 VANTAUX 1-RAIL (SANS JOINT)



MEDIDAS VIDROS	
Glazing measures	
Dimensions des verres	
Lvidro(mm) Glass / Verre	Hvidro(mm) Glass / Verre
(L/2)-51	H-197

PERFIS PROFILES PROFILÉS				
CÓDIGO CODE	DESIGNAÇÃO DESIGNATION NOMINATION	C. HORIZ. VERT. HORIZ. CUT VERT. L. CUT C. HORIZ. C. VERTIC. QUANTIDADE	QUANT. QUANTITE	CORTE CUT. COUPE
JE-64	Aro Fixo Fixed frame Dormant	Lx2+169	H	2+2
JE-57	Aro Móvel Mobile frame Ouvrant	(L/2)+70	H-75	4+4
JE-27	União 3/4 Folhas Union Union	-	*	1
JE-14	Perfil Central Central Central	-	H-75	2
JE-80	Perfil Pingadeira Drip Gouttière	L	-	1
JE-61	Perfil Cruzamento Central Central	-	H-42	2
JE-62	Perfil P/ Isolamentos Profile Profilé	-	H	2
JE-63	Perfil Tampa Cover profile Profilé capot	-	H	2
KE-61	Perfil Remate Trim profile Profilé de finition	-	H	2
PE-91	Perfil Guia Guide Guide	(Lx2)+86	-	1
AT-30	Perfil Remate Trim profile Profilé de finition	-	H-75 H-42	2 2
JE-96	Perfil P.V.C. PVC profile Profilé en PVC	(Lx2)+131	H-43	2+2

* Medidas de corte no pormenor de "Montagem de Acessórios - Conj. de Topos JE"
Cut measures on the detail of "Accessories Assembly - JE End-caps Kit"
Mesures de coup dans le détail de "Assemblage des Access. - Kits d'embouts JE"

VEDANTES SEALENTS JOINTS			
CÓDIGO CODE	DESIGNAÇÃO DESIGNATION NOMINATION	QUANTIDADE	
		Elevatória Litr. Elév.	Multi-ponto M-P M-P
208460	Pelúcia 7x7 STOP-FIN Brush gasket Joint brosse	6H+2L	6H+4L
208300	VD 2096	4H	4H
208298	VD 2065	2H+2L	2H
208299	U 2066	4H+2L	4H+2L
208414	VD 2026	2H+4L	2H+4L

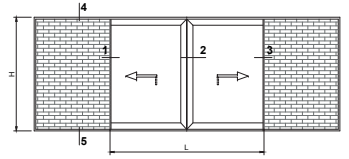
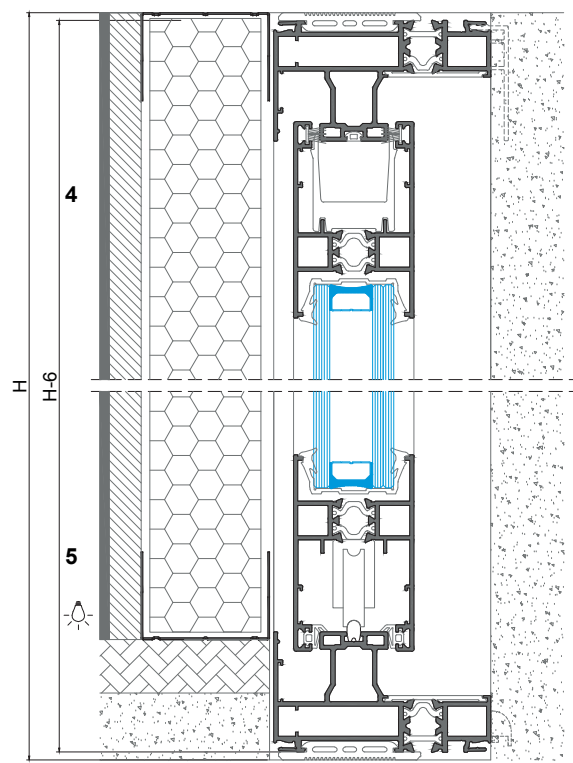
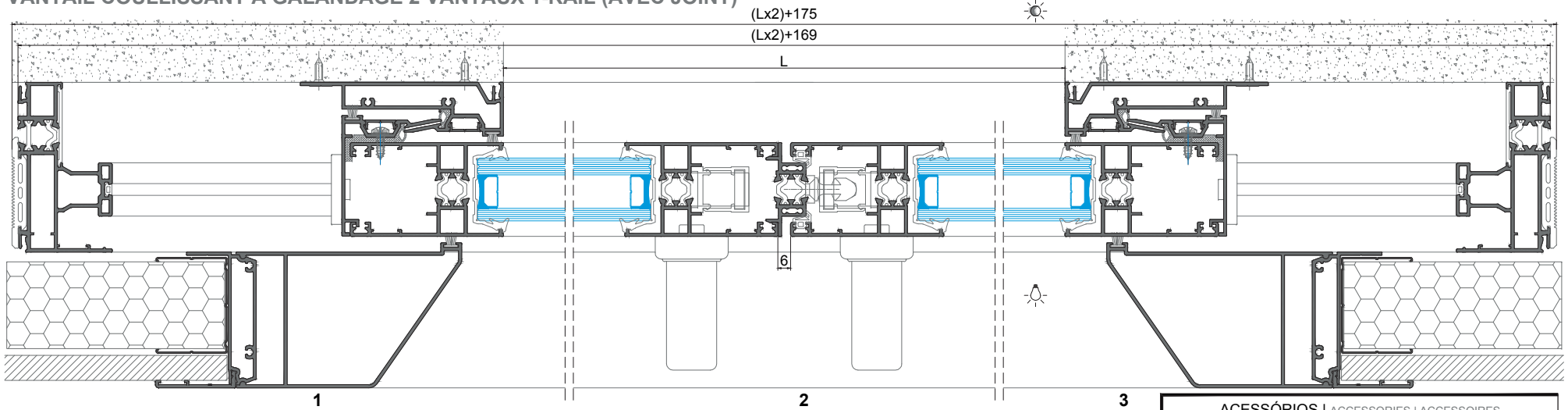
ACESSÓRIOS ACCESSORIES ACCESSOIRES			
CÓDIGO CODE	DESIGNAÇÃO DESIGNATION NOMINATION	QUANTIDADE QUANTITY QUANTITÉ	
		Elevatória Litr. Elév.	Multi-ponto M-P M-P
-	Conj. Carrinhos Elevadores JE Lifting rollers Kit Kit Rouleaux élévatoire	2	-
-	Ferragem Cremone C(2xxx) Hardware Serrure	2	-
-	Cremone xxxxxxxx Cremone Crémone	2	-
-	Barra de ligação L(xxx) Connecting rod tige de connexion	2	-
-	Ferragem Multiponto JE Multipoint Hardware Serrure Multipoint	-	1
205105	Carrinhos JE 100 Kg Rollers JE Rouleaux JE	-	4
218217	Calço Ferragem Multip. Multip. Hardware Shim Cale Serrure Multipoint	-	Variable Variable
202491	Contra-telho Ferr. Multip. Locking Plate Multip. Hard. Contre-ferm. Mult. Serrure	-	Variable Variable Variable
-	Puxador Ferragem Multip. Multip. Hard. Handle Poignée Multip. Serrure	-	1
204155	Esquadro 18-3712 C Bracket Equerre	4	4
204851	Esquadro 18-1412 C Bracket Equerre	4	4
204901	Esquadro 18-1112 C JE Bracket Equerre	16	16
213246	Canto CR S/SB Corner Coin	20	20
212102	Conjunto Guias JE Guides KIT Kit de guides	1	1
212056	Conjunto Guias com Amortecedor JE Guides Kit absorbers Kit de guides amortisseurs	-	1
207093	Guias Superior JE Upper guide Guide supérieur	min.4 *	min.4 *
214184	Batente TOPEHSN Opening limiter Limiteur d'ouverture	2	-
228107	Limitador Abertura PQ Série Correr Opening limiter Limiteur d'ouverture	-	2
212051	Conjunto Topo JE 27 N°1 Kit N.1 end-cap JE27 Kit N.1 embout JE27	1	1
212053	Conjunto Topo JE 27 N°2 Kit N.2 end-cap JE27 Kit N.2 embout JE27	-	1
210280	Goteira SOS C/Válvula Drip Gouttière	4	4
290020	Parafuso PAR 006 Screw Vis	1Un./m	1Un./m
218109	Calço p/ Vidro 79x40x3 Glazing shim Cale pour verre	8	8
212017	Conj. Fix. Ferragem Multip. Multip. Hardware fixation kit Kit fixation pour Serrure Multip.	-	Variable Variable Variable
290260	Parafuso PAR 001 1/2x8 INOX CQ Screw Vis	2Un./m	2Un./m

* De 0-1m = 2un/folha; De 1-2m = 3un/folha; De 2-3m = 4un/folha
From 0-1m = 2un/sash; From 1- 2m = 3un/sash; From 2-3m = 4un/sash
De 0-1m = 2un/vantail; De 1-2m = 3un/vantail; De 2-3m = 4un/vantail

JANELA DE CORRER DE EMBUTIR COM 2 FOLHAS 1-RAIL (COM JUNTA DE REMATE)

2 LEAVES POCKET SLIDING WINDOW 1-RAIL (WITH JOINT)

VANTAIL COULISSANT À GALANDAGE 2 VANTAUX 1-RAIL (AVEC JOINT)



MEDIDAS VIDROS	
Glazing measures	
Dimensions des verres	
Lvidro(mm) Glass Verre	Hvidro(mm) Glass Verre
(L/2)-51	H-203

(Lx2)+175
(Lx2)+169

PERFIS | PROFILES | PROFILÉS

CÓDIGO CODE	DESIGNAÇÃO DESIGNATION NOMINATION	C. HORIZ. VERT.		QUANT. QUANTITE	CORTE CUT COUPE
		HORIZ. CUT C.-HORIZ.	VERT. CUT R.-VERTIC.		
JE-64	Aro Fixo Fixed frame Dormant	(Lx2)+169	H-6	2+2	▲
JE-57	Aro Móvel Mobile frame Ouvrant	(L/2)+70	H-81	4+4	▲
JE-27	União 3/4 Folhas Union Union	-	*	1	■
JE-14	Perfil Central Central Central	-	H-81	2	■
JE-80	Perfil Pingadeira Drip Gouttière	L	-	1	■
JE-61	Perfil Cruzamento Central Central	-	H-48	2	■
JE-62	Perfil P/ Isolamentos Profile Profilé	-	H-6	2	■
JE-63	Perfil Tampa Cover profile Profilé capot	-	H-6	2	■
KE-61	Perfil Remate Trim profile Profilé de finition	-	H-6	2	■
PE-91	Perfil Guia Guide Guide	(Lx2)+86	-	1	■
AT-30	Perfil Remate Trim profile Profilé de finition	-	H-81 H-48	2 2	■
JE-96	Perfil P.V.C. PVC profile Profilé en PVC	(Lx2)+131	H-49	2+2	■

* Medidas de corte no pormenor de "Montagem de Acessórios - Conj. de Topos JE"
Cut measures on the detail of "Accessories Assembly - JE End-caps Kit"
Mesures de coup dans le détail de "Assemblage des Access. - Kits d'embouts JE"

VEDANTES | SEALENTS | JOINTS

CÓDIGO CODE	DESIGNAÇÃO DESIGNATION NOMINATION	QUANTIDADE	
		Elevatória Lift. Etév.	Multi-ponto M-P M-P
208460	Pelúcia 7x7 STOP-FIN Brush gasket Joint brosse	6H+2L	6H+4L
208300	VD 2096	4H	4H
208298	VD 2065	2H+2L	2H
208299	U 2066	4H+2L	4H+2L
208414	VD 2026	2H+4L	2H+4L
208910	VD 2087	2H+4L	2H+4L

ACESSÓRIOS | ACCESSORIES | ACCESSOIRES

CÓDIGO CODE	DESIGNAÇÃO DESIGNATION NOMINATION	QUANTIDADE QUANTITY QUANTITÉ	
		Elevatória Lift. Etév.	Multi-ponto M-P M-P
-	Conj. Carrinhos Elevadores JE Lifting rollers Kit Kit Rouleaux élévatoire	2	-
-	Ferragem Cremone C(2xxx) Hardware Serrure	2	-
-	Cremone xxxxxxxx Cremone Crémone	2	-
-	Barra de ligação L(xxx) Connecting rod tige de connexion	2	-
-	Ferragem Multiponto JE Multipoint Hardware Serrure Multipoint	-	1
205105	Carrinhos JE 100 Kg Rollers JE Rouleaux JE	-	4
218217	Calço Ferragem Multip. Multip. Hardware Shim Cale Serrure Multipoint	-	Variable Variable
202491	Contra-techo Ferr. Multip. Locking Plate Multip. Hard. Contre-ferm. Mult. Serrure	-	Variable Variable Variable
-	Puxador Ferragem Multip. Multip. Hard. Handle Poignée Multip. Serrure	-	1
204155	Esquadro 18-3712 C Bracket Equerre	4	4
204851	Esquadro 18-1412 C Bracket Equerre	4	4
204901	Esquadro 18-1112 C JE Bracket Equerre	16	16
213246	Canto CR S/SB Corner Coin	20	20
212102	Conjunto Guias JE Guides KIT Kit de guides	1	1
212056	Conjunto Guias com Amortecedor JE Guides Kit absorbers Kit de guides amortisseurs	-	1
207093	Guias Superior JE Upper guide Guide supérieur	min.4 *	min.4 *
214164	Batente TOPEHSN Opening limiter Limiteur d'ouverture	2	-
228107	Limitador Abertura PQ Série Correr Opening limiter Limiteur d'ouverture	-	2
212051	Conjunto Topo JE 27 N°1 Kit N.1 end-cap JE27 Kit N.1 embout JE27	1	1
212053	Conjunto Topo JE 27 N°2 Kit N.2 end-cap JE27 Kit N.2 embout JE27	-	1
210280	Goteira SOS C/Válvula Drip Gouttière	4	4
290020	Parafuso PAR 006 Screw Vis	1Un./m	1Un./m
218109	Calço p/ Vidro 79x40x3 Glazing shim Cale pour verre	8	8
212017	Conj. Fix. Ferragem Multip. Multip. Hardware fixation kit Kit fixation pour Serrure Multip.	-	Variable Variable Variable
290260	Parafuso PAR 001 1/2x8 INOX CQ Screw Vis	2Un./m	2Un./m

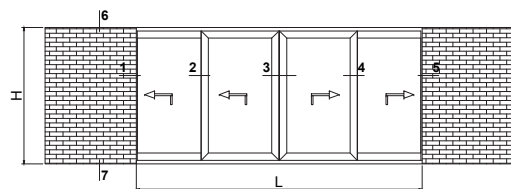
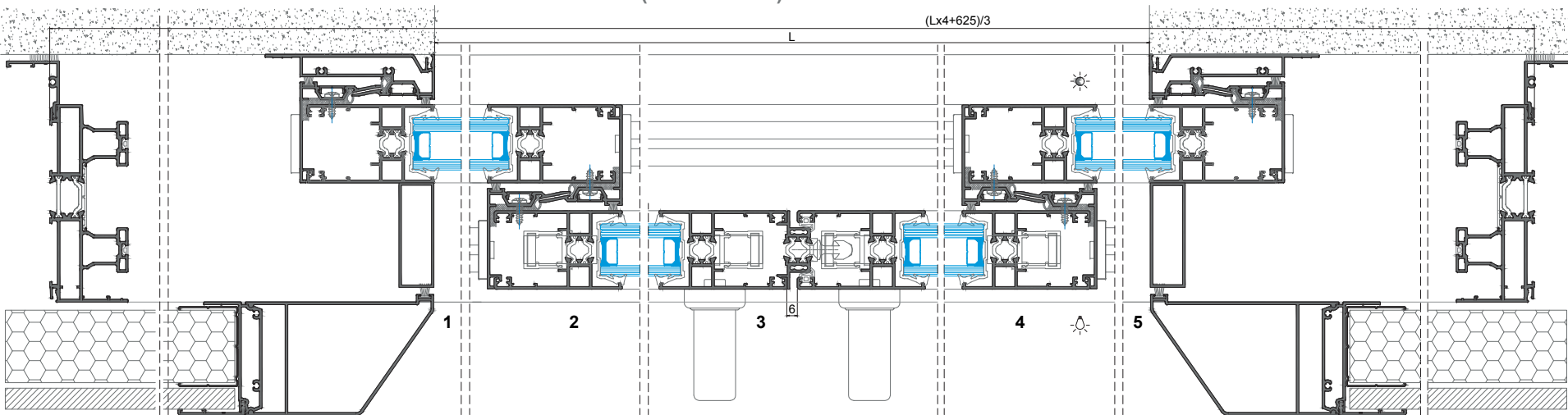
* De 0-1m = 2un/folha; De 1-2m = 3un/folha; De 2-3m = 4un/folha
From 0-1m = 2un/sash; From 1- 2m = 3un/sash; From 2-3m = 4un/sash
De 0-1m = 2un/vantail; De 1-2m = 3un/vantail; De 2-3m = 4un/vantail



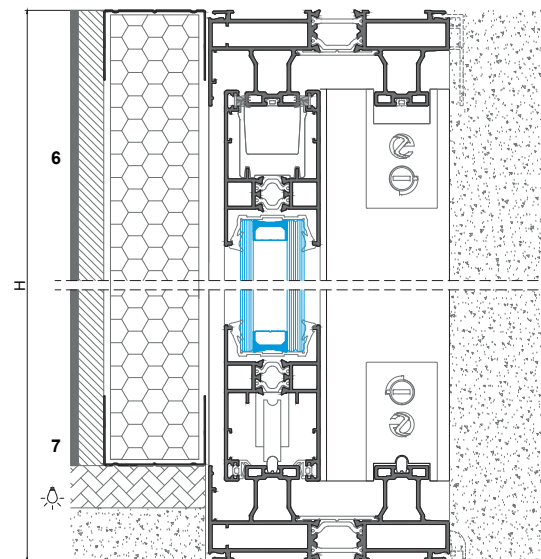
JANELA DE CORRER DE EMBUTIR COM 4 FOLHAS 2-RAIL (SEM JUNTA DE REMATE)

4 LEAVES POCKET SLIDING WINDOW 2-RAIL (WITHOUT JOINT)

VANTAIL COULLISSANT À GALANDAGE 4 VANTAUX 2-RAIL (SANS JOINT)



MEDIDAS VIDROS	
Glazing measures	
Dimensions des verres	
Lvidro(mm) Glass Verre	Hvidro(mm) Glass Verre
(L-209)/4	H-197



(Lx4+625)/3

PERFIS | PROFILES | PROFILÉS

CÓDIGO CODE	DESIGNAÇÃO DESIGNATION NOMINATION	C. HORIZ. HORIZ. CUT	VERT. C. VERTIC. C-VERTIC.	QUANT. QUANTITÉ	CORTE CUT COUPE
JE-02	Aro Fixo Fixed frame Dormant	3L+512 2	H	2+2	
JE-57	Aro Móvel Mobile frame Ouvrant	L+280 4	H-75	8+8	
JE-14	Perfil Central Central Central	-	H-75	6	
JE-27	União 3/4 Folhas Union Union	-	*	1	
JE-80	Perfil Pingadeira Drip Gouttière	L	-	1	
JE-61	Perfil Cruzamento Central Central	-	H-42	1	
JE-62	Perfil P/ Isolamentos Profile Profilé	-	H	1	
JE-63	Perfil Tampa Cover profile Profilé capot	-	H	1	
KE-94	Perfil Remate Trim profile Profilé de finition	-	H	1	
PE-91	Perfil Guia Guide Guide	3L+344 2	-	2	
AT-30	Perfil Remate Trim profile Profilé de finition	-	H-75	8	
JE-96	Perfil P.V.C. PVC profile Profilé en PVC	3L+436 2	H-43	2+2	
KP 61	Perfil Remate Trim profile Profilé de finition	-	H-75	2	

* Medidas de corte no pormenor de "Montagem de Acessórios - Conj. de Topos JE"
Cut measures on the detail of "Accessories Assembly - JE End-caps Kit"
Mesures de coup dans le détail de "Assemblage des Acc. - Kits d'embouts JE"

VEDANTES | SEALENTS | JOINTS

CÓDIGO CODE	DESIGNAÇÃO DESIGNATION NOMINATION	QUANTIDADE QUANTITY QUANTITÉ	
		Elevatória Lift. Elév.	Multi-ponto M-P M-P
208460	Pelúcia 7x7 STOP-FIN Brush gasket Joint brosse	8H+2L	8H+4L
208300	VD 2096	8H	8H
208298	VD 2065	6H+2L	6H
208299	U 2066	8H+2L	8H+2L
208414	VD 2026	4H+2L	4H+2L

ACESSÓRIOS | ACCESSORIES | ACCESSOIRES

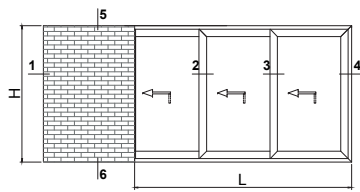
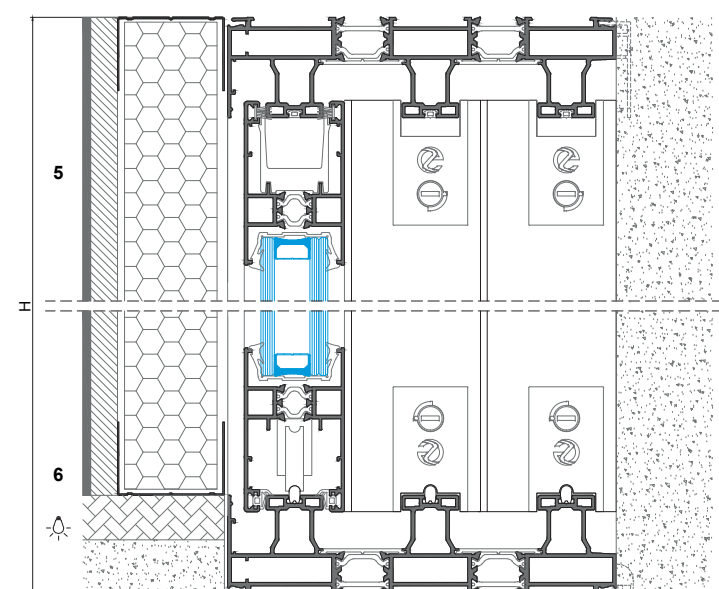
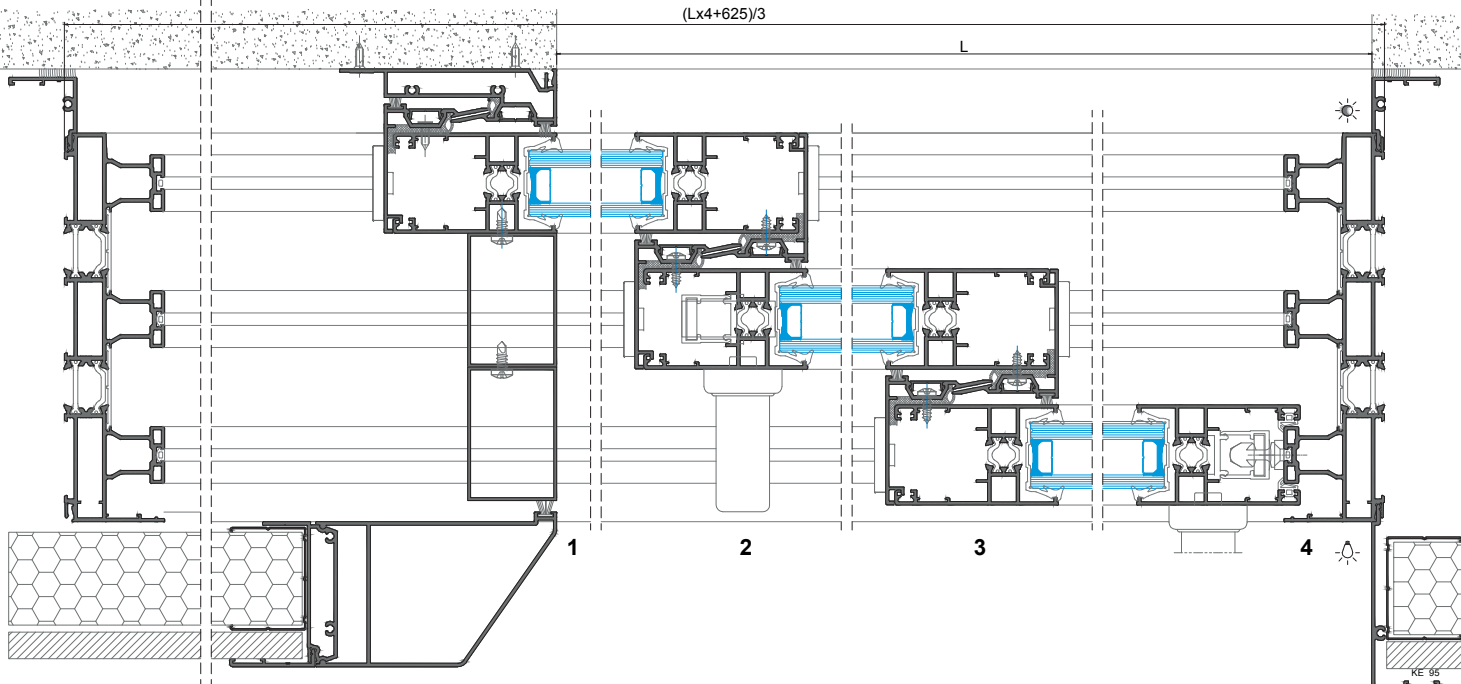
CÓDIGO CODE	DESIGNAÇÃO DESIGNATION NOMINATION	QUANTIDADE QUANTITY QUANTITÉ	
		Elevatória Lift. Elév.	Multi-ponto M-P M-P
-	Conj. Carrinhos Elevadores JE Lifting rollers Kit Kit Rouleaux élévateur	4	-
-	Ferragem Cremone C(2xxx) Hardware Serrure	4	-
-	Cremone xxxxxxxx Cremone Crémone	4	-
-	Barra de ligação L(XXX) Connecting rod tige de connexion	4	-
-	Ferragem Multiponto JE Multipoint Hardware Serrure Multipoint	-	1
205105	Carrinhos JE 100 Kg Rollers JE Rouleaux JE	-	8
218217	Calço Ferragem Multip. Multip. Hardware Shim Cale Serrure Multipoint	-	Variável Variable
202491	Contra-telho Ferr. Multip. Locking Plate Multip. Hard. Contre-ferm. Mult. Serrure	-	Variável Variable
-	Puxador Ferragem Multip. Multip. Hard. Handle Poignée Multip. Serrure	-	1
204155	Esquadro 18-3712 C Bracket Équerre	8	8
204901	Esquadro 18-1112 C JE Bracket Équerre	32	32
213246	Canto CR S/SB Corner Coin	36	36
212102	Conjunto Guias JE Guides KIT Kit de guides	3	3
212056	Conjunto Guias com Amortecedor JE Guides Kit absorbers Kit de guides amortisseurs	-	1
207093	Guias Superior JE Upper guide Guide supérieur	min.8 *	min.8 *
214164	Batente TOPEHSN Opening limiter Limiteur d'ouverture	2	-
228107	Limitador Abertura PQ Série Correr Opening limiter Limiteur d'ouverture	-	2
223073	Kit Corta-Vento Esp. JE Central gasket Pièce d'étanchéité	-	3
223104	Kit Corta-Vento Esp. Elevatória JE Lift JE Central gasket Pièce d'étanchéité Elév. JE	3	-
210280	Goteira SOS C/Válvula Drip Gouttière	4	4
290020	Parafuso PAR 006 Screw Vis	1Un./m	1Un./m
218109	Calço p/ Vidro 79x40x3 Glazing shim Cale pour verre	16	16
212017	Conj. Fix. Ferragem Multip. Multip. Hardware fixation kit Kit fixation pour Serrure Multip.	-	Variável Variable
290260	Parafuso PAR 001 1/2x8 INOX CQ Screw Vis	6Un./m	6Un./m

* De 0-1m = 2un/folha; De 1-2m = 3un/folha; De 2-3m = 4un/folha
From 0-1m = 2un/sash; From 1-2m = 3un/sash; From 2-3m = 4un/sash
De 0-1m = 2un/vantail; De 1-2m = 3un/vantail; De 2-3m = 4un/vantail

JANELA DE CORRER DE EMBUTIR COM 3 FOLHAS 3-RAIL (SEM JUNTA DE REMATE)

3 LEAVES POCKET SLIDING WINDOW 3-RAIL (WITHOUT JOINT)

VANTAIL COULLISSANT À GALANDAGE 2 VANTAUX 1-RAIL (SANS JOINT)



MEDIDAS VIDROS Glazing measures Dimensions des verres	
Lvidro(mm) Glass / Verre	Hvidro(mm) Glass / Verre
(L-186)/3	H-197

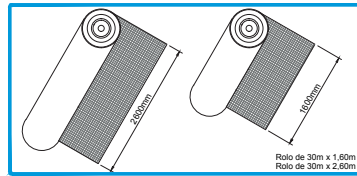
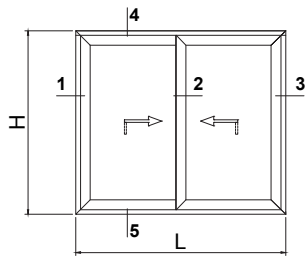
VEDANTES SEALENTS JOINTS			
CÓDIGO CODE	DESIGNAÇÃO DESIGNATION NOMINATION	QUANTIDADE QUANTITY QUANTITE	
		Elevatória Lift. / Elev.	Multi-ponto M-P / M-P
208460	Pelúcia 7x7 STOP-FIN brosse	6H+2L	6H+4L
208300	VD 2096	6H	6H
208298	VD 2065	2H+2L	2H
208299	U 2066	6H+2L	6H+2L
208414	VD 2026	6H+4L	6H+4L

PERFIS PROFILES PROFILÉS					
CÓDIGO CODE	DESIGNAÇÃO DESIGNATION NOMINATION	C. HORIZ. VERT. C. HORIZ. / C. VERTIC.		QUANT. QUANTITY	CORTE CUT
		HORIZ.	VERTIC.		
JE-73	Aro Fixo Fixed frame Dormant	4L+625 3	H	2+2	
JE-57	Aro Móvel Mobile frame Ouvrant	L+180 3	H-75	6+6	
JE-14	Perfil Central Central Central	-	H-75	5	
JE-80	Perfil Pingadeira Drip Gouttière	L	-	1	
JE-61	Perfil Cruzamento Central Central	-	H-42	1	
JE-62	Perfil P/ Isolamentos Profile Profilé	-	H	1	
JE-63	Perfil Tampa Cover profile Profilé capot	-	H	1	
KE-94	Perfil Remate Trim profile Profilé de finition	-	H	1	
PE-91	Perfil Guia Guide Guide	4L+373 3	-	3	
AT-30	Perfil Remate Trim prof. Profilé de finition	-	H-75	6	
JE-96	Perfil PVC PVC profile Profilé en PVC	4L+511 3	H-43	4+4	
KP-62	Perfil Remate Trim prof. Profilé de finition	-	H-75	2	

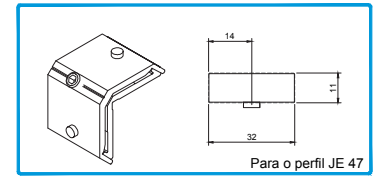
ACESSÓRIOS ACCESSORIES ACCESSOIRES			
CÓDIGO CODE	DESIGNAÇÃO DESIGNATION NOMINATION	QUANTIDADE QUANTITY QUANTITE	
		Elevatória Lift. / Elev.	Multi-ponto M-P / M-P
-	Conj. Carrinhos Elevadores JE Lifting rollers Kit / Kit Rouleaux élévatoire	3	-
-	Ferragem Cremone C(2xx) Hardware Serrure	3	-
-	Cremone xxxxxxxx Cremone Crémone	3	-
-	Barra de ligação L(xxx) Connecting rod tige de connexion	3	-
-	Ferragem Multiponto JE Multipoint Hardware Serrure Multipoint	-	1
205105	Carrinhos JE 100 Kg Rollers JE Rouleaux JE	-	6
218217	Calço Ferragem Multip. Multip. Hardware Shim Cale Serrure Multipoint	-	Variável Variable
202491	Contra-fecho Ferr. Multip. Locking Plate Multip. Hard. Contre-ferm. Mult. Serrure	-	Variável Variable
-	Puxador Ferragem Multip. Multip. Hard. Handle Poignée Multip. Serrure	-	1
204155	Esquadro 18-3712 C Bracket Équerre	8	8
204901	Esquadro 18-1112 C JE Bracket Équerre	24	24
213246	Canto CR S/SB Corner Coin	28	28
212102	Conjunto Guias JE Guides Kit Kit de guides	3	3
212056	Conjunto Guias com Amortecedor JE Guides Kit absorbers Kit de guides amortisseurs	-	1
207093	Guias Superior JE Upper guide Guide supérieur	min.6 *	min.6 *
214164	Batente TOPEHSN Opening limiter Limiteur d'ouverture	2	-
228107	Limitador Abertura PQ Série Correr Opening limiter Limiteur d'ouverture	-	2
223073	Kit Corta-Vento Esp. JE Central gasket Pièce d'étanchéité	-	2
223104	Kit Corta-Vento Esp. Elevatória JE Lift JE Central gasket Pièce d'étanchéité Elev. JE	2	-
210280	Goteira SOS C/Válvula Drip Gouttière	4	4
290020	Parafuso PAR 006 Screw Vis	1Un./m	1Un./m
218109	Calço p/ Vidro 79x40x3 Glazing shim Cale pour verre	12	12
212017	Conj. Fix. Ferragem Multip. Multip. Hardware fixation kit Kit fixation pour Serrure Multip.	-	Variável Variable
290260	Parafuso PAR 001 1/2x8 INOX CQ Screw Vis	5Un./m	5Un./m

* De 0-1m = 2un/fohla; De 1-2m = 3un/fohla; De 2-3m = 4un/fohla
From 0-1m = 2un/sash; From 1- 2m = 3un/sash; From 2-3m = 4un/sash
De 0-1m = 2un/vantail; De 1-2m = 3un/vantail; De 2-3m = 4un/vantail

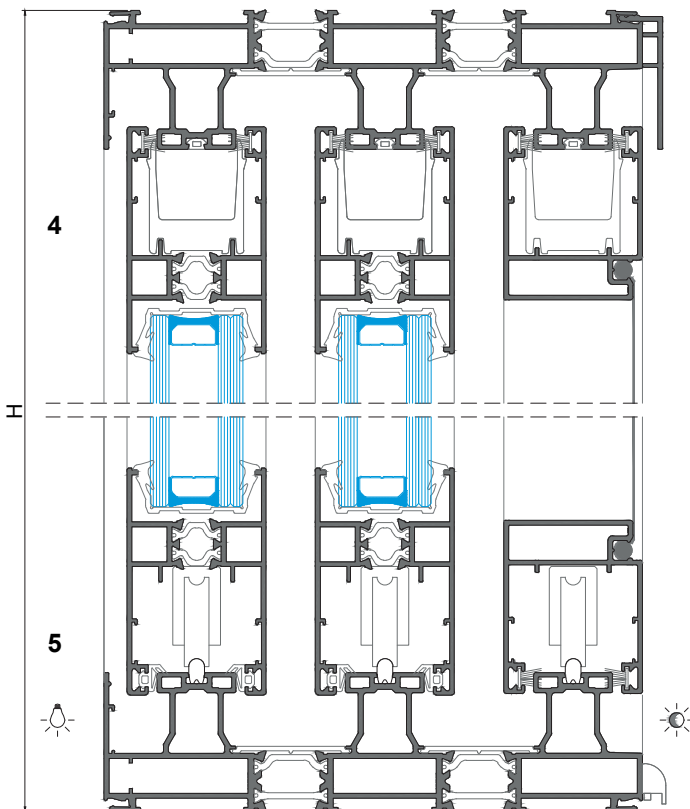
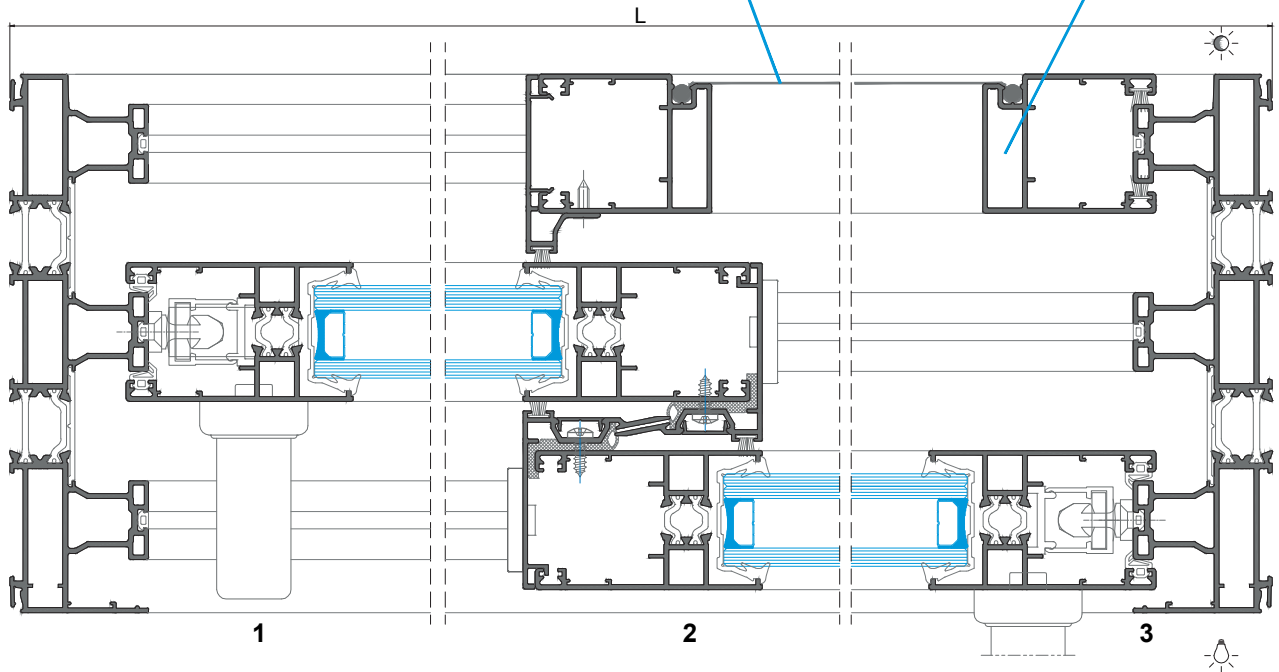
JANELA DE CORRER 2 FOLHAS + REDE MOSQUITEIRA
2 LEAVES SLIDING WINDOW + MOSQUITO NET
VANTAIL COULLISSANT À 2 VANTAUX + MOUSQUITAIRE



229105 REDE MOSQUITEIRA EM FIBRA 1600mm (Cinza)
229106 REDE MOSQUITEIRA EM FIBRA 2600mm (Cinza)



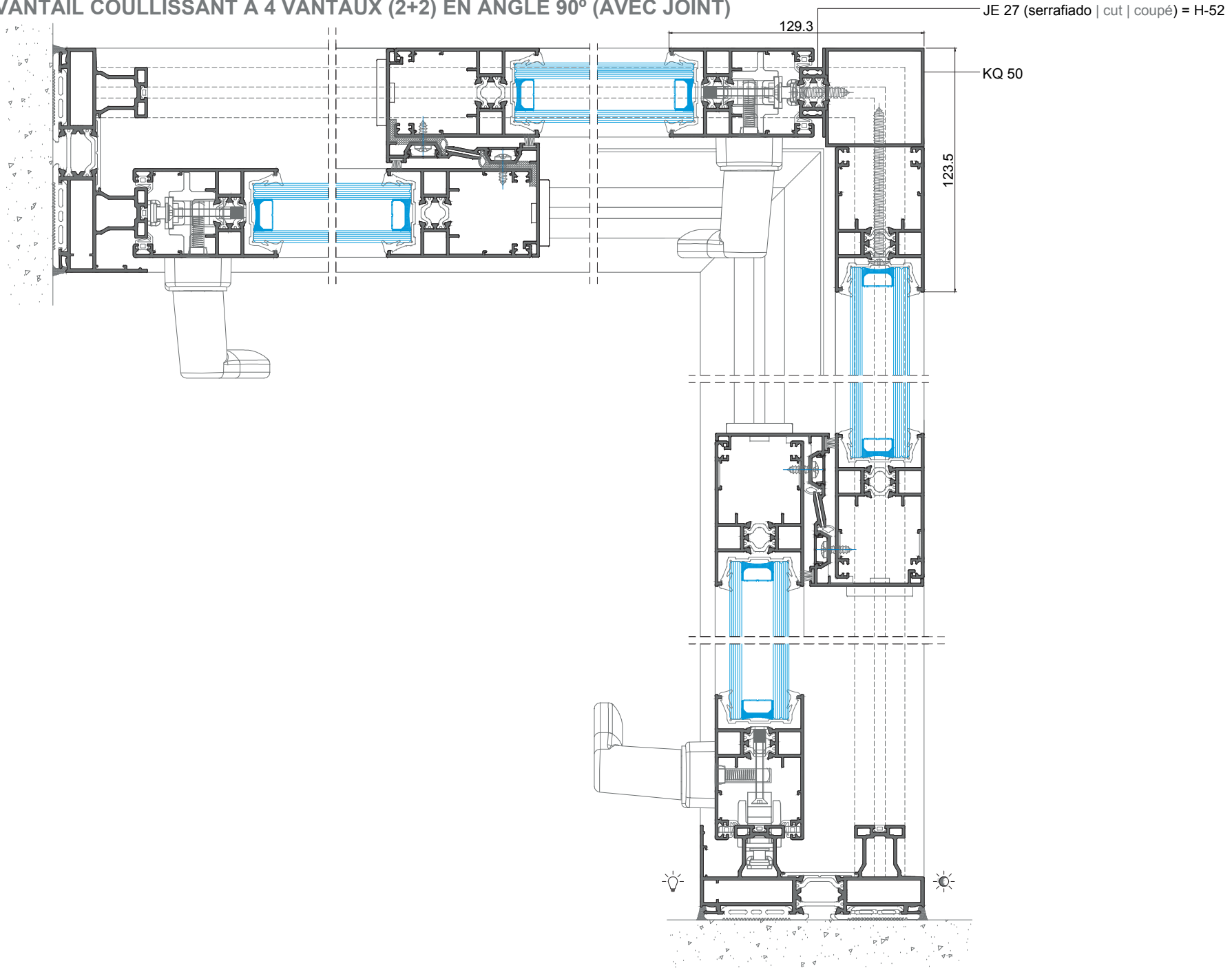
204149 ESQUADRO 18-3112-C
Para o perfil JE 47



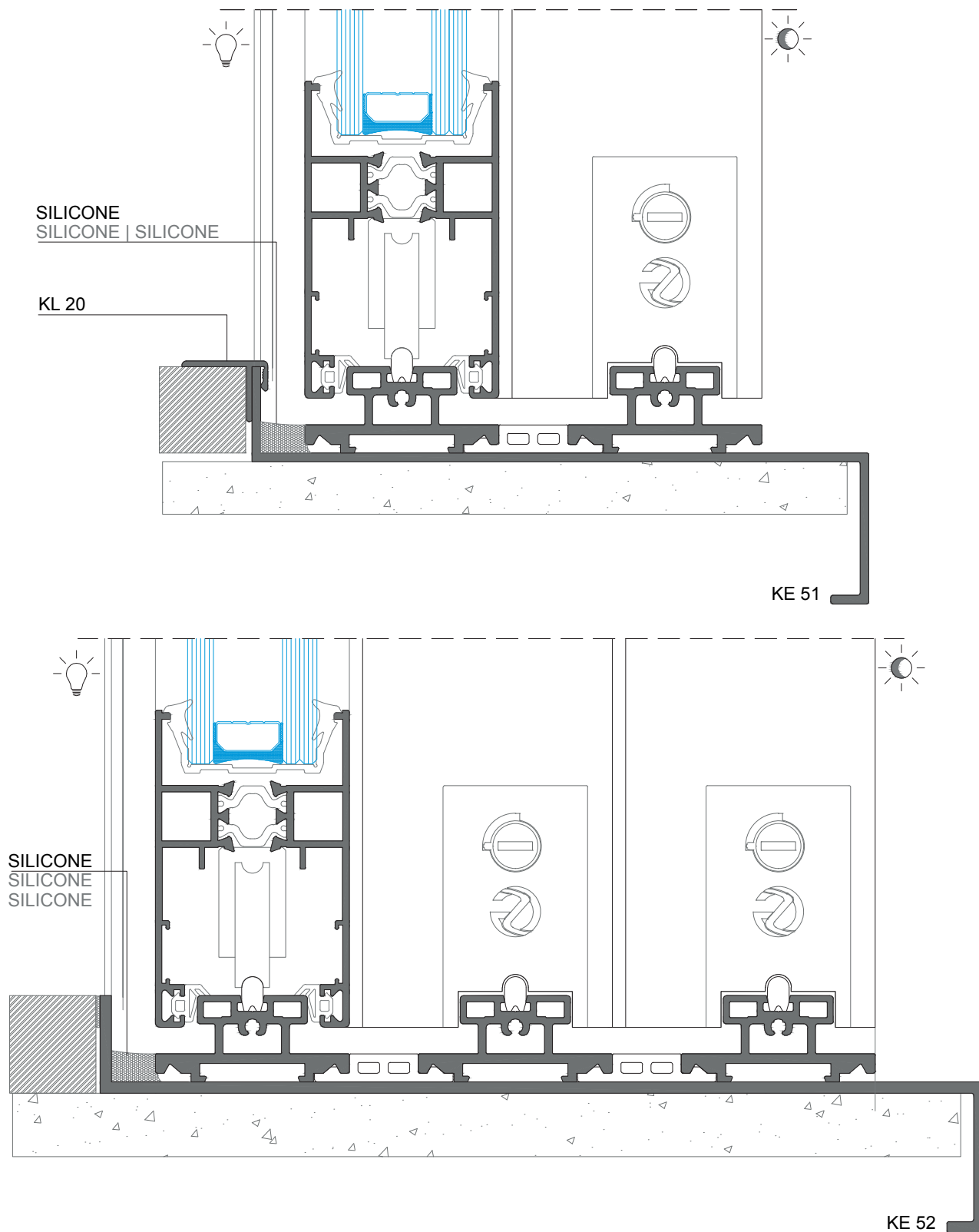
JANELA DE CORRER 4 FOLHAS (2+2) EM CANTO 90° (COM JUNTA DE REMATE)

4 LEAVES SLIDING WINDOW (2+2) IN CONER 90° (WITH JOINT)

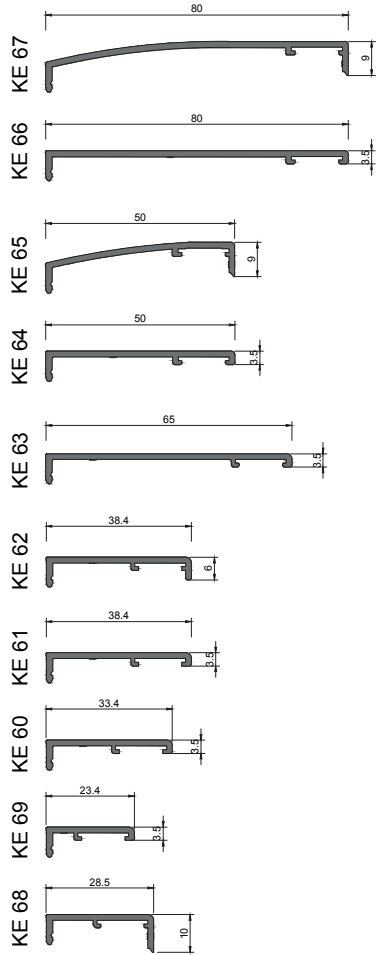
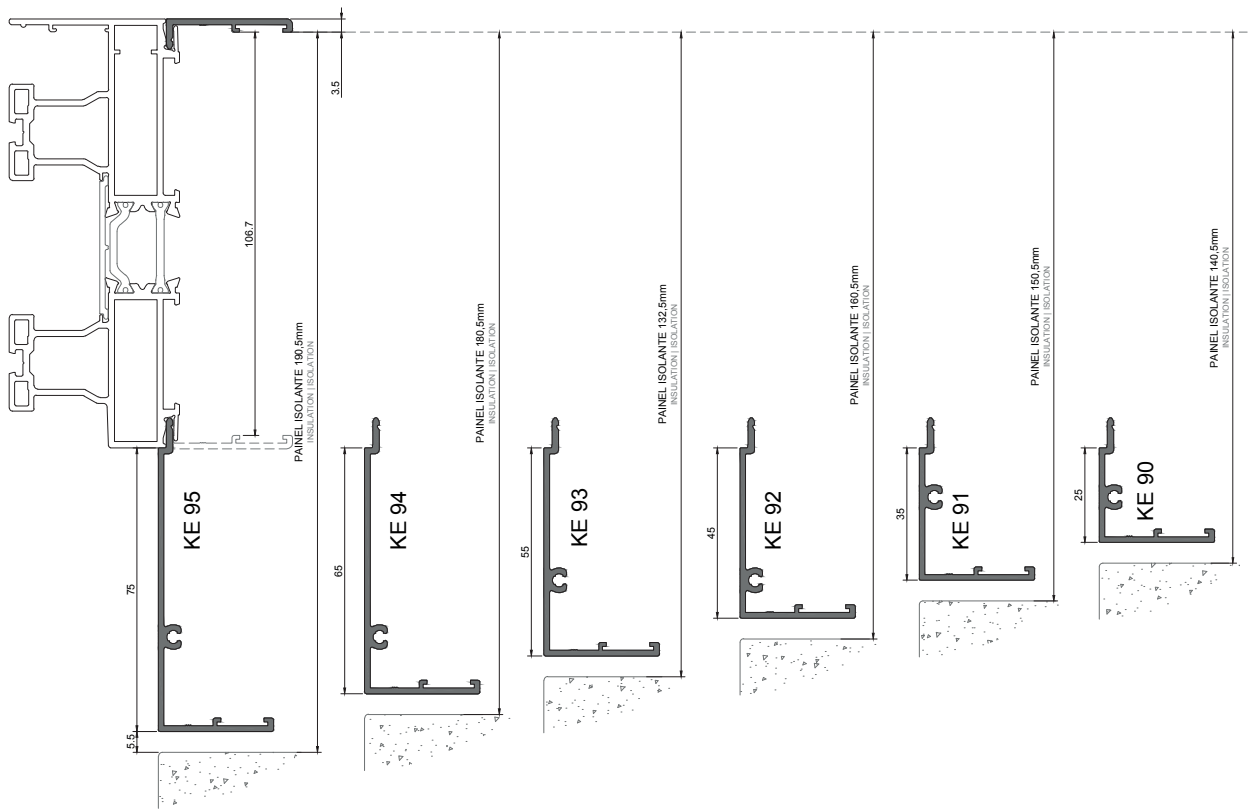
VANTAIL COULLISSANT À 4 VANTAUX (2+2) EN ANGLE 90° (AVEC JOINT)



PORMENOR DE SOLEIRAS COM PERFIL JE 42 + KE 51 e KE 52
SILL DETAILS WITH JE 42 + KE 51 and KE 52 PROFILES
DÉTAILS DE SEUILS AVEC PROFILÉS E 42 + KE 51 et KE 52 PROFILES

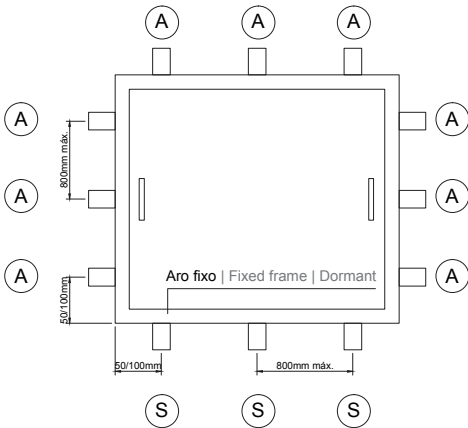


APLICAÇÃO DOS PERFIS DE REMATE
APPLICATION OF TRIM PROFILES
APPLICATION DES TAPÉES



PAINEL ISOLANTE DE 140mm - PORMENOR DE APLICAÇÃO DE ACORDO COM AVIS TECHNIQUE 6/18-2371-V2
140mm INSULATING PANEL - APPLICATION DETAIL ACCORDING AVIS TECHNIQUE 6/18-2371-V2
PANNEAU ISOLANT DE 140mm - DÉTAILS DE LA MISE EN ŒUVRE CONFORMÉMENT À L'AVIS TECHNIQUE 6/18-2371-V2

Peso máximo de vidro permitido - 35Kg/m²
Glazing maximum weight allowed | Poids maximal du verre autorisé



(A) ÂNGULO FIXAÇÃO DE 100mm OU 120mm
FIXING BANGLE 100mm or 120mm
ANGLE DE FIXATION 100mm ou 120mm

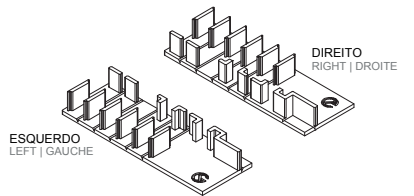
(S) SUPORTE FIXAÇÃO DE 100mm OU 120mm
FIXING BRACKET 100mm or 120mm
SUPPORT DE FIXATION 100mm ou 120mm

ÂNGULO FIXAÇÃO 120mm
FIXING BANGLE 120mm
ANGLE DE FIXATION 120mm

PRESILHA M6 x 37 mm
CLAMP | CLAMEUX

PARAFUSO | SCREW | VIS
DIN 7504 M A2 4,8x25

CALÇO SEPARADOR
SHIM
CALE



CONJUNTO TOPOS INFERIORES RENOVIATIO
LOWER END-CAP KIT RENOVIATIO | KIT D'EMBOU INFERIEUR RENOVIATIO

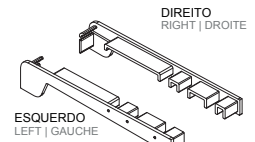
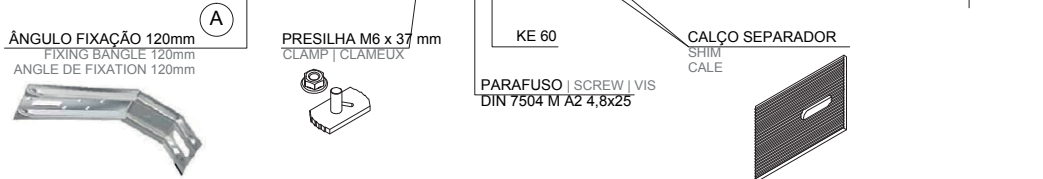
FUNDO DE JUNTA
BACKER ROD | FOND DE JOINT

SILICONE
SILICONE | SILICONE

KE 90

JE 57

JE 96



CONJUNTO TAPA TOPOS KE 71
END-CAP KE 71 | EMBOUT KE 71

JUNTA PERIFÉRICA DE 5mm (OBRIGATÓRIO)
PERIPHERAL JOINT 5mm (MANDATORY) | JEU PÉRIPHÉRIQUE 5mm (OBLIGATOIRE)

FUNDO DE JUNTA
BACKER ROD | FOND DE JOINT

SILICONE
SILICONE | SILICONE

KE 71

JE 57

JE 02

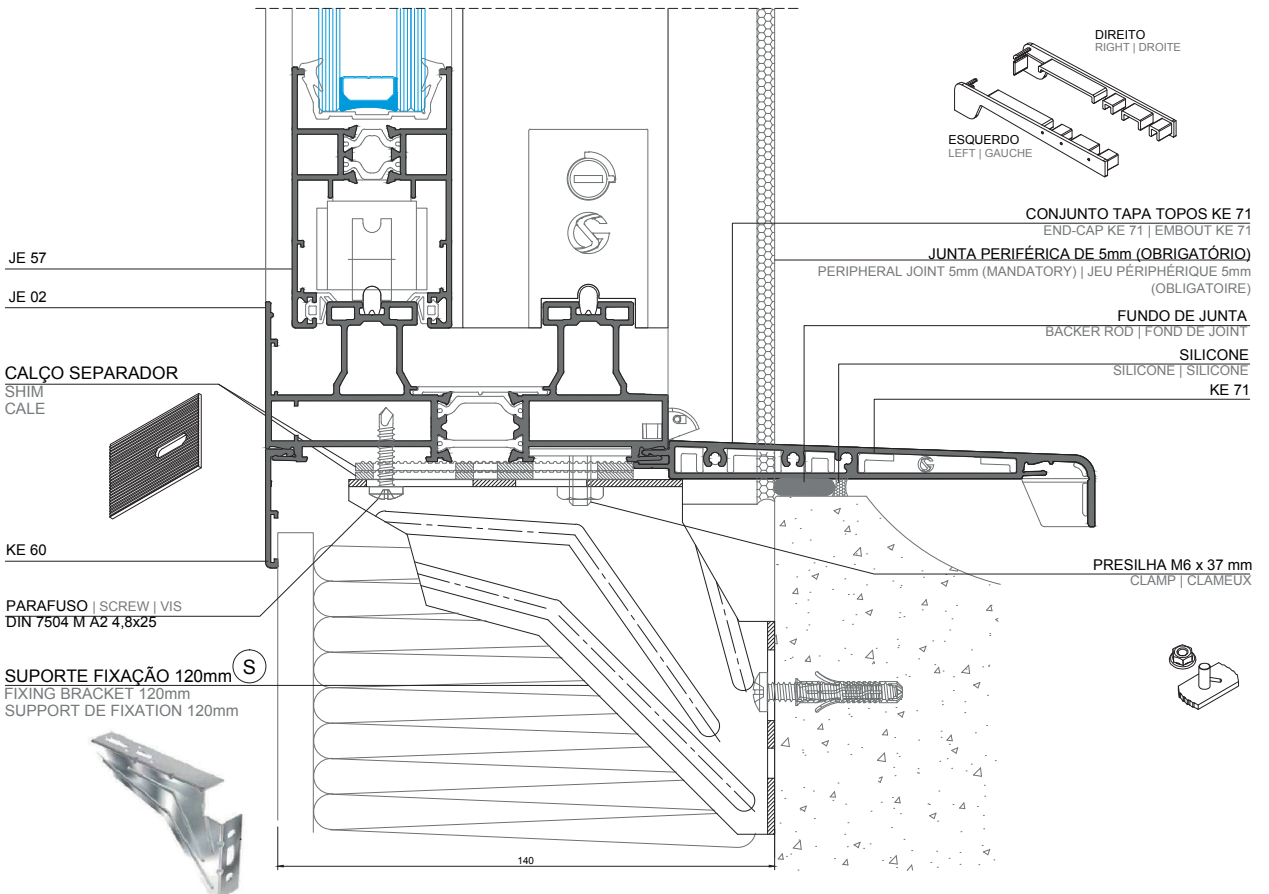
CALÇO SEPARADOR
SHIM
CALE

KE 60

PARAFUSO | SCREW | VIS
DIN 7504 M A2 4,8x25

SUPORTE FIXAÇÃO 120mm
FIXING BRACKET 120mm
SUPPORT DE FIXATION 120mm

PRESILHA M6 x 37 mm
CLAMP | CLAMEUX



MAQUINAÇÃO DOS PERFIS
PROFILES MACHINING
USINAGE DES PROFILÉS

MAQUINAÇÕES NO CORTANTE JE
MACHINING OPERATIONS ON THE JE PUNCHING TOOL
OPÉRATIONS D'USINAGE POUR POINÇON JE

MAQUINAÇÕES PARA ESQUADROS
MACHINING OPERATIONS FOR BRACKETS
OPÉRATIONS D'USINAGE POUR EQUÉRRES

MAQUINAÇÃO PARA JE 42
MACHINING FOR JE 42
USINAGE POUR JE 42

MAQUINAÇÃO PARA JE 14
MACHINING FOR JE 14
USINAGE POUR JE 14

MAQUINAÇÃO PARA JE 48
MACHINING FOR JE 48
USINAGE POUR JE 48

PORMENOR DE CORTE DOS PERFIS JE 58 E JE 59
CUT DETAIL FOR JE 58 AND JE 59 PROFILES
DÉTAIL DE COUPÉS DES PROFILÉS JE 58 ET JE 59

MAQUINAÇÕES NO CORTANTE "OS" (Cortante do Sistema OS) - PARA O PERFIL JE 47
MACHINING OPERATIONS ON THE "OS" PUNCHING TOOL (Tool from OS System) - FOR JE 47 PROFILE
OPÉRATIONS D'USINAGE POUR POINÇON "OS" (Poinçon du Système OS) - POUR PROFILÉ JE 47

MAQUINAÇÃO DOS PERFIS

PROFILES MACHINING | USINAGE DES PROFILÉS

MAQUINAÇÕES NO CORTANTE JE

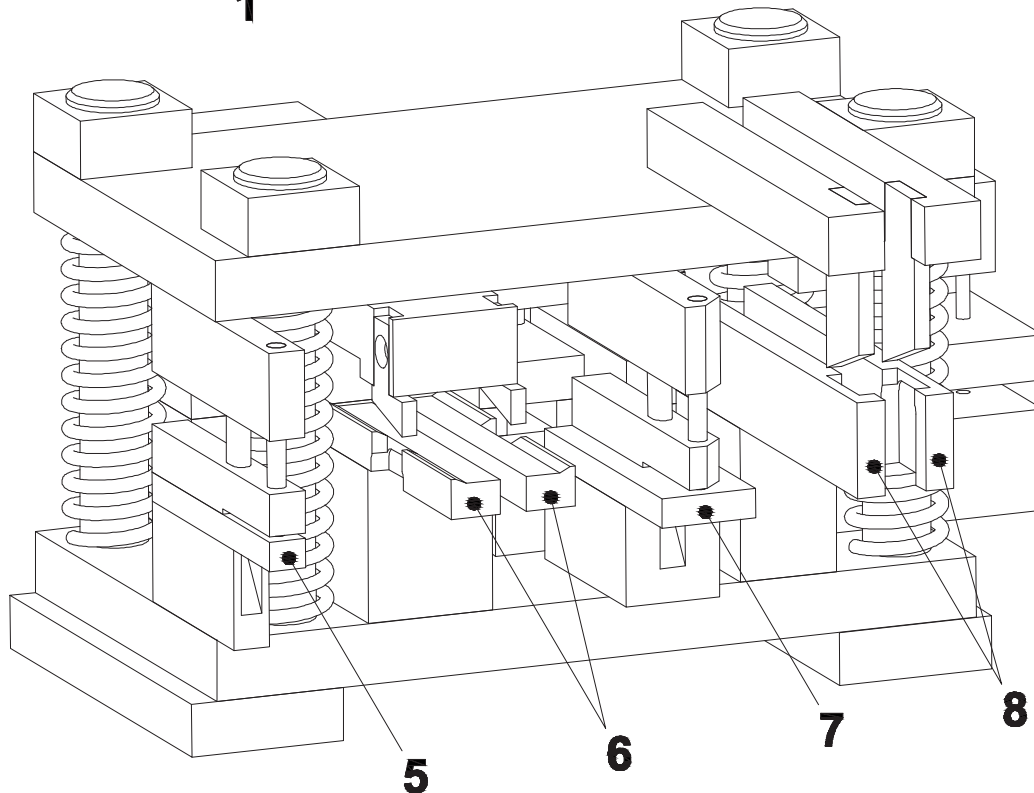
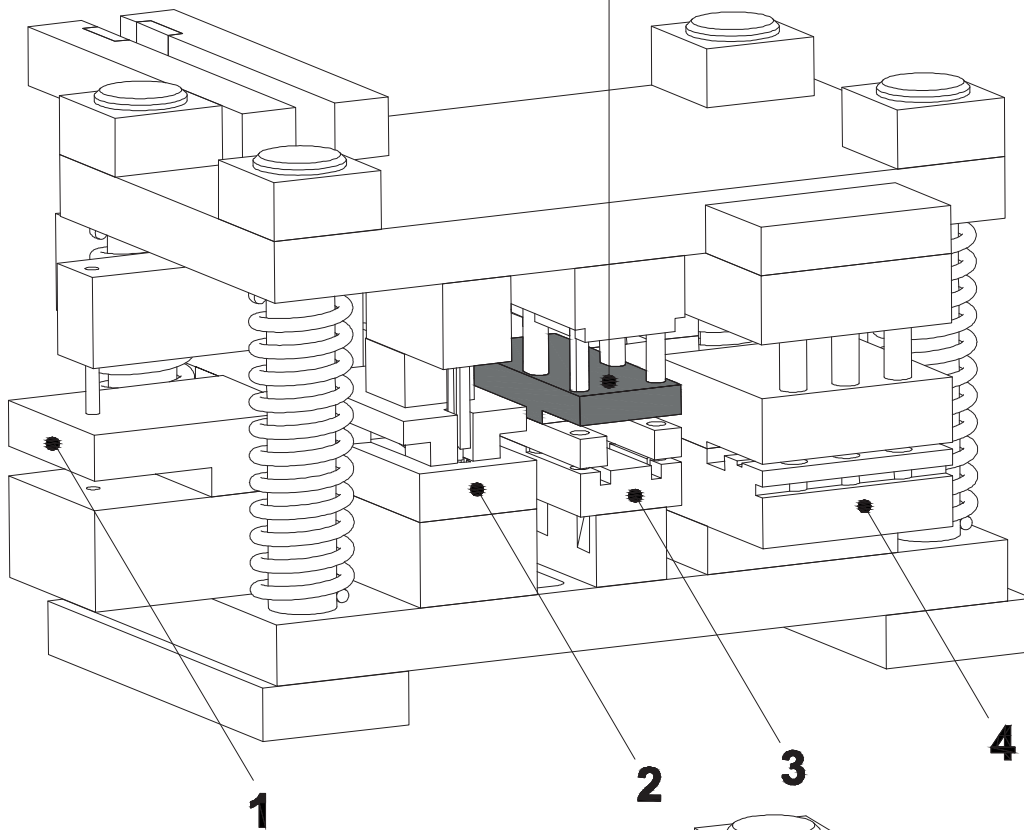
MACHINING OPERATIONS ON THE JE PUNCHING TOOL

OPÉRATIONS D'USINAGE POUR POINÇON JE

Esta peça foi alterada aquando da alteração do perfil JE 17 e encontra-se disponível (JANEIRO 2019)

This part was changed when the JE 17 profile was changed and is available (JANUARY 2019)

Cette partie a été modifiée lorsque le profil JE 17 a été changé et est disponible (JANVIER 2019)



MAQUINAÇÃO DOS PERFIS

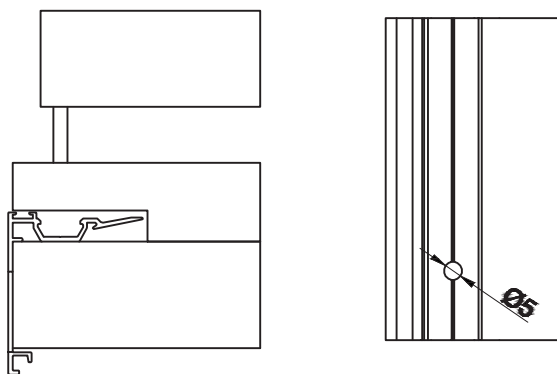
PROFILES MACHINING | USINAGE DES PROFILÉS

MAQUINAÇÕES NO CORTANTE JE

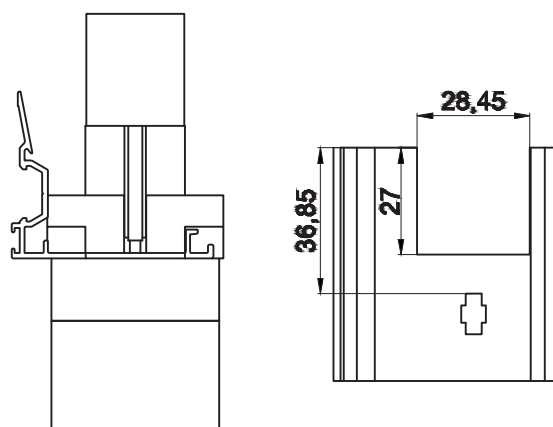
MACHINING OPERATIONS ON THE JE PUNCHING TOOL

OPÉRATIONS D'USINAGE POUR POINÇON JE

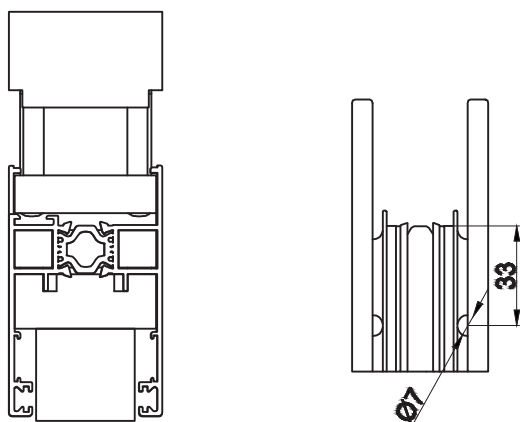
1 - MAQUINAÇÃO PARA FURAÇÃO PARA FIXAÇÃO DO PERFIL JE 14
MACHINING FOR DRILLING TO FIX THE JE 14 PROFILE
USINAGE DE PERÇAGE POUR FIXER LE PROFILÉ JE 14



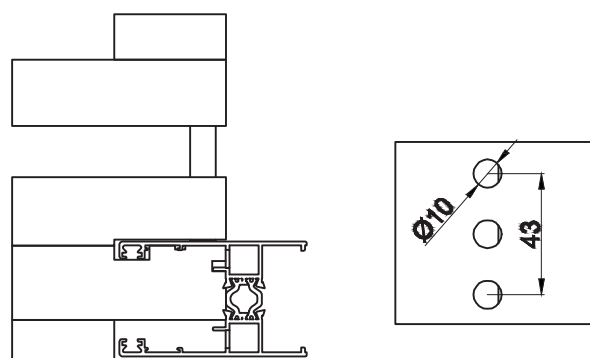
2 - MAQUINAÇÃO DA RANHURA DO PERFIL JE 14
MACHINING OF THE JE 14 PROFILE GROOVE
USINAGE DE LA RAINURE DU PROFILÉ JE 14



3 - MAQUINAÇÃO PARA ESQUADRO - AROS MÓVEIS
BRACKET MACHINING - MOBILE FRAMES
USINAGE POUR EQUÉRRE - EN OUVRANTS



4 - MAQUINAÇÃO PARA FERRAGEM MULTIPONTO
MACHINING FOR MULTIPPOINT HARDWARE
USINAGE POUR SERRURE MULTIPPOINT



MAQUINAÇÃO DOS PERFIS

PROFILES MACHINING | USINAGE DES PROFILÉS

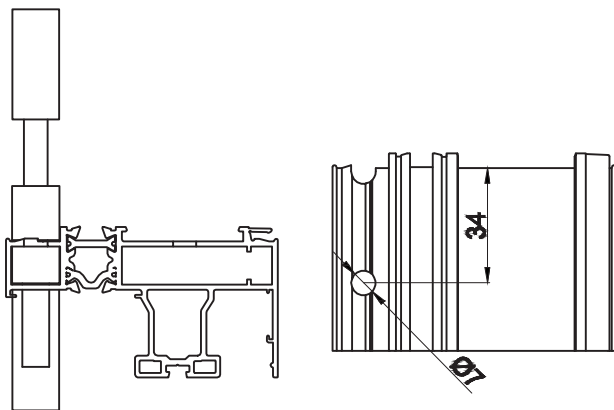
MAQUINAÇÕES NO CORTANTE JE

MACHINING OPERATIONS ON THE JE PUNCHING TOOL

OPÉRATIONS D'USINAGE POUR POINÇON JE

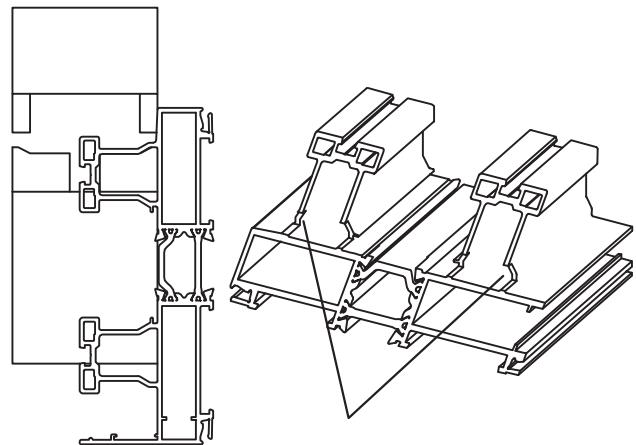
5 - MAQUINAÇÃO PARA ESQUADRO - PARA JE 64

BRACKET MACHINING - FOR JE 64
USINAGE POUR EQUÉRRE - POUR JE 64



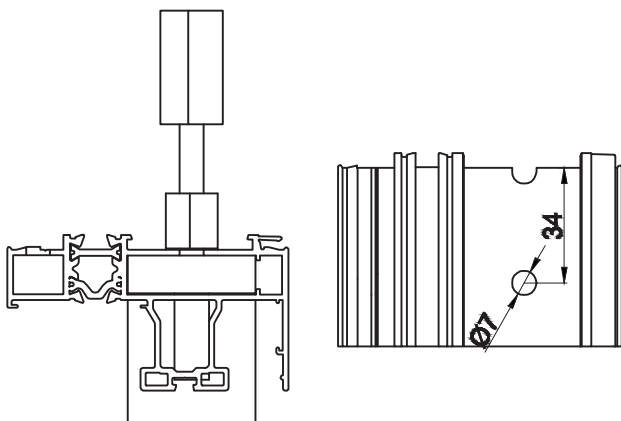
6 - MAQUINAÇÃO PARA DRENAGEM DO CARRIL - AROS FIXOS

RAIL DRAINAGE MACHINING - FIXED FRAMES
USINAGE POUR DRAINAGE DU RAIL - EN DORMANT



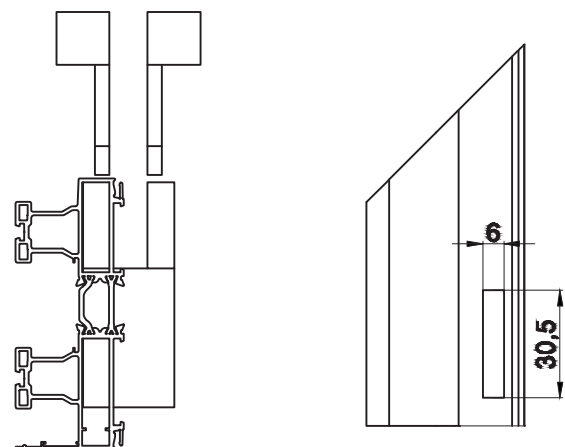
7 - MAQUINAÇÃO PARA ESQUADRO - AROS FIXOS

BRACKET MACHINING - FIXED FRAMES
USINAGE POUR EQUÉRRE - EN DORMANT



8 - MAQUINAÇÃO PARA DRENAGEM TUBULAR - AROS FIXOS

TUBULAR DRAINING MACHINERY - FIXED FRAMES
USINAGE POUR DRAINAGE TUBULAIRE - EN DORMANT



MAQUINAÇÃO DOS PERFIS

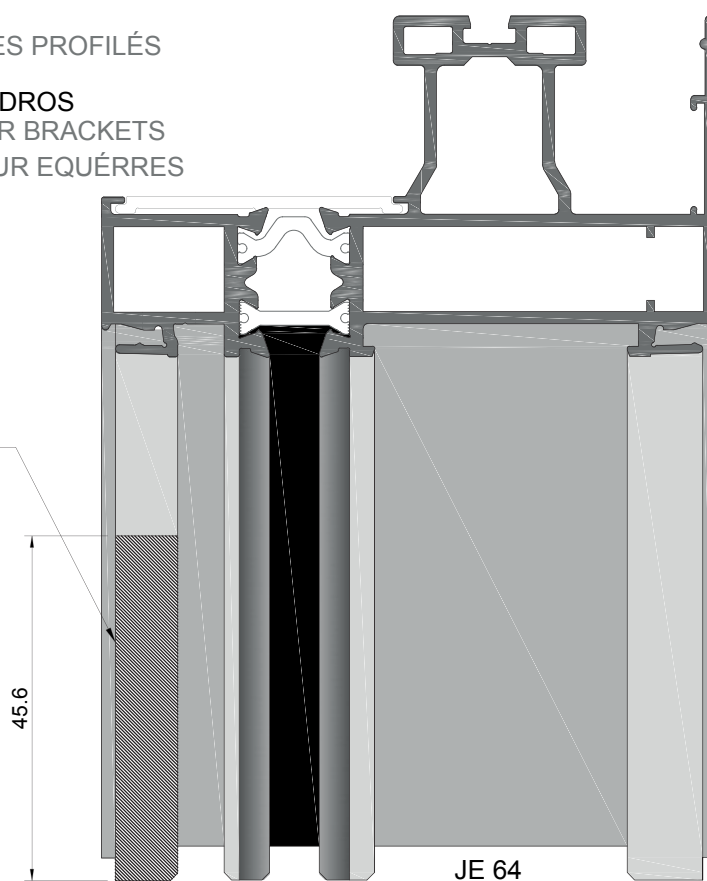
PROFILES MACHINING | USINAGE DES PROFILÉS

MAQUINAÇÕES PARA ESQUADROS

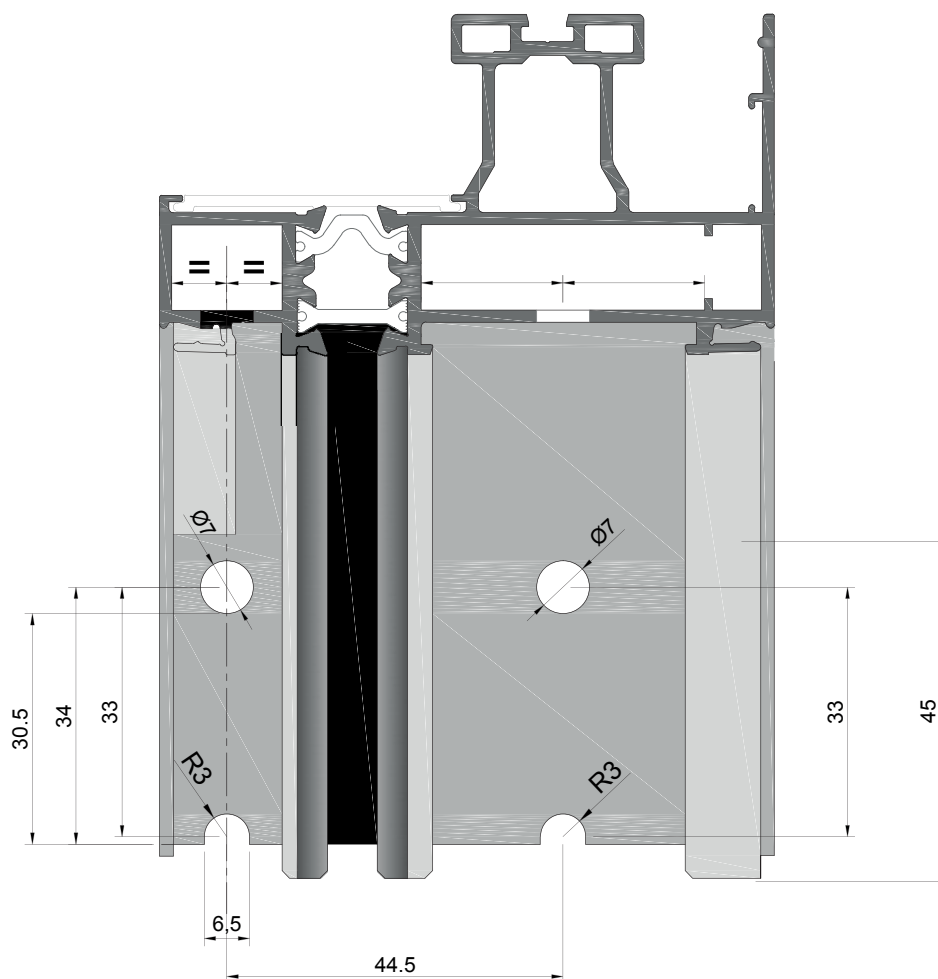
MACHINING OPERATIONS FOR BRACKETS

OPÉRATIONS D'USINAGE POUR EQUÉRRES

Cortar a aba
Cutting the tabs
Couper le rabat



Furações para esquadros
Brackets drillings
Perçages pour l'équerres



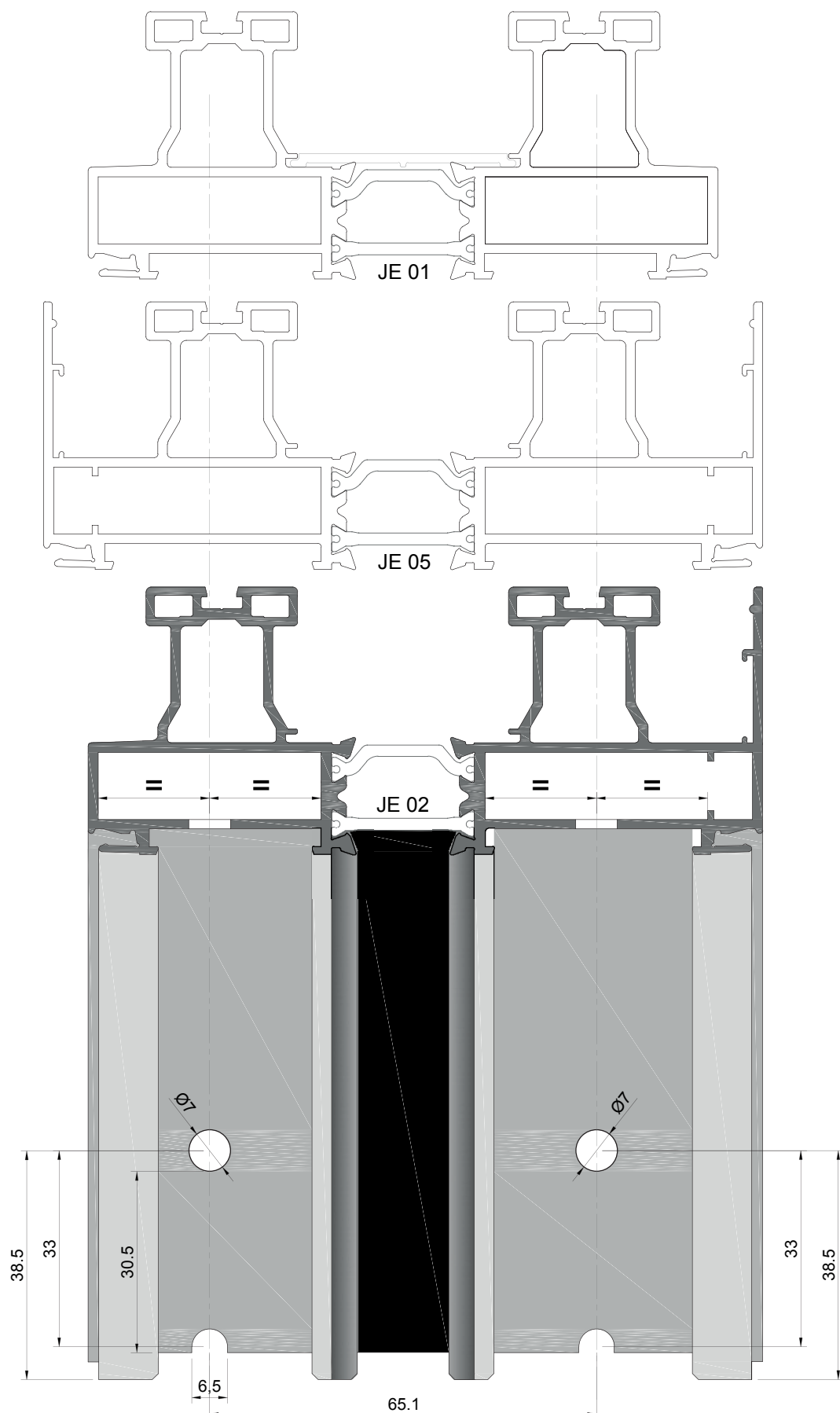
MAQUINAÇÃO DOS PERFIS

PROFILES MACHINING | USINAGE DES PROFILÉS

MAQUINAÇÕES PARA ESQUADROS

MACHINING OPERATIONS FOR BRACKETS

OPÉRATIONS D'USINAGE POUR EQUÉRRES



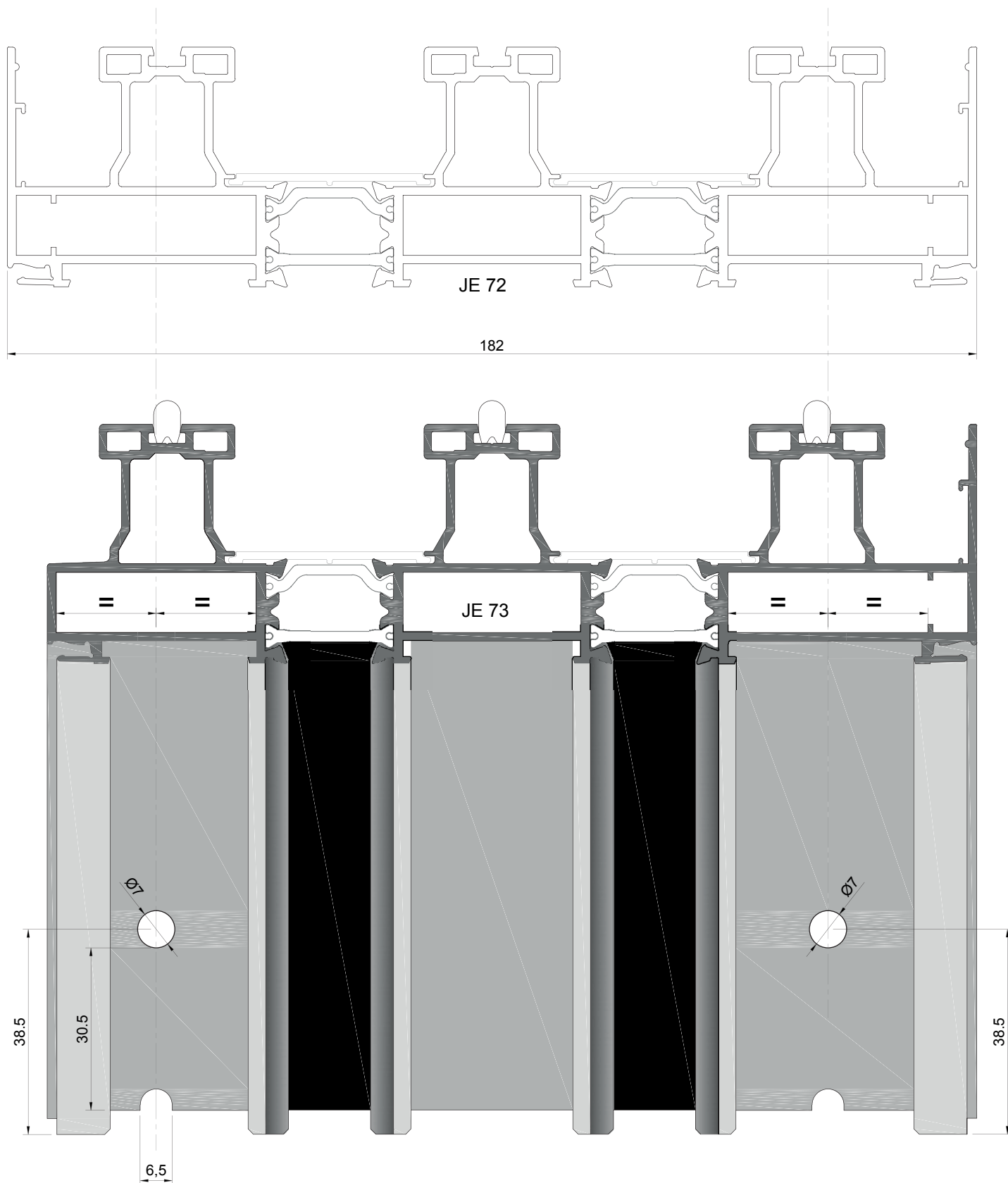
MAQUINAÇÃO DOS PERFIS

PROFILES MACHINING | USINAGE DES PROFILÉS

MAQUINAÇÕES PARA ESQUADROS

MACHINING OPERATIONS FOR BRACKETS

OPÉRATIONS D'USINAGE POUR EQUÉRRES



MAQUINAÇÃO DOS PERFIS

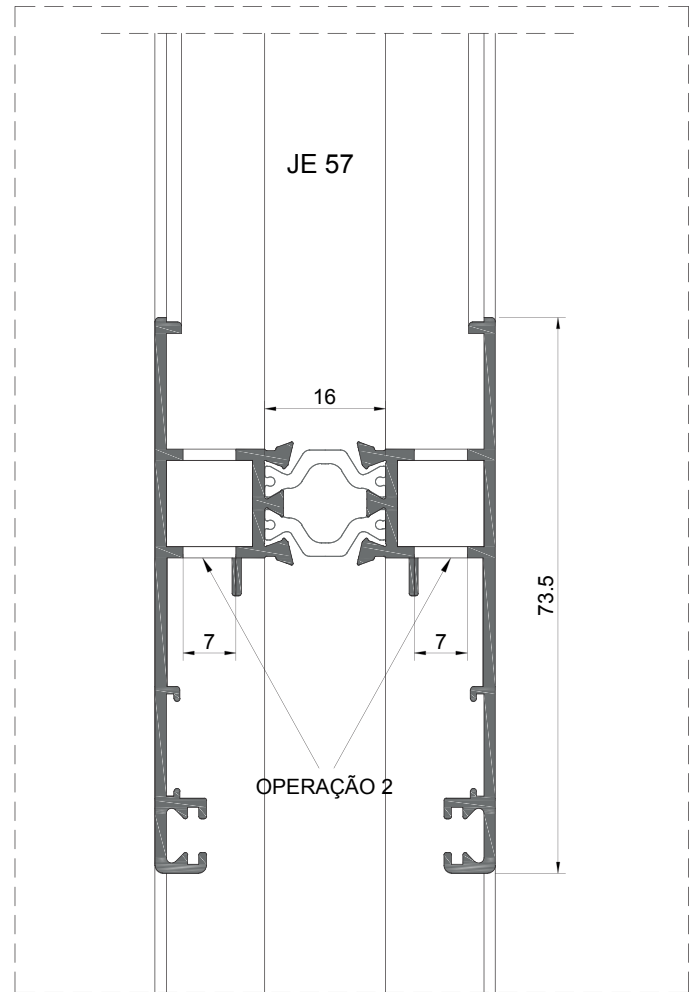
PROFILES MACHINING | USINAGE DES PROFILÉS

MAQUINAÇÕES PARA ESQUADROS

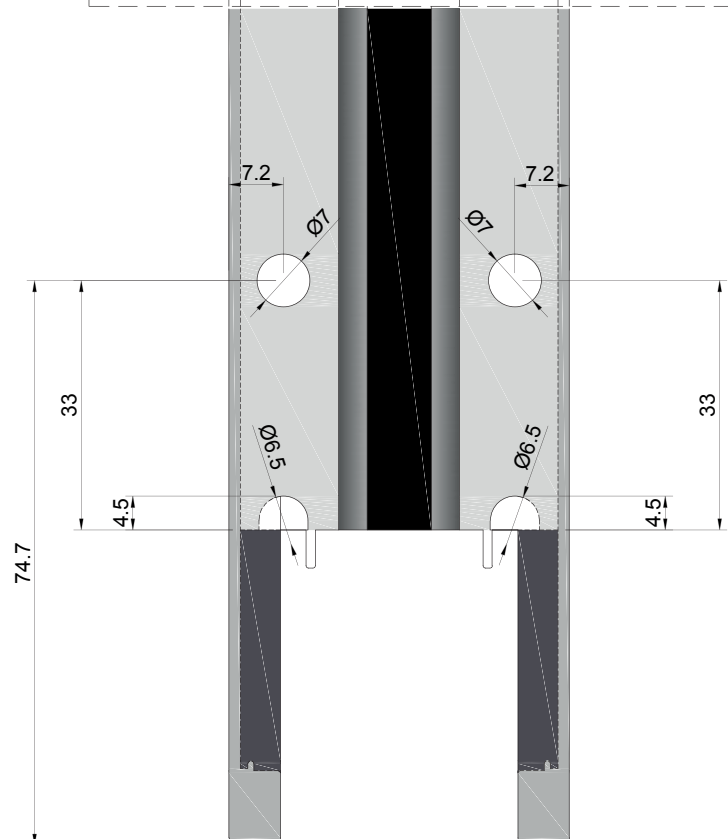
MACHINING OPERATIONS FOR BRACKETS

OPÉRATIONS D'USINAGE POUR EQUÉRRES

PERFIS JE 57, JE 17
PROFILES JE 57, JE 17
PROFILÉS JE 57, JE 17



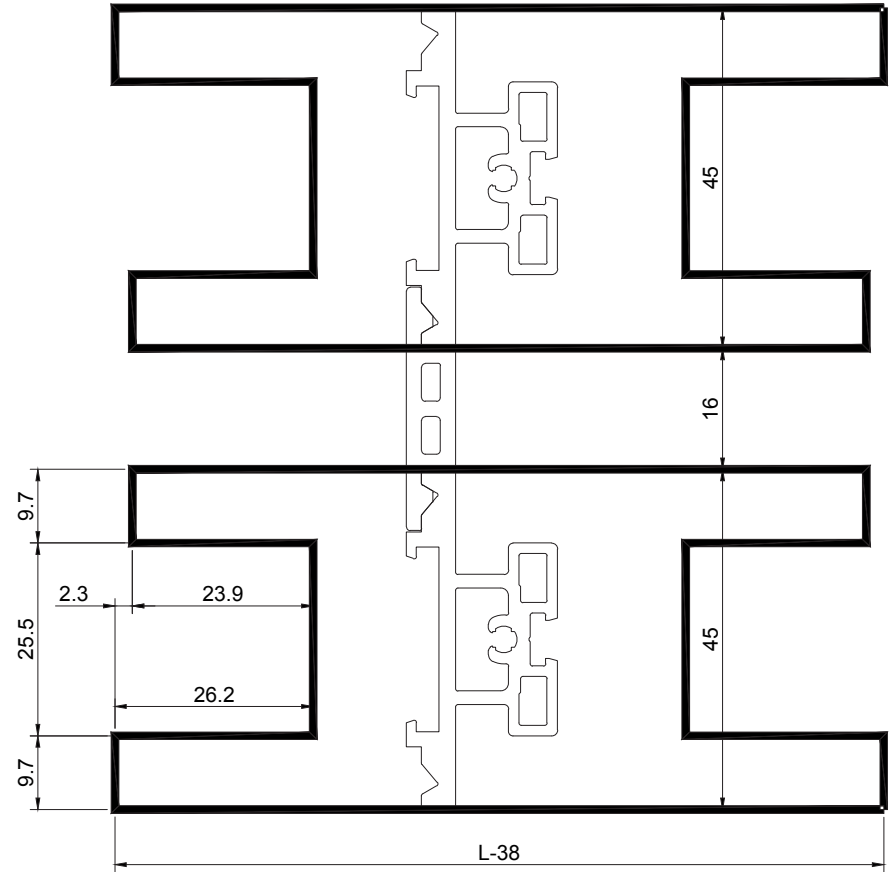
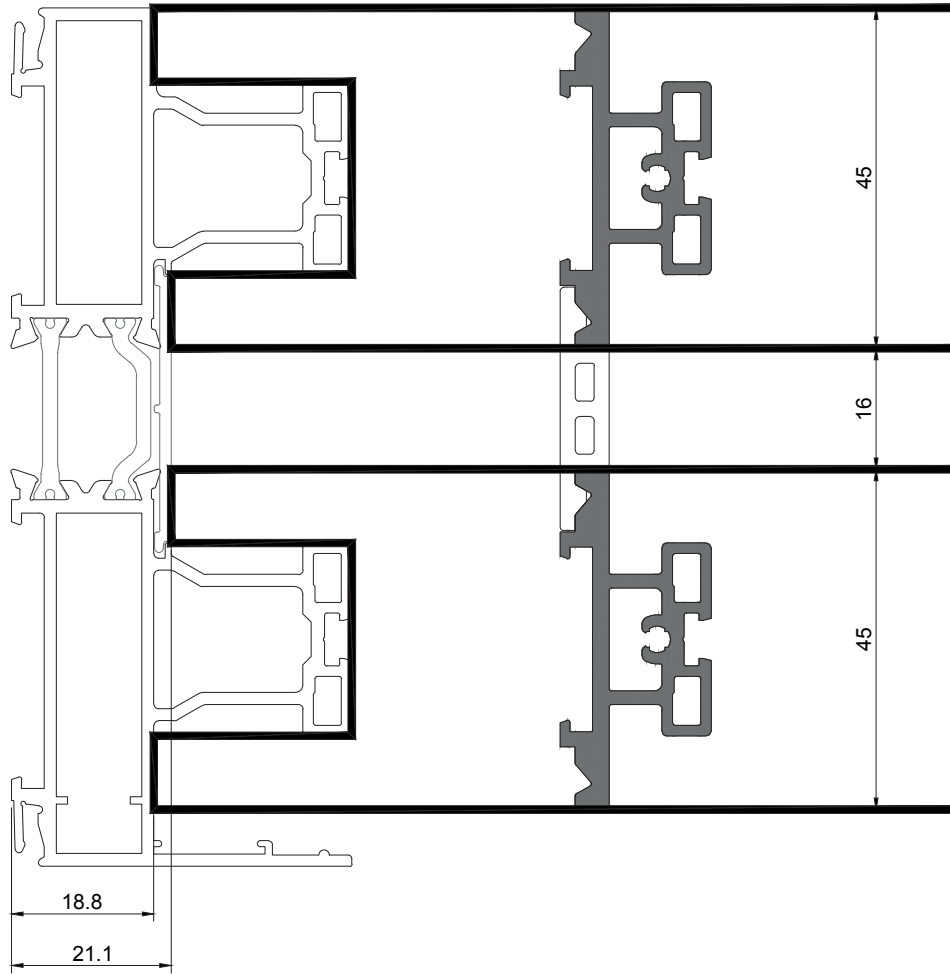
Furações para esquadros
Brackets drilling
Perçage pour l'équerres



MAQUINAÇÃO DOS PERFIS

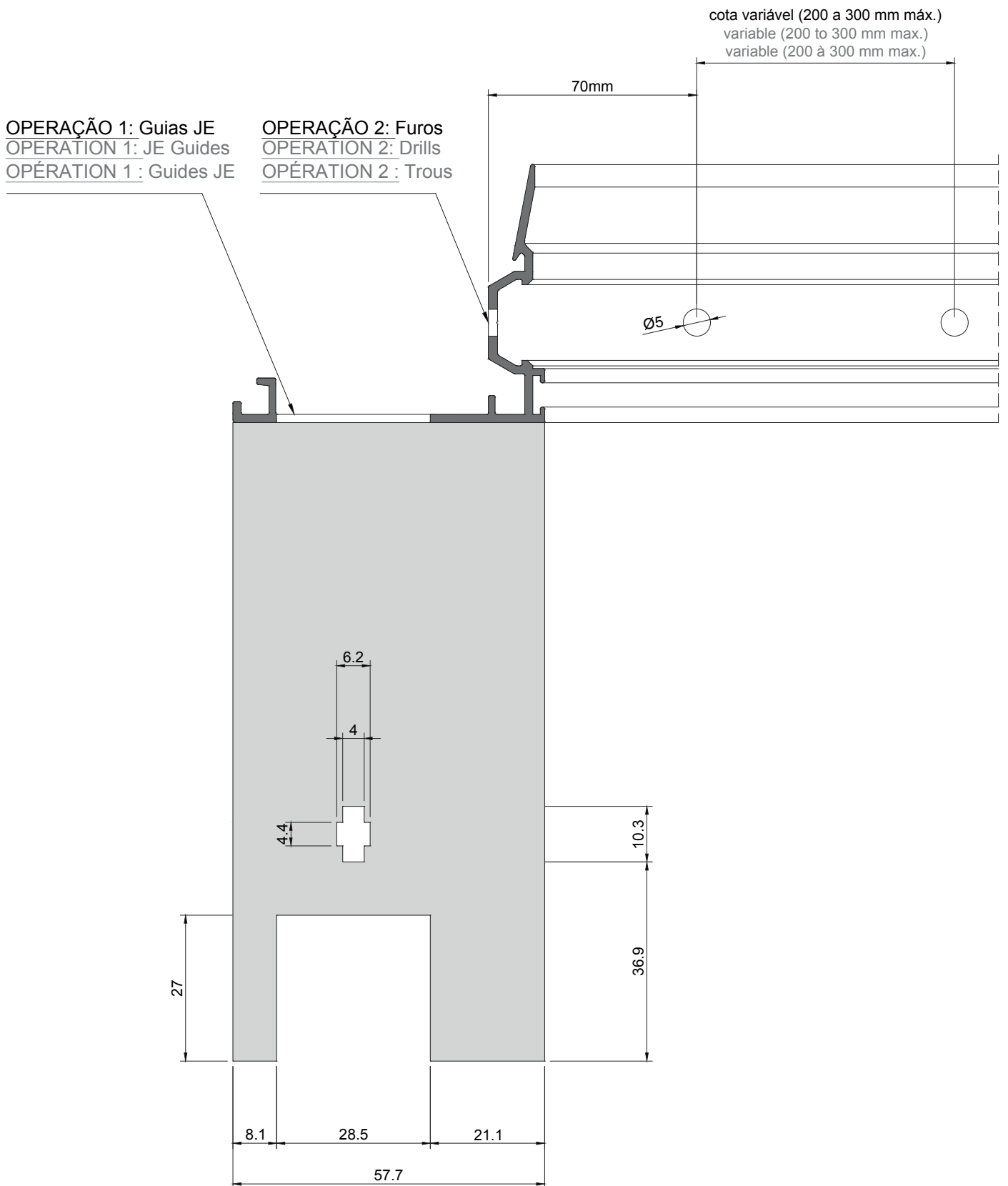
PROFILES MACHINING | USINAGE DES PROFILÉS

MAQUINAÇÃO PARA JE 42
 MACHINING FOR JE 42
 USINAGE POUR JE 42



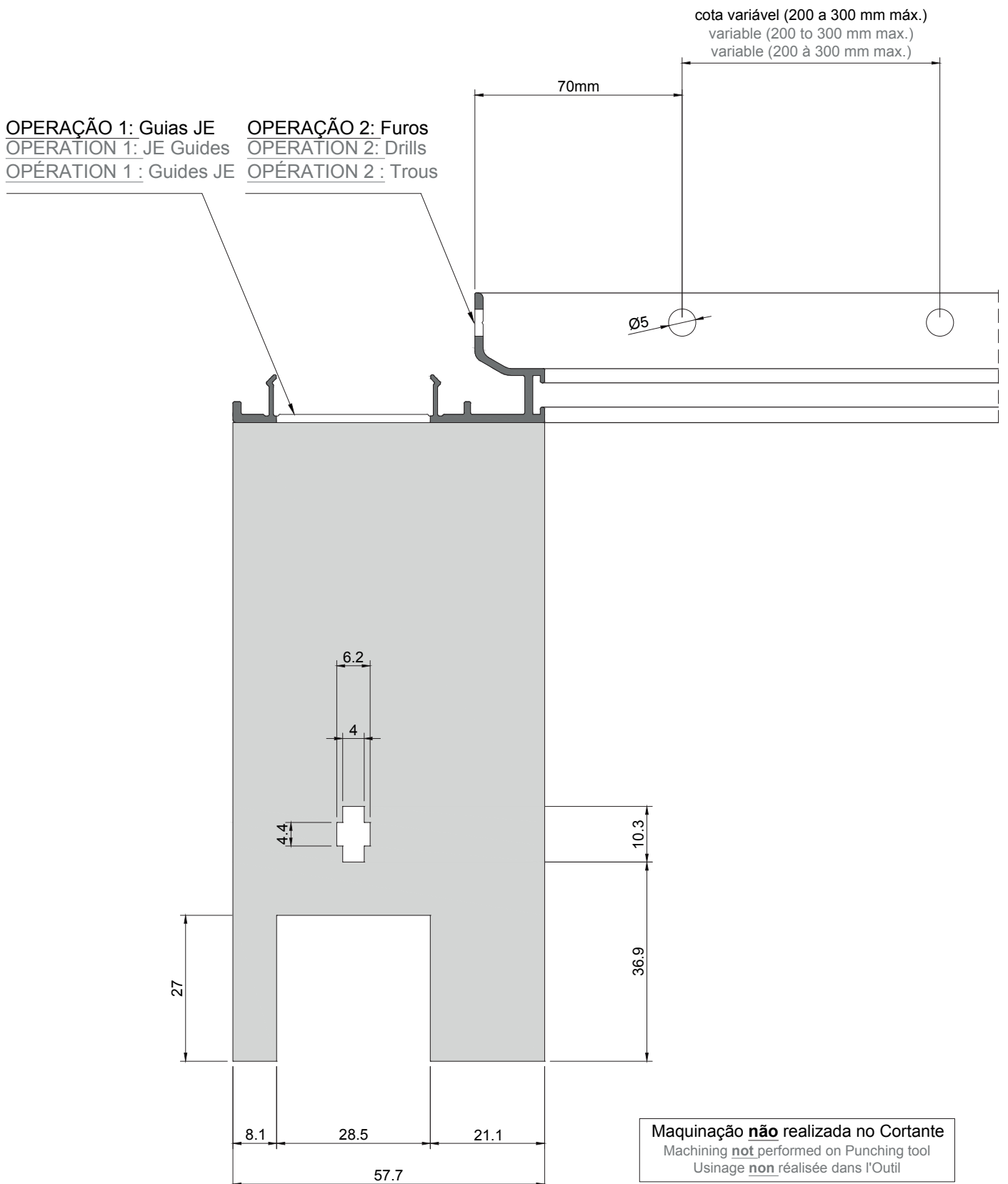
MAQUINAÇÃO DOS PERFIS
PROFILES MACHINING | USINAGE DES PROFILÉS

MAQUINAÇÃO PARA JE 14
MACHINING FOR JE 14
USINAGE POUR JE 14



MAQUINAÇÃO DOS PERFIS
PROFILES MACHINING | USINAGE DES PROFILÉS

MAQUINAÇÃO PARA JE 48
MACHINING FOR JE 48
USINAGE POUR JE 48



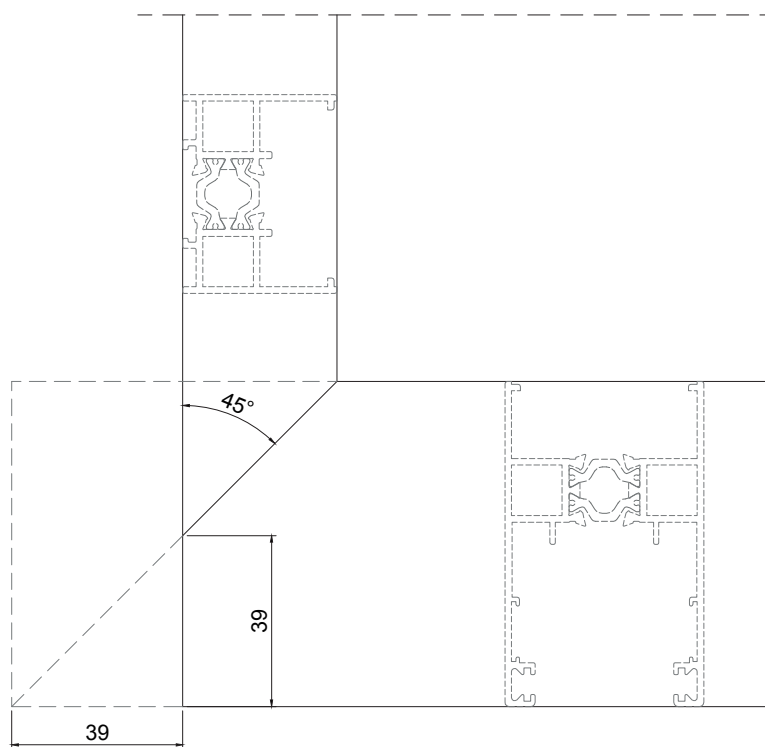
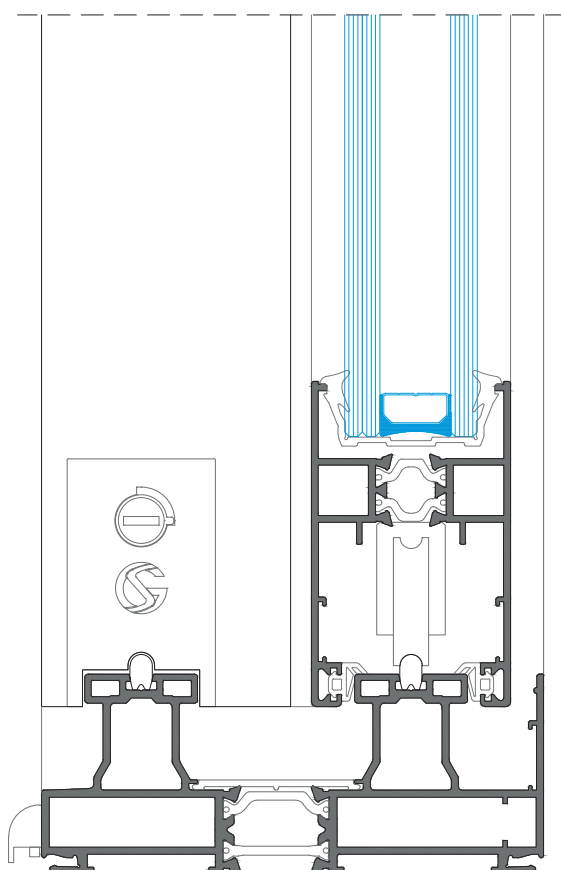
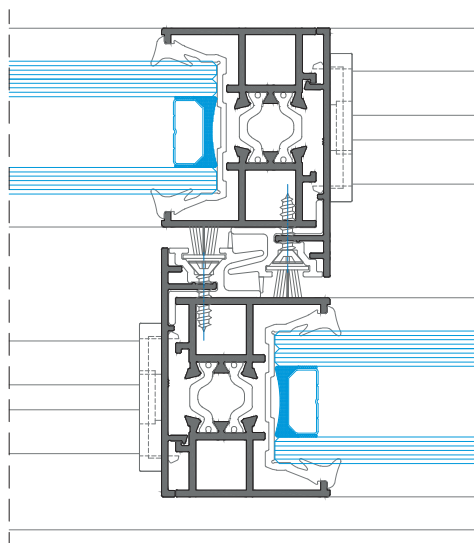
MAQUINAÇÃO DOS PERFIS

PROFILES MACHINING | USINAGE DES PROFILÉS

PORMENOR DE CORTE DOS PERFIS JE 58 E JE 59

CUT DETAIL FOR JE 58 AND JE 59 PROFILES

DÉTAIL DE COUPÉS DES PROFILÉS JE 58 ET JE 59



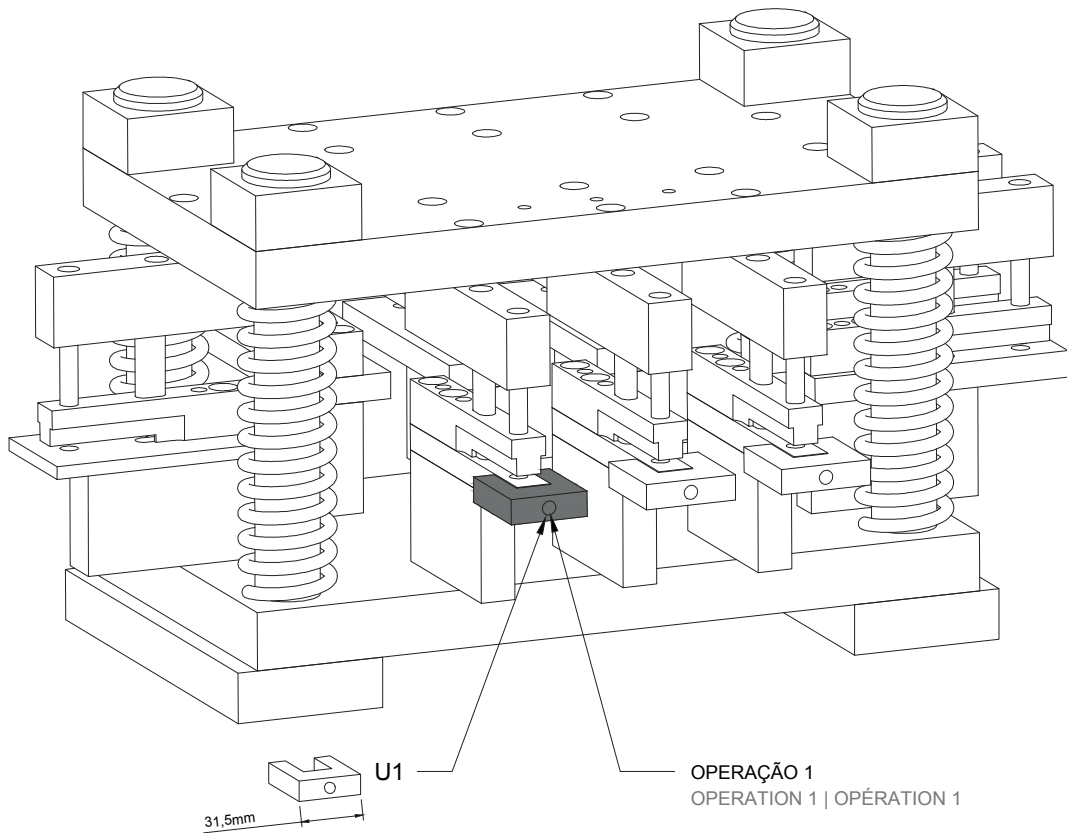
MAQUINAÇÃO DOS PERFIS

PROFILES MACHINING | USINAGE DES PROFILÉS

MAQUINAÇÕES NO CORTANTE "OS" (Cortante do Sistema OS) - PARA O PERFIL JE 47

MACHINING OPERATIONS ON THE "OS" PUNCHING TOOL (Tool from OS System) - FOR JE 47 PROFILE

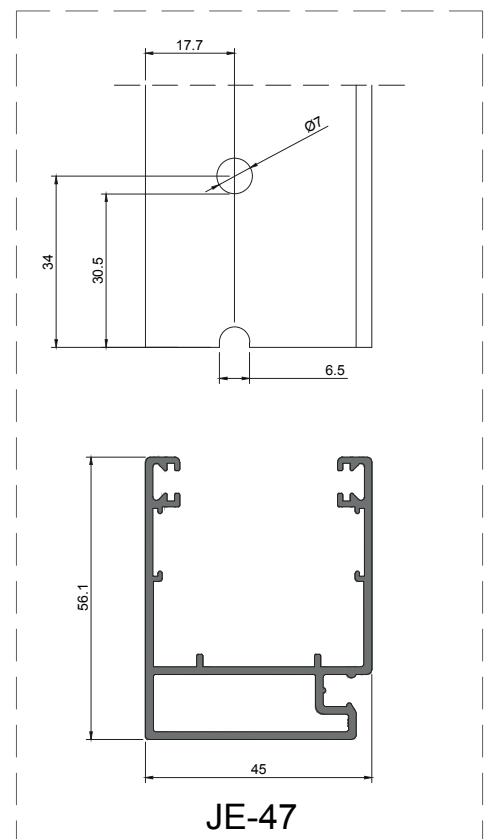
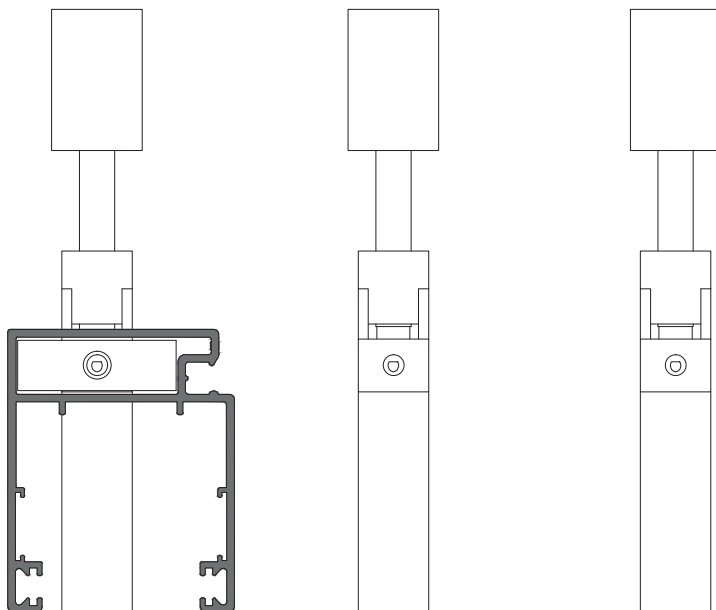
OPÉRATIONS D'USINAGE POUR POINÇON "OS" (Poinçon du Système OS) - POUR PROFILÉ JE 47



OPERAÇÃO 1: MAQUINAÇÃO PARA ESQUADRO - Usar a refª. "U1"

OPERATION 1: BRACKET MACHINING - Use ref "U1"

OPÉRATION 1 : USINAGE POUR EQUÉRRE - Utiliser ref "U1"



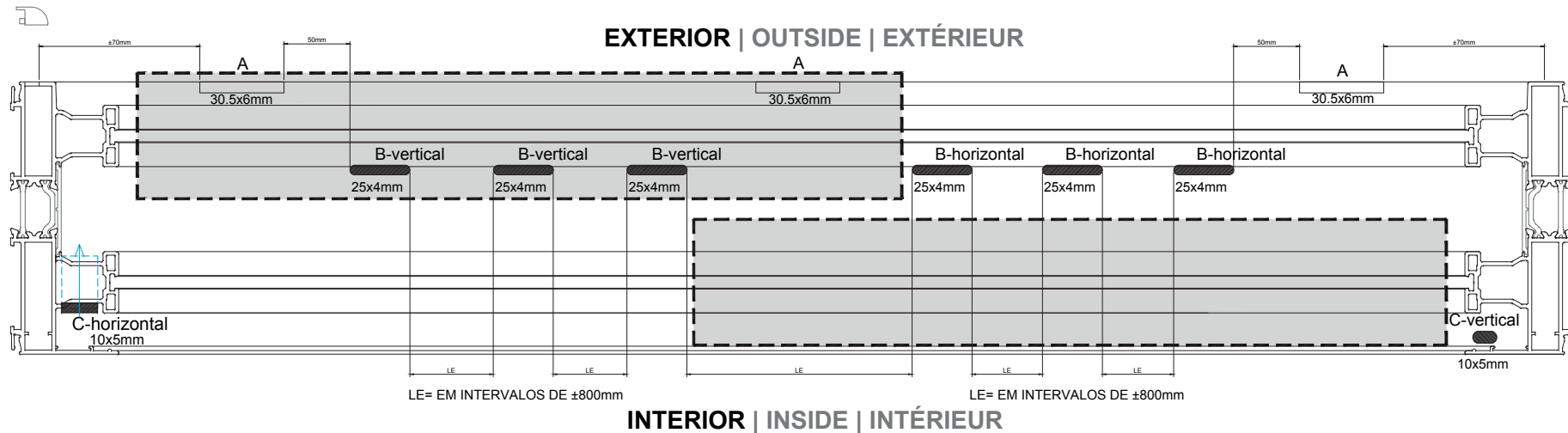
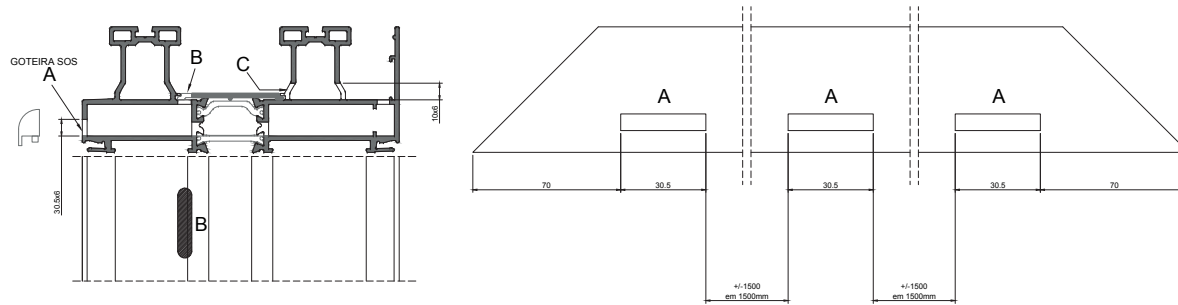
DRENAGENS
DRAINAGE
DRAINAGE

DRENAGEM E VENTILAÇÃO - Aros fixos
DRAINAGE AND VENTILATION - Fixed frames
DRAINAGE ET VENTILATION - Cadres ouvrants

DRENAGEM E VENTILAÇÃO - Aros móveis
DRAINAGE AND VENTILATION - Mobile frames
DRAINAGE ET VENTILATION - Cadres dormant

PORMENOR DE APLICAÇÃO DA GOTEIRA COM VÁLVULA BOLA
APPLICATION DETAIL OF THE BALL VALVE DRIP
DÉTAIL DE L'APPLICATION DE LES CLAPETS À BILLE

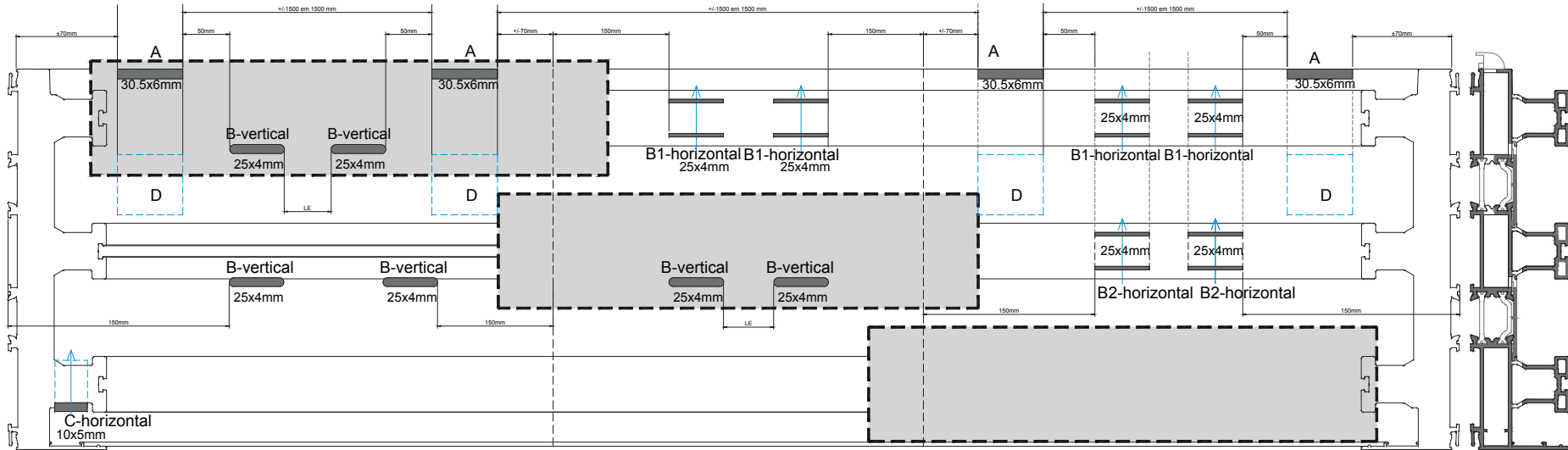
DRENAGEM E VENTILAÇÃO - Aros fixos
DRAINAGE AND VENTILATION - Fixed frames
DRAINAGE ET VENTILATION - Cadres ouvrants



RASGOS PARA DRENAGEM DRAINAGE HOLES FENTE DE DRAINAGE		
A	B	C
30.5mmx6mm	25mmx4mm	10mmx5mm

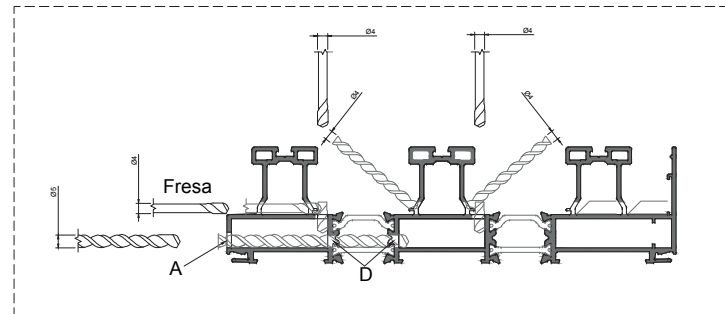
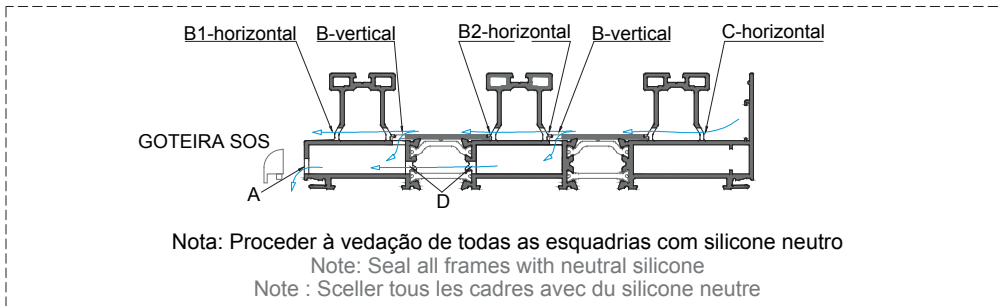
DRENAGEM E VENTILAÇÃO - Aros fixos
DRAINAGE AND VENTILATION - Fixed frames
POUR DRAINAGE ET VENTILATION - Cadres ouvrants

EXTERIOR | OUTSIDE | EXTÉRIEUR



LE= EM INTERVALOS DE ±800mm

INTERIOR | INSIDE | INTÉRIEUR



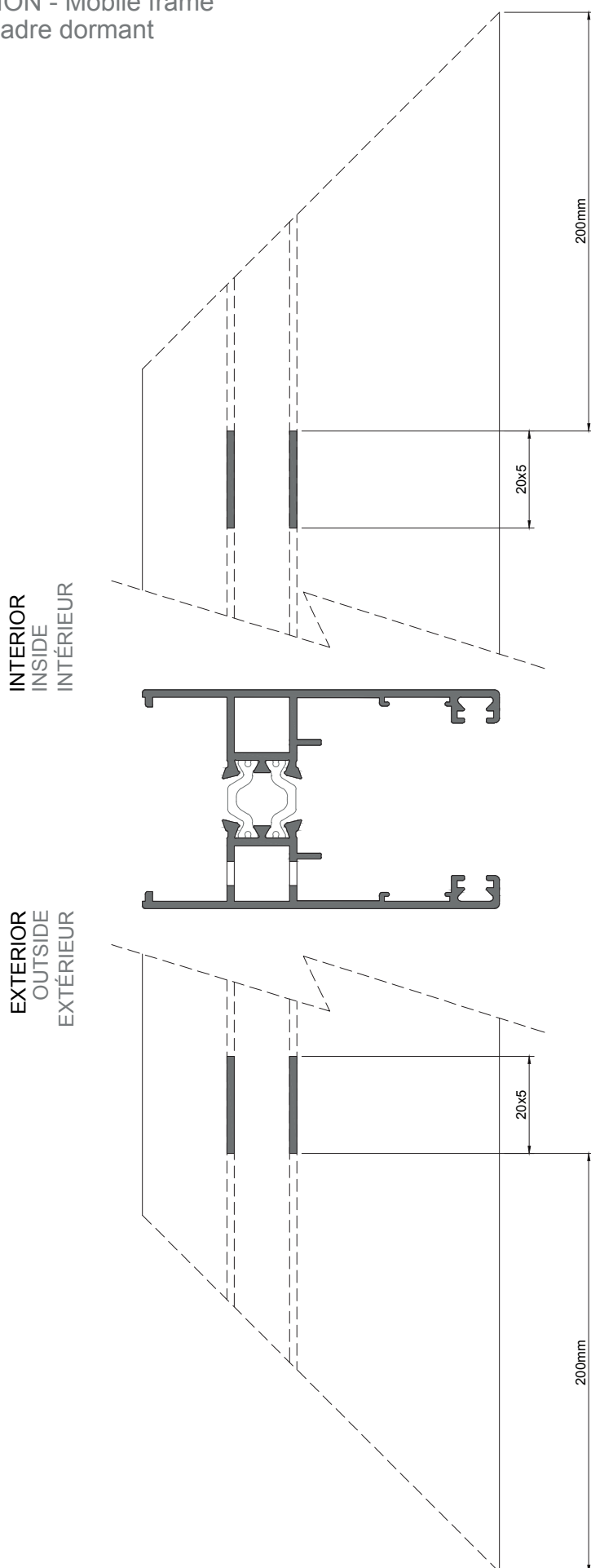
FURAÇÃO | DRILL | PERÇAGE:

A: Rasgos realizados pelo cortante JE* | Holes made by JE punching tool | Fentes réalisées par le poinçon JE
B-Vertical: Rasgo realizado com fresa 4mm | Hole made by 4mm milling machine | Fentes réalisées par le machine de fraisage 4mm
B1-Horizontal: Rasgo realizado com fresa 4mm | Hole made by 4mm milling machine | Fentes réalisées par le machine de fraisage 4mm
B2-Horizontal: 4 furos paralelos de broca 4mm | 4 parallel holes with 4mm drill bit | 4 trous parallèles avec une perceuse de 4 mm
C-Horizontal: Rasgo realizado com cortante JE | Holes made by JE punching tool | Fentes réalisées par le poinçon JE
D: Rasgo realizado através dos rasgos A, 4 furos de broca 5mm | Hole made through A holes, 4 holes of 5mm drill bit | Trou fait à travers les trous A, 4 trous de perceuse de 5mm

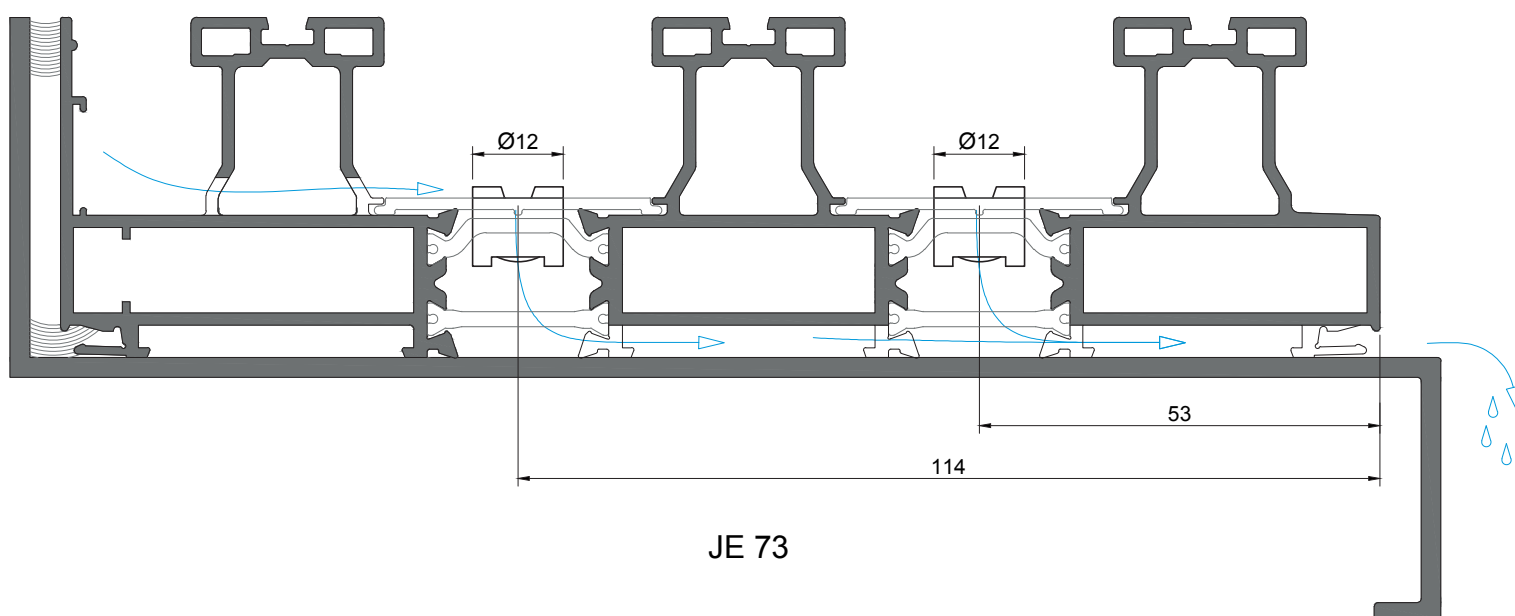
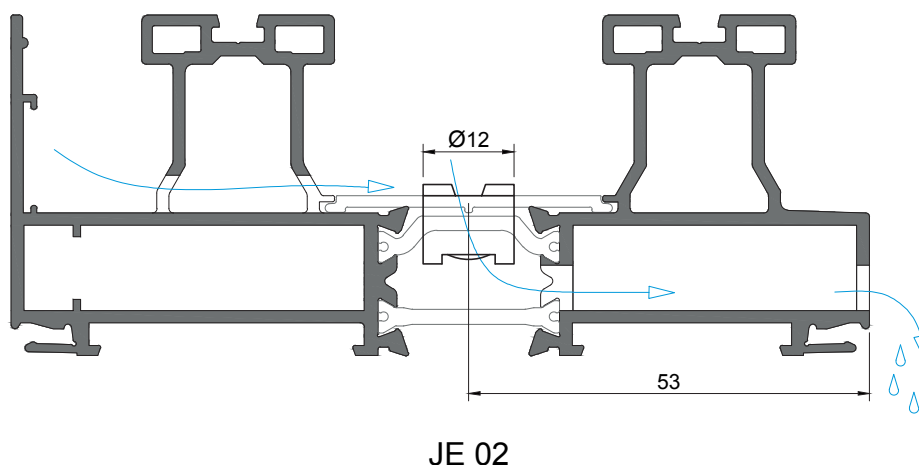
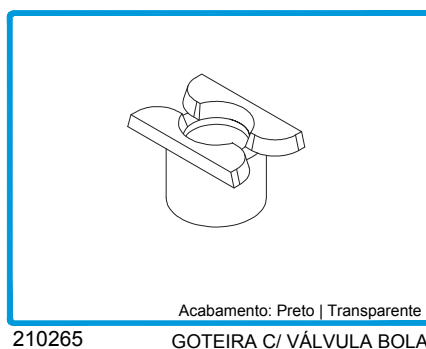
RASGOS PARA DRENAGEM					
DRAINAGE HOLES FENTE DE DRAINAGE					
A	B-vertical	B1-horizontal	B2-horizontal	C-horizontal	D
30.5mmx6mm Cortante JE *	25mmx4mm Fresa Ø4	25mmx4mm Fresa Ø4	4 furos paralelos Broca Ø4mm	10mmx5mm Cortante JE	4 furos paralelos broca Ø5mm

* O cortante apenas realiza os rasgos das extremidades, os restantes serão realizados à fresa
 The punching tool only makes the holes in the ends, the rest will be made with the milling machine
 Le poinçon ne fait que les fentes des extrémités, le reste sera fait au machine de fraisage

PARA DRENAGEM E VENTILAÇÃO - Aro móvel
FOR DRAINAGE AND VENTILATION - Mobile frame
DRAINAGE ET VENTILATION - Cadre dormant



PORMENOR DE APLICAÇÃO DA GOTEIRA COM VÁLVULA BOLA
APPLICATION DETAIL OF THE BALL VALVE DRIP
DÉTAIL DE L'APPLICATION DE LES CLAPETS À BILLE



MONTAGEM DOS PERFIS
PROFILES ASSEMBLY
ASSEMBLAGE DES PROFILÉS

MONTAGEM DOS ESQUADROS - AROS FIXOS
BLOCKING BRACKETS ASSEMBLY - FIXED FRAMES
ASSEMBLAGE DES ÉQUERRES - CADRES DORMANTS

MONTAGEM DOS ESQUADROS - AROS MÓVEIS
BLOCKING BRACKETS ASSEMBLY - MOBILE FRAMES
ASSEMBLAGE DES ÉQUERRES - CADRES OUVRANTS

MONTAGEM DOS AROS FIXOS E MÓVEIS
FIXED AND MOBILE FRAMES ASSEMBLY
ASSEMBLAGE DES CADRES DORMANTS ET OUVRANTS

MONTAGEM DO PERFIL PVC JE 98 EM BICOLORS
JE 98 PVC PROFILE ASSEMBLY IN BICOLOUR
ASSEMBLAGE DU PROFILÉ PVC JE 98 EN BICOULEUR

MONTAGEM DO PERFIL JE 42 E RT-010
JE 42 PROFILE AND RT-010 ASSEMBLY
ASSEMBLAGE DU PROFILÉ JE 42 ET RT-010

MONTAGEM DO PERFIL JE 30
JE 30 PROFILE ASSEMBLY
ASSEMBLAGE DU PROFILÉ JE 30

MONTAGEM DO PERFIL DE REFORÇO/PUXADOR JE 25 + TAMPA JE 26
REINFORCEMENT PROFILE/ HANDLE JE 25 + COVER JE 26 ASSEMBLY
ASSEMBLAGE PROFILÉ DE RENFORCEMENT/POIGNÉE JE 25 + COUVERTURE JE 26

MONTAGEM DO PERFIL DE REFORÇO/PUXADOR JE 35 + TAMPA OS 30
REINFORCEMENT PROFILE/ HANDLE JE 35 + COVER OS 30 ASSEMBLY
ASSEMBLAGE PROFILÉ DE RENFORCEMENT/POIGNÉE JE 35 + COUVERTURE OS 30

PORMENOR DE MONTAGEM - Com perfis JE 58 + JE 15
ASSEMBLY DETAIL - With JE 58 + JE 15 profiles
DÉTAIL D'ASSEMBLAGE - Avec profilés JE 58 + JE 15

PORMENOR DE MONTAGEM - Com perfis JE 59 + JE 95 + JE 15
ASSEMBLY DETAIL - With JE 59 + JE 95 + JE 15 profiles
DÉTAIL D'ASSEMBLAGE - Avec profilés JE 59 + JE 95 + JE 15

RECOMENDAÇÃO PARA A APLICAÇÃO DO VIDRO
RECOMMENDATION FOR THE APPLICATION OF GLASS
RECOMMANDATION POUR L'APPLICATION DU VERRE

APLICAÇÃO ARO FIXO PARA *RENOVATIO*
RENOVATIO FIXED FRAME APPLICATION
APPLICATION DU CADRE DORMANT *RENOVATIO*

MONTAGEM DOS PERFIS

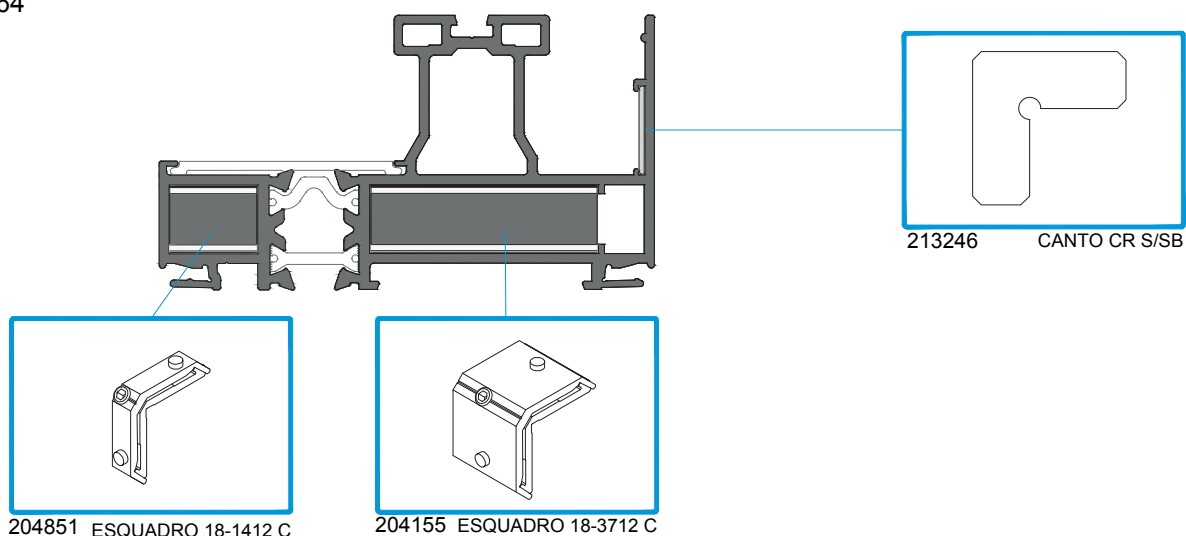
PROFILES ASSEMBLY | ASSEMBLAGE DES PROFILÉS

MONTAGEM DOS ESQUADROS - Aros fixos

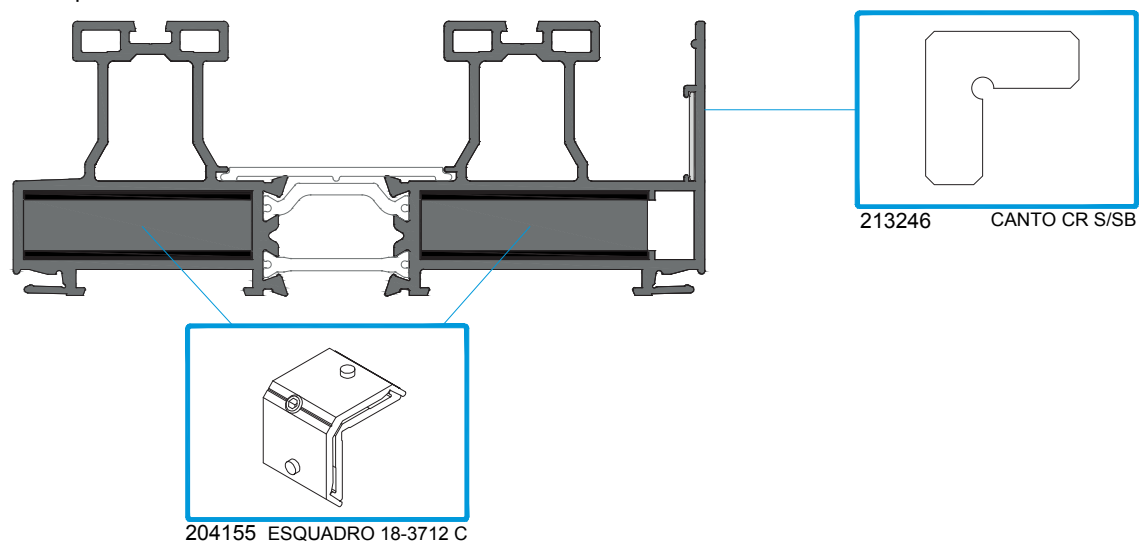
BLOCKING BRACKETS ASSEMBLY - Fixed frames

ASSEMBLAGE DES EQUÉRRES - Cadres dormants

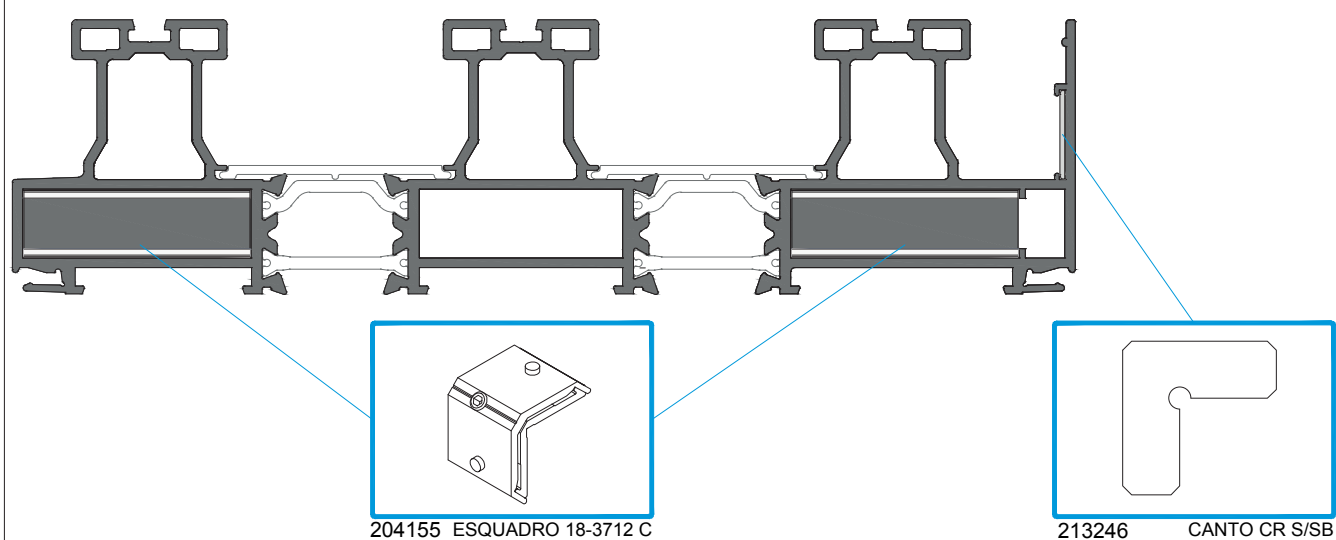
JE 64



JE 01 | JE 02 | JE 05



JE 72 | JE 73



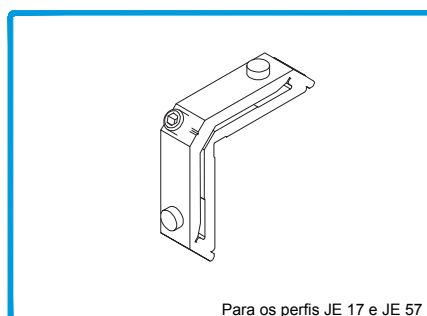
MONTAGEM DOS PERFIS

PROFILES ASSEMBLY | ASSEMBLAGE DES PROFILÉS

MONTAGEM DOS ESQUADROS - Aros móveis

BLOCKING BRACKETS ASSEMBLY - Mobile frames

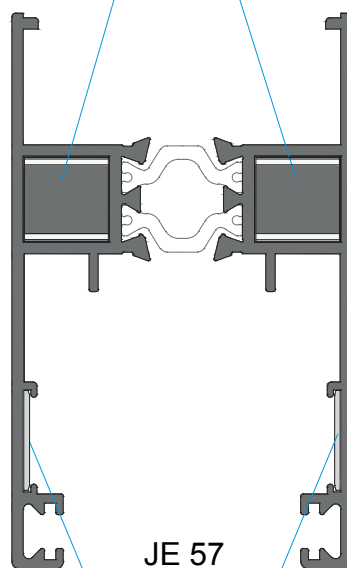
ASSEMBLAGE DES EQUÉRRES - Cadres ouvrants



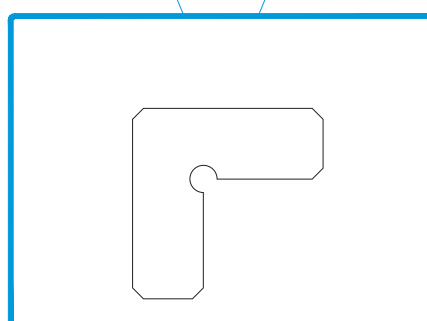
Para os perfis JE 17 e JE 57

204901

ESQUADRO 18-1112-C



JE 57
e | and | et
JE 17



213246

CANTO CR S/SB

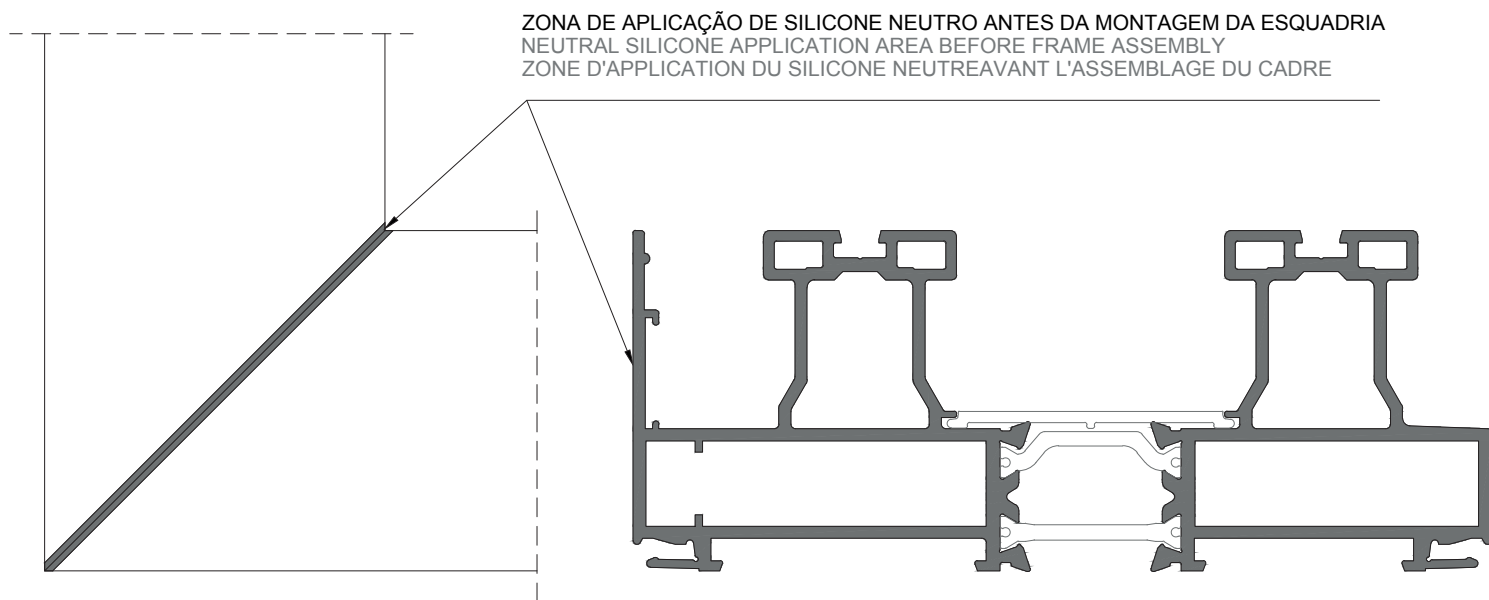
MONTAGEM DOS PERFIS

PROFILES ASSEMBLY | ASSEMBLAGE DES PROFILÉS

MONTAGEM DOS AROS FIXOS E MÓVEIS

FIXED AND MOBILE FRAMES ASSEMBLY

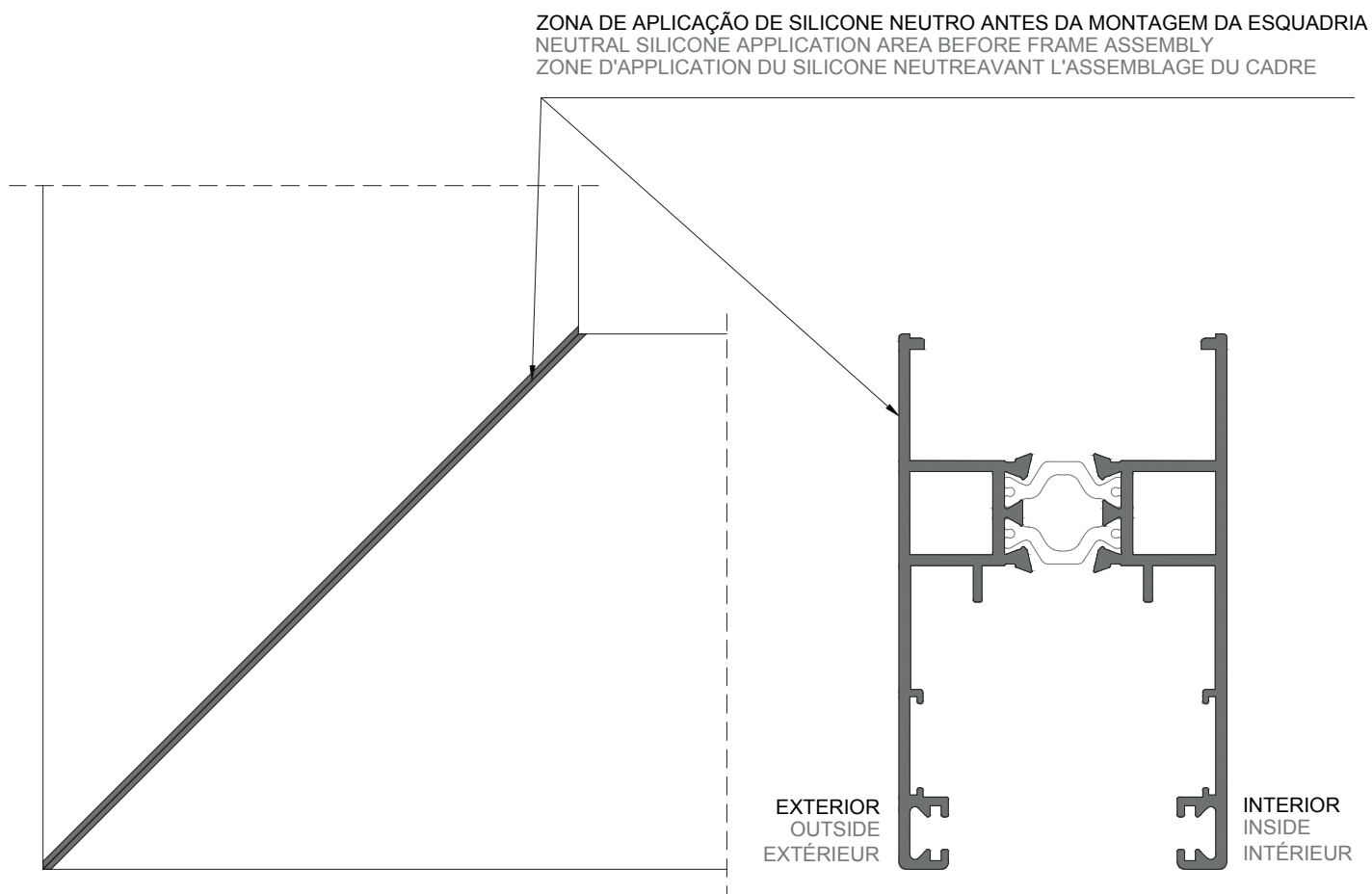
ASSEMBLAGE DES CADRES DORMANTS ET OUVRANTS



MONTAGEM DOS ARO MÓVEL

MOBILE FRAMES ASSEMBLY

ASSEMBLAGE DU CADRE OUVRANT



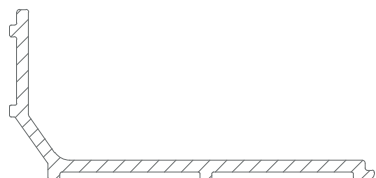
MONTAGEM DOS PERFIS

PROFILES ASSEMBLY | ASSEMBLAGE DES PROFILÉS

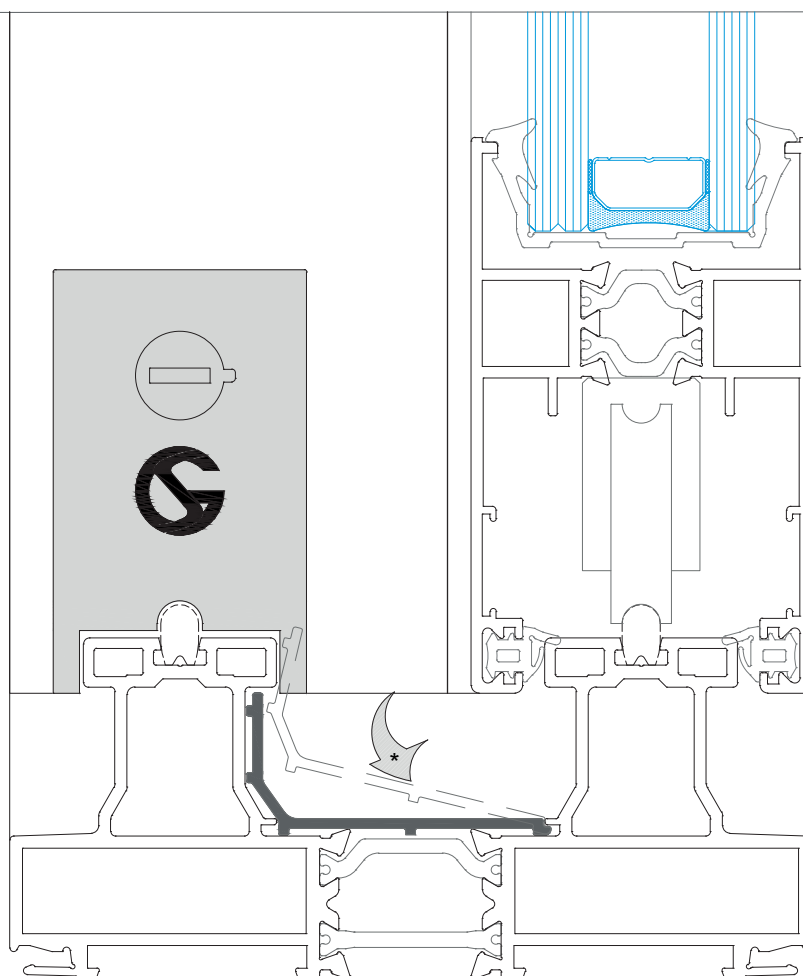

MONTAGEM DO PERFIL PVC JE 98 EM BICOLORES

JE 98 PVC PROFILE ASSEMBLY IN BICOLOUR

ASSEMBLAGE DU PROFILÉ PVC JE 98 EN BICOULEUR



JE 98
Perfil em PVC
PVC profile
Perfilé en PVC



- * O perfil PVC irá clipar no perfil no sentido indicado, ficando a área colorida completamente oculta.
- * The PVC profile will clip onto the profile in the direction indicated, leaving the colored area completely hidden.
- * Le profilé PVC se clipera sur le profilé dans le sens indiqué, laissant la zone colorée complètement masquée.

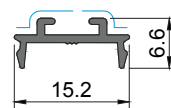
MONTAGEM DOS PERFIS

PROFILES ASSEMBLY | ASSEMBLAGE DES PROFILÉS

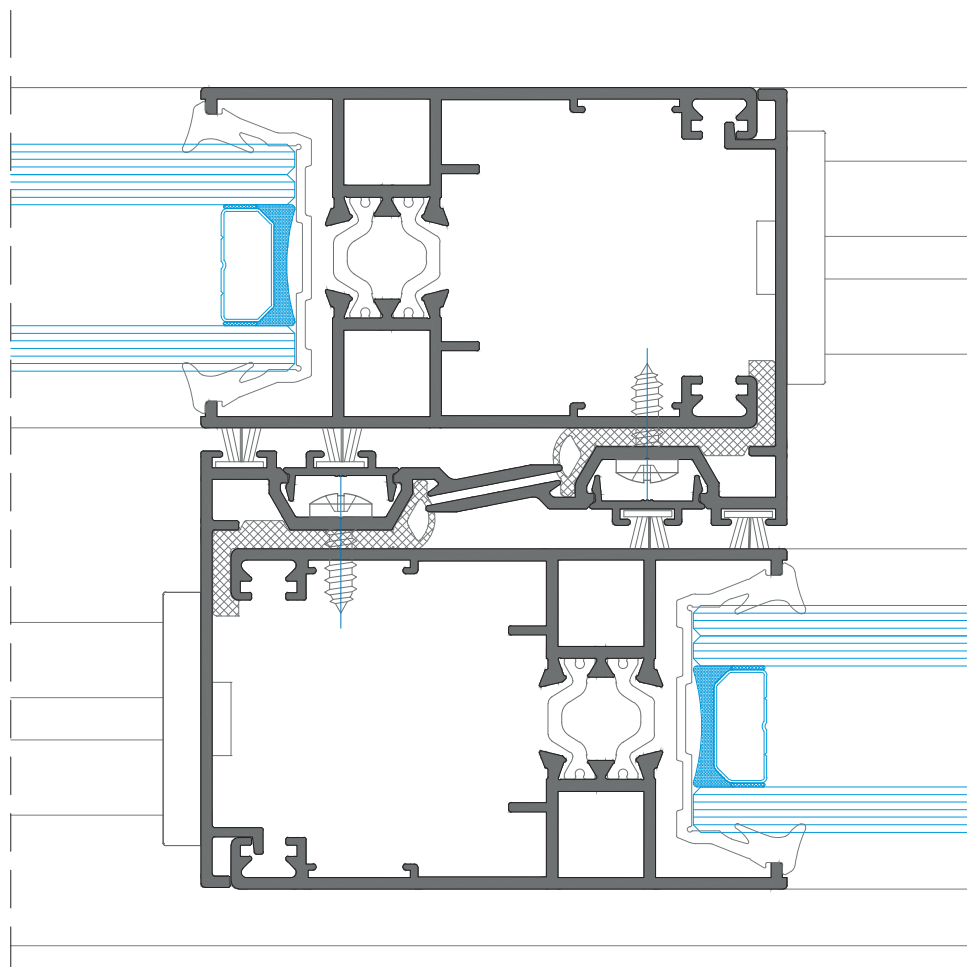
MONTAGEM DO PERFIL JE 30

JE 30 PROFILE ASSEMBLY

ASSEMBLAGE DU PROFILÉ JE 30



JE 30



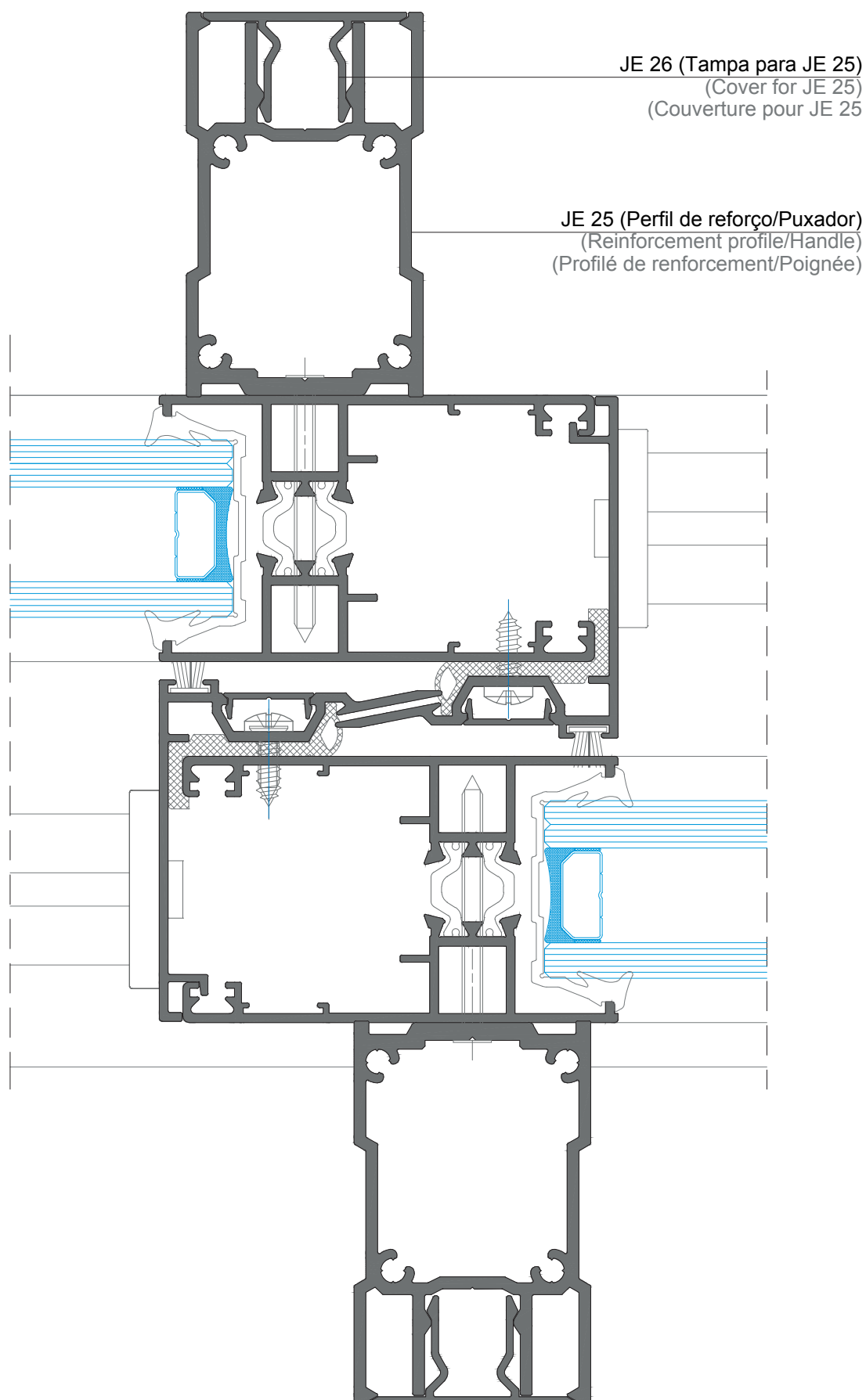
MONTAGEM DOS PERFIS

PROFILES ASSEMBLY | ASSEMBLAGE DES PROFILÉS

MONTAGEM DO PERFIL DE REFORÇO/PUXADOR JE 25 + TAMPA JE 26

REINFORCEMENT PROFILE/ HANDLE JE 25 + COVER JE 26 ASSEMBLY

ASSEMBLAGE PROFILÉ DE RENFORCEMENT/POIGNÉE JE 25 + COUVERTURE JE 26



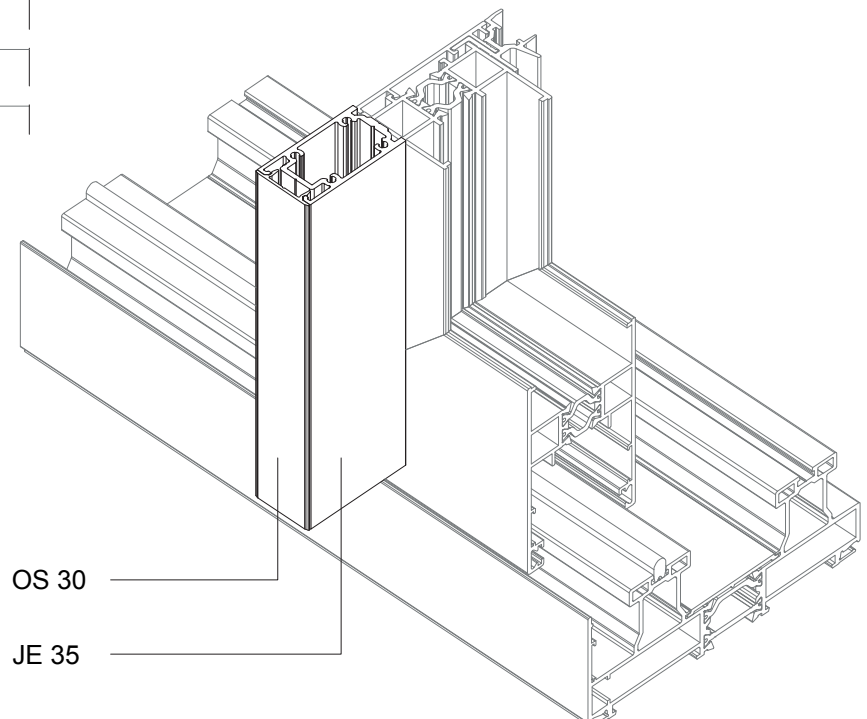
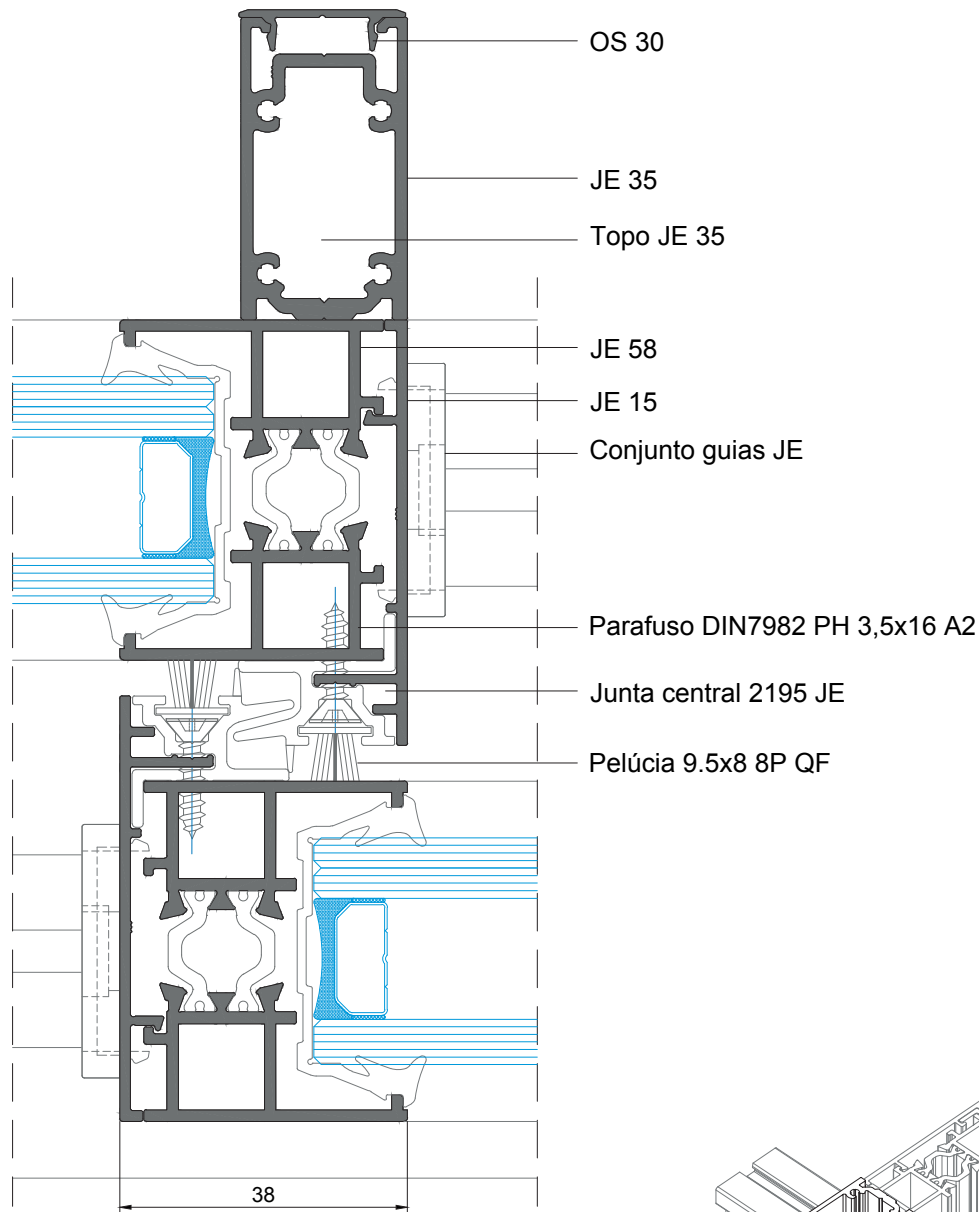
MONTAGEM DOS PERFIS

PROFILES ASSEMBLY | ASSEMBLAGE DES PROFILÉS

MONTAGEM DO PERFIL DE REFORÇO/PUXADOR JE 35 + TAMPA OS 30

REINFORCEMENT PROFILE/ HANDLE JE 35 + COVER OS 30 ASSEMBLY

ASSEMBLAGE PROFILÉ DE RENFORCEMENT/POIGNÉE JE 35 + COUVERTURE OS 30



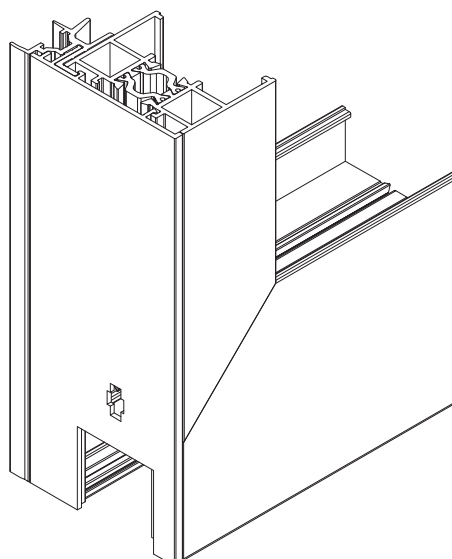
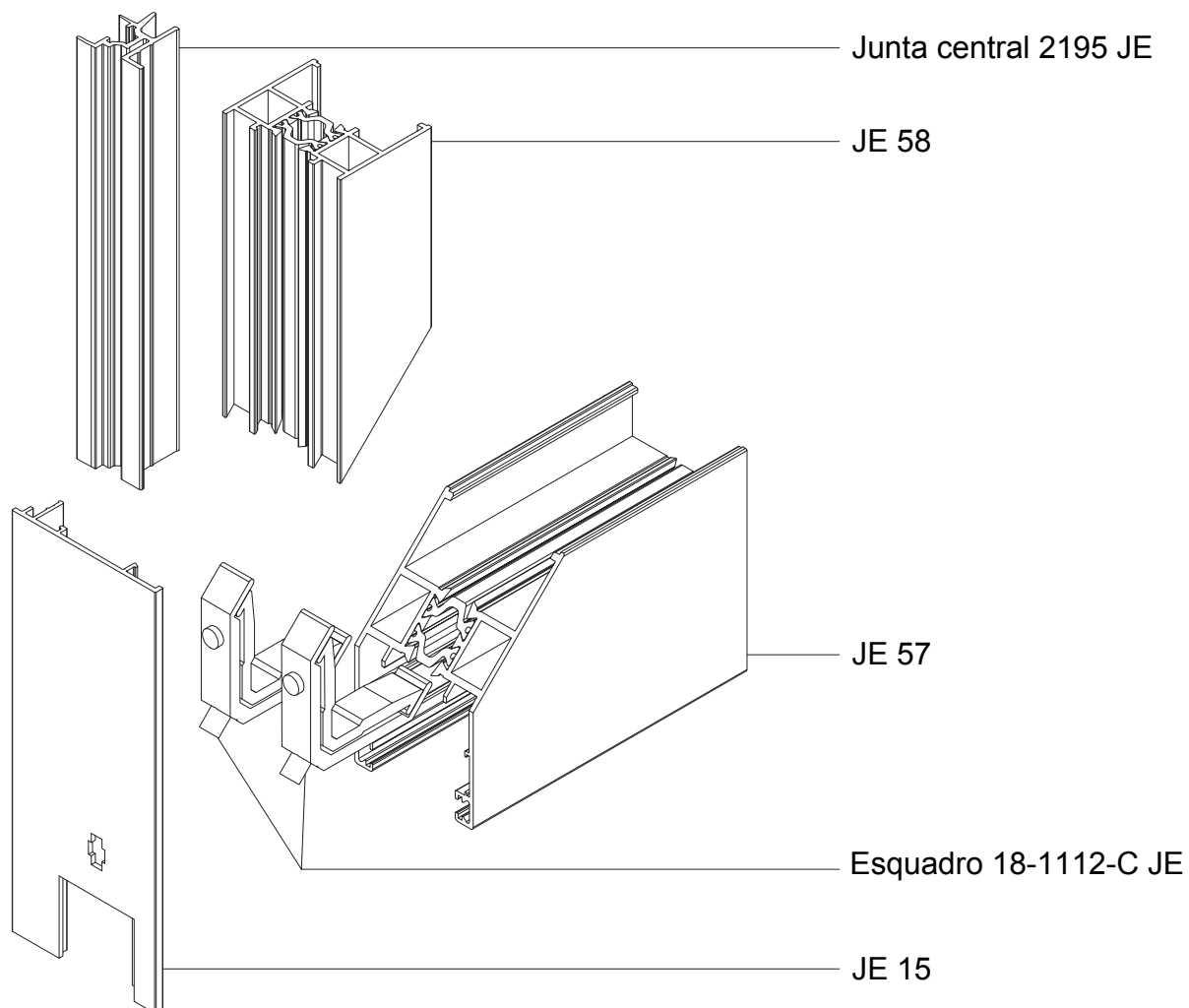
MONTAGEM DOS PERFIS

PROFILES ASSEMBLY | ASSEMBLAGE DES PROFILÉS

PORMENOR DE MONTAGEM - Com perfis JE 58 + JE 15

ASSEMBLY DETAIL - With JE 58 + JE 15 profiles

DÉTAIL D'ASSEMBLAGE - Avec profilés JE 58 + JE 15



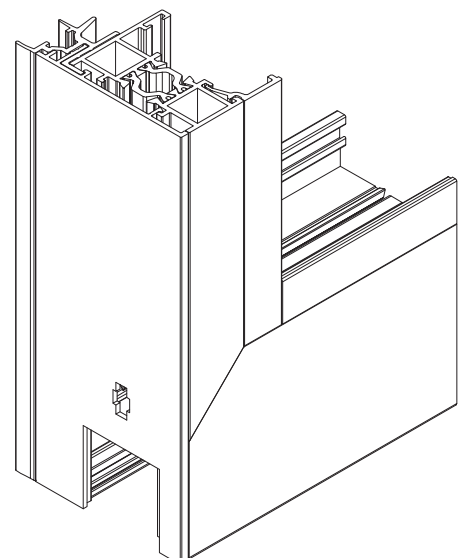
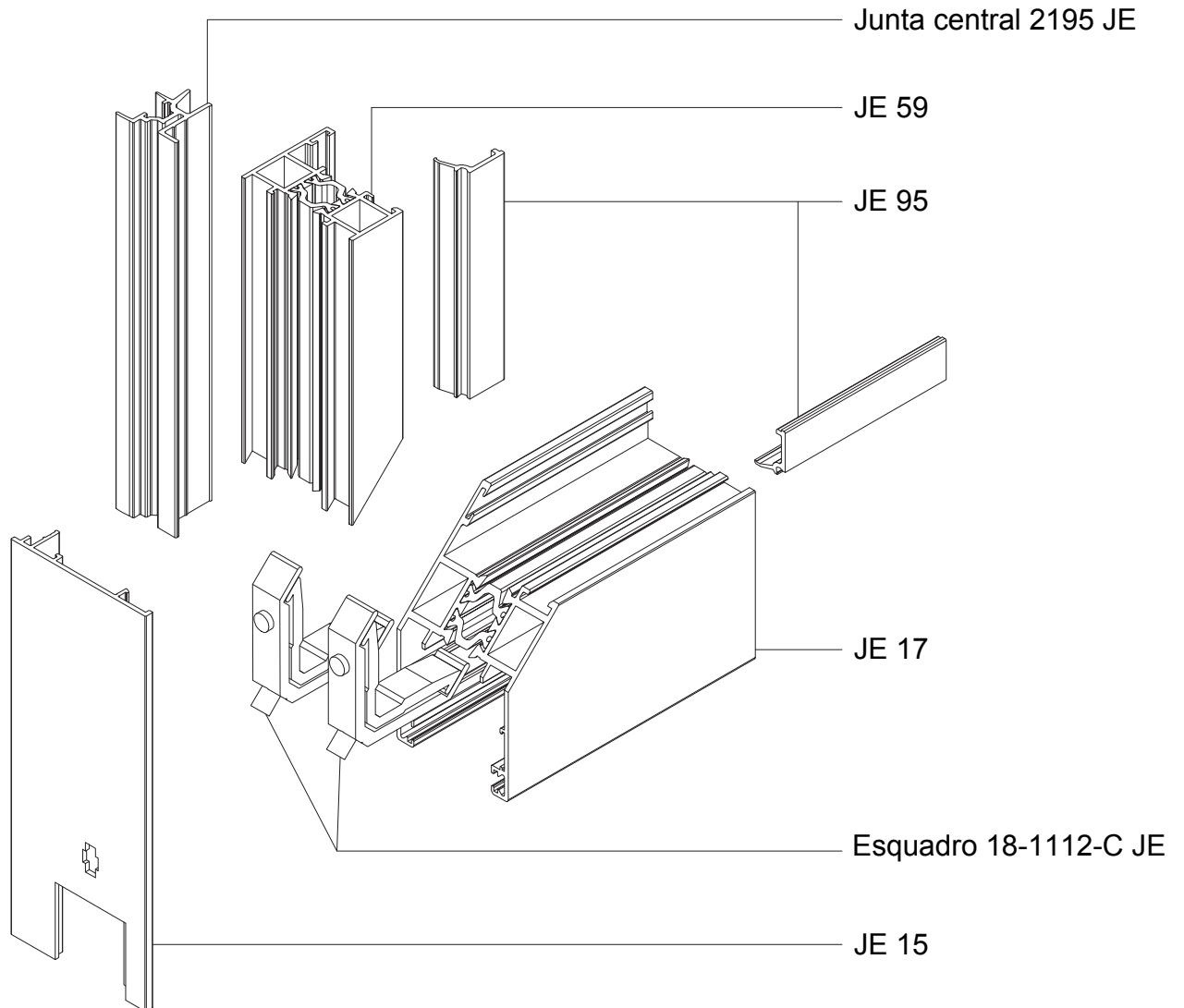
MONTAGEM DOS PERFIS

PROFILES ASSEMBLY | ASSEMBLAGE DES PROFILÉS

PORMENOR DE MONTAGEM - Com perfis JE 59 + JE 95 + JE 15

ASSEMBLY DETAIL - With JE 59 + JE 95 + JE 15 profiles

DÉTAIL D'ASSEMBLAGE - Avec profilés JE 59 + JE 95 + JE 15



MONTAGEM DOS PERFIS

PROFILES ASSEMBLY | ASSEMBLAGE DES PROFILÉS

RECOMENDAÇÃO PARA A APLICAÇÃO DO VIDRO
RECOMMENDATION FOR THE APPLICATION OF GLASS
RECOMMANDATION POUR L'APPLICATION DU VERRE

IMPORTANTE | IMPORTANT | IMPORTANT:

Recomenda-se a colagem do vidro com silicone estrutural para vãos com $H > 1500\text{mm}$

It is recommended to perform structural sealling of the glass when $H > 1500\text{mm}$

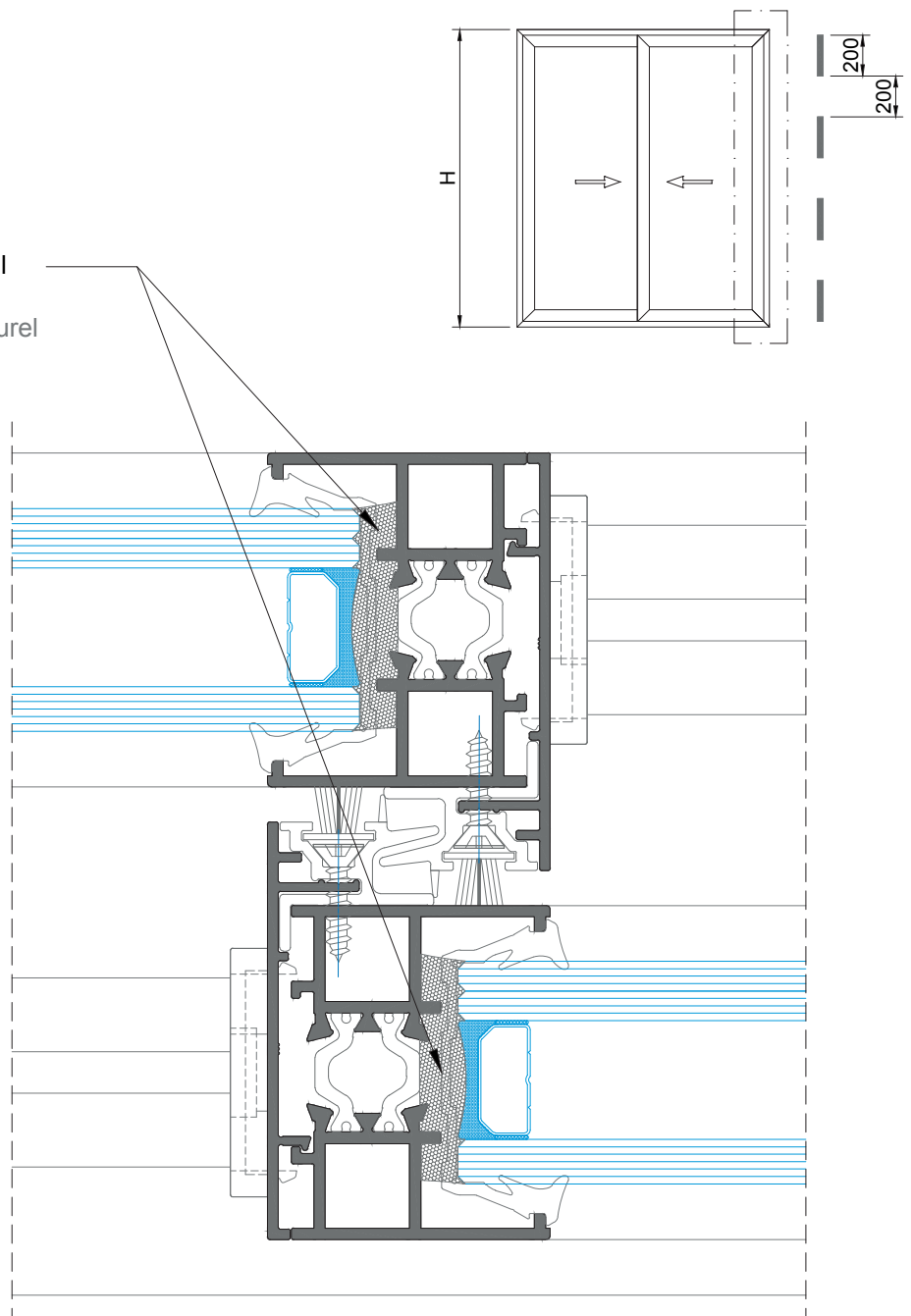
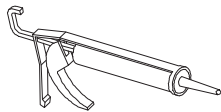
Le collage du verre avec du silicone structurel est recommandé pour les travées de $H > 1500\text{mm}$

Evitar o contato direto entre as juntas de EPDM e o silicone estrutural

Avoid direct contact between EPDM joints and structural silicone

Éviter le contact direct entre les joints EPDM et le silicone structurel.

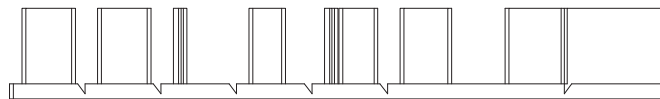
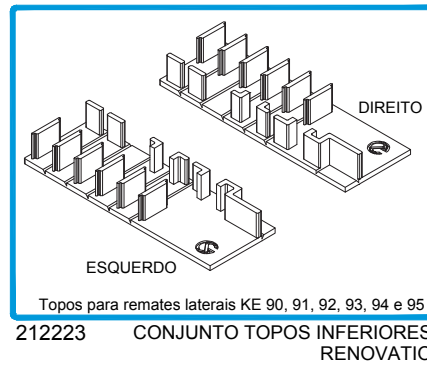
Silicone estrutural (Ex. Sika, Sikasil
SG20 ou SG500
Structural silicone | Silicone structurel



MONTAGEM DOS PERFIS

PROFILES ASSEMBLY | ASSEMBLAGE DES PROFILÉS

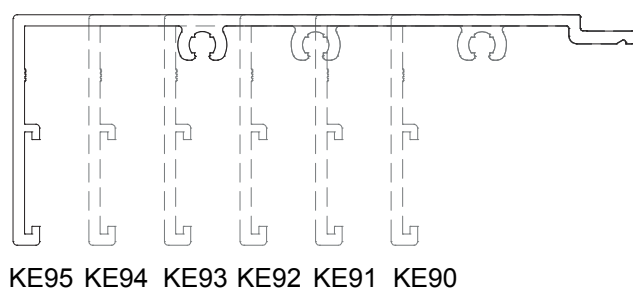
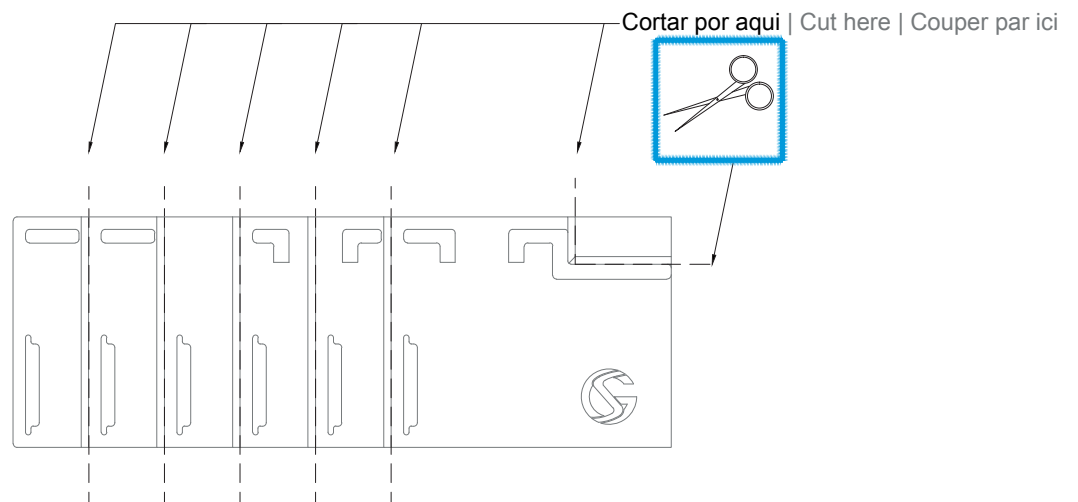
APLICAÇÃO ARO FIXO PARA *RENOVATIO*
RENOVATIO FIXED FRAME APPLICATION
 APPLICATION DU CADRE DORMANT *RENOVATIO*



Corte do Topo para tapée laterais na utilização dos perfis KE 90, 91, 92, 93, 94 e 95

End-cap cuts for lateral profiles when using profiles KE 90, 91, 92, 93, 94 and 95

Coupe des embouts pour profilés latéraux lors de l'utilisation des profilés KE 90, 91, 92, 93, 94 et 95



KE95 KE94 KE93 KE92 KE91 KE90

MONTAGEM DOS PERFIS

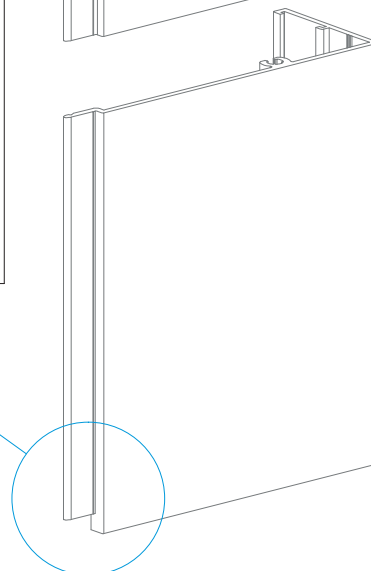

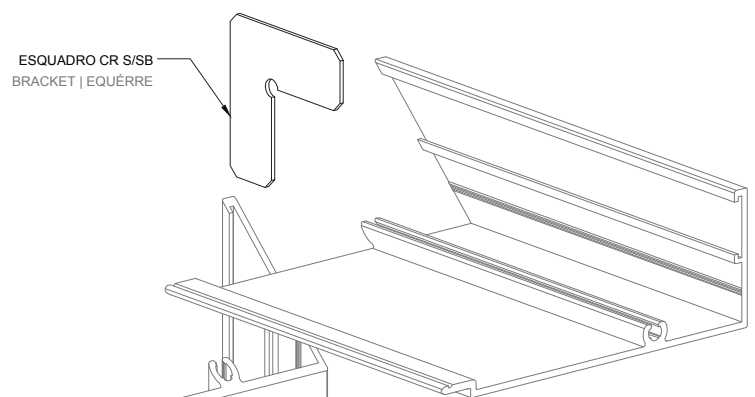
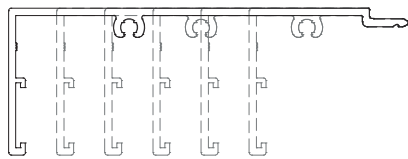
PROFILES ASSEMBLY | ASSEMBLAGE DES PROFILÉS

APLICAÇÃO ARO FIXO PARA *RENOVATIO*
RENOVATIO FIXED FRAME APPLICATION
 APPLICATION DU CADRE DORMANT *RENOVATIO*

Corte dos tapés laterais: na parte superior corte a 45° e na parte inferior fazer malhete de 8x4 mm, na utilização dos perfis KE 90, 91, 92, 93, 94 e 95

Lateral profiles cut: in the upper side cut at 45° and in the lower side make 8x4 mm cut, when using the profiles KE 90, 91, 92, 93, 94 and 95

Coupe des tapés latéraux: dans la zone supérieure, couper à 45° et dans la zone inférieure, faire un coue avec 8x4 mm, lors de l'utilisation des profilés E 90, 91, 92, 93, 94 et 95



MONTAGEM DOS PERFIS

PROFILES ASSEMBLY | ASSEMBLAGE DES PROFILÉS

APLICAÇÃO ARO FIXO PARA *RENOVATIO*
RENOVATIO FIXED FRAME APPLICATION
 APPLICATION DU CADRE DORMANT *RENOVATIO*

1

1.1 - Encaixar o perfil KE 71 no aro fixo e depois fixar o Topo para a soleira com os pontos de cola

Place the KE 71 profile on the fixed frame and then fix the sill end-cap with glue

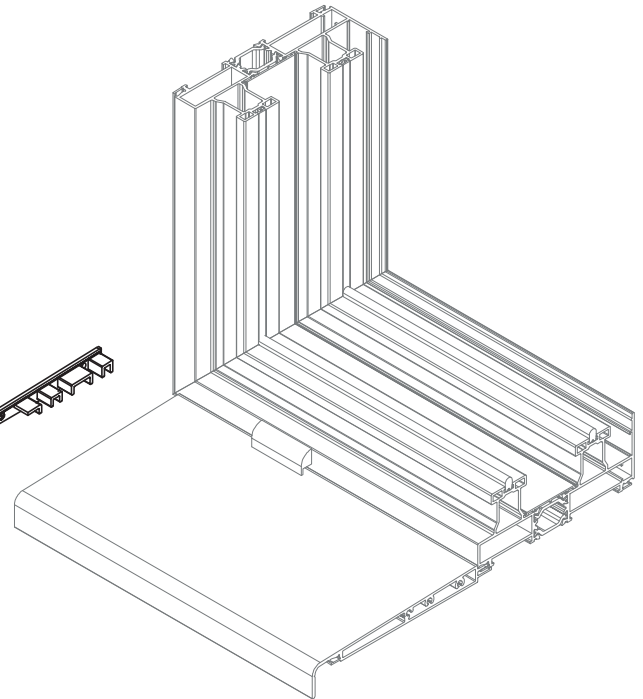
Fixer le profilé KE 71 sur le cadre dormant, puis fixer l'embut du seuil à l'aide de colle

1.2 - Aplicar cola no Topo para soleira

Apply glue on the sill end-cap

Appliquer la colle dans l'embut du seuil

APLICAR SILICONE NEUTRO
 APPLY NEUTRAL SILICONE
 APPLIQUER SILICONE NEUTRE



2

2.1 - Encaixar o perfil lateral KE 95 no aro fixo

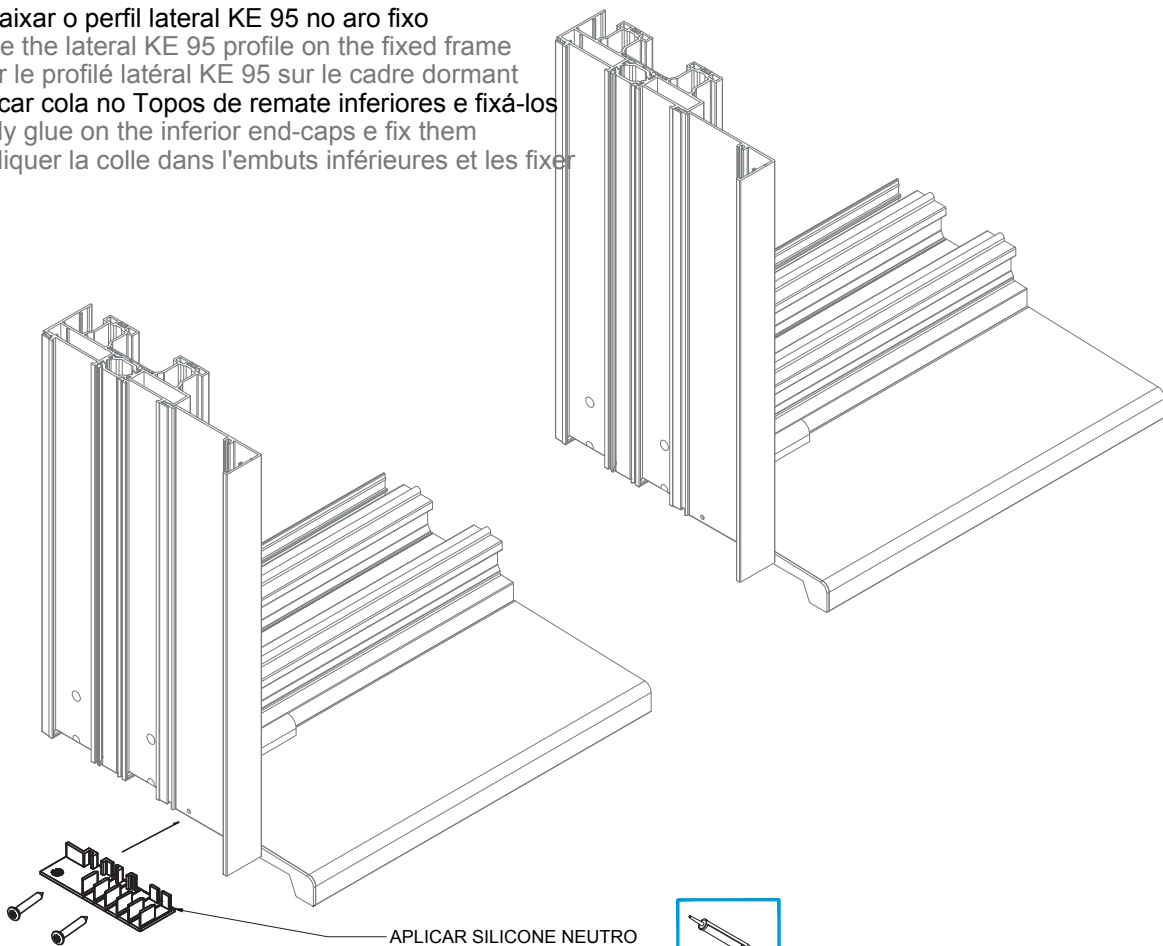
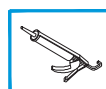
Place the lateral KE 95 profile on the fixed frame
 Fixer le profilé latéral KE 95 sur le cadre dormant

2.2 - Aplicar cola no Topos de remate inferiores e fixá-los

Apply glue on the inferior end-caps e fix them

Appliquer la colle dans l'embuts inférieures et les fixer

APLICAR SILICONE NEUTRO
 APPLY NEUTRAL SILICONE
 APPLIQUER SILICONE NEUTRE



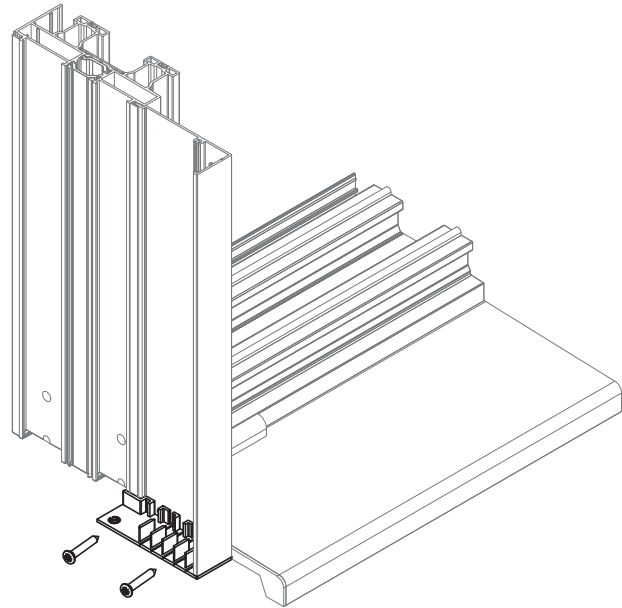
MONTAGEM DOS PERFIS

PROFILES ASSEMBLY | ASSEMBLAGE DES PROFILÉS

APLICAÇÃO ARO FIXO PARA *RENOVATIO*
RENOVATIO FIXED FRAME APPLICATION
APPLICATION DU CADRE DORMANT *RENOVATIO*

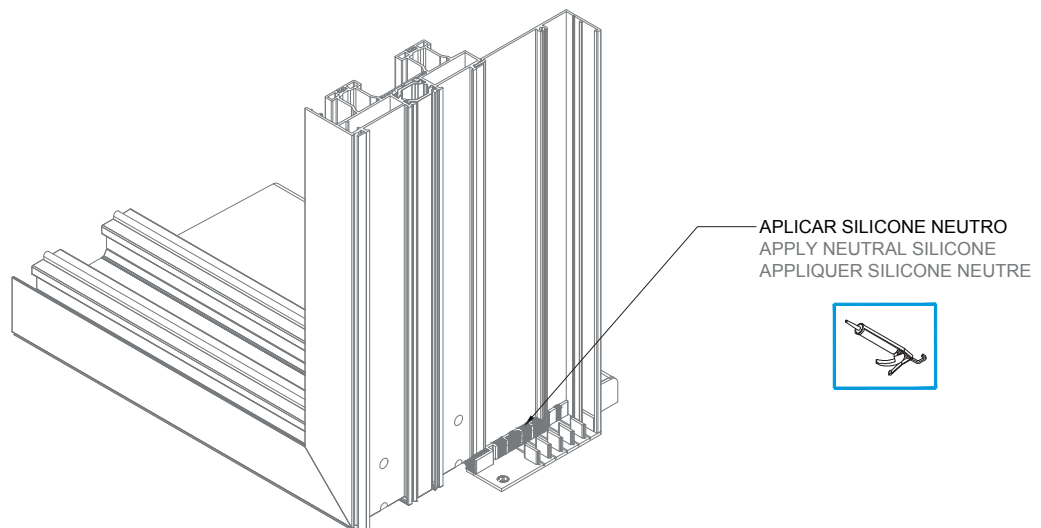
3

- 3.1 - Aparafusar os tapés laterais ao perfil de soleira KE 71
Screw the lateral trim profiles to the sill profile KE 71
Visser les tapées latéraux sur le profilé de seuil KE 71



4

- 4.1 - Selar com silicone neutro
Seal with neutral silicone
Sceller avec du silicone neutre



MONTAGEM DAS FERRAGENS E ACESSÓRIOS HARDWARE AND ACCESSORIES ASSEMBLY ASSEMBLAGE DES FERRURES ET ACCESSOIRES

FERRAGEM MULTI-PONTO ANTI-FALSA MANOBRA - DIMENSÕES DAS FERRAGENS
ANTI-FALSE MANOEUVRE MULTIPOINT HARDWARE - HARDWARES DIMENSIONS
SERRURE MULTIPOINT ANTI-FAUX MANOEUVRE - DIMENSIONS DES SERRURES

FERRAGEM MULTI-PONTO ANTI-FALSA MANOBRA - ESQUEMA DE MONTAGEM
ANTI-FALSE MANOEUVRE MULTIPOINT HARDWARE - ASSEMBLY PLAN
SERRURE MULTIPOINT ANTI-FAUX MANOEUVRE - PLAN DE MONTAGE

FERRAGEM MULTI-PONTO COM CHAVE - DIMENSÕES DAS FERRAGENS
MULTIPOINT HARDWARE WITH KEY - HARDWARES DIMENSIONS
SERRURE MULTIPOINT AVEC CLÉ - DIMENSIONS DES SERRURES

FIXAÇÃO DA FERRAGEM MULTI-PONTO
MULTI-POINT HARDWARE FASTENING
FIXATION DE SERRURE MULTI-POINT

FERRAGEM MULTI-PONTO - APLICAÇÃO DE VEDANTES E PELÚCIAS
MULTIPOINT HARDWARE - GASKETS AND PLUSHES APPLICATION
SERRURE MULTIPOINT - APPLICATIONS DES JOINTS ET JOINTS BROSSES

PUXADORES PARA MULTI-PONTO - FURAÇÕES
MULTIPOINT HANDLES - DRILLINGS
POIGNÉES MULTIPOINT - PERÇAGES

PUXADORES PARA MULTI-PONTO - MONTAGEM DOS PUXADORES SLIM XS
MULTIPOINT HANDLES - SLIM XS HANDLES ASSEMBLY
SERRURE MULTIPOINT - ASSEMBLAGE DES POIGNÉES SLIM XS

PUXADORES PARA MULTI-PONTO - DIMENSÕES E MONTAGEM DOS CREMONES DESVIADOS
MULTIPOINT HANDLES - OFFSET HANDLES DIMENSIONS AND ASSEMBLY
SERRURE MULTIPOINT - DIMENSIONS ET ASSEMBLAGE DES POIGNÉES COUDÉE

PUXADORES PARA MULTI-PONTO - DIMENSÕES E FURAÇÕES DO FECHO DE EMBUTIR CB-400
MULTIPOINT HANDLES - RECESSED HANDLE DIMENSIONS AND DRILLINGS
SERRURE MULTIPOINT - DIMENSIONS DE FERMETURE À ENCASTRER

FERRAGEM ELEVATÓRIA - PLANO DE APLICAÇÃO
LIFTING HARDWARE - APPLICATION PLAN
SERRURE ÉLÉVATOIRE - PLAN D'APPLICATION

FERRAGEM ELEVATÓRIA - APLICAÇÃO DE VEDANTES E PELÚCIAS
LIFTING HARDWARE - GASKETS AND PLUSHES APPLICATION
SERRURE ÉLÉVATOIRE - AAPPLICATIONS DES JOINTS ET JOINTS BROSSES

PUXADOR PARA ELEVATÓRIA - FURAÇÕES
LIFTING HANDLE - DRILLINGS
POIGNÉE ÉLÉVATOIRE - PERÇAGES

MONTAGEM DE ACESSÓRIOS - CONJUNTO DE TOPOS JE
ACCESSORIES ASSEMBLY - JE END-CAPS KITS
ASSEMBLAGE DES ACCESSOIRES - KITS D'EMBOUTS JE

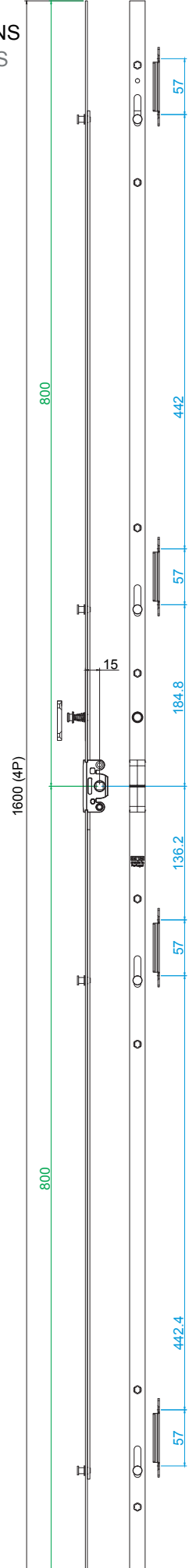
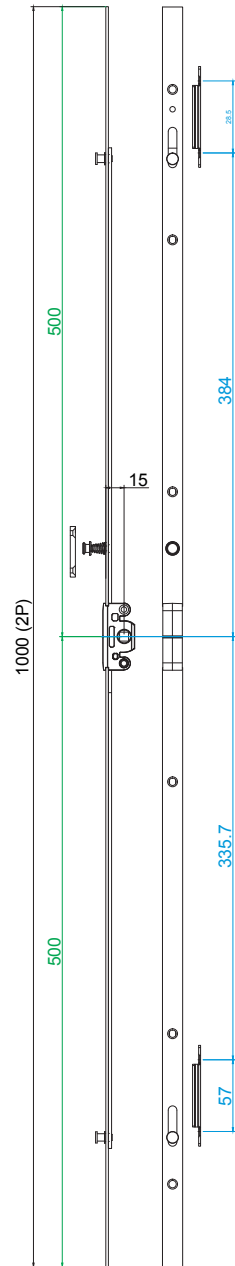
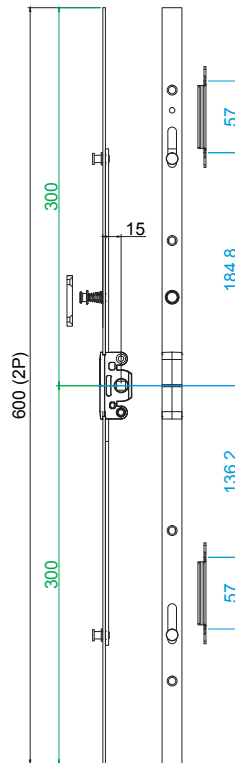
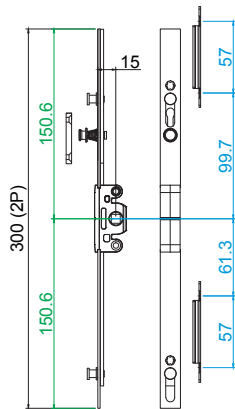
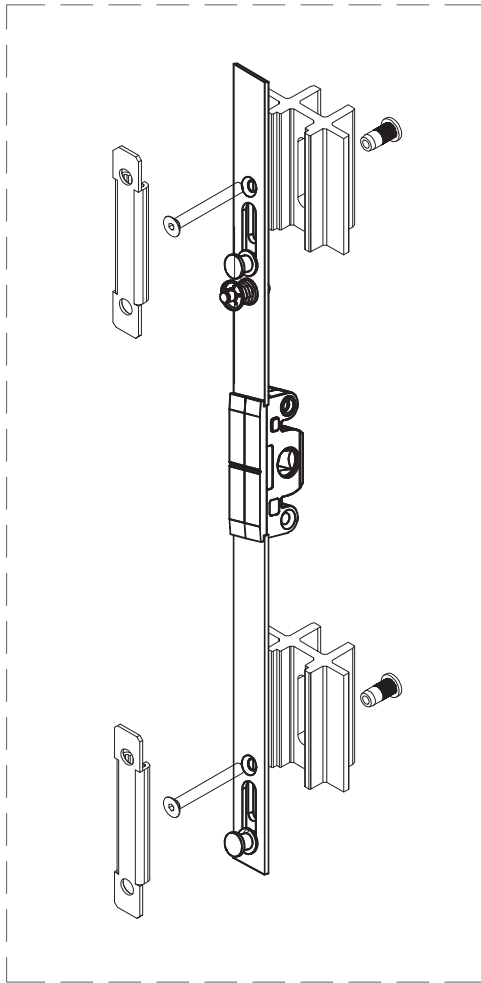
APLICAÇÃO DOS KITS CORTA-VENTO JE
JE CENTRAL PILE SEAL KITS APPLICATION
APPLICATION DES KITS PIÈCE D'ÉTANCHÉITÉ JE

PORMENORES DE APLICAÇÃO DO CONJ. TOPOS KE51-KE52
KE51-KE52 END-CAPS KIT APPLICATION DETAILS
DÉTAILS DE L'APPLICATION DE KIT D'EMBOUTS KE51-KE52

APLICAÇÃO DO LIMITADOR DE ABERTURA TOPEHSN - PARA FERRAGEM ELEVATÓRIA
TOPEHSN OPENING LIMITER APPLICATION - FOR LIFTING HARDWARE
APPLICATION DU LIMITEUR D'OUVERTURE TOPEHSN - POUR SERRURE ÉLÉVATOIR

APLICAÇÃO DO LIMITADOR DE ABERTURA PQ SERIE CORRER - PARA FERRAGEM MULTIPONTO
PQ SLIDING OPENING LIMITER APPLICATION - FOR MULTIPOINT HARDWARE
APPLICATION DU LIMITEUR D'OUVERTURE PQ COULISSANT - POUR SERRURE MULTIPOINT

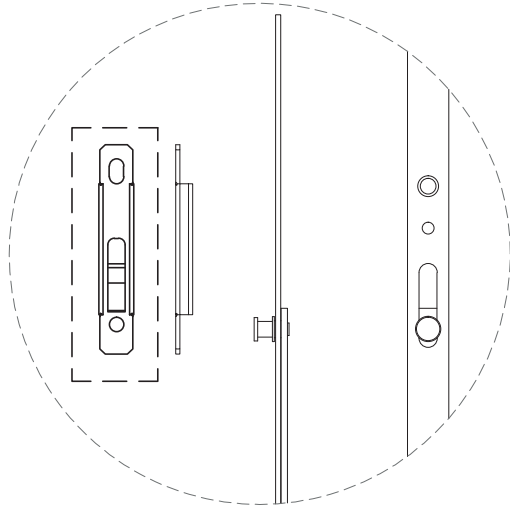
FERRAGEM MULTI-PONTO ANTI-FALSA MANOBRA - DIMENSÕES DAS FERRAGENS
ANTI-FALSE MANOEUVRE MULTIPOINT HARDWARE - HARDWARES DIMENSIONS
SERRURE MULTIPOINT ANTI-FAUX MANOEUVRE - DIMENSIONS DES SERRURES



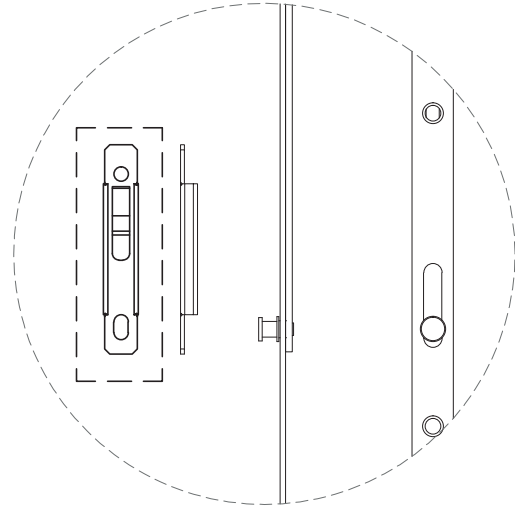
ACESSÓRIOS A CONSIDERAR POR FERRAGEM MULTIP.: ACCESSORIES TO CONSIDER BY MULTIP. HARDWARE: ACCESSOIRES À CONSIDÉRER PAR LE SERRURE MULTIP.:				
Ref.	300 (2P)	600 (2P)	1000 (2P)	1600 (4P)
200025 200817 200819 200959 200939 200161	1	1	1	1
218117	2	4	6	8
212017	2	4	6	8
202491	2	2	2	4

FERRAGEM MULTI-PONTO ANTI-FALSA MANOBRA - ESQUEMA DE MONTAGEM
ANTI-FALSE MANOEUVRE MULTIPOINT HARDWARE - ASSEMBLY PLAN
SERRURE MULTIPOINT ANTI-FAUX MANOEUVRE - PLAN DE MONTAGE

PONTO DE FECHO SUPERIOR
TOP LOCKING POINT
POINT DE VERROUILLAGE SUPÉRIEUR



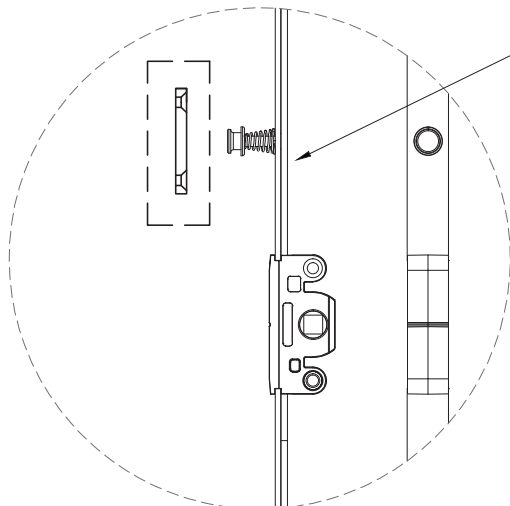
PONTO DE FECHO CENTRAL OU INFERIOR
CENTRAL OR BOTTOM LOCKING POINT
POINT DE VERROUILLAGE CENTRAL OU INFÉRIEUR



CONTRA-FECHO COM FUNÇÃO ANTI-LEVANTAMENTO
(Rampa na zona inferior do contra-fecho)
LOCKING PLATE WITH ANTI-LEAF FUNCTION
(Ramp in the lower zone of the locking plate)
CONTRE-FERMETURE AVEC FONCTION ANTI-LIFTING
(Rampe en bas de la contre-serrure)

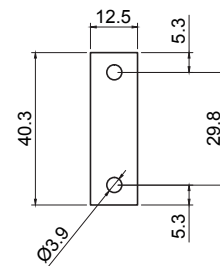
CONTRA-FECHOS SEM FUNÇÃO DE ANTI-LEVANTAMENTO
(Rampas nas zonas superiores dos contra-fechos)
LOCKING PLATE WITHOUT ANTI-LEAF FUNCTION
(Ramps in the lower zones of the locking plate)
FERMETURE SANS FONCTION ANTI-LEVAGE
(Rampes dans les zones supérieures des casiers)

JUNTO AO BATENTE DE ANTI-FALSA MANOBRA
AT THE ANTI-FALSE MANEUVER STOPPER
AU BOUCHON DE MANŒUVRE ANTI-FAUX



Anti-falsa manobra de extração simples com a utilização de um alicate.
Evita-se duplicação de stock.
Simple extraction anti-false maneuver with the use of a pliers.
It avoids duplication of stock.
Manœuvre d'extraction simple anti-fausse avec l'utilisation de pinces.
La duplication du stock est évitée.

BATENTE DE ANTI-FALSA MANOBRA
ANTI-FALSE MANEUVER STOPPER
BOUCHON DE MANŒUVRE ANTI-FAUX

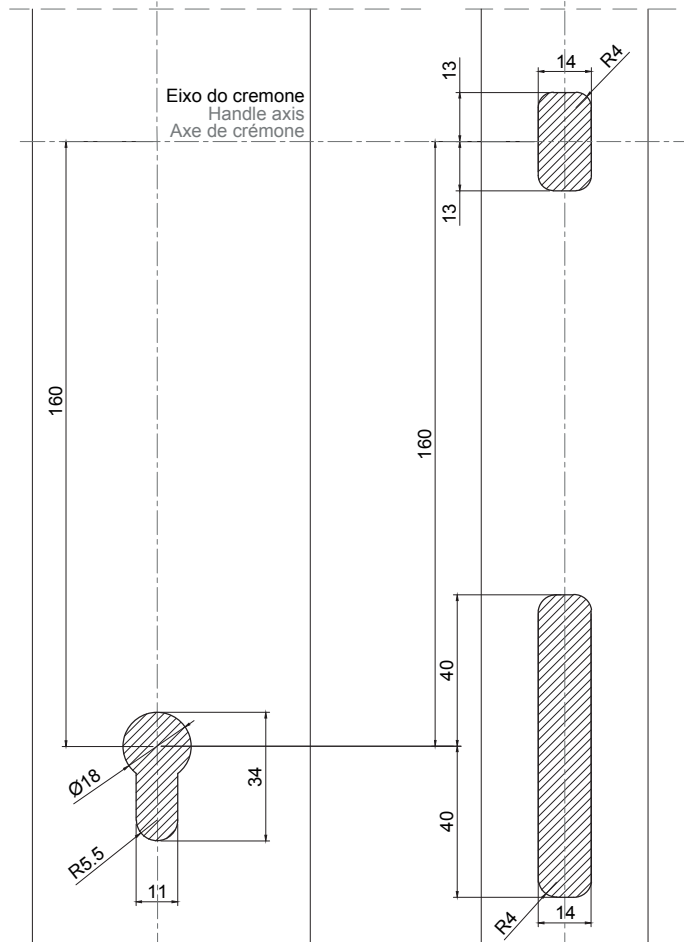
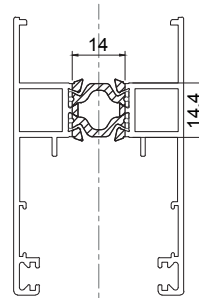
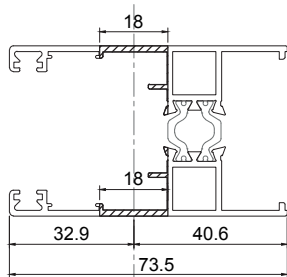
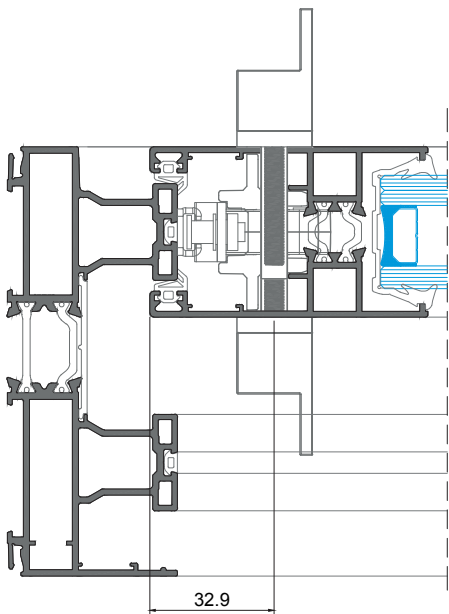


APLICAÇÃO DO BATENTE P/ MECANISMO ANTI-FALSA MANOBRA
(Este acessório é entregue em conjunto com a ferragem e deverá ser aplicado no aro fixo para evitar danos nos perfis aquando do fecho da folha móvel)
STOPPER APPLICATION FOR ANTI-FALSE MANEUVERING MECHANISM
(This accessory is delivered with the hardware and should be applied in the fixed frame in order to prevent damage the profiles when closing the mobile sash)
DEMANDE DE BOUCHON POUR MÉCANISME DE MANŒUVRE ANTI-FAUX
(Cet accessoire est livré avec le matériel et doit être appliqué dans le cadre fixe afin d'éviter d'endommager les profilés lors de la fermeture du vantail mobile)

Material: PVC Rígido
Material: Rigid PVC | Matériel: PVC rigide

Acabamento: Preto
Finishing: Black | Finition: Noir

Fixar com paraf. auto-roscante
Secure with self-tapping screws | Fixer avec vis autotaraudeuse



1800 (4P)

1060

740

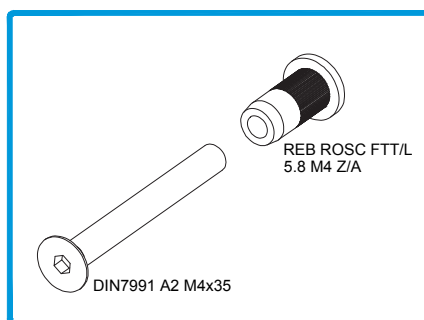


Altura mínima folha: 1950mm
 Compatível com manete quadra 7mm
 Multip. com anti-levantamento e amortecimento no fecho

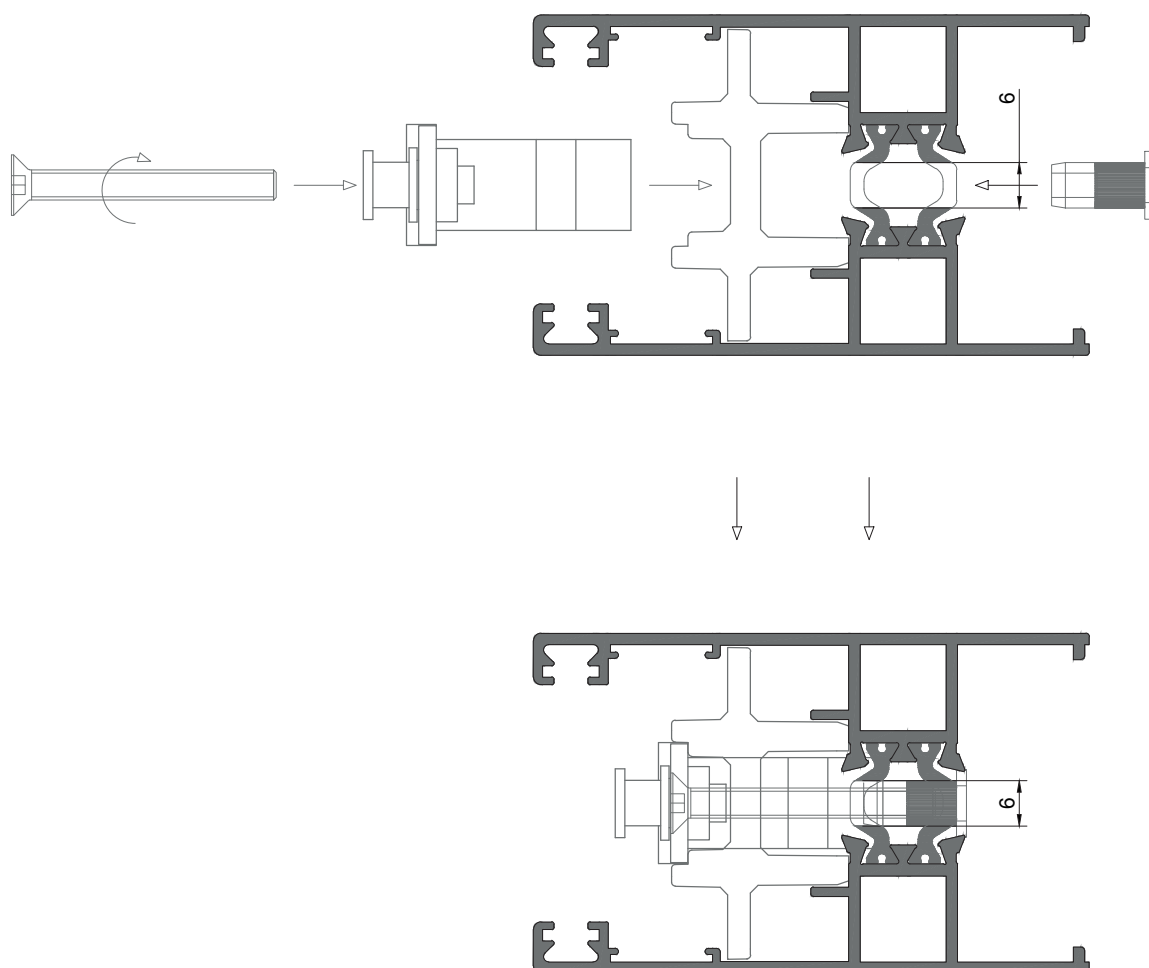
211008 FERR. MULTIP. C/ CHAVE 1800 (4P)

ACESSÓRIOS A CONSIDERAR POR FERRAGEM MULTIP.:	
ACCESSORIES TO CONSIDER BY MULTIP. HARDWARE:	
ACCESSOIRES À CONSIDÉRER PAR LE SERRURE MULTIP.:	
Ref.	1800 (4P)
200025	
200817 200819	1
200959 200939	
227305	1
218117	10
212017	10
202491	4

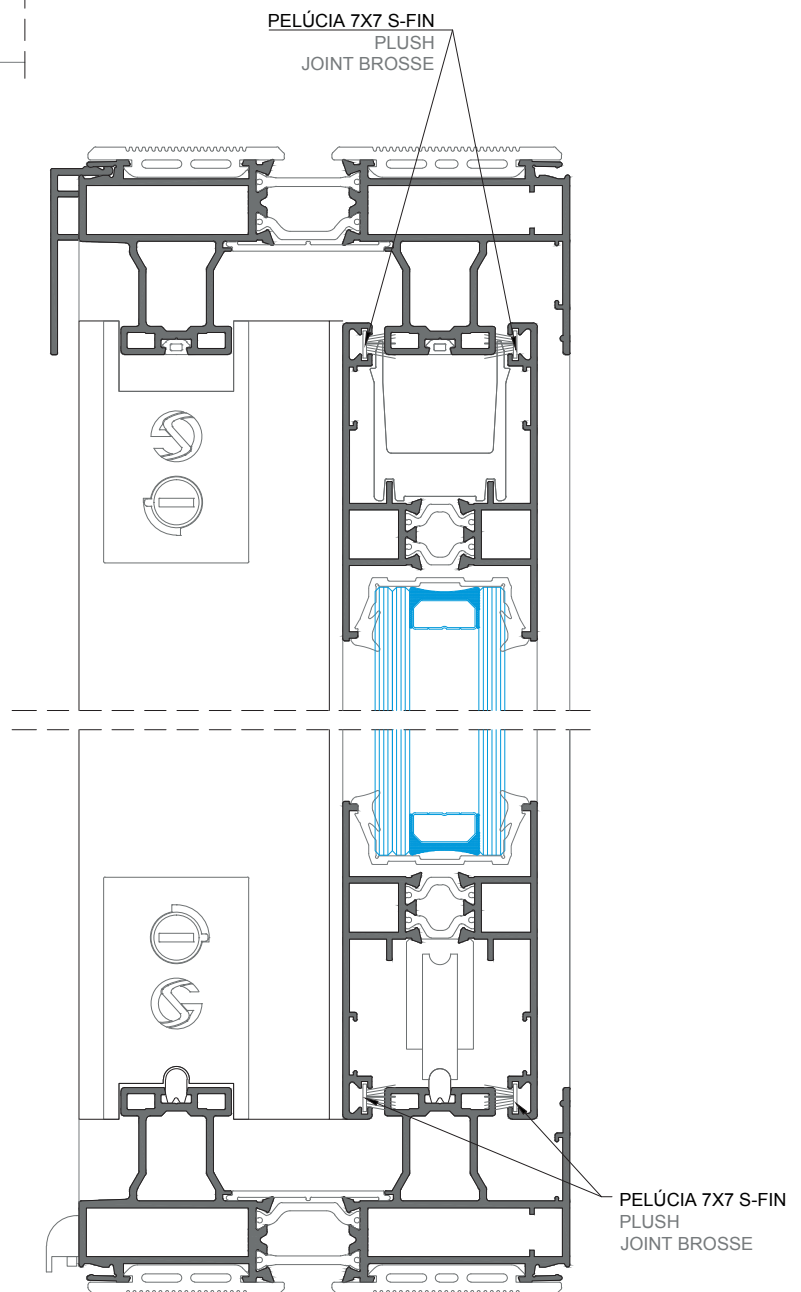
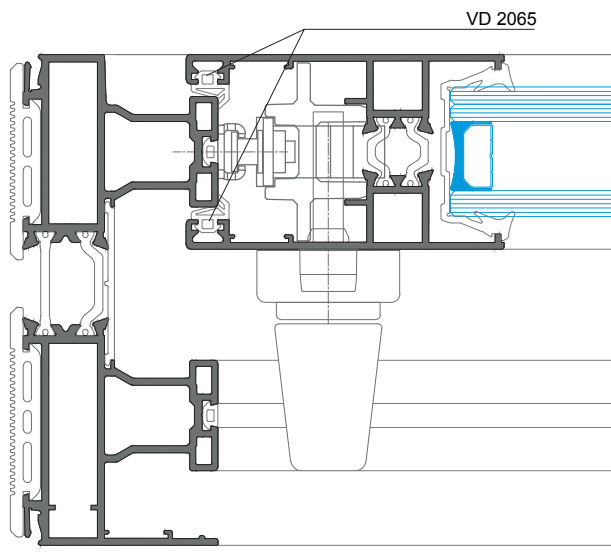
FIXAÇÃO DA FERRAGEM MULTI-PONTO
MULTI-POINT HARDWARE FASTENING
FIXATION DE SERRURE MULTI-POINT



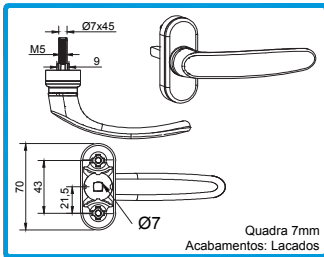
212017 CONJUNTO FIXAÇÃO FERRAGEM MULTI-PONTO



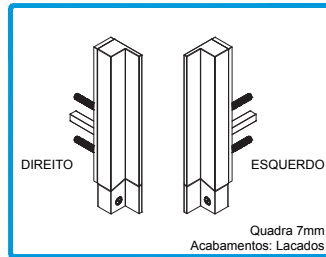
FERRAGEM MULTI-PONTO - APLICAÇÃO DE VEDANTES E PELÚCIAS
MULTIPOINT HARDWARE - GASKETS AND PLUSHES APPLICATION
SERRURE MULTIPOINT - APPLICATIONS DES JOINTS ET JOINTS BROSSES



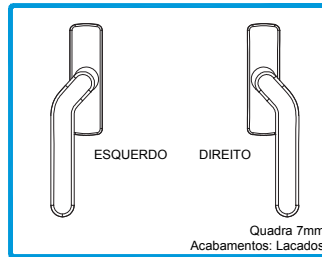
PUXADORES PARA MULTI-PONTO - FURAÇÕES
MULTIPOINT HANDLES - DRILLINGS
POIGNÉES MULTIPOINT - PERÇAGES



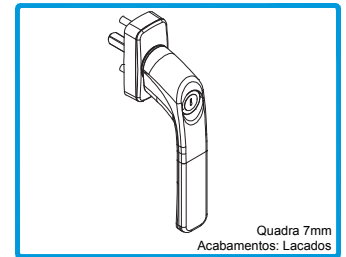
200025 PUXADOR SIMPLES 608L SOS



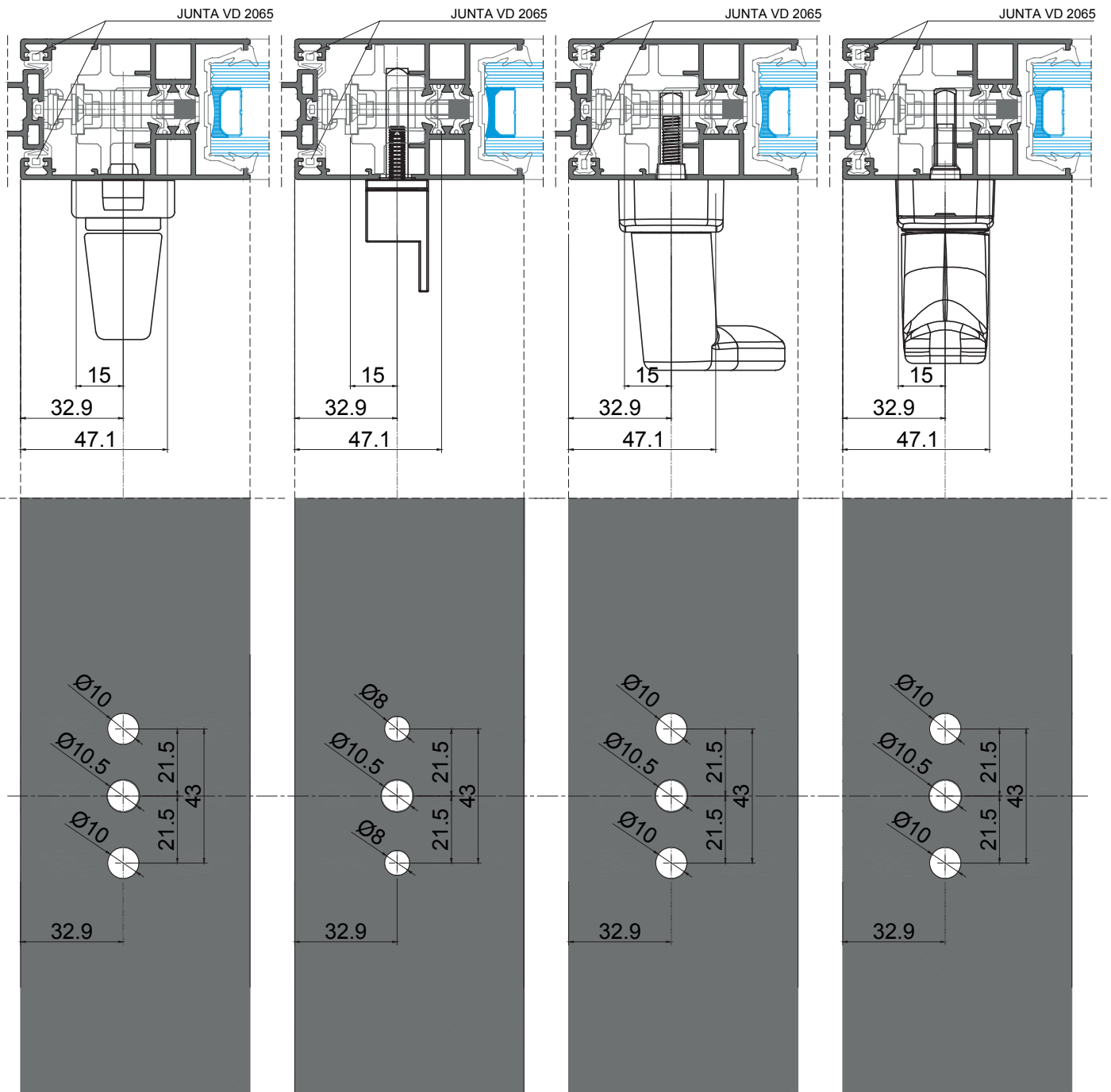
200817 PUXADOR SLIM XS (Dir.)
200819 PUXADOR SLIM XS (Esq.)



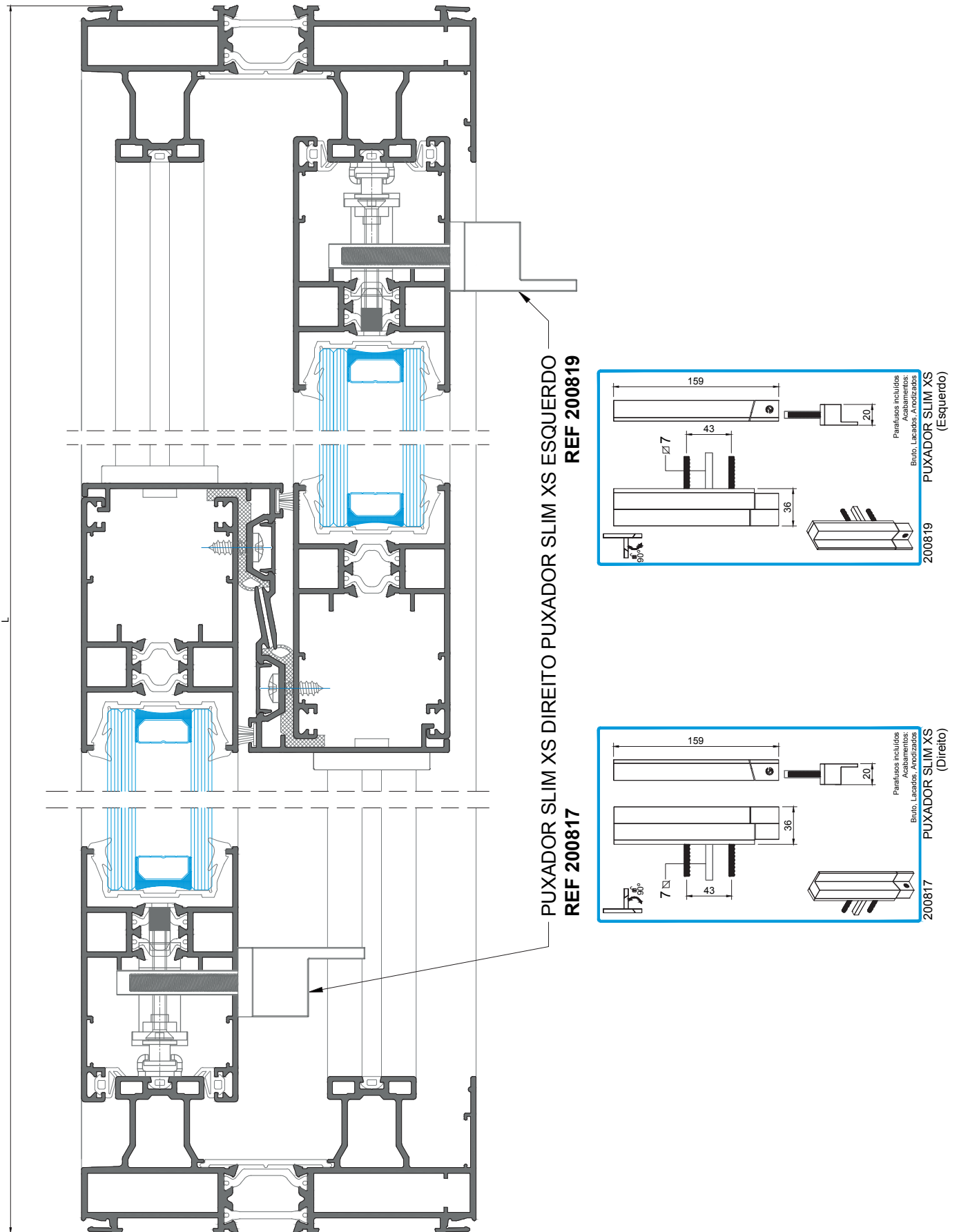
200939 CREMONE MP. DESVIADO (Esq.)
200959 CREMONE MP. DESVIADO (Dir.)



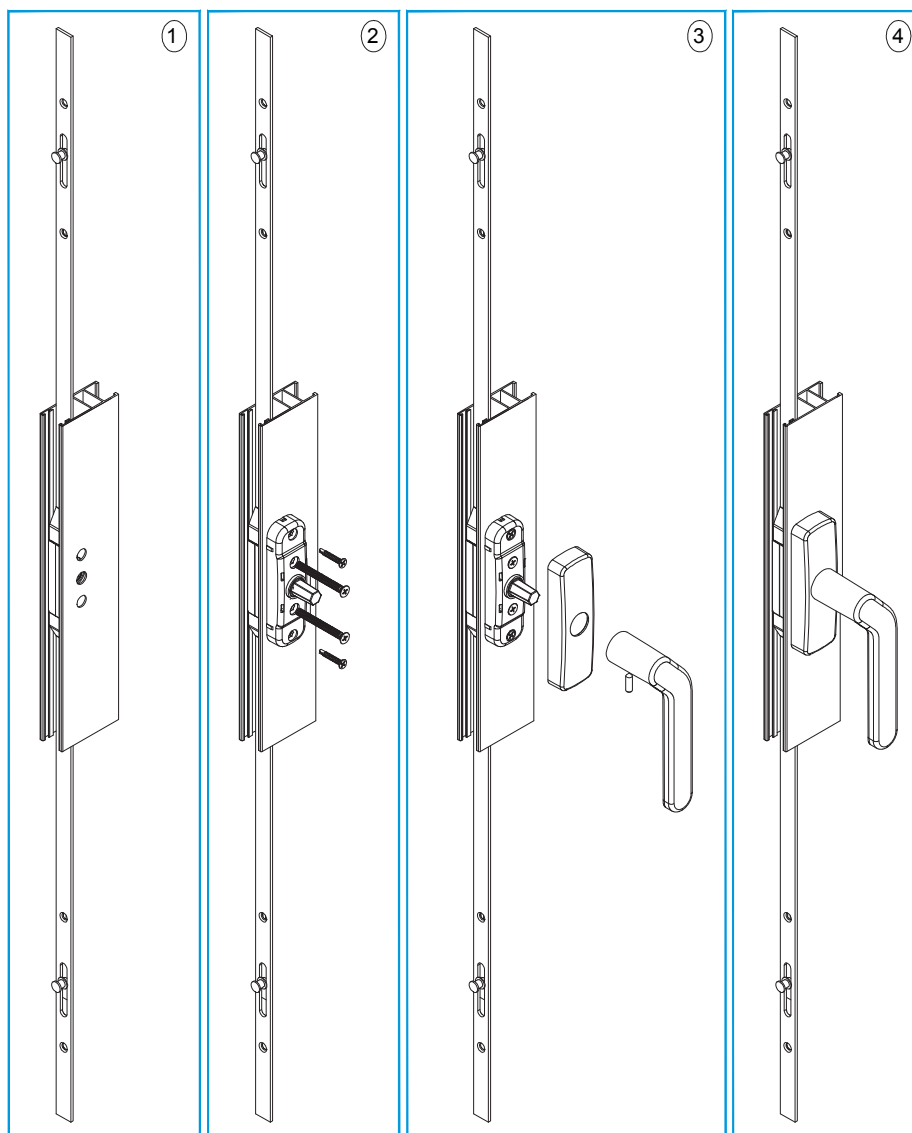
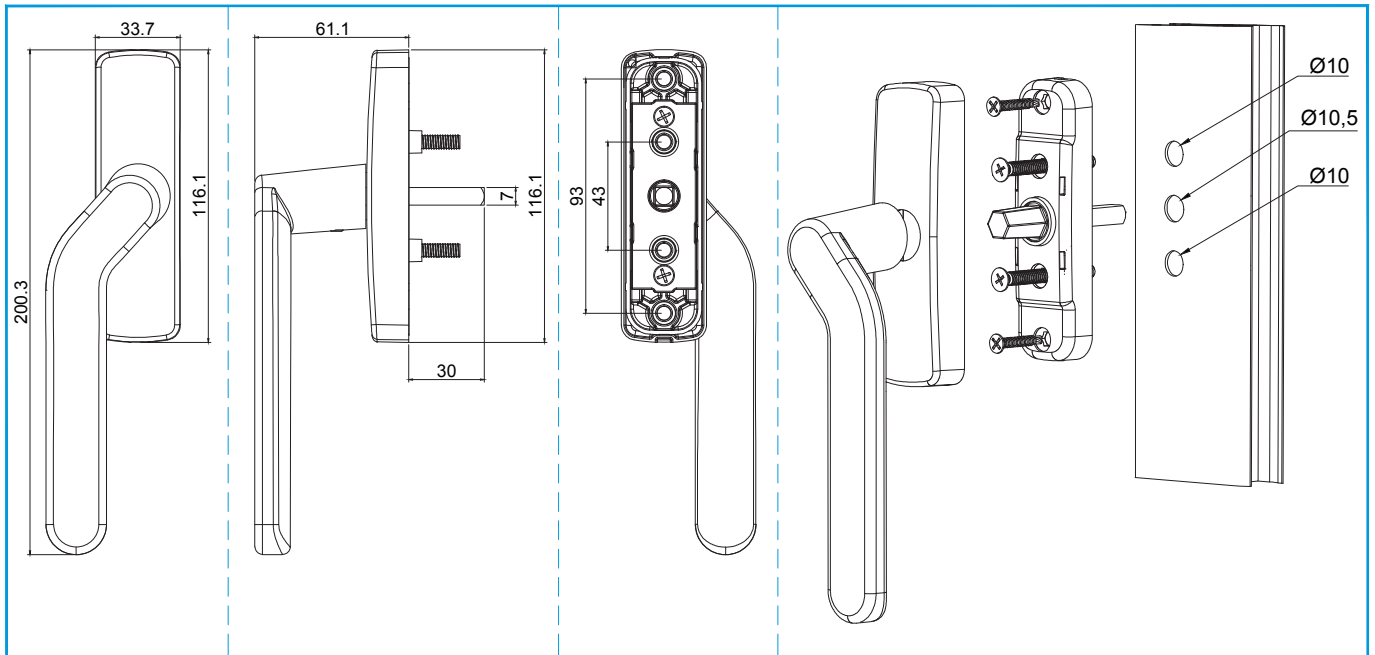
200167 CREMONE MP. COM CHAVE



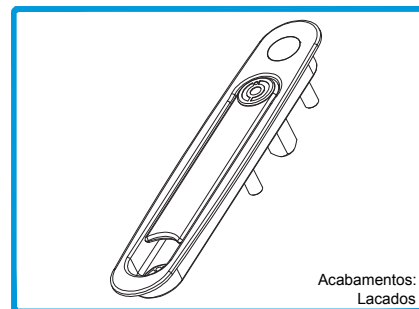
PUXADORES PARA MULTI-PONTO - MONTAGEM DOS PUXADORES SLIM XS
MULTIPOINT HANDLES - SLIM XS HANDLES ASSEMBLY
POIGNÉES MULTIPOINT - ASSEMBLAGE DES POIGNÉES SLIM XS



PUXADORES PARA MULTI-PONTO - DIMENSÕES E MONTAGEM DOS CREMONES DESVIADOS
MULTIPOINT HANDLES - OFFSET HANDLES DIMENSIONS AND ASSEMBLY
POIGNÉES MULTIPOINT - DIMENSIONS ET ASSEMBLAGE DES POIGNÉES COUDÉE



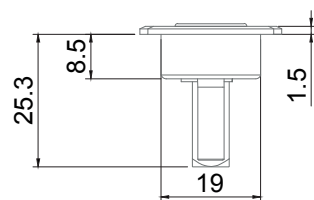
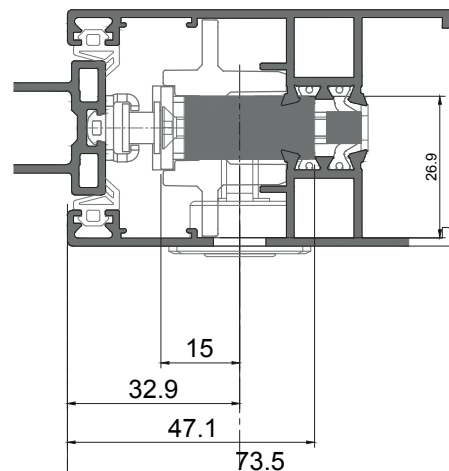
PUXADORES PARA MULTI-PONTO - DIMENSÕES E FURAÇÕES DO FECHO DE EMBUTIR CB-400
MULTIPOINT HANDLES - RECESSED HANDLE DIMENSIONS AND DRILLINGS
SERRURE MULTIPOINT - DIMENSIONS ET PERÇAGE DE FERMETURE À ENCASTER



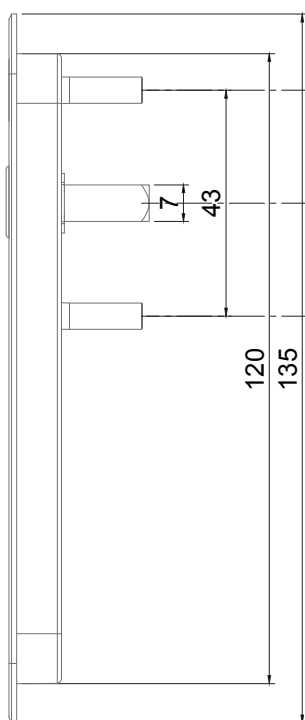
Acabamentos:
Lacados

201467

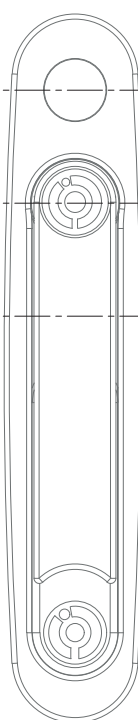
FECHO DE EMBUTIR PARA
MULTI-PONTO CB-400



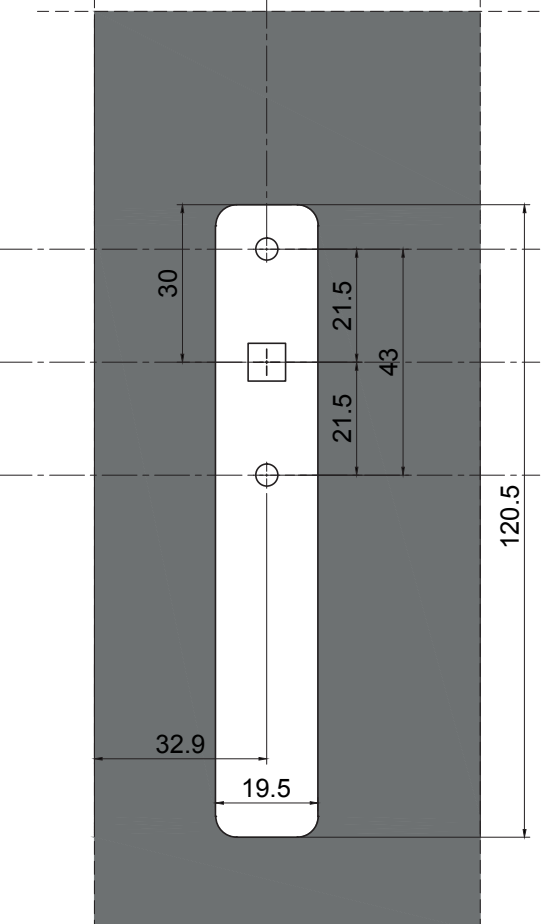
Vista superior
Top view | Vue supérieur



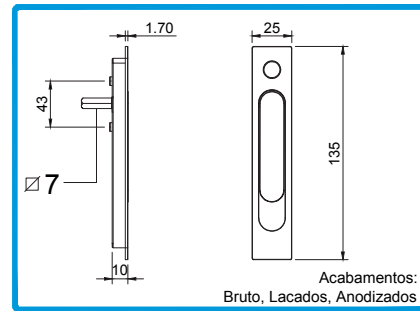
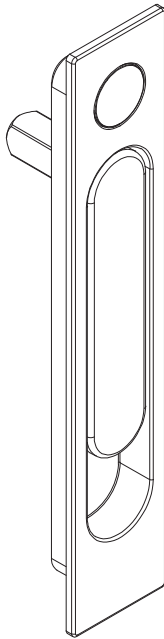
Vista lateral
Side view | Vue latéral



Vista frontal
Front view | Vue frontal

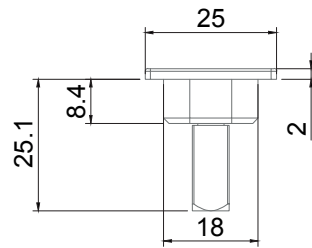
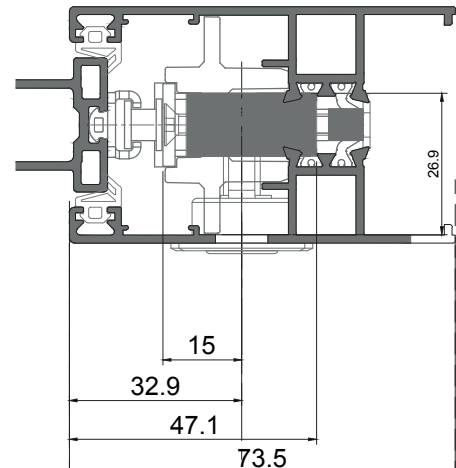


PUXADORES PARA MULTI-PONTO - DIMENSÕES E FURAÇÕES DO PUXADOR SLIM DE EMBUTIR
MULTIPOINT HANDLES - RECESSED HANDLE DIMENSIONS AND DRILLINGS
SERRURE MULTIPOINT - DIMENSIONS ET PERÇAGE DE FERMETURE À ENCASTRER

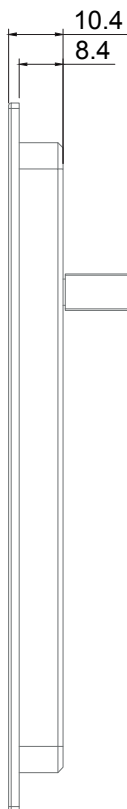


201562 PUXADOR SLIM PARA EMBUTIR

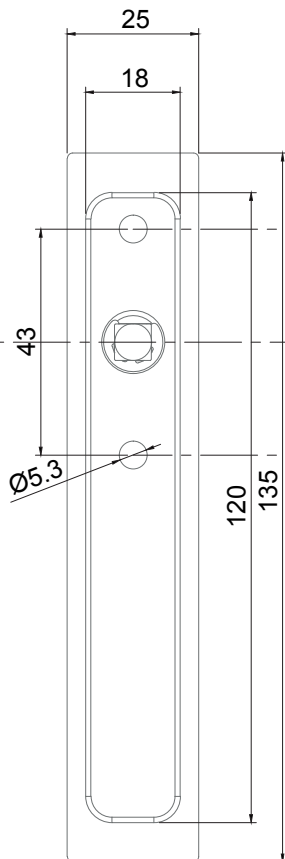
Acabamentos:
Bruto, Lacados, Anodizados



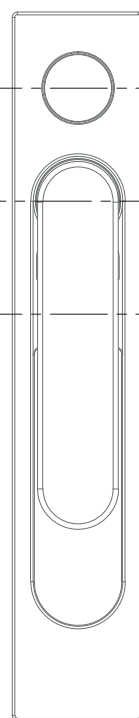
Vista superior
Top view | Vue supérieur



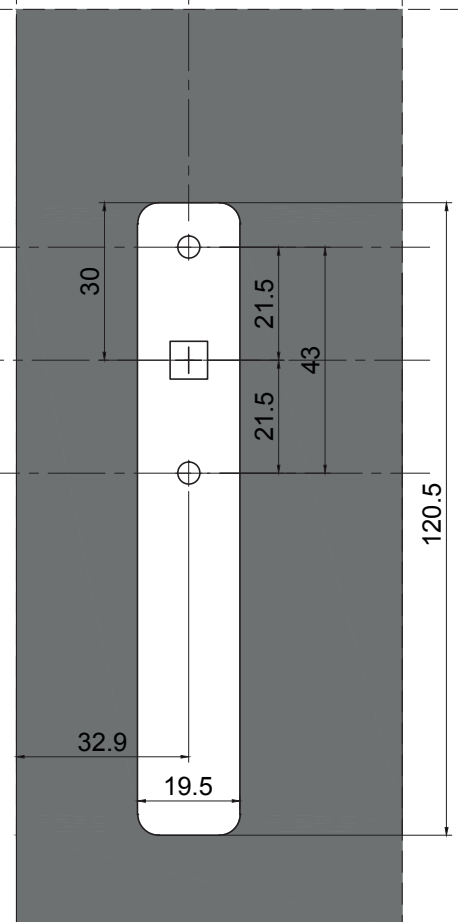
Vista lateral
Side view | Vue latéral



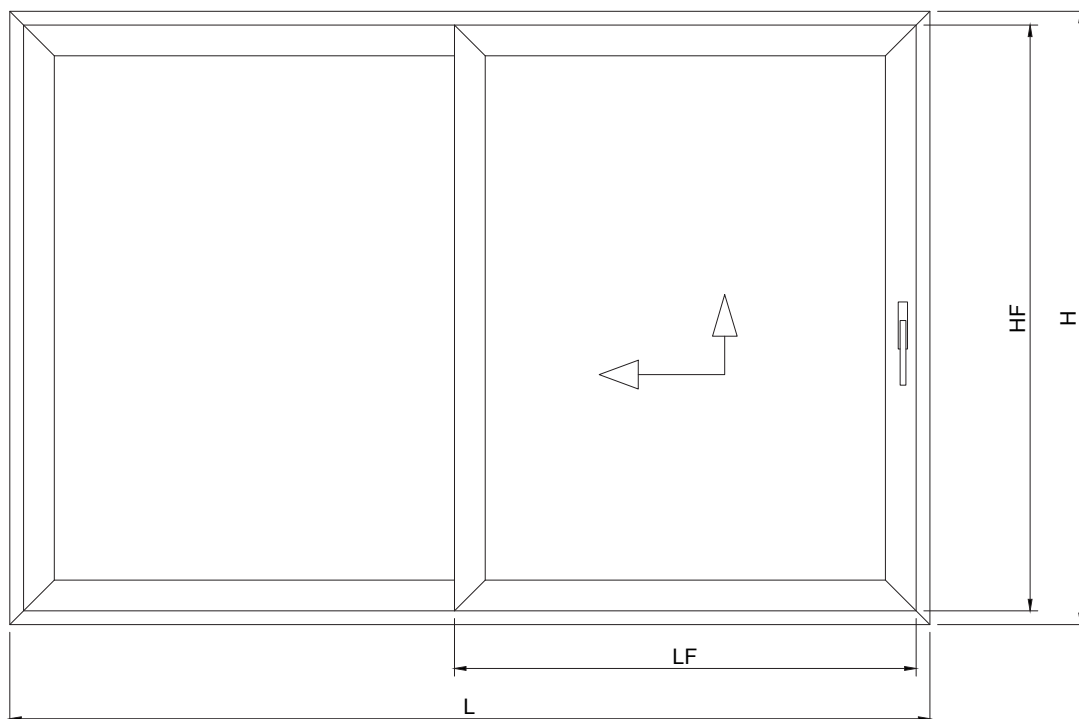
Vista posterior
Back view | Vue de l'arrière



Vista frontal
Front view | Vue frontal



FERRAGEM ELEVATÓRIA - PLANO DE APLICAÇÃO
LIFTING HARDWARE - APPLICATION PLAN
SERRURE ÉLÉVATOIRE - PLAN D'APPLICATION



HF= Altura da folha **VERSÃO A**

FERRAGEM CREMONE H2140: (natural ou preto) Long. : 1190mm	HF mínimo= 834mm HF máximo= 1379mm
FERRAGEM CREMONE H2190: (natural ou preto) Long. : 1770mm	HF mínimo= 1249mm HF máximo= 1879mm
FERRAGEM CREMONE H2240: (natural ou preto) Long. : 2270mm	HF mínimo= 1879mm HF máximo= 2379mm
FERRAGEM CREMONE H2280: (natural ou preto) Long. : 2670mm	HF mínimo= 2129mm HF máximo= 2779mm

LF= Largura da folha

BARRA DE LIGAÇÃO L110: DIMENSÃO DA BARRA: 1100mm	LF mínimo= 784mm LF máximo= 1684mm
BARRA DE LIGAÇÃO L140: DIMENSÃO DA BARRA: 1350mm	LF mínimo= 1685mm LF máximo= 1934mm
BARRA DE LIGAÇÃO L180: DIMENSÃO DA BARRA: 1800mm	LF mínimo= 1935mm LF máximo= 2434mm
BARRA DE LIGAÇÃO L330: DIMENSÃO DA BARRA: 3300mm	LF mínimo= 2435mm LF máximo= 3384mm

• Elevadora:

Largura mínima da folha móvel: 784mm
Largura máxima da folha móvel: 3384mm

Altura mínima da folha móvel: 834mm
Altura máxima da folha móvel: 2779mm

VERSÃO B

HF= Altura da folha

FERRAGEM CREMONE C2170: (natural ou preto)	HF mínimo= 1175mm HF máximo= 1775mm
FERRAGEM CREMONE C2220: (natural ou preto)	HF mínimo= 1776mm HF máximo= 2275mm
FERRAGEM CREMONE C2260: (natural ou preto)	HF mínimo= 2276mm HF máximo= 2675mm

LF= Largura da folha

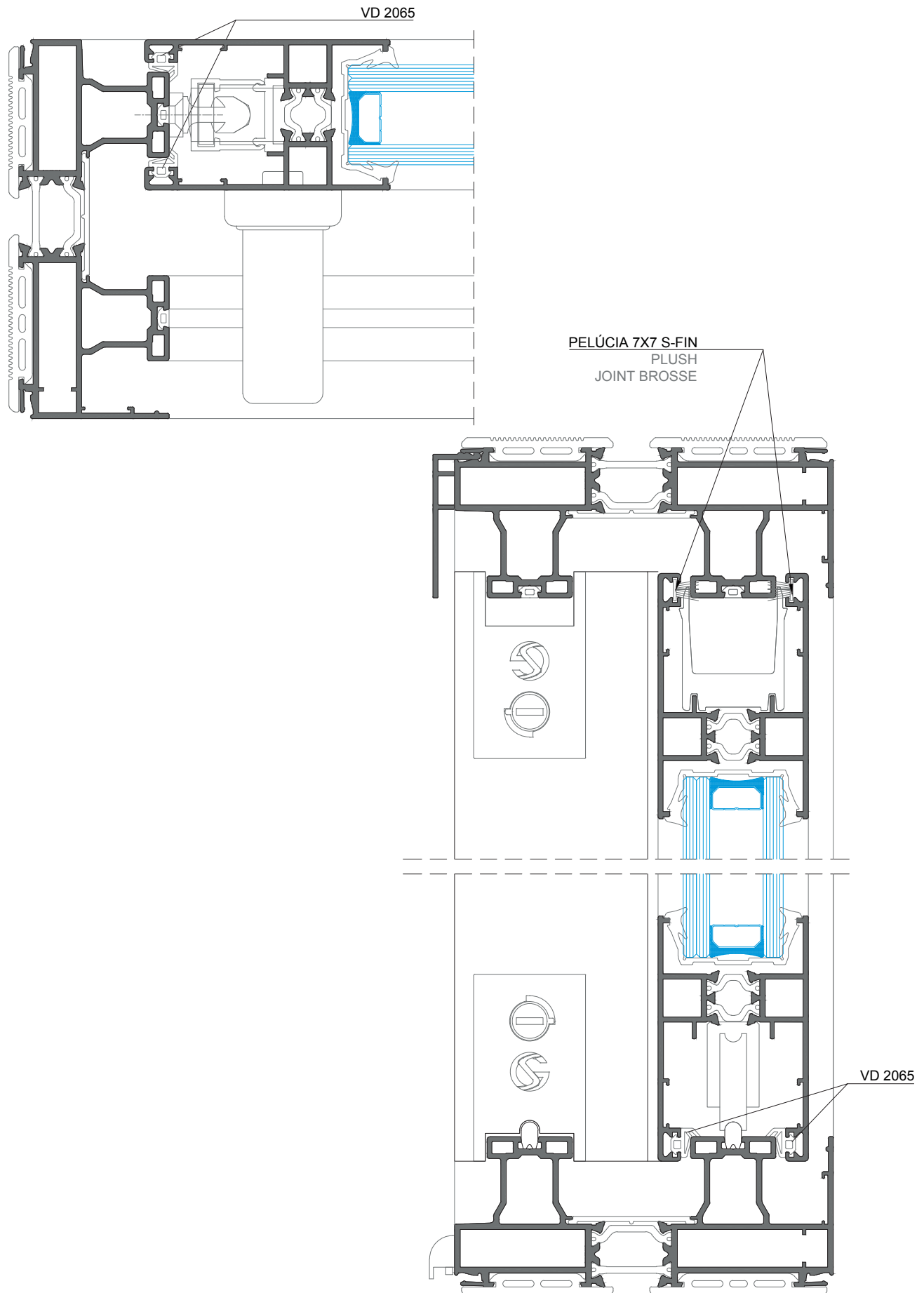
BARRA DE LIGAÇÃO BU150T: DIMENSÃO DA BARRA: 900mm	LF mínimo= 720mm LF máximo= 1500mm
BARRA DE LIGAÇÃO BU200T: DIMENSÃO DA BARRA: 1400mm	LF mínimo= 1501mm LF máximo= 2000mm
BARRA DE LIGAÇÃO BU250T: DIMENSÃO DA BARRA: 1900mm	LF mínimo= 2001mm LF máximo= 2500mm
BARRA DE LIGAÇÃO BU335T: DIMENSÃO DA BARRA: 1900mm	LF mínimo= 2501mm LF máximo= 3350mm

• Elevadora:

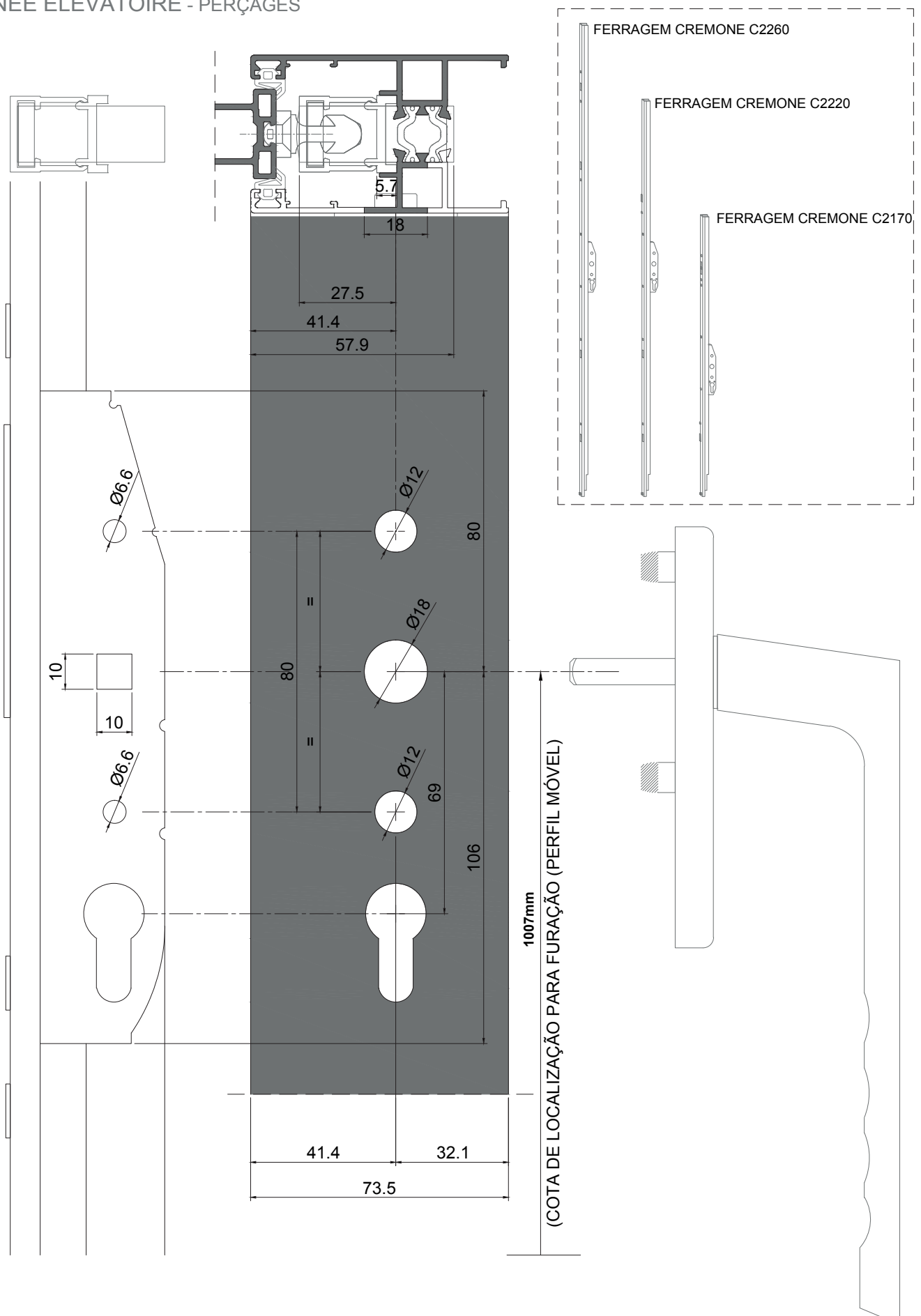
Largura mínima da folha móvel: 720mm
Largura máxima da folha móvel: 3350mm

Altura mínima da folha móvel: 1190mm
Altura máxima da folha móvel: 2675mm

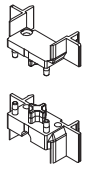
FERRAGEM ELEVATÓRIA - APLICAÇÃO DE VEDANTES E PELÚCIAS
LIFTING HARDWARE - GASKETS AND PLUSHES APPLICATION
SERRURE ÉLEVATOIRE - APPLICATIONS DES JOINTS ET JOINTS BROSSES



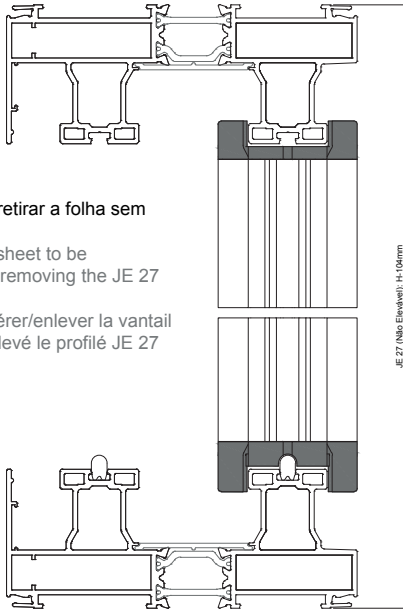
PUXADOR PARA ELEVÁTÓRIA - FURAÇÕES
LIFTING HANDLE - DRILLINGS
POIGNÉE ÉLÉVATOIRE - PERÇAGES



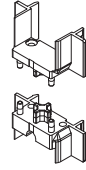
MONTAGEM DE ACESSÓRIOS - CONJUNTO DE TOPOS JE
ACCESSORIES ASSEMBLY - JE END-CAPS KITS
ASSEMBLAGE DES ACCESSOIRES - KITs D'EMBOUTS JE



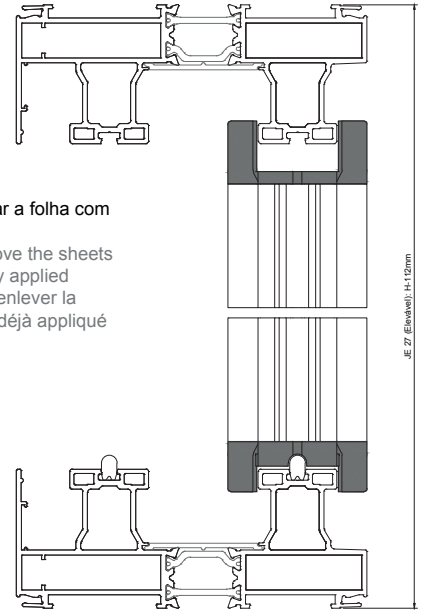
REF. 212053
CONJUNTO Nº2 TOPO JE-27
(3 / 4 FOLHAS-Não Elevável)
KIT N.2 END-CAP JE 27
KIT N.2 EMBOUT JE 27



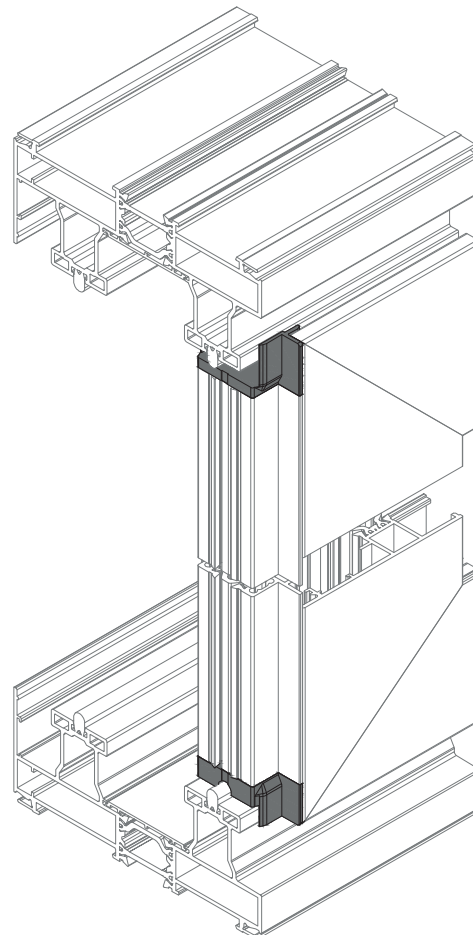
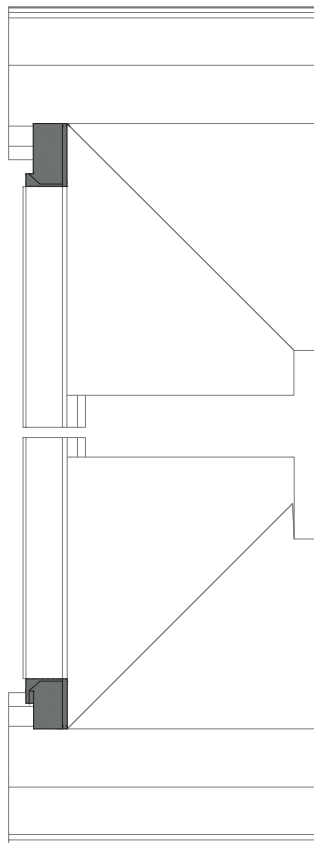
NOTA: Não permite colocar/retirar a folha sem retirar primeiro o perfil JE 27
NOTE: Does not allow the sheet to be placed/removed without first removing the JE 27 profile
NOTE : Ne permet pas d'insérer/enlever la vantail sans avoir préalablement enlevé le profilé JE 27



REF. 212051
CONJUNTO Nº1 TOPO JE-27
(3 / 4 FOLHAS-Elevável)
KIT N.1 END-CAP JE 27
KIT N.1 EMBOUT JE 27

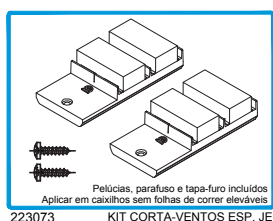
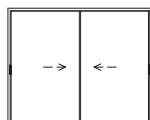


NOTA: Permite colocar/retirar a folha com o perfil JE 27 já aplicado
NOTE: Allows to place/ remove the sheets with the JE 27 profile already applied
NOTE : permet de d'insérer/enlever la vantail avec le profilé JE 27 déjà appliqué

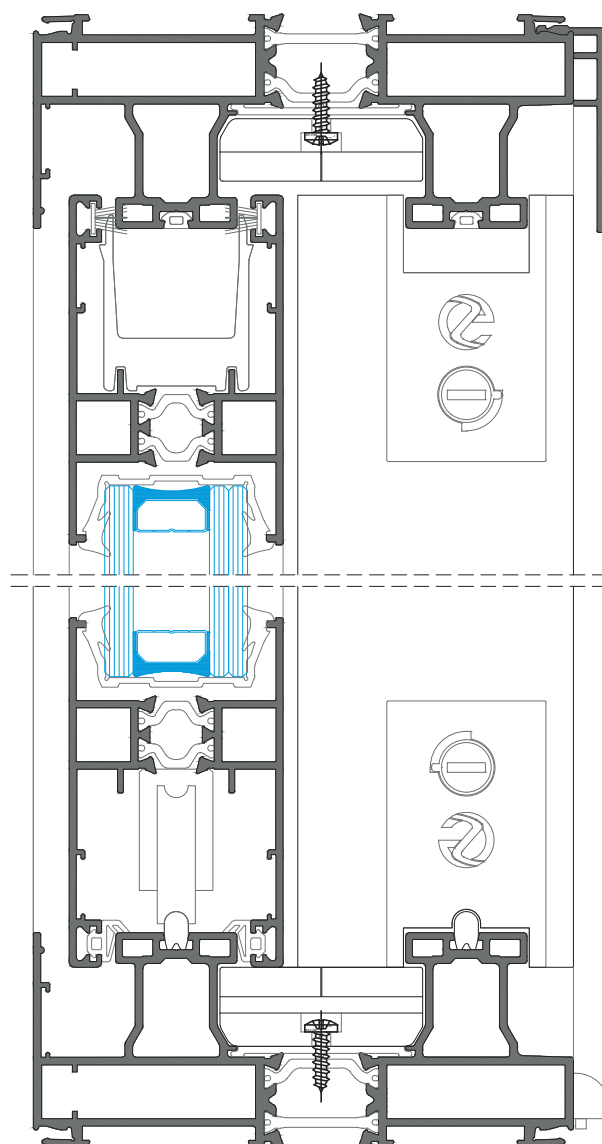
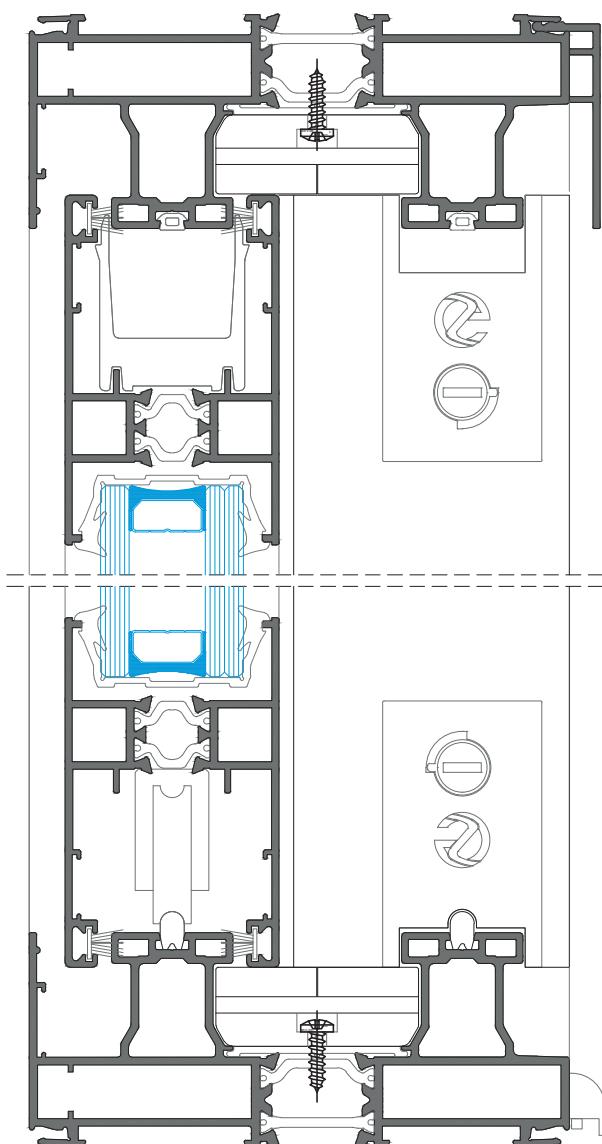
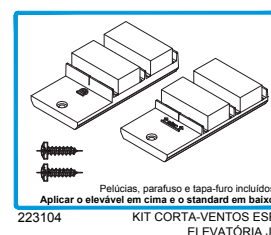
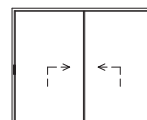


APLICAÇÃO DOS KITS CORTA-VENTO JE JE CENTRAL PILE SEAL KITS APPLICATION APPLICATION DES KITS PIÈCE D'ÉTANCHÉITÉ JE

APLICAÇÃO DOS KITS CORTA-VENTO - FERRAGEM MULTIPONTO JE CENTRAL GASKET KITS APPLICATION - MULTIPOINT HARDWARE APPLICATION DES KITS PIÈCE D'ÉTANCHÉITÉ JE - SERRURE MULTIPOINT

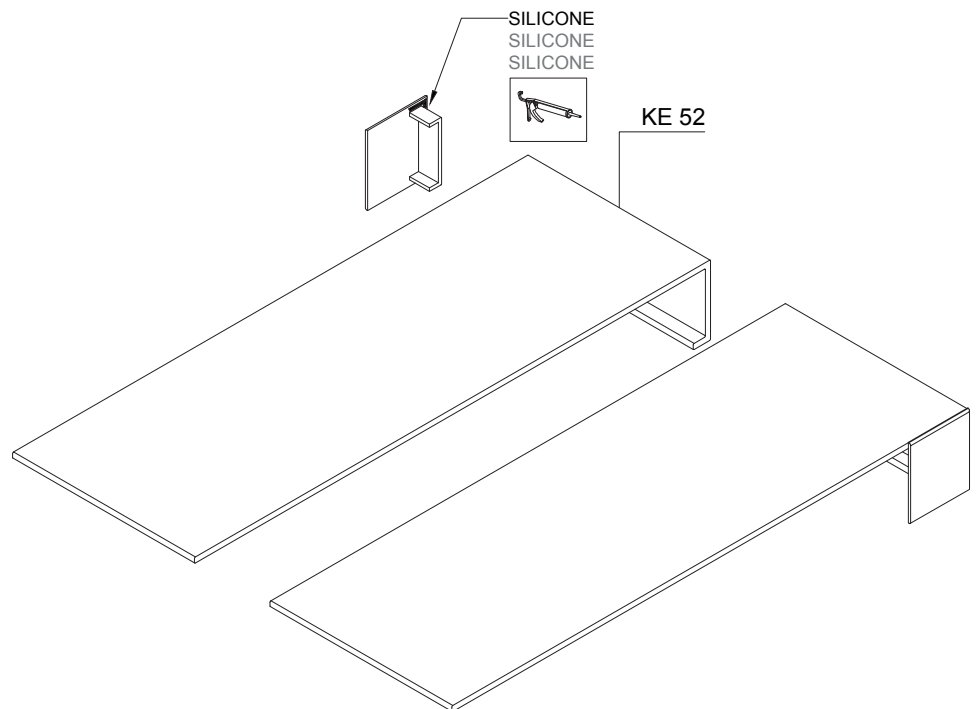
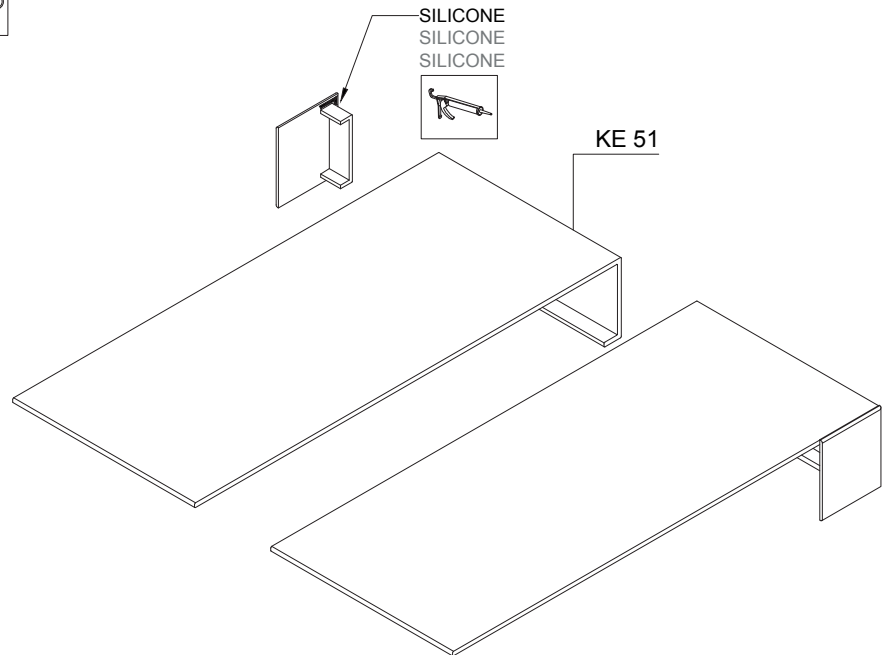



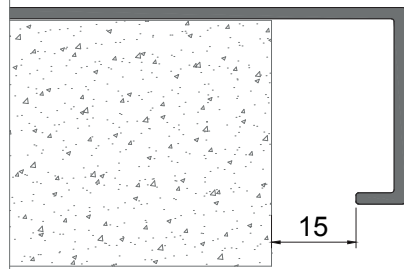

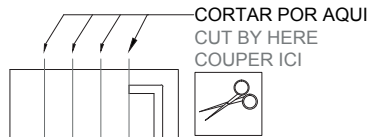
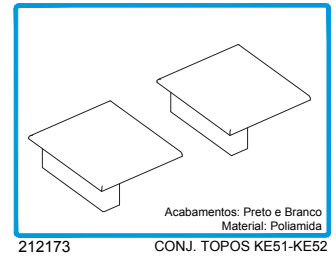


APLICAÇÃO DOS KITS CORTA-VENTO JE - FERRAGEM ELEVATÓRIA JE CENTRAL GASKET KITS APPLICATION - LIFTING HARDWARE APPLICATION DES KITS PIÈCE D'ÉTANCHÉITÉ JE - SERRURE ÉLEVATOIRE

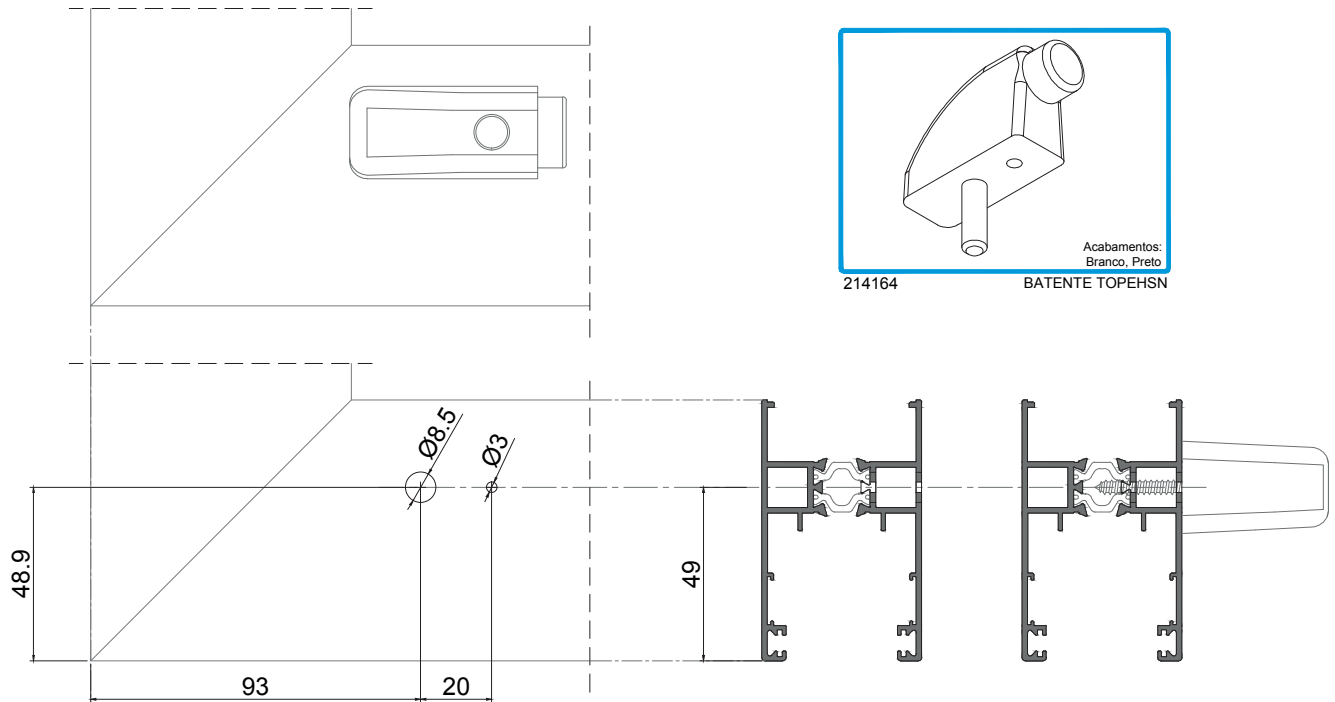


PORMENORES DE APLICAÇÃO DO CONJ. TOPOS KE51-KE52
KE51-KE52 END-CAPS KIT APPLICATION DETAILS
DÉTAILS DE L'APPLICATION DE KIT D'EMBOUTS KE51-KE52

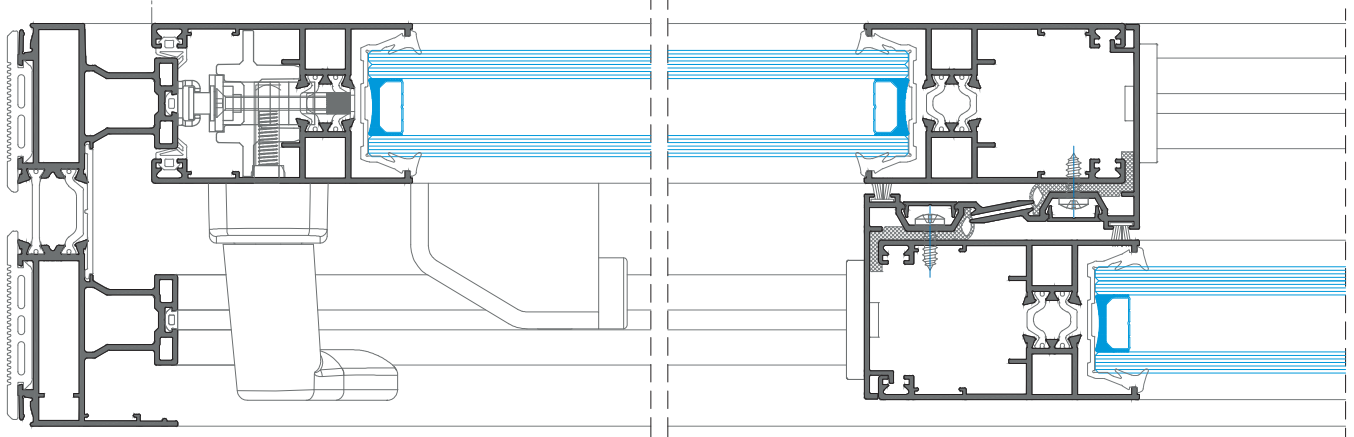
Os topos deverão ser cortados de acordo com o afastamento do perfil à parede.
The end-caps must be cut according to the distance from the profile to the wall.
Les embouts doivent être coupés en fonction de la distance entre le profilé et le mur.



APLICAÇÃO DO LIMITADOR DE ABERTURA TOPEHSN - PARA FERRAGEM ELEVATÓRIA
TOPEHSN OPENING LIMITER APPLICATION - FOR LIFTING HARDWARE
APPLICATION DU LIMITEUR D'OUVERTURE TOPEHSN - POUR SERRURE ÉLEVATOIRE

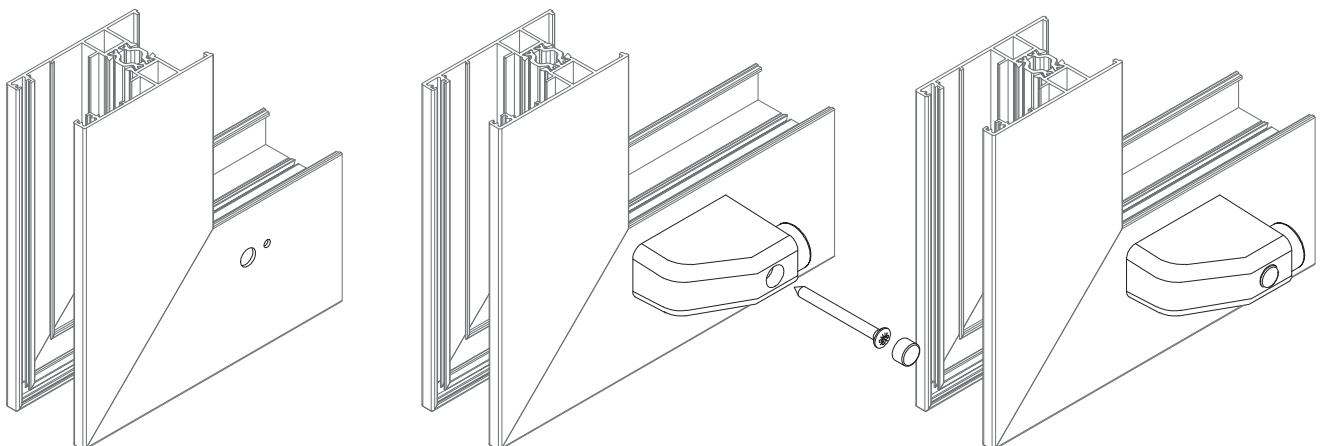


Medida aconselhável para a furação não coincidir em cima do esquadro
Measurement recommended for drilling not to coincide on top of the square
Mesure conseillée pour que le perçage ne coïncide pas sur le dessus du carré

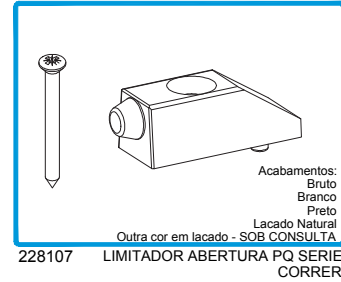
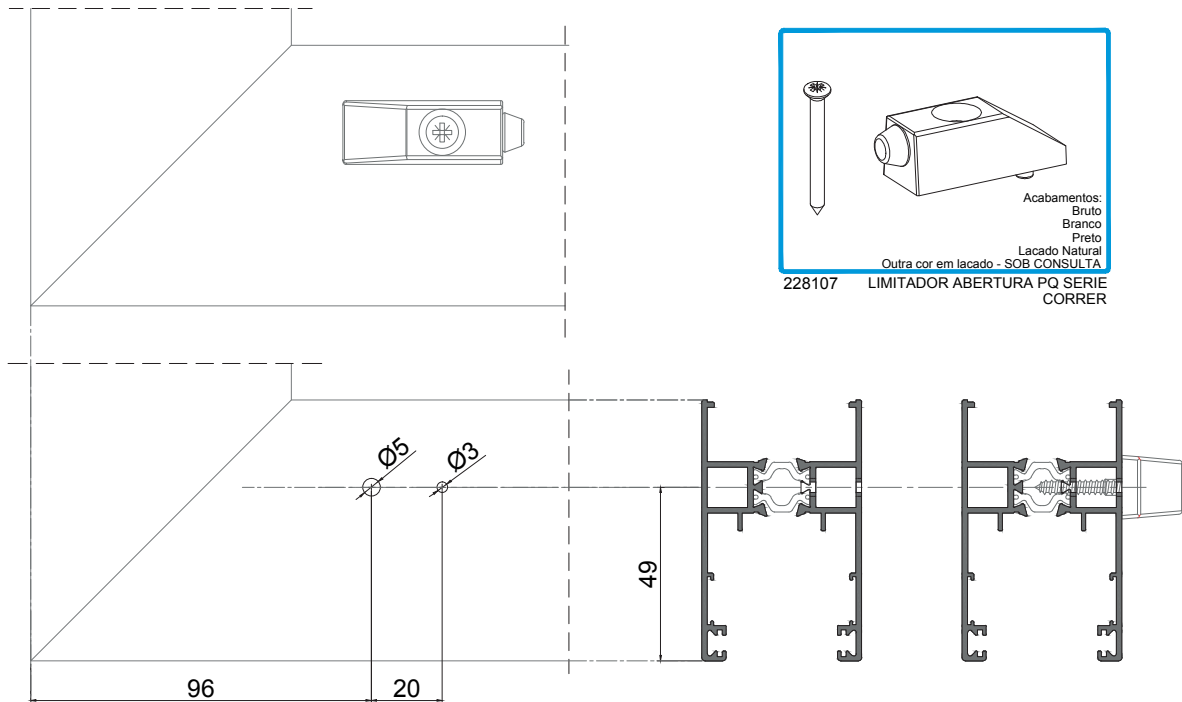


1.1 Fazer um furo de Ø8.5mm e outro de Ø3mm às distâncias recomendadas
Drill a hole of Ø8.5mm and another of Ø3mm at recommended distances
Percez un trou de Ø8.5mm et un autre de Ø3mm aux distances recommandées

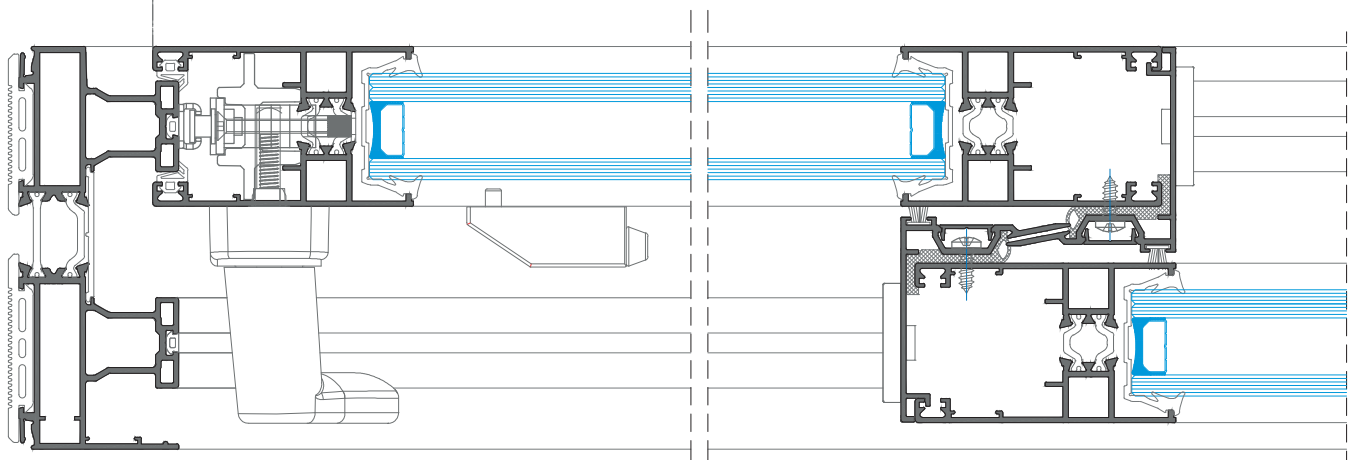
1.2 Fixar o batente TopeHSN
Attach the limiter TopeHSN
Fixer le limiteur TopeHSN



APLICAÇÃO DO LIMITADOR DE ABERTURA PQ SERIE CORRER - PARA FERRAGEM MULTIPONTO
PQ SLIDING OPENING LIMITER APPLICATION - FOR MULTIPOINT HARDWARE
APPLICATION DU LIMITEUR D'OUVERTURE PQ COULISSANT - POUR SERRURE MULTIPOINT

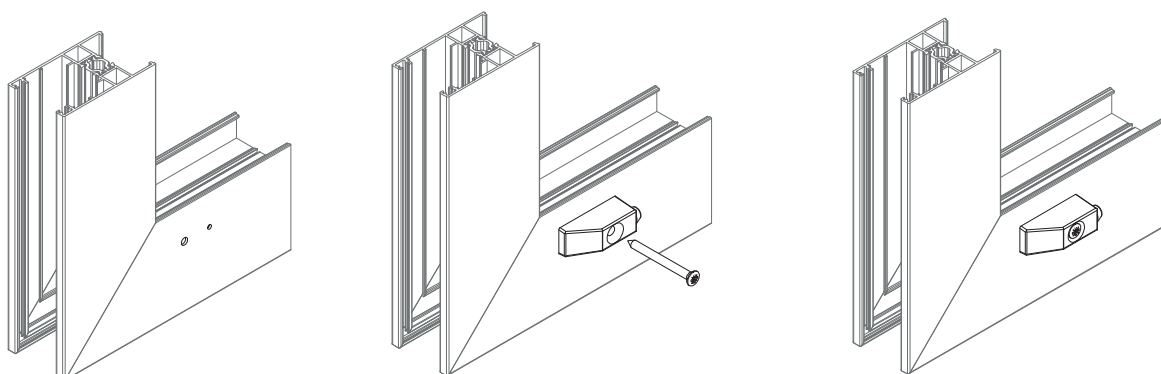


Medida aconselhável para a furação não coincidir em cima do esquadro
 Measurement recommended for drilling not to coincide on top of the square
 Mesure conseillée pour que le perçage ne coïncide pas sur le dessus du carré



1.1 Fazer um furo de Ø3mm e outro de Ø5mm às distâncias recomendadas
 Drill a hole of Ø3mm and another of Ø5mm at recommended distances
 Percez un trou de Ø3mm et un autre de Ø5mm aux distances recommandées

1.2 Fixar o batente Limitador PQ série correr
 Attach the PQ sliding limiter
 Fixer le limiteur PQ coulissant



COLOCAÇÃO DOS VIDROS NO CAIXILHO

GLAZING PLACEMENT IN FRAME

MISE DES VERRES DANS LE CHÂSSIS

Função dos Calços | Shims Function | Fonction des cales

Calços de Suporte (ou apoio) (C1) | Support shim | Cale d'assise:

Servem para transmitir o peso do vidro ao caixilho
Used to transmit the weight of the glass to the frame
Elles transmettent le poids du vitrage au châssis

Calços Periféricos | Hanger shim | Cale périphérique:

Colocados no fundo da gola, evitam o desliz do vidro no seu plano, nomeadamente durante a manobra dos batentes, e contribuem, na maior parte dos casos (calços ajustados C2), para manutenção da esquadria dos aros móveis.

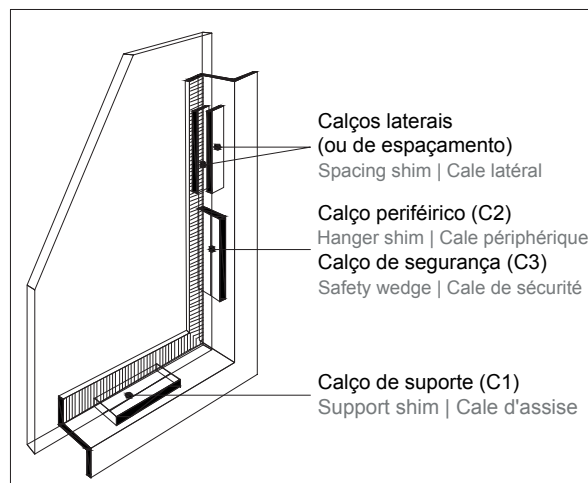
Outros calços periféricos designados por calços de segurança (C3), evitam um contato eventual entre vidro e fundo da gola durante os movimentos pontuais de abertura e fecho.

Placed in the bottom of frame to prevent the glass from sliding and ensure squareness of the frame, mainly when the sash are being manoeuvred, and contribute, in most cases (adjusted shims C2), to maintaining the squareness of the mobile frames.

Other peripheral wedges called safety wedges (C3), avoid a possible contact between the glass and the bottom of the frame during the occasional opening and closing movements.

Mises en fond de feuillure, elles évitent le glissement du vitrage dans son plan, notamment lors des manœuvres des vantaux, et contribuent, dans la plupart des cas (cales ajustées C2), au maintien de l'équerrage des châssis mobiles.

D'autres cales périphériques, appelées cales de sécurité (C3), évitent un éventuel contact entre le verre et le flanc de feuillure lors des mouvements occasionnels d'ouverture et de fermeture.



Calços Laterais | Spacing shim | Cale lateral:

Asseguram uma espessura regular dos masticos servindo de estanquicidade e transferindo para o caixilho as solicitações perpendiculares ao plano do vidro. Estes calços laterais não são necessários no caso de uso de perfis de borracha, ou, segundo o DTU 39, quando a pressão exercida nos acessórios de estanquicidade não exceda um certo limite descrito nesta norma.

They assure a regular thickness of the mastics serving of watertightness and transferring to the frame the perpendicular requests to the plane of the glass. These spacing shims are not necessary when using rubber profiles, or, according to the DTU 39, when the pressure exerted on the tightness accessories does not exceed a certain limit described in this standard.

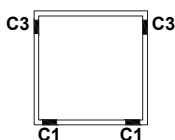
Ils assurent une épaisseur régulière des mastics en servant d'étanchéité et en transférant sur le cadre les sollicitations perpendiculaires au plan du verre. Ces cales latérales ne sont pas nécessaires en cas d'utilisation de profilés en caoutchouc ou, selon le DTU 39, lorsque la pression exercée sur les accessoires d'étanchéité ne dépasse pas une certaine limite décrite dans la présente norme.

Dimensões dos calços | Shims dimensions | Dimensions des cales

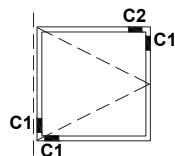
	Calços de Suporte Support shim Cale d'assise	Calços Periféricos Hanger shim Cale périphérique	Calços Laterais Spacing shim Cale lateral
Largura Width Largeur	Necessária para que a totalidade da espessura do vidro repouse sobre os calços. Na prática, no mínimo igual à espessura aumentando de uma tolerância lateral Necessary for the entire thickness of the glass to lie on the shims. In practice, at least equal to the thickness by increasing a lateral tolerance Telle que là totalité de l'épaisseur du vitrage repose sur les cales. En pratique, au moins égale à l'épaisseur du vitrage augmentée d'unjeu latéral	Necessária para que a totalidade da espessura do vidro repouse sobre os calços Necessary for the entire thickness of the glass to lie on the shims. Telle que là totalité de l'épaisseur du vitrage repose sur les cales.	Necessária para que o calço não provoque descontinuidade na estanquicidade da junta Necessary so that the shim doesn't cause discontinuity in the joint tightness Telle que la cale n'engendre pas de discontinuité dans l'étanchéité du joint
Comprimento Length Longueur (mm)	<ul style="list-style-type: none"> em madeira: l = 10 x S * em Neoprene: l = 30 x S* em materiais sintéticos: segundo a resistência à compressão para as temperaturas compreendidas entre -20° e +55° mais ou menos igual a 50mm <p>in synthetic materials: according to the compression strength for temperatures between -20° and +55° ± equal to 50mm en matériaux synthétiques : selon la résistance à la compression pour des températures comprises entre -20° et +55° ± égal à 50mm</p> <p>* superfície do vidro em m² glass surface in m² surface vitrée en m²</p>	Pelo menos igual a 50mm At least equal to 50mm Au moins égale à 50 mm	Pelo menos igual a 50mm At least equal to 50mm Au moins égale à 50 mm
Espessura Thickness Épaisseur	Pelo menos igual à tolerância mínima At least equal to the minimal tolerance Au moins égale à la tolérance minimale	Pelo menos igual ao jogo mínimo At least equal to the minimum set Au moins égale au jeu minimal	Ligeiramente inferior ao jogo lateral Slightly inferior to lateral set Légèrement inférieur au jeu latéral
Dureza Hardness Dureté	70 a to à 95 DIDC	50 a to à 70 DIDC	50 a to à 70 DIDC

Instalação dos calços | Shims Installation | Installation des cales

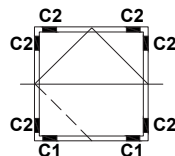
Caixilho fixo
Fixed frame | Châssi fixe



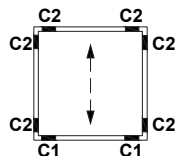
Caixilho à francesa
Casement | Overture à battant



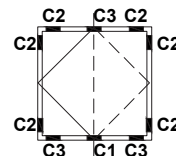
Caixilho pivotante horizontal
Horiz. pivoting | Pivot horizontal



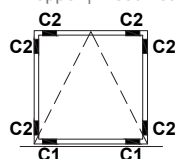
Caixilho de guilhotina
Guillotine | Guillotine



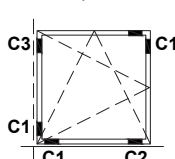
Caixilho pivotante eixo central
Central pivoting | Pivotante central



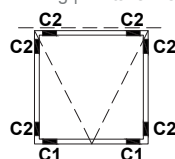
Caixilho basculante
Hopper | À soufflet



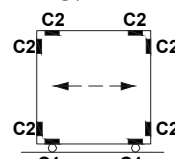
Caixilho oscilo-batente
Tilt-and-turn | Oscillo-battant



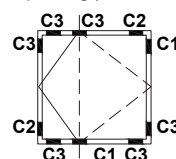
Caixilho projetante
Awning | À l'italienne



Caixilho de correr
Sliding | Coulissant



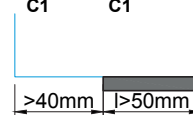
Caixilho pivotante eixo não central
Off-center pivoting | Pivot décentralisé



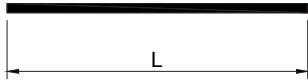
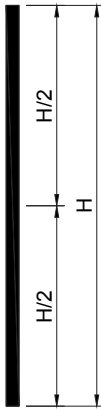
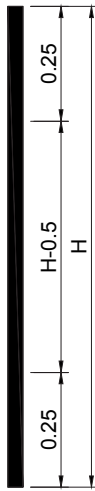
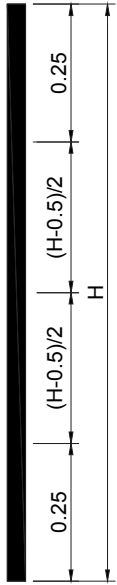
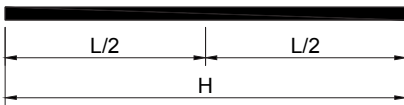
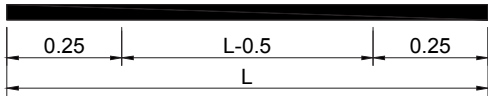
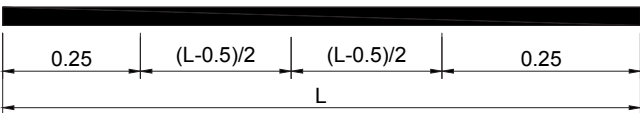
Posicionamento dos calços de suporte e dos calços periféricos

Support shims and Hanger shims positioning

Positionnement des cales d'assise et des cales périphérique



FIXAÇÃO DOS CAIXILHOS EM OBRA
FRAMES FIXING
FIXATION DES CHÂSSIS

<p>$L \leq 0,9m$</p>  <p>Nenhuma Fixação No fixations Pas des fixations</p>	<p>$H \leq 0,65 m$</p>  <p>1 Fixação 1 Fixation 1 Fixation</p>	<p>$0,65m < H \leq 1,45m$</p>  <p>2 Fixações 2 Fixations 2 Fixations</p>	<p>$1,45m < H \leq 2,45m$</p>  <p>3 Fixações 3 Fixations 3 Fixations</p>
<p>$0,9m < L \leq 1,6m$</p>  <p>1 Fixação 1 fixation 1 fixation</p>			
<p>$1,6m < L \leq 2,4m$</p>  <p>2 Fixações 2 fixations 2 fixations</p>			
<p>$2,4m < L \leq 3,2m$</p>  <p>3 Fixações 3 fixations 3 fixations</p>			
<p>$L > 3,2m$</p> <p>1 Fixação a mais por cada trecho suplementar de 0,8m 1 Extra fixation for each additional section of 0,8m 1 Fixation plus pour chaque section supplémentaire de 0,8m</p>			

ATUALIZAÇÕES REALIZADAS NESTA VERSÃO	
UPDATES DONE IN THIS VERSION LES MISES À JOUR EFFECTUÉES DANS CETTE VERSION	
1	Colocação e retificação das referências dos tubos nas tipologias de galandage Placement and rectification of pipe references in the galandage typologies Placement et rectification des références des tubes dans les typologies de galandage
2	Inseridos os perfis certificados QB Inserted the QB certified profiles Insertion des profilés certifiés QB
3	Acrescentado o esquema e maquinação para Fecho de Embutir Slim Added the layout and machining for Slim Concealed Lock Ajout de la mise en page et de l'usinage pour le Serrure d'emcantrée Slim
4	Acrescentada a informação sobre os novos kits de corta-vento especiais/elevatória Added information on new special/lifting central gasket kits Ajout d'informations sur les nouveaux kits pièce d'étanchéité spécial/élévatoire
5	Inserido o Conjunto Topos para Canto JE JE Corner End-cap Set inserted Insertion d'un kit d'Embouts pour Angle JE
6	Corrigido o código do CREMONE MULTIP. COM CHAVE (estava 200161 e é 200167) Corrected the code of the CREMONE MULTIP. COM CHAVE (was 200161 and is 200167) Corrigé le code du CREMONE MULTIP. CHAVE COM (était 200161 et est 200167)
7	Corrigida a tipologia de canto com tubos Corrected the corner typology with tubes Corrigé du typologie d'angle avec tubes
8	Inserido o TOPO JE 35 JE 35 End-cap inserted Insertion d'Embout JE 35
9	Substituída a ferragem multiponto com chave 1600 pela 1800 1600 Multipoint hardware with key replaced for the 1800 Serrure multipoints avec clé 1600 remplacée par 1800

Este Catálogo Técnico poderá sofrer alterações por motivos técnicos, sem aviso prévio.

Qualquer encomenda deverá ser sujeita a confirmação dos nossos serviços.

A publicação do presente catálogo técnico anula qualquer versão prévia em vigor, sendo válida até nova atualização.

This Technical Catalogue might be subjected to changes due to technical reasons, without previous warning.

All orders must pass through the confirmation of our technical services.

The publication of this technical catalogue cancels any previous version in use, and is valid until a new update.

Ce Catalogue Technique pourra être modifié sans pré avis de notre part, due à des raisons techniques.

Toute commande devra être confirmée par nos services.

La publication de ce catalogue technique annule toute version antérieure en vigueur, et est valable jusqu'à une nouvelle mise à jour.



Licença nº 1411 - ALFA SUL



Licença nº 1406 - SOSOARES
Licença nº 1411 - ALFA SUL



Licença nº 809 - SOSOARES
Licença nº 817 - PORTALEX

ALFA SUL

EN Lisboa-Sintra Km 14
2725-937 Mem Martins

T +351 219 265 090 | F +351 219 265 098
E alfa.sul@sosoares.pt

ALULIDER

Pavilhão Industrial H - Plataforma 13D
Zona Franca Industrial
9200-047 Caniçal - Madeira

T +351 291 960 494 | F +351 291 960 497
E alulider@sosoares.pt

PORTALEX

Estrada de S. Marcos, 23
2735-521 Cacém

T +351 210 412 500 | F +351 210 412 507
E comercial@portalex.eu

SOSOARES

Rua do Campo Alegre, 474
4150-170 Porto

T +351 226 096 709 | F +351 226 005 642
E comercial@sosoares.pt

www.sosoares.pt
www.portalex.eu