OS FLOW

sistema minimalista de correr por levitação magnética com corte térmico
minimalist magnetic sliders system with thermal break
système minimalist coulissant à roulements magnétiques à rupture de pont thermique

I

ÍNDICE

TABLE OF CONTENTS | TABLE DE MATIÈRES

Apresentação — Cap. I
Presentation
Présentation

Listagem de perfis — Cap. II
Profiles list
Liste des profilés

Listagem de acessórios — Cap. III
Accessories list
Liste d'accessoires

Tipologias e mapas de quantidades — Cap. IV
Typologies and quantity maps
Typologies et cartes des quantités

Maquinações, cortes e fresagens — Cap. V
Machinings, cuts and millings
Usinages, coupes et fraisages

Montagens — Cap. VI
Assemblies
Assamblages

Anotações — Cap. VII
Annotations
Remarques

I

APRESENTAÇÃO

PRESENTATION | PRÉSENTATION

sistema minimalista de correr por levitação magnética com corte térmico
minimalist magnetic sliders system with thermal break
système minimalist coulissant à roulements magnétiques à rupture de pont thermique

OS-FLOW é uma solução de levitação magnética que permite o movimento das folhas através de um sistema integrado na soleira. Este novo sistema utiliza a tecnologia de levitação para simplificar o movimento dos vãos de grandes dimensões. A folha desliza em suspensão magnética sobre o rail, substituindo o rolamento mecânico tradicional. Resultado: possibilidade de substituição do sistema motorizado pela OS-FLOW que facilita a utilização de folhas mais pesadas, sem recorrer a eletricidade e eletrónica. Com a inclusão do novo acessório soft-close, a folha abranda no segmento final e fecha suavemente.

The minimalist sliding system rose as an answer to new architectural trends intending to combine the maximum transparency with the minimum structural view.in all its sill versions: Standard, Concealed with aluminium cover and Concealed with continuous flooring. Combined with the motorized opening system, the OS-D^{+} System allows the design of frames of large dimensions, allowing as such an extra area of glazing.
The thermally enhanced OS-D^{+}Perimetral variant involves the application of thermal profiles to the frames, thereby enhancing and optimising the system's thermal performance

Spécialement conçu pour les grandes portées le système minimal coullissant apporte une solution aux nouvelles tendances architecturales qui cherchent à conjuguer le maximum de transparence avec une vue structurelle minimale dans toutes ses versions de seuil: Standard, Caché avec capot en aluminium ou Caché avec revêtement sol continu. La combinaison avec le système d'ouverture motorisé permet au système OS-D^{+} de concevoir des ouvertures de dimensions considérables, ce qui permet un espace supplémentaire de vitrage.
La variante OS-D^{+}Perimetral à performances thermiques améliorées consiste à appliquer des profilés thermiques aux châssis, ce qui permet d'améliorer et d'optimiser les performances thermiques du système.

Neste catálogo são apresentados os elementos específicos referentes a este sistema.
Para identificação dos restantes perfis e acessórios, consultar o catálogo técnico do sistema OS-T+

This catalogue presents the specific components relating to this system.
For the identification of the remaining profiles and accessories, please consult the OS-T system technical catalogue

Ce catalogue présente les composants spécifiques à ce système.
Pour identifier les autres profilés et accessoires, consultez le catalogue technique du système OS-T

II

LISTAGEM DE PERFIS

PROFILES LIST | LISTE DES PROFILÉS

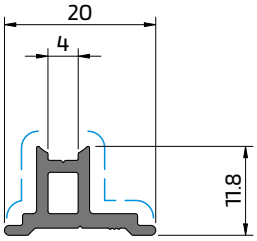

VO 62
Perfil guia inferior OS TRIPLE
Lower guide profile | Profile guide inferieur

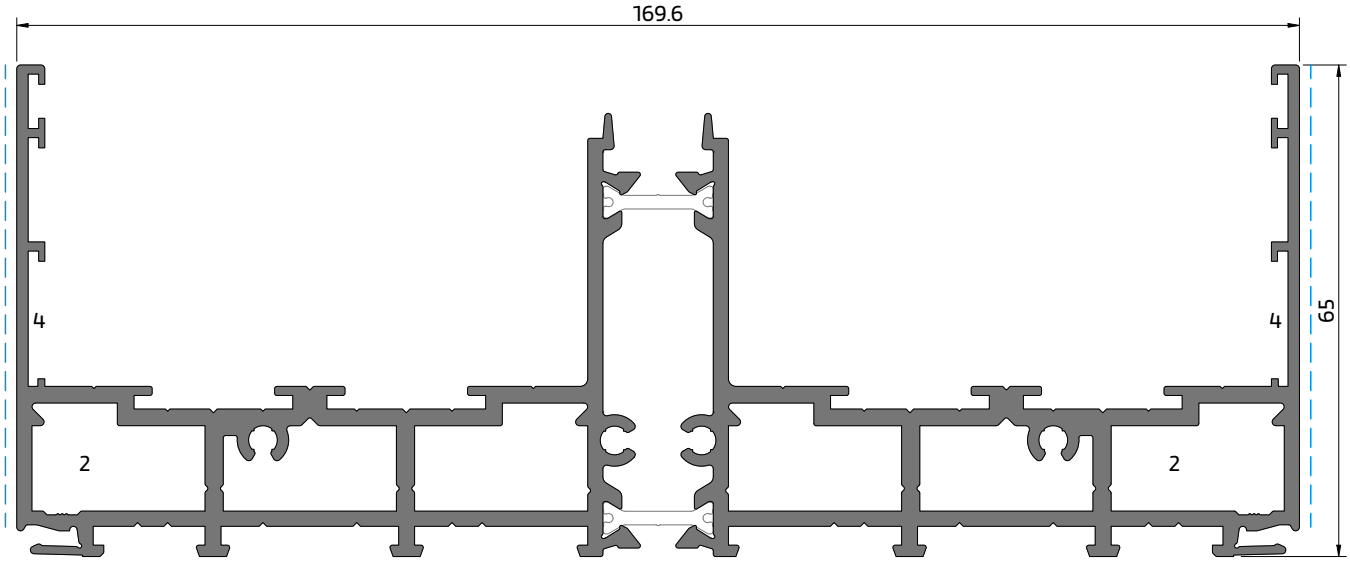

VO 70
Perfil soleira p/ carrinhos magnéticos OS TRIPLE
Concealed sill cover | Capot pour seuil cachée

Para identificação dos restantes perfis e acessórios, consultar o catálogo técnico do sistema OS-T
For the identification of the remaining profiles and accessories, please consult the OS-T system technical catalogue
Pour identifier les autres profilés et accessoires, consultez le catalogue technique du système OS-T

Tratamento de superfície | Surface treatment | Traitement de surface
PB | PM | EF | EM — PB | EF | EM — PB | PM | EM — PB
Para mais informações, consultar Catálogo de Cores Anodizados
For further information, consult the Anodised Colours Catalogue | Pour plus d'informations, veuillez consulter le Catalogue des Couleurs Anodisées

LISTA DE ESQUADROS
CORNER CLEATS LIST | LISTE D'ÉQUERRES

2 - ESQUADRO | BRACKET | EQUÉRRE 18-2210-D (Ref. 205172)

4 - CANTO ALINHAMENTO | ALIGNMENT CORNER | ANGLE D'ALIGNEMENT OS Nº2 (Ref. 213018)

III

LISTAGEM DE ACESSÓRIOS
ACCESSORIES LIST | LIST D'ACCESSOIRES

ACESSÓRIOS
ACCESSORIES | ACCESSOIRES

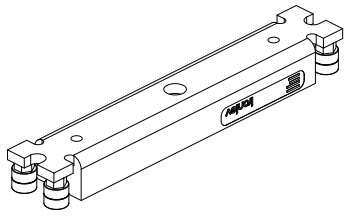

Peso máximo: 25Kg/carrinho
125Kg/ml

205005 CARRINHO MAGNETICO OS

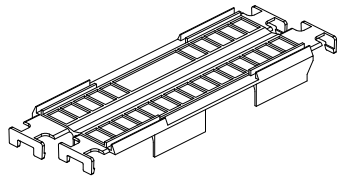

Acabamento: Azul

230231 SUPORTE DUPLO CARRINHOS MAGNETICO OS

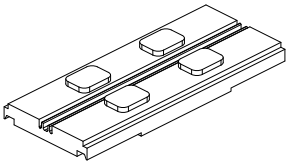

Material: Poliamida | Acabamento: Preto

218141 CALÇO OS MAGNETICO OS-TRIPLE

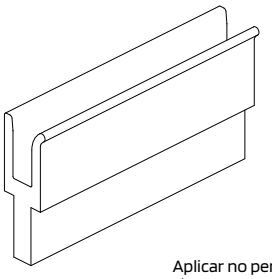

Aplicar no perfil VO24
Material: ABS | Acabamento: Preto

218242 CALÇO EXTENSOR OS FLOW

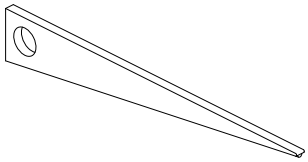

228221 FERRAMENTA CARRINHO MAGNETICO OS

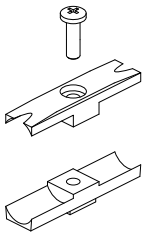

Para unir as Guias ferro 9mm
Material: Inox

212409 CONJ. PEÇAS LIGAÇÃO GUIA FERRO 9MM

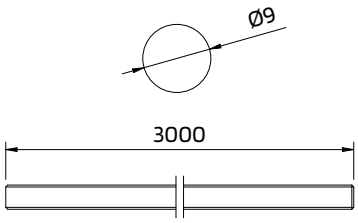

Comprimento: 3m
Material: Ferro

207088 GUIA FERRO 9MM (3M)

Fita dupla face 3mmx 0,6mm
Rolo 33m

221112 FITA BIADESIVA 3X0,6MM (33M)

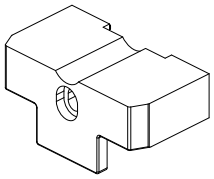

Utilizar com os aros laterais SO 08, 17 e 18
Parafuso M5x35 não incluído
Material: ABS | Acabamento: Preto

210307 TOPO LATERAL SUP. Nº 1 OS FLOW

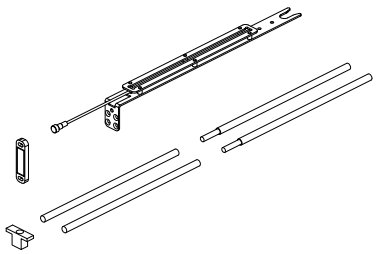

201143 FECH. SUAVE MAGNET. OS T 0-300KG
201144 FECH. SUAVE MAGNET. OS T 301-600KG
201145 FECH.SUAVE MAGNET. OS T 601-1000KG

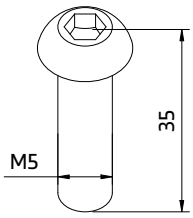

Para fixar o Topo lateral sup. nº 1 OS-Flow (Ref. 210307)
Material: Inox | Acabamento: Inox

290118 PARAFUSO ISO7380 M5X35 INOX A2

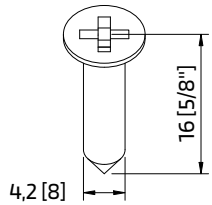

Para fixar a peça magnética do Fecho suave magnético OS T
Material: Inox | Acabamento: Inox

290077 PARAF. DIN7982 PH 4,2x16 INOX A2

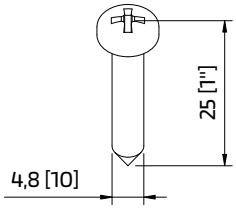

Para fixar Reforço de fixação do Fecho suave magnético OS T
Material: Inox | Acabamento: Inox

290171 PARAFUSO CQ 1x10 INOX

IV

TIPOLOGIAS E MAPA DE QUANTIDADES

TYPOLOGIES AND QUANTITY MAPS | TYPOLOGIES ET CARTES DE QUANTITÉS

JANELA DE CORRER 2 FOLHAS - COM PERFIL OS 28

2 SASHES SLIDING WINDOW - WITH OS 28 PROFILE

FENÊTRE COULISSANT 2 VANTAUX - AVEC PROFILÉ OS 28

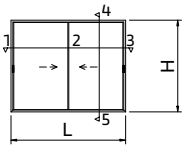

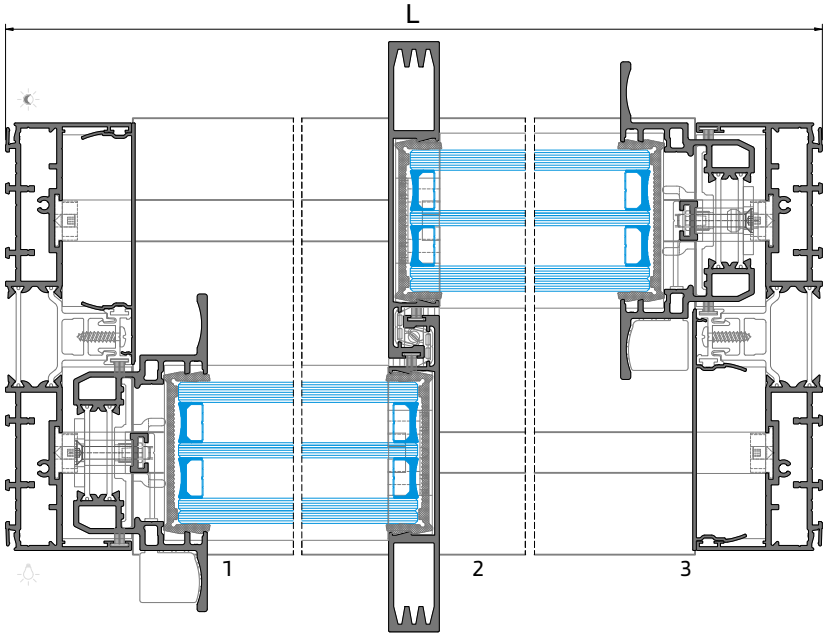

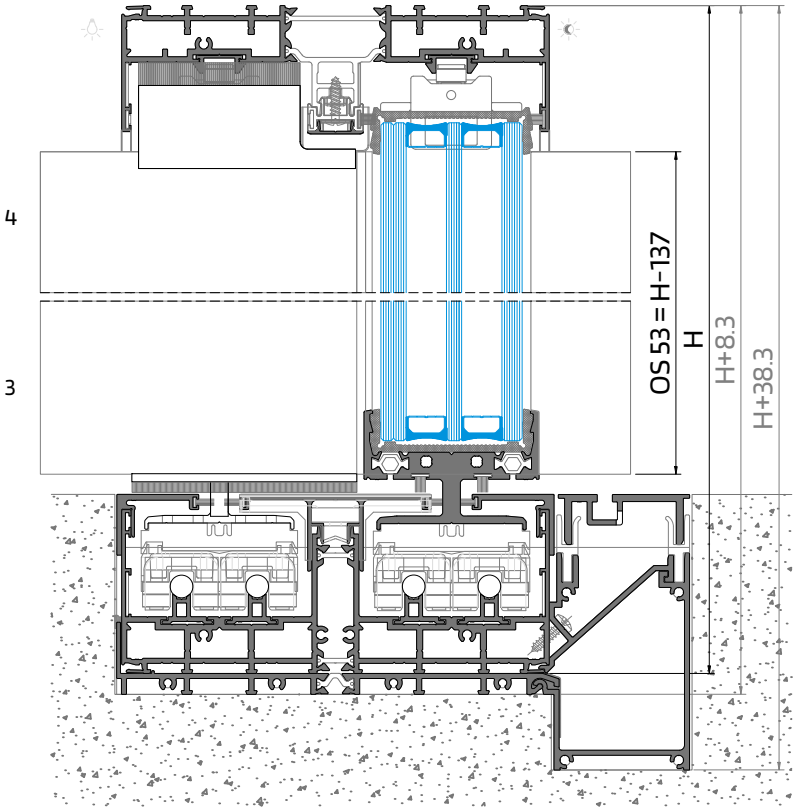

JANELA DE CORRER 2 FOLHAS - COM PERFIL OS 28
2 SASHES SLIDING WINDOW - WITH OS 28 PROFILE
FENÊTRE COULISSANT 2 VANTAUX - AVEC PROFILÉ OS 28

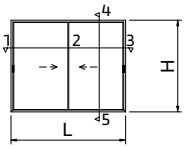

PERFIS | PROFILES | PROFILÉS

CÓDIGO CODE	DESIGNAÇÃO DESIGNATION | NOMINATION	CORTE HORIZ. HORIZONT. DETAIL DÉTAIL HORIZONT.	CORTE VERT. VERTICAL DETAIL DÉTAIL VERTICALE OS 38	QUANT. QUANTITY QUANTITÉ	CORTE CUT COUPÉ
VO 41	ARO FIXO | FIXED FRAME | DORMANT	L	H	1+2	
VO 70	SOLEIRA OS TRIPLE SILL | SEUIL	L	-	1	
SO 18	ARO MÓVEL LATERAL | MOBILE FR. | OUVRANT	-	H-135	2	
OS 53	ARO MÓVEL CENTRAL | MOBILE FR. | OUVRANT	-	H-137	2	
SO 30	VARETA | ROD PROFILE | TIGE	-	H-335	2	
OS 28	ARO MÓVEL | MOBILE FR. | OUVRANT	(L/2)-73	-	2	
VO 53 VO 71	PERFIL REMATE | PROFILE | PROFILÉ (OS 28)	[(L/2)-23]/2	-	8	
VO 54	PERFIL REMATE | PROFILE | PROFILÉ (OS 28)	[(L/2)-23]/2 [(L/2)-44]/2	- -	2 2	
VO 62	PERFIL GUIA INF | LOWER GUIDE PROFILE | PROFILE GUIDE INFÉRIEUR	L-46	-	4	
OS 35	GUIA SUP. | UPPER GUIDE | GUIDE SUPÉRIEUR	L-46	-	2	
OS 70	TAMPA DE CANAL TRACK COVER | PROFILE CACHE CANAL	-	H-95	2	
OS 95	POLIAMIDA | POLYAMIDE | POLYAMIDE	(L/2)-50	H-74	1+2	
OS 30	PERFIL REMATE | PROFILE | PROFILÉ	(L/2)-65	-	1	
SO 86	PERFIL SOLEIRA SILL PROFILE | PROFILÉ DE SEUIL	L	-	1	
SO 25	PERFIL CALEIRA DRAINAGE CHANNEL | GOUTTIÈRE DE VIDANGE	L-5	-	1	
VO 36	TAMPA DE CALEIRA | DRAINAGE CHANNEL GRID | GRILLE POUR GOUTTIÈRE DE VIDANGE	L-5	-	1	
VO 24	PERFIL FIXAÇÃO TAMPA | DRAINAGE CHANNEL GRID FIX. PROF. | PROF. FIXATION GRILLE	(1)			

(1) Peças com 400mm, aplicadas aproximadamente a cada 800mm | Pieces 400mm long, applied approximately every 800mm | Pièces de 400 mm, appliquées à environ tous les 800 mm

ACESSÓRIOS | ACCESSORIES | ACCESSOIRES

CÓDIGO CODE	DESIGNAÇÃO DESIGNATION | NOMINATION	QUANTIDADE QUANTITY | QUANTITÉ
205161	CARRINHO-GUIA OS SUPERIOR Nº3 UPPER-GUIDE ROLLLER BEARING N.3 | ROULEAU-GUIDE SUPÉRIEUR N.3	4
205172	ESQUADRO 18-2210-D | BLOCKING BRACKET | ÉQUERRE	8
213018	CANTO ALINHAMENTO OS N.2 | ANGLE | ANGLE	8
204026	ESQUADRO 9.8x46.5-C | BLOCKING BRACKET | ÉQUERRE	4
202323	CONTRA-FECHO OS INOX C/ AFINAÇÃO Nº2 COUNTER-LOCK BRACKET | CONTRE-FERMETURE SUPPORT	6
213220	AMORTECEDOR OS N.3 | SHOCK ABSORBER | AMORTISSEUR	4
201126	FECHO LATERAL OS TRIPLE Nº4 | N.4 LATERAL LOCK | SERRURE LATÉRALE N.4	2
280049	TESTA LARGA OS-TRIPLE P/FECHO OS N.2 | STRIKING PLATE | GÂCHE	6
215046	PEÇA AJUSTE P/FECHO LAT OS TRIPLE N.4 | ADJUSTEMENT PIECE | PIÉCE DE REGLAGE	8
228167	MOLA PARA RETENÇÃO DE FECHO OS Nº2 OS LOCK RETAINER SPRING | RESSORT DE RETENUE POUR FERMUTURE OS	2
210984	TOPO CENTRAL Nº15 OS-T SOL OCULTA ESQUERDO CENTRAL Nº15 LEFT END-CAP | EMBOUT CENTRAL Nº15 GAUCHE	2
212434	TOPO CENTRAL Nº12 OS-T DIREITO CENT. Nº102 RIGHT END-CAP | EMBOUT CENT. Nº12 DROITE	2
210307	TOPO LATERAL SUP N1 OS T FLOW LAT OS FLOW END-CAP Nº1 | EMBOUT LAT OS T FLOW Nº1	2
210190	TOPO LAT. INF. 20mm Nº19 OS-V3 Sol. Invisível LAT. INF. 20mm Nº 19 END-CAP | EMBOUT LAT. INF. 20mm Nº 19 (OS 28)	2
212066	CONJUNTO TOPOS OS 61 OS 61 END-CAP KIT | KIT D'EMBOUT OS 61	2
213273	CORTA-VENTO OS SUPERIOR UPPER CENTRAL GASKET | PIÉCE D'ÉTANCHÉITE SUPÉRIEUR	1
213415	CORTA-VENTO SOL OCULTA OS 28 Nº2 CONCEALED CENTRAL GASKET | PIÈCE D'ÉTANCHÉITE CACHÉE (OS 28)	1
210268	GOTEIRA C/ VÁLVULA SVE | FLAP VALVE | CLAPET À VOLET	DIVERSOS DIVERSES | DIVERS
210265	GOTEIRA C/ VÁLVULA BOLA | BALL VALVE | CLAPET À BILLE	DIVERSOS DIVERSES | DIVERS
290020	PARAFUSO PAR 006 | SCREW | VIS	DIVERSOS DIVERSES | DIVERS
215194	CHAPA BLOQUEIO PELÚCIA PILE SEAL LOCK PLATE | PLAQUE DE VERROUILLAGE DE JOINT BROSSE	2
210510	TOPO BLOQUEIO PELÚCIA CV | PILE SEAL LOCK END-CAP CV | EMBOUT DE VERROUILLAGE DE JOINT BROSSE CV	2
212210	CONJ. TOPOS CAL./SOL. OS-T 2-RAIL | DRAINAGE CHANNEL/SILL OS-T 2-RAIL END-CAP KIT | KIT D'EMBOUT DE GOUTTIÈRE/SEUIL OS-T 2-RAIL	2
210604	TAPA FUROS P/ AMORTECEDOR OS N.3 | HOLE COVER FOR SHOCK ABSORBER N.3 | COUVERCLE DE TROU POUR AMORTISSEUR N.3	2
290118	PF ISO7380 M5x35 A2 | Screw | Vis	2
290077	PF DIN7982 PH 4,2x16 A2 | Screw | Vis	1

MAGNÉTICOS | MAGNETICS | ACCESSOIRES

CÓDIGO CODE	DESIGNAÇÃO DESIGNATION | NOMINATION	QUANTIDADE QUANTITY | QUANTITÉ
205005	CARRINHO MAGNÉTICO OS | MAGNETIC SLIDER | ROULEAU MAGNÉTIQUE	VARIÁVEL VARIABLE | VARIABLE
230231	SUPORTE DUPLO CARRINHO MAGNETICO OS | CAP MAGNETIC SLIDER| CAPOT DU ROULEAU MAGNÉTIQUE	= 1/2 Ref. 205005
218141	CALÇO OS MAGNETICO OS-TRIPLE | OS MAGNETIC EDGE| CALE OS MAGNÉTIQUE	= 1/2 Ref. 205005
207088	GUIA FERRO 9MM (3M) | LOWER GUIDE | GUIDE INFÉRIEUR	4L
221112	FITA BIADESIVA 3X0,6MM (3M) | DOUBLE SIDE TAPE | RUBAN ADHÉSIF DOUBLE FACE	4L
218242	CALÇO EXTENSOR OS FLOW | PART | Partie	4+2 un. por/ m VO 36 per/m | pour/m
*	FECHO SUAVE MAGNETICO OS T | Soft clousing | Fermeture douce	1 por folha per sash | pour vantail
212409	CONJ. PEÇAS LIG. GUIA FERRO9MM | SET of parts| Ensemble de pièces	2 por folha+x/3,00m per sash | pour vantail

* Opção | Option \| Option

VEDANTES | SEALENTS | JOINTS

CÓDIGO CODE	DESIGNAÇÃO DESIGNATION | NOMINATION	QUANTIDADE QUANTITY | QUANTITÉ
208458 ou | or | ou 208467	PELÚCIA 7x7 Cinza | PILE SEAL | JOINT BROSSE ou | or | ou PELÚCIA 7x7 Preta | PILE SEAL | JOINT BROSSE	2L
208460	PELÚCIA 7x7 S-F | PILE SEAL | JOINT BROSSE	6H
208597	PELÚCIA SRF 4X8X100 2P1M PILE SEAL | JOINT BROSSE (TOPO CENTRAL Nº12 e Nº15)	4un.
208458 ou | or | ou 208467	PELÚCIA 7x7 Cinza | PILE SEAL | JOINT BROSSE (OS 28) ou | or | ou PELÚCIA 7x7 Preta | PILE SEAL | JOINT BROSSE (OS 28)	2L
208468 ou | or | ou 208469	PELÚCIA SRF 4X8X 2P1M Cinza | PILE SEAL | JOINT BROSSE PELÚCIA SRF 4X8X 2P1M Preta | PILE SEAL | JOINT BROSSE (VO 53 - VO 54)	4L
208499	VD 2063.N	2H

JANELA DE CORRER 2 FOLHAS - COM PERFIL OS 38

2 SASHES SLIDING WINDOW - WITH OS 38 PROFILE

FENÊTRE COULISSANT 2 VANTAUX - AVEC PROFILÉ OS 38

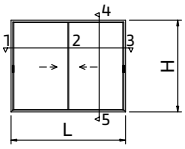

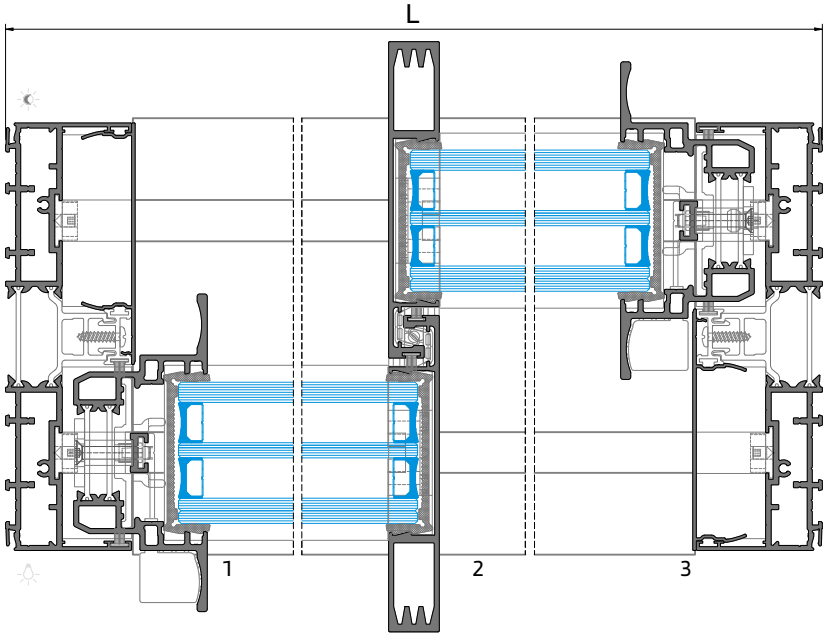

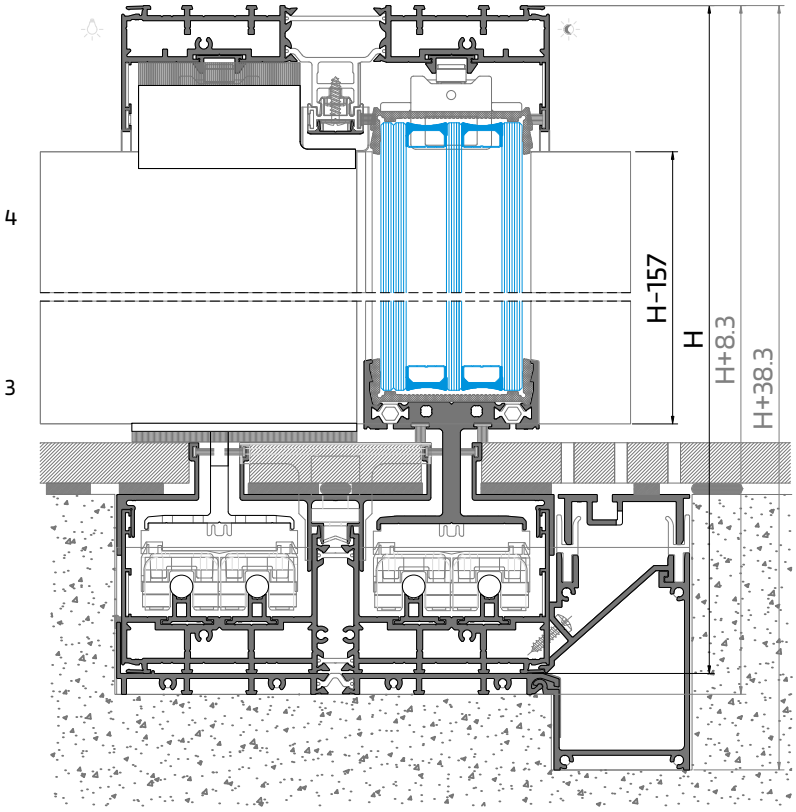

JANELA DE CORRER 2 FOLHAS - COM PERFIL OS 38
2 SASHES SLIDING WINDOW - WITH OS 38 PROFILE
FENÊTRE COULISSANT 2 VANTAUX - AVEC PROFILÉ OS 38

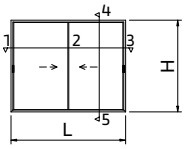

PERFIS | PROFILES | PROFILÉS

CÓDIGO CODE	DESIGNAÇÃO DESIGNATION | NOMINATION	CORTE HORIZ. HORIZONT. DETAIL DÉTAIL HORIZONT.	CORTE VERT. VERTICAL DETAIL DÉTAIL VERTICALE OS 38	QUANT. QUANTITY QUANTITÉ	CORTE CUT COUPÉ
VO 41	ARO FIXO | FIXED FRAME | DORMANT	L	H	1+2	
VO 70	SOLEIRA OS TRIPLE SILL | SEUIL	L	-	1	
SO 18	ARO MÓVEL LATERAL | MOBILE FR. | OUVRANT	-	H-155	2	
OS 53	ARO MÓVEL CENTRAL | MOBILE FR. | OUVRANT	-	H-157	2	
SO 30	VARETA | ROD PROFILE | TIGE	-	H-355	2	
OS 38	ARO MÓVEL | MOBILE FR. | OUVRANT	(L/2)-73	-	2	
VO 63 VO 72	PERFIL REMATE | PROFILE | PROFILÉ (OS 38)	[(L/2)-23]/2	-	8	
VO 64	PERFIL REMATE | PROFILE | PROFILÉ (OS 38)	[(L/2)-23]/2 [(L/2)-44]/2	- -	2 2	
VO 62	PERFIL GUIA INF | LOWER GUIDE PROFILE | PROFILE GUIDE INFÉRIEUR	L-46	-	2	
OS 35	GUIA SUP. | UPPER GUIDE | GUIDE SUPÉRIEUR	L-46	-	2	
OS 70	TAMPA DE CANAL TRACK COVER | PROFILE CACHE CANAL	-	H-115	2	
OS 95	POLIAMIDA | POLYAMIDE | POLYAMIDE	(L/2)-50	H-74	1+2	
OS 30	PERFIL REMATE | PROFILE | PROFILÉ	(L/2)-65	-	1	
SO 86	PERFIL SOLEIRA SILL PROFILE | PROFILÉ DE SEUIL	L	-	1	
SO 25	PERFIL CALEIRA DRAINAGE CHANNEL | GOUTTIÈRE DE VIDANGE	L-5	-	1	
VO 36	TAMPA DE CALEIRA | DRAINAGE CHANNEL GRID | GRILLE POUR GOUTTIÈRE DE VIDANGE	L-5	-	1	
VO 24	PERFIL FIXAÇÃO TAMPA | DRAINAGE CHANNEL GRID FIX. PROF. | PROF. FIXATION GRILLE	(1)			

(1) Peças com 400mm, aplicadas aproximadamente a cada 800mm | Pieces 400mm long, applied approximately every 800mm | Pièces de 400 mm, appliquées à environ tous les 800 mm

ACESSÓRIOS | ACCESSORIES | ACCESSOIRES

CÓDIGO CODE	DESIGNAÇÃO DESIGNATION | NOMINATION	QUANTIDADE QUANTITY | QUANTITÉ
205161	CARRINHO-GUIA OS SUPERIOR Nº3 UPPER-GUIDE ROLLLER BEARING N.3 | ROULEAU-GUIDE SUPÉRIEUR N.3	4
205172	ESQUADRO 18-2210-D | BLOCKING BRACKET | ÉQUERRE	8
213018	CANTO ALINHAMENTO OS N.2 | ANGLE | ANGLE	8
204026	ESQUADRO 9.8x46.5-C | BLOCKING BRACKET | ÉQUERRE	4
202323	CONTRA-FECHO OS INOX C/ AFINAÇÃO Nº2 COUNTER-LOCK BRACKET | CONTRE-FERMETURE SUPPORT	6
213220	AMORTECEDOR OS N.3 | SHOCK ABSORBER | AMORTISSEUR	4
201126	FECHO LATERAL OS TRIPLE Nº4 | N.4 LATERAL LOCK | SERRURE LATÉRALE N.4	2
280049	TESTA LARGA OS-TRIPLE P/FECHO OS N.2 | STRIKING PLATE | GÂCHE	6
215046	PEÇA AJUSTE P/FECHO LAT OS TRIPLE N.4 | ADJUSTEMENT PIECE | PIÉCE DE REGLAGE	8
228167	MOLA PARA RETENÇÃO DE FECHO OS Nº2 OS LOCK RETAINER SPRING | RESSORT DE RETENUE POUR FERMUTURE OS	2
210984	TOPO CENTRAL Nº15 OS-T SOL OCULTA ESQUERDO CENTRAL Nº15 LEFT END-CAP | EMBOUT CENTRAL Nº15 GAUCHE	2
212434	TOPO CENTRAL Nº12 OS-T DIREITO CENT. Nº102 RIGHT END-CAP | EMBOUT CENT. Nº12 DROITE	2
210307	TOPO LATERAL SUP N1 OS T FLOW LAT OS FLOW END-CAP Nº1 | EMBOUT LAT OS T FLOW Nº1	2
210191	TOPO LAT. INF. 40mm Nº20 OS-V3 Sol. Invisível LAT. INF. 40mm Nº 20 END-CAP | EMBOUT LAT. INF. 40mm Nº 20 (OS 38)	2
212066	CONJUNTO TOPOS OS 61 OS 61 END-CAP KIT | KIT D'EMBOUT OS 61	2
213273	CORTA-VENTO OS SUPERIOR UPPER CENTRAL GASKET | PIÉCE D'ÉTANCHÉITE SUPÉRIEUR	1
213416	CORTA-VENTO SOL. OCULTA OS 38 Nº2 CONCEALED CENTRAL GASKET | PIÉCE D'ÉTANCHÉITE CACHÉE (OS 38)	1
210268	GOTEIRA C/ VÁLVULA SVE | FLAP VALVE | CLAPET À VOLET	DIVERSOS DIVERSES | DIVERS
210265	GOTEIRA C/ VÁLVULA BOLA | BALL VALVE | CLAPET À BILLE	DIVERSOS DIVERSES | DIVERS
290020	PARAFUSO PAR 006 | SCREW | VIS	DIVERSOS DIVERSES | DIVERS
215194	CHAPA BLOQUEIO PELÚCIA PILE SEAL LOCK PLATE | PLAQUE DE VERROUILLAGE DE JOINT BROSSE	2
210510	TOPO BLOQUEIO PELÚCIA CV | PILE SEAL LOCK END-CAP CV | EMBOUT DE VERROUILLAGE DE JOINT BROSSE CV	2
212210	CONJ. TOPOS CAL./SOL. OS-T 2-RAIL | DRAINAGE CHANNEL/SILL OS-T 2-RAIL END-CAP KIT | KIT D'EMBOUT DE GOUTTIÈRE/SEUIL OS-T 2-RAIL	2
210604	TAPA FUROS P/ AMORTECEDOR OS N.3 | HOLE COVER FOR SHOCK ABSORBER N.3 | COUVERCLE DE TROU POUR AMORTISSEUR N.3	4
290118	PF ISO7380 M5x35 A2 | Screw | Vis	2
290077	PF DIN7982 PH 4,2x16 A2 | Screw | Vis	1

MAGNÉTICOS | MAGNETICS | ACCESSOIRES

CÓDIGO CODE	DESIGNAÇÃO DESIGNATION | NOMINATION	QUANTIDADE QUANTITY | QUANTITÉ
205005	CARRINHO MAGNÉTICO OS | MAGNETIC SLIDER | ROULEAU MAGNÉTIQUE	VARIÁVEL VARIABLE | VARIABLE
230231	SUPORTE DUPLO CARRINHO MAGNETICO OS | CAP MAGNETIC SLIDER| CAPOT DU ROULEAU MAGNÉTIQUE	= 1/2 Ref. 205005
218141	CALÇO OS MAGNETICO OS TRIPLE | OS MAGNETIC EDGE| CALE OS MAGNÉTIQUE	= 1/2 Ref. 205005
207088	GUIA FERRO 9MM (3M) | LOWER GUIDE | GUIDE INFÉRIEUR	4L
221112	FITA BIADESIVA 3X0,6MM (3M) | DOUBLE SIDE TAPE | RUBAN ADHÉSIF DOUBLE FACE	4L
218242	CALÇO EXTENSOR OS FLOW | PART | Partie	4+2 un. por/ m VO 36 per/m | pour/m
*	FECHO SUAVE MAGNETICO OS T| Soft clousing | Fermeture douce	1 por folha per sash | pour vantail
212409	CONJ. PEÇAS LIG. GUIA FERRO9MM | SET of parts| Ensemble de pièces	2 por folha+x/3,00m per sash | pour vantail

* Opção | Option \| Option

VEDANTES | SEALENTS | JOINTS

CÓDIGO CODE	DESIGNAÇÃO DESIGNATION | NOMINATION	QUANTIDADE QUANTITY | QUANTITÉ
208458 ou | or | ou 208467	PELÚCIA 7x7 Cinza | PILE SEAL | JOINT BROSSE ou | or | ou PELÚCIA 7x7 Preta | PILE SEAL | JOINT BROSSE	2L
208460	PELÚCIA 7x7 S-F | PILE SEAL | JOINT BROSSE	6H
208597	PELÚCIA SRF 4X8X100 2P1M PILE SEAL | JOINT BROSSE (TOPO CENTRAL Nº12 e Nº15)	4un.
208458 ou | or | ou 208467	PELÚCIA 7x7 Cinza | PILE SEAL | JOINT BROSSE (OS 38) ou | or | ou PELÚCIA 7x7 Preta | PILE SEAL | JOINT BROSSE (OS 38)	2L
208468 ou | or | ou 208469	PELÚCIA SRF 4X8X 2P1M Cinza | PILE SEAL | JOINT BROSSE PELÚCIA SRF 4X8X 2P1M Preta | PILE SEAL | JOINT BROSSE (VO 63 - VO 64)	4L
208499	VD 2063.N	2H

V

MAQUINAÇÕES, CORTES E FRESAGENS

MACHININGS, CUTS AND MILLINGS | USINAGES, COUPES ET FRAISAGES

MAQUINAÇÃO DO PERFIL VO 62 E DA GUIA DE FERRO 9MM
VO 62 PROFILE AND IRON ROD BAR MACHINING
USINAGE DU PROFIL VO 62 ET DU TIGE

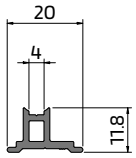

VO 62

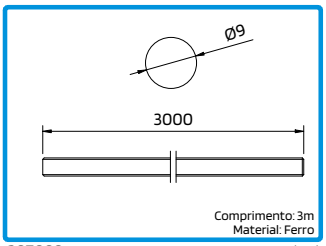

207088 GUIA FERRO 9MM (3M)



FRESAGEM DO VO 62 PARA APLICAÇÃO DAS PEÇAS DE LIGAÇÃO
MILLING OF VO 62 FOR APPPLICATION OF CONNECTING PIECES
USNAGE DU VO 62 POR LÁPPLICATION DES PIÈCES DE RACCORDEMENT

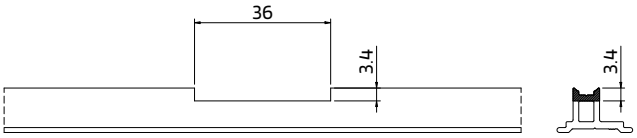

VO 62

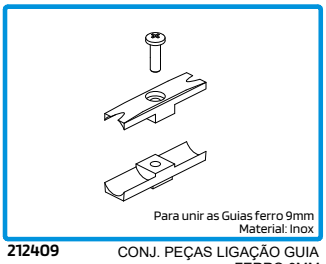

212409 CONJ. PEÇAS LIGAÇÃO GUIA FERRO 9MM

FRESAGEM E FURAÇÃO DO PERFIL VO 41 PARA APLICAÇÃO DA PEÇA DO FECHO SUAVE MAGNÉTICO

MILLING AND DRILLING OF THE VO 41 PROFILE FOR FITTING THE SOFT-CLOSE MAGNETIC PART

FRAISAGE ET PERÇAGE DU PROFIL VO 41 POUR LE MONTAGE DE LA PIÈCE MAGNÉTIQUE SOFT-CLOSE

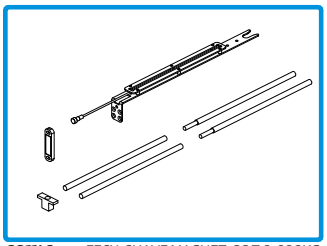

201143 FECH. SUAVE MAGNET. OS T 0-300KG
201144 FECH. SUAVE MAGNET. OS T 301-600KG
201145 FECH.SUAVE MAGNET. OS T 601-1000KG

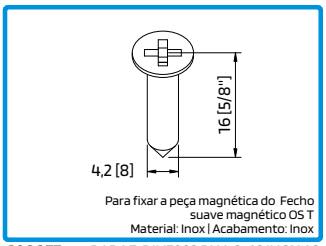

290077 PARAF. DIN7982 PH 4,2x16 INOX A2

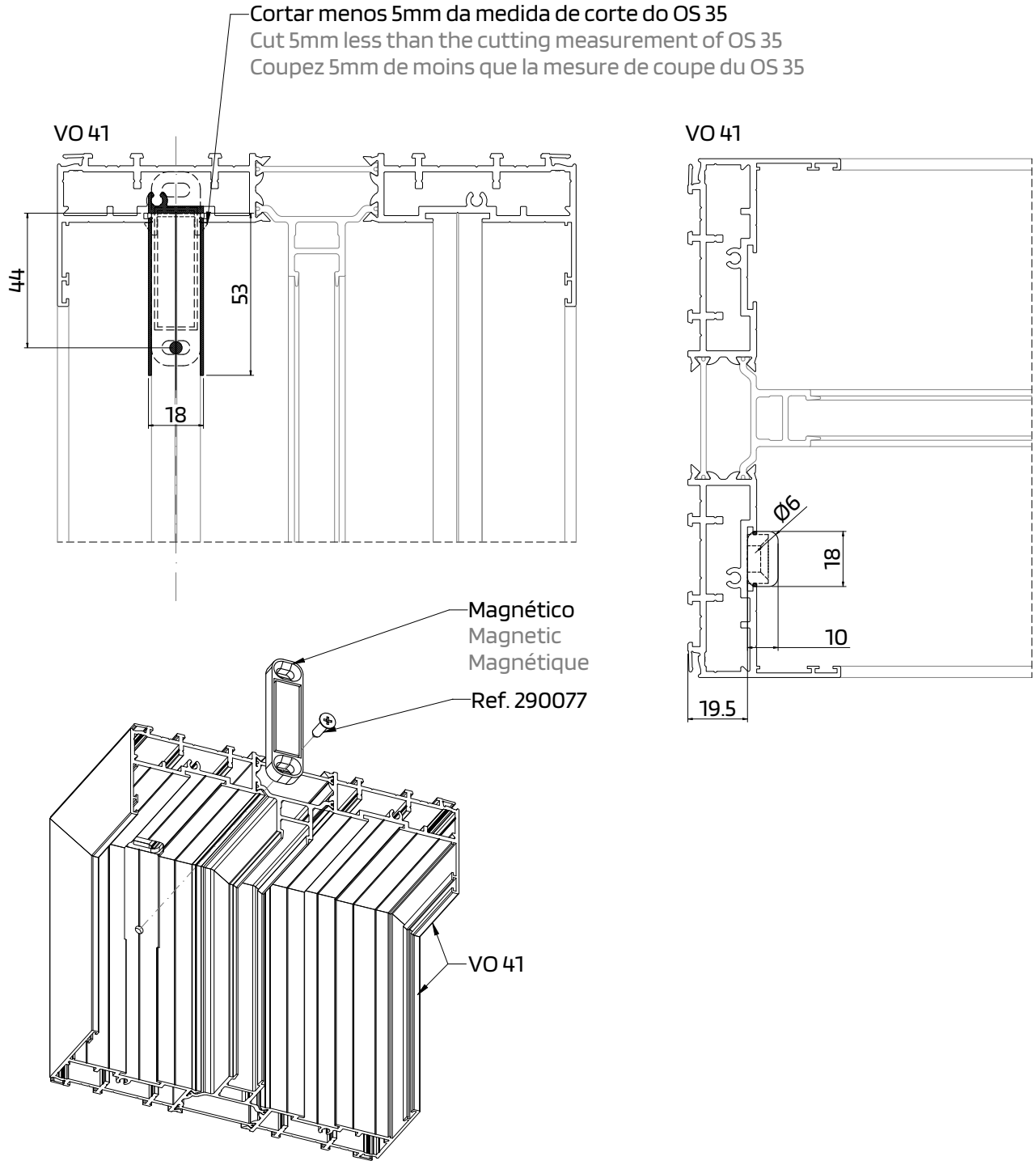

MEDIDAS DE CORTE DOS PERFIS VO 53, VO 63, VO 54 e VO 64

VO 53, VO 63, VO 54 e VO 64 PROFILES CUTING MEASURES

MESURES DE COUPE DES PROFILES VO 53, VO 63, VO 54 e VO 64

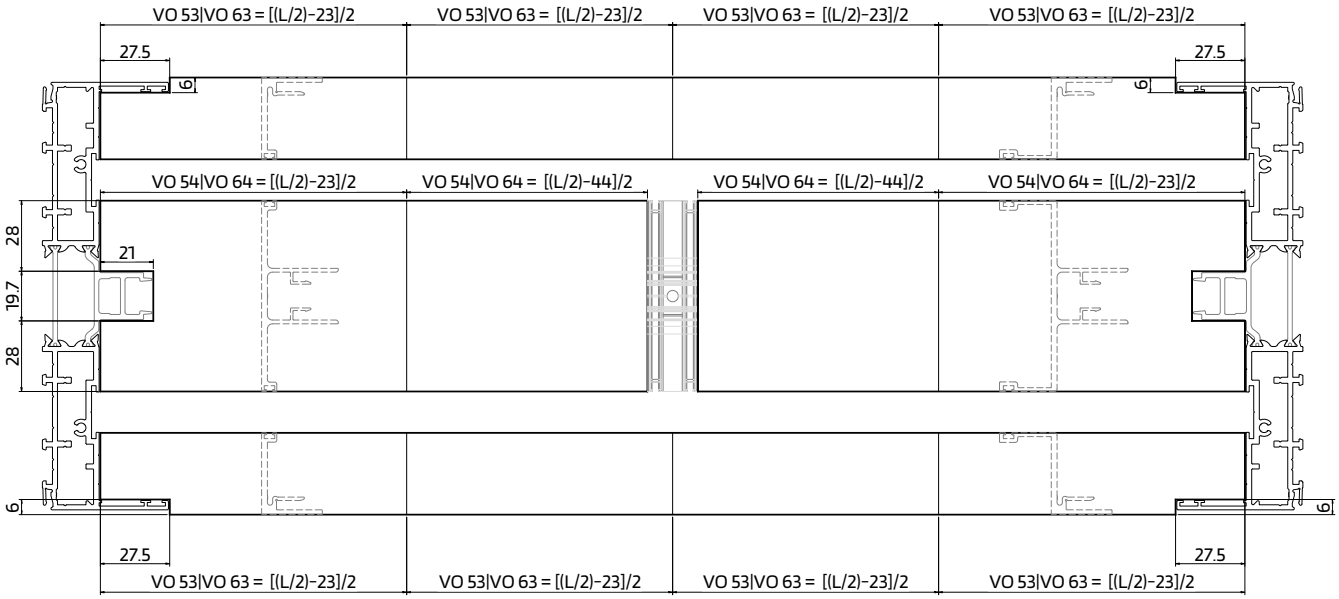

FRESAGEM DOS PERFIS VO 53, VO 63, VO 54 e VO 64

VO 53, VO 63, VO 54 e VO 64 PROFILE MILLING

FRAISAGE DES PROFILES VO 53, VO 63, VO 54 e VO 64

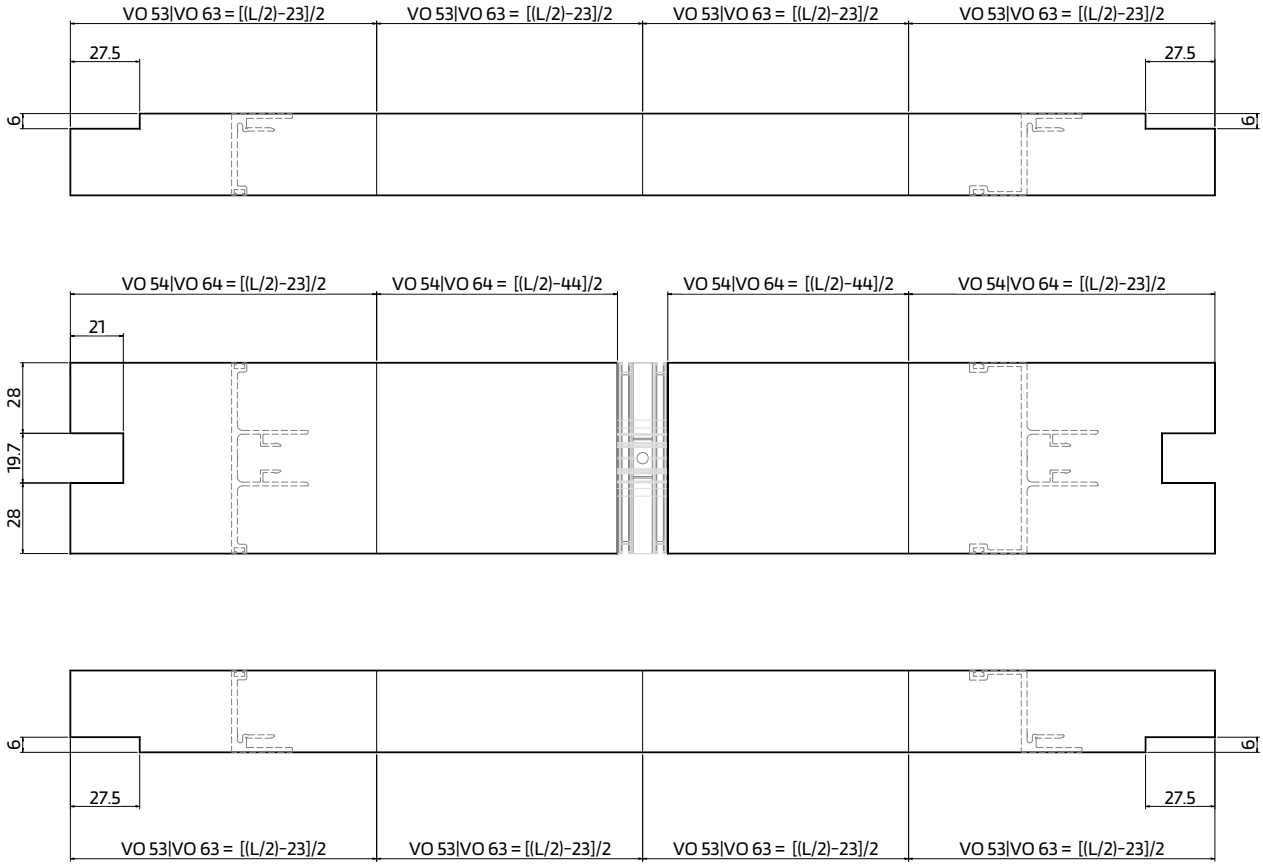

MAQUINAÇÃO E FRESAGEM DO PERFIL OS 70 - SOLEIRA OCULTA COM O PERFIL OS 28

OS 70 PROFILE MACHINING AND MILLING - CONCEALED SILL WITH OS 28 PROFILE

USINAGE ET FRAISAGE DU PROFILÉ OS 70 - SEUIL CACHÉE AVEC PROFILÉ OS 28

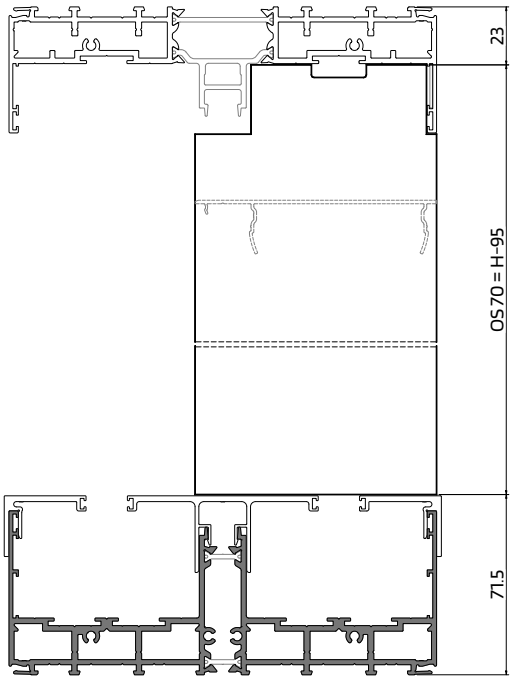

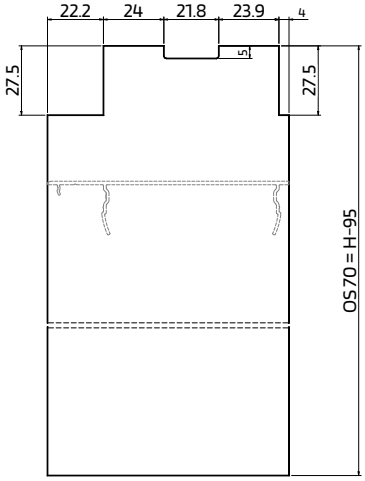

MAQUINAÇÃO E FRESAGEM DO PERFIL OS 70 - SOLEIRA OCULTA COM O PERFIL OS 38

OS 70 PROFILE MACHINING AND MILLING - CONCEALED SILL WITH OS 38 PROFILE

USINAGE ET FRAISAGE DU PROFILÉ OS 70 - SEUIL CACHÉE AVEC PROFILÉ OS 38

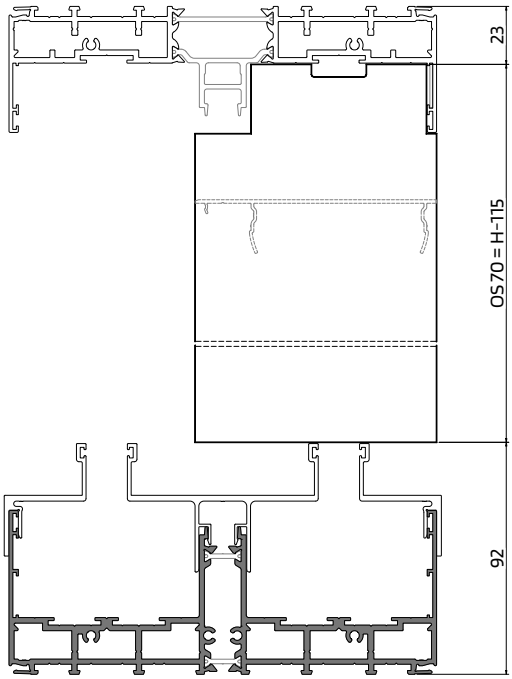

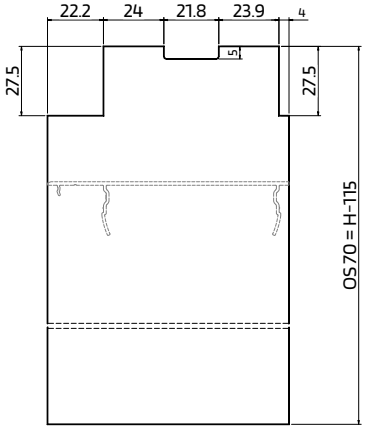

FRESAGENS PARA PERFIS MÓVEIS INFERIORES OS 08 / OS 18
MILLINGS FOR BOTTOM MOBILE PROFILES OS 08 / OS 18
FRAISAGES POUR PROFILÉS MOBILES INFÉRIEURS OS 08 / OS 18

Ligação lateral
Lateral connection
Connexion latérale

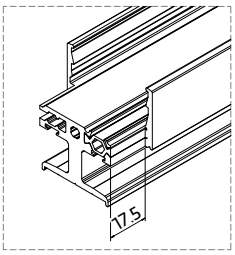

Ligação central
Central connection
Connexion centrale

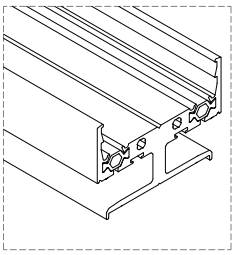

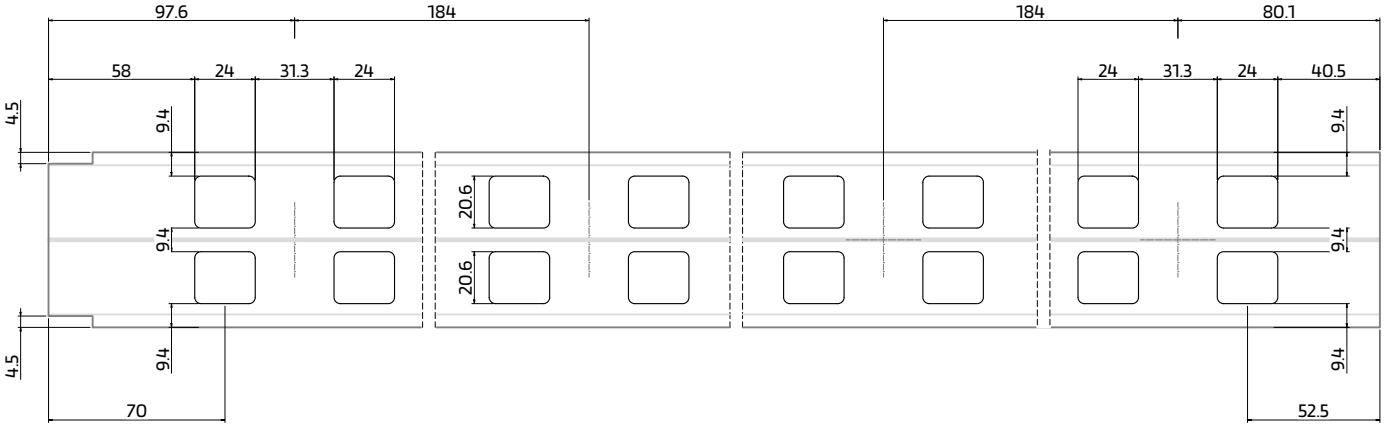

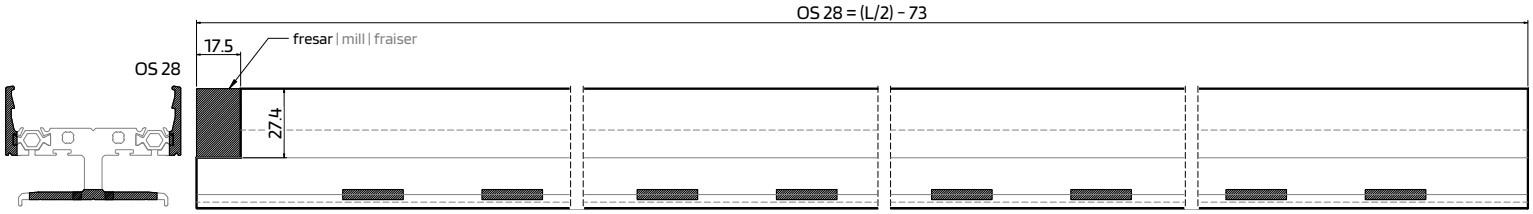

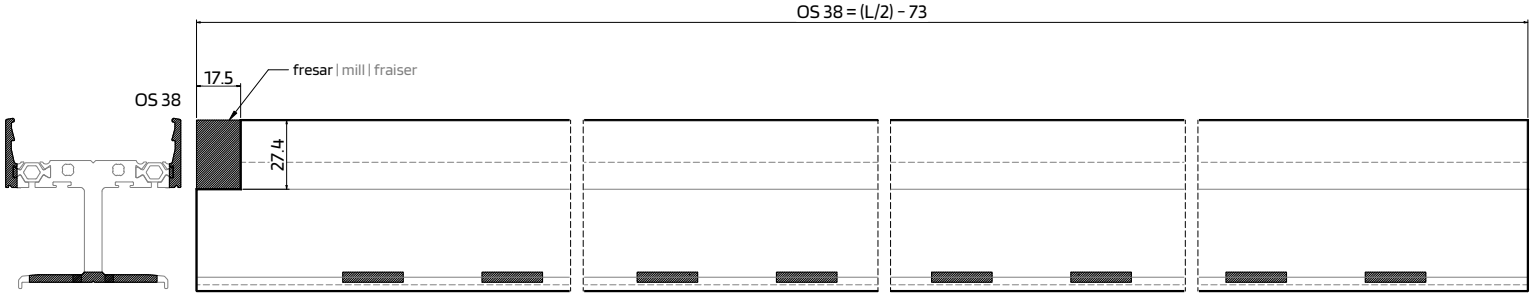

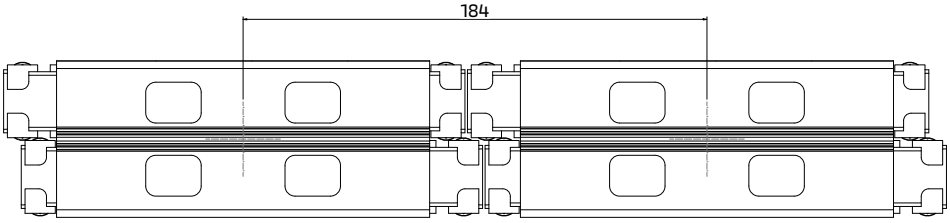

VI

MONTAGENS

ASSEMBLIES | ASSAMBLAGES

CARACTERÍSTICAS DO CARRINHO MAGNETICO
MAGNETIC CART CHARACTERISTICS
CARACTÉRISTIQUES DU CHARIOT MAGNÉTIQUE

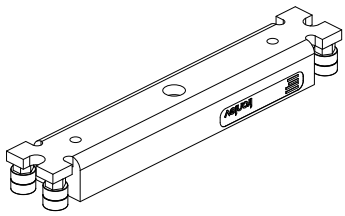

Peso máximo: 25Kg/carrinho
125Kg/ml

205005 CARRINHO MAGNETICO OS

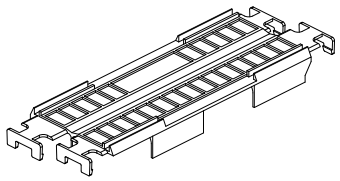

Acabamento: Azul

230231 SUPORTE DUPLO CARRINHOS MAGNETICO OS

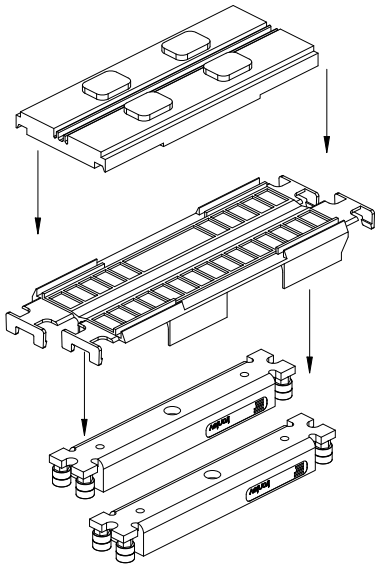

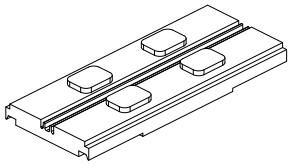

Material: Poliamida | Acabamento: Preto

218141 CALÇO OS MAGNETICO OS-TRIPLE

A posição vertical do rolamento em relação ao rail inox é varíavel consoante o peso da vidro
The vertical position if the bearing in relation to the stainless steel rail varies depending on the weight of the glass
La position vertical du rouleout en rapport au rail au acier inoxydable varie en fonction de charge du verre

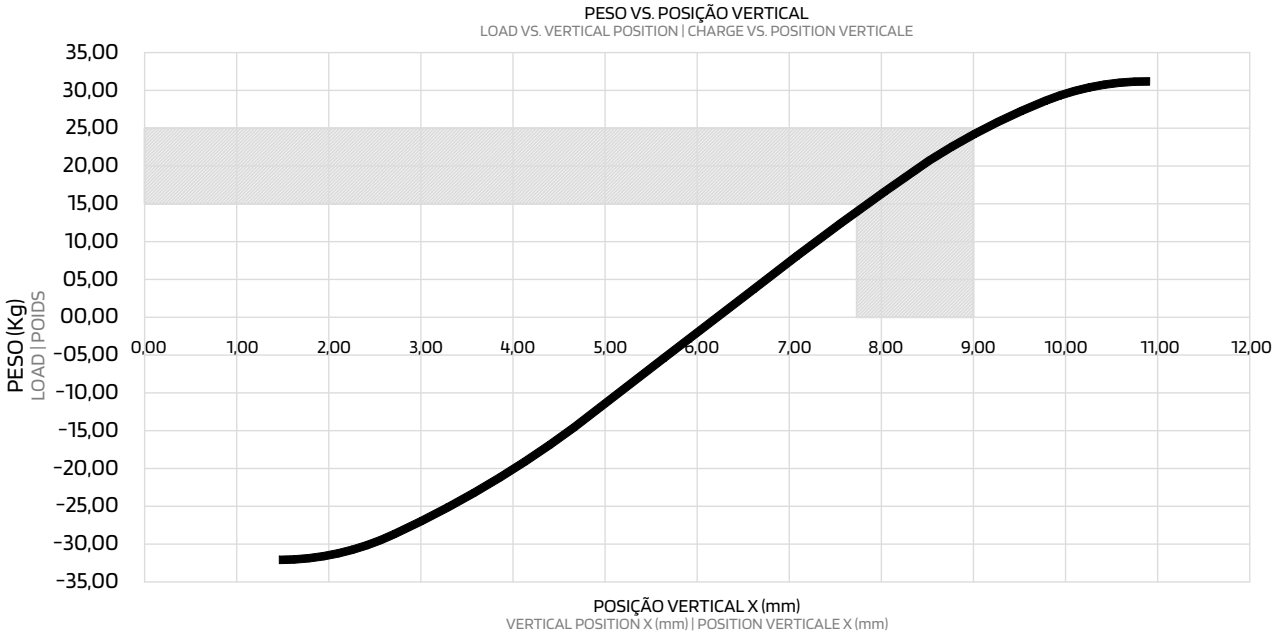

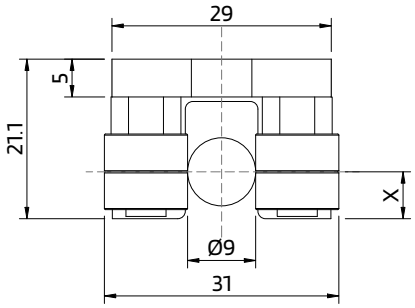

MONTAGEM DOS CARRINHOS MAGNETICOS EM LINHA
MAGNETICS ROLLER BEARING ASSEMBLY
ASSEMBLAGE DE MAFNÉTIQUES EN LIGNE

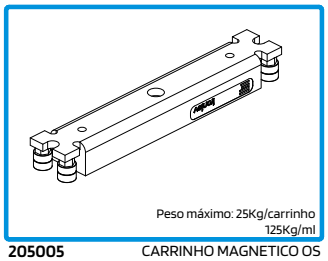

205005 CARRINHO MAGNETICO OS

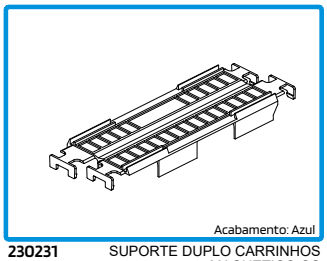

230231 SUPORTE DUPLO CARRINHOS MAGNETICO OS

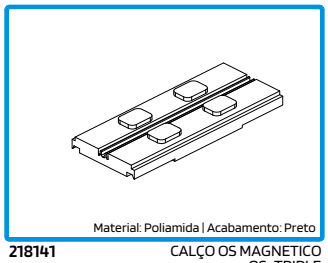

218141 CALÇO OS MAGNETICO OS-TRIPLE

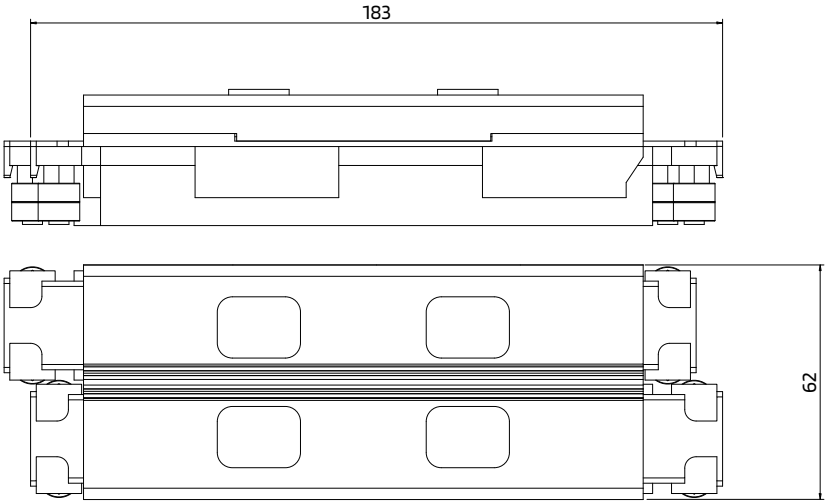

Montar os rolamentos em linha até atingir o peso máximo linear
Assembling the slider in a line until reach the máximum lenear weight
Assemblez les roulements em ligne jusqu'à atteindre le charge linéaire maximal

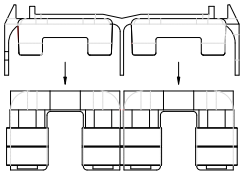

PESO MÁXIMO POR ROLAMENTO SLIDER MAXIMUM LOAD CHARGE MAXIMAL DU ROULEAU
25 x 2 kg
CAPACIDADE DE GARGA LINEAR LINEAR LOAD CAPACITY CAPACITÉ DE CHARGE LINÉAIRE
250kg/ml

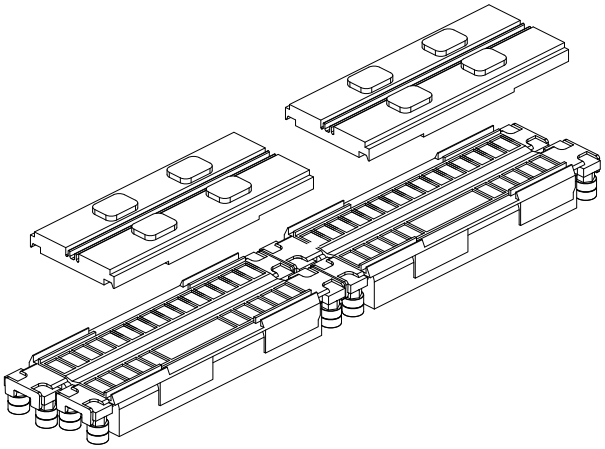

APLICAÇÃO DO PERFIL VO 62 E DA GUIA DE FERRO 9MM
INSTALLATION OF THE VO 62 PROFILE AND THE 9 MM IRON GUIDE
APPLICATION DU PROFILÉ VO 62 ET DE LA GUIDE EN FER DE 9 MM

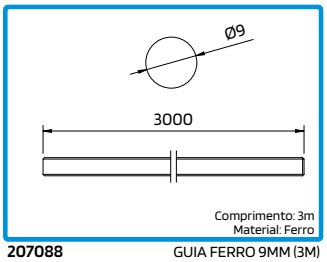

207088 GUIA FERRO 9MM (3M)

221112 FITA BIADESIVA 3X0,6MM (33M)

1. Colocar os perfis VO 62 no perfil VO 70
Insert the VO 62 profiles into the VO 70 profile
Insérer les profilés VO 62 dans le profilé VO 70

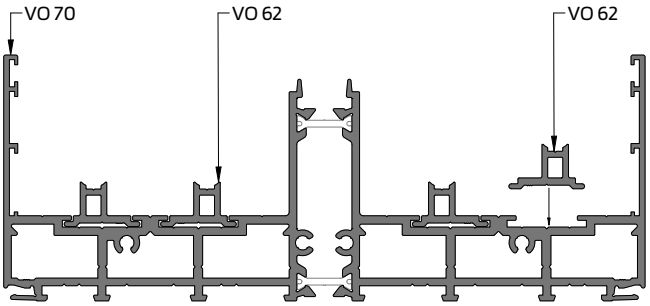

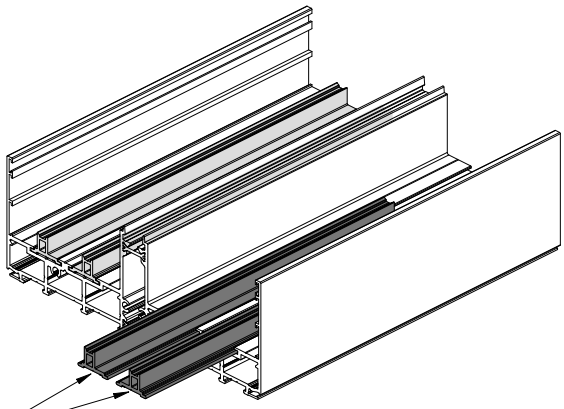

Deslizar os perfis VO 62 na soleira
Slide the rails into the sill
Glissez les profilés VO 62 sur le seuil

2. Fixar as Guias 9mm ao perfil VO 62
Attach the 9mm guides to the VO 62 profile
Fixer les guides 9mm au profilé VO 62

Aplicar a Fita biadesiva no perfil VO 62
Apply the double-sided adhesive tape to the VO 62 profile
Appliquez le ruban adhésif double face sur le profilé VO 62

Fixar a guia 9MM à fita biadesiva
Attach the 9mm iron guide to the double-sided adhesive tape
Fixez le guide en fer de 9 mm sur le ruban adhésif double face

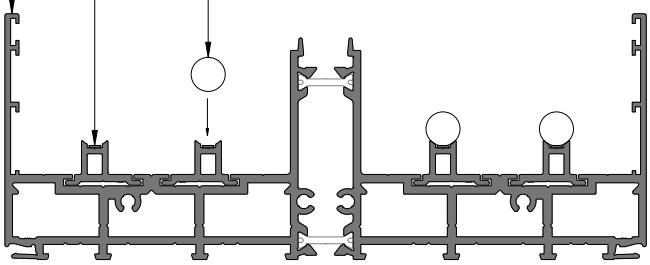

APLICAÇÃO DO CONJUNTO PEÇAS DE LIGAÇÃO
APPPLICATION OF CONNECTING PIECES KIT
APPLICATION DU KIT DE PIÈCES DE RACCORDEMENT

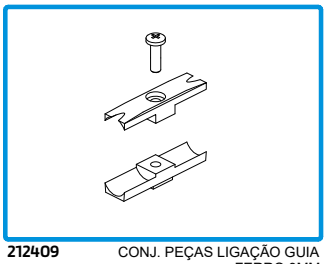

212409 CONJ. PEÇAS LIGAÇÃO GUIA FERRO 9MM

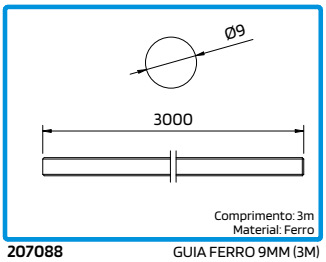

207088 GUIA FERRO 9MM (3M)

1. Colocar os perfis VO 62 no perfil VO 70
Insert the VO 62 profiles into the VO 70 profile
Insérer les profilés VO 62 dans le profilé VO 70

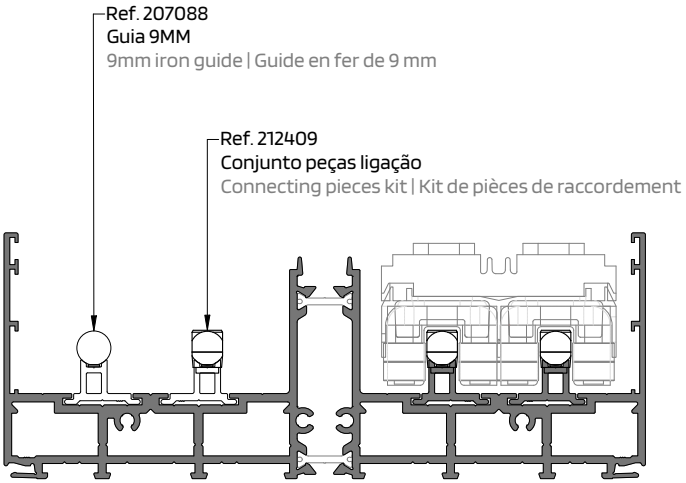

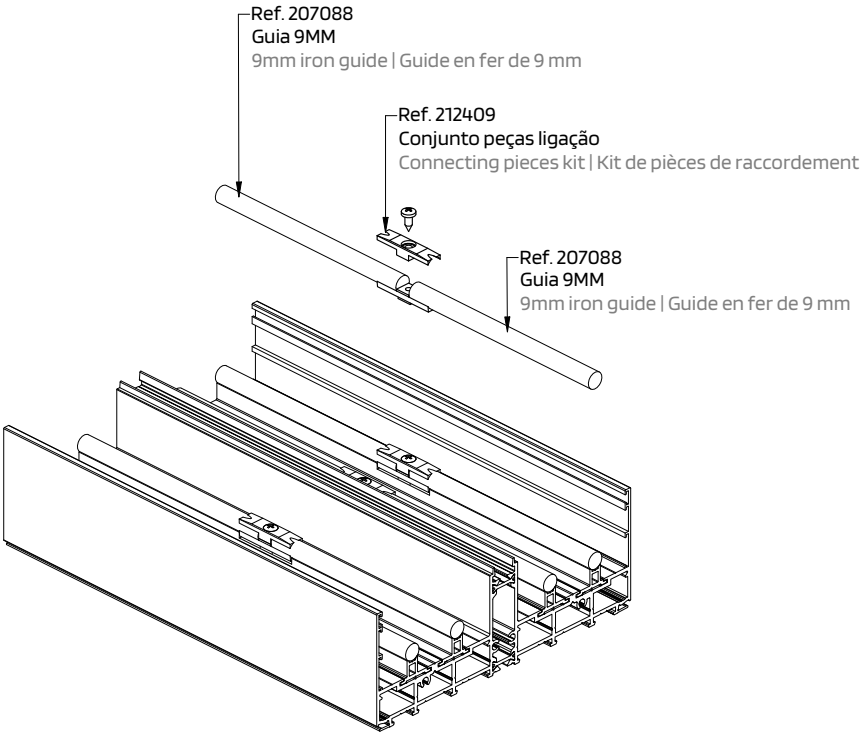

MONTAGEM DO FECHO SUAVE MAGNÉTICO
SOFT-CLOSE MAGNETIC ASSEMBLING
ASSEMBLAGE DU MAGNÉTIQUE SOFT-CLOSE

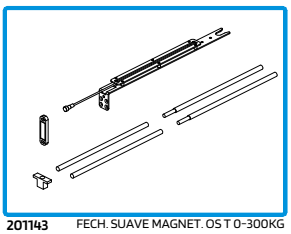

201143 FECH. SUAVE MAGNET. OS T 0-300KG
201144 FECH. SUAVE MAGNET. OS T 301-600KG
201145 FECH.SUAVE MAGNET. OS T 601-1000KG

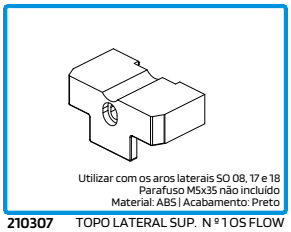

Utilizar com os aros laterais SO 08, 17 e 18
Parafuso M5x35 não incluído
Material: ABS | Acabamento: Preto

210307 TOPO LATERAL SUP. Nº 1 OS FLOW

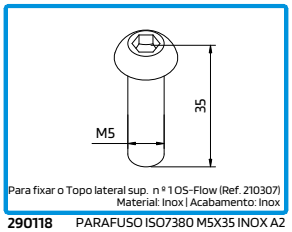

Para fixar o Topo lateral sup. nº 1 OS-Flow (Ref. 210307)
Material: Inox | Acabamento: Inox

290118 PARAFUSO ISO7380 M5X35 INOX A2

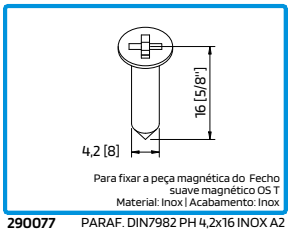

Para fixar a peça magnética do Fecho suave magnético OS T
Material: Inox | Acabamento: Inox

290077 PARAF. DIN7982 PH 4,2x16 INOX A2

Furação adicional no Fecho suave magnético
Additional hole in the Soft-close magnetic
Perçage supplémentaire sur le Magnétique soft-close

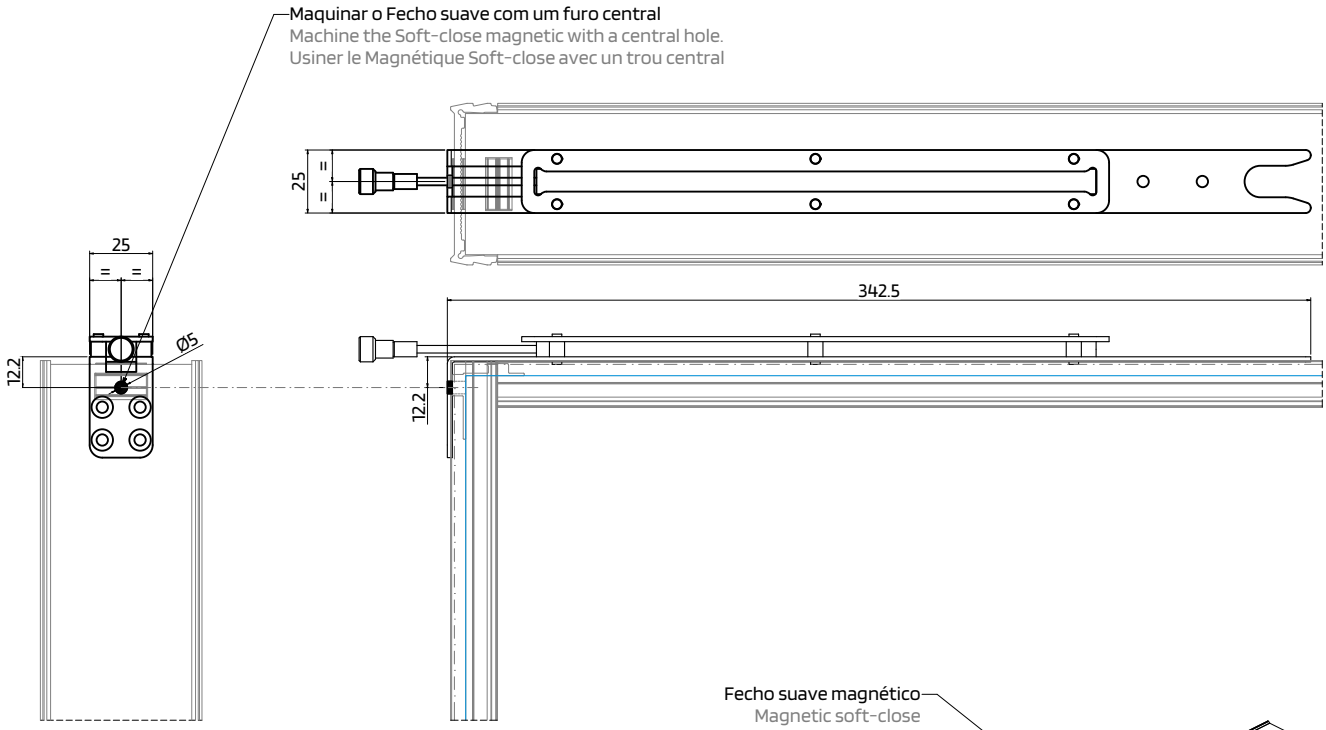

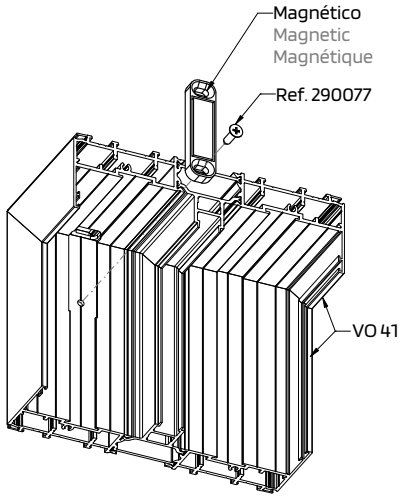

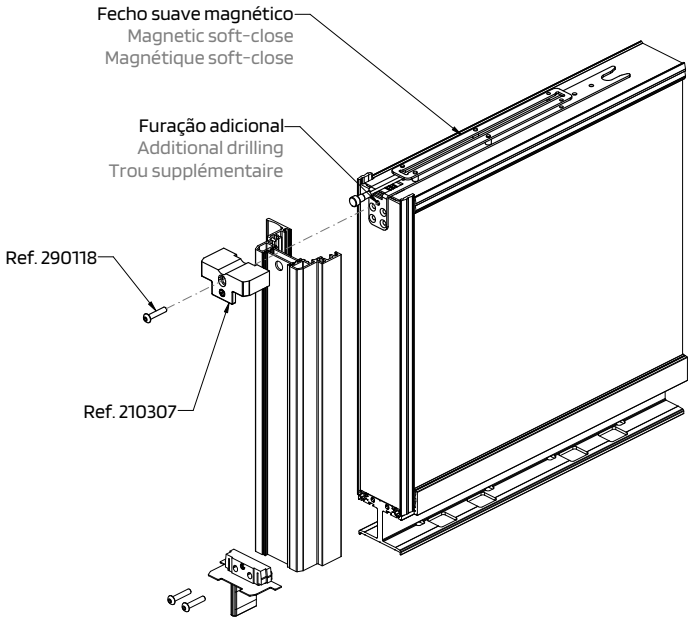

MONTAGEM DO FECHO SUAVE MAGNÉTICO
SOFT-CLOSE MAGNETIC ASSEMBLING
ASSEMBLAGE DU MAGNÉTIQUE SOFT-CLOSE

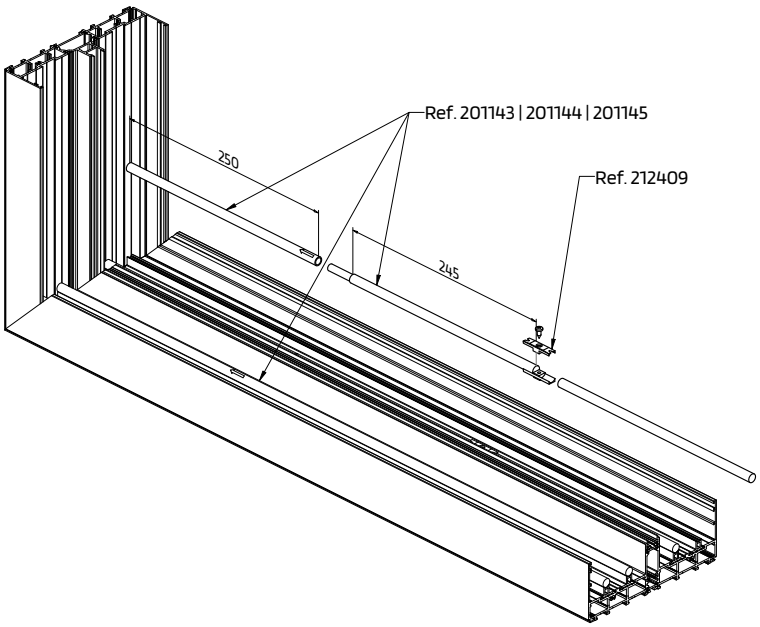

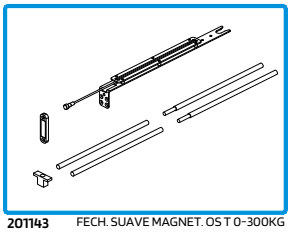

201143 FECH. SUAVE MAGNET. OS T 0-300KG
201144 FECH. SUAVE MAGNET. OS T 301-600KG
201145 FECH.SUAVE MAGNET. OS T 601-1000KG

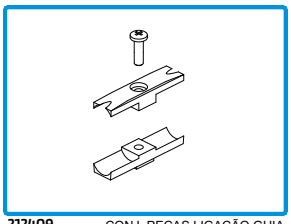

212409 CONJ. PEÇAS LIGAÇÃO GUIA FERRO 9MM

Posicionar a barra magnética com a seta voltada para cima, na união do encaixe
Position the magnetic bar with the arrow pointing upwards, at the joint of the fitting
Placez la barre magnétique, avec la flèche tournée vers le haut, au niveau du raccord de l'emboîtement

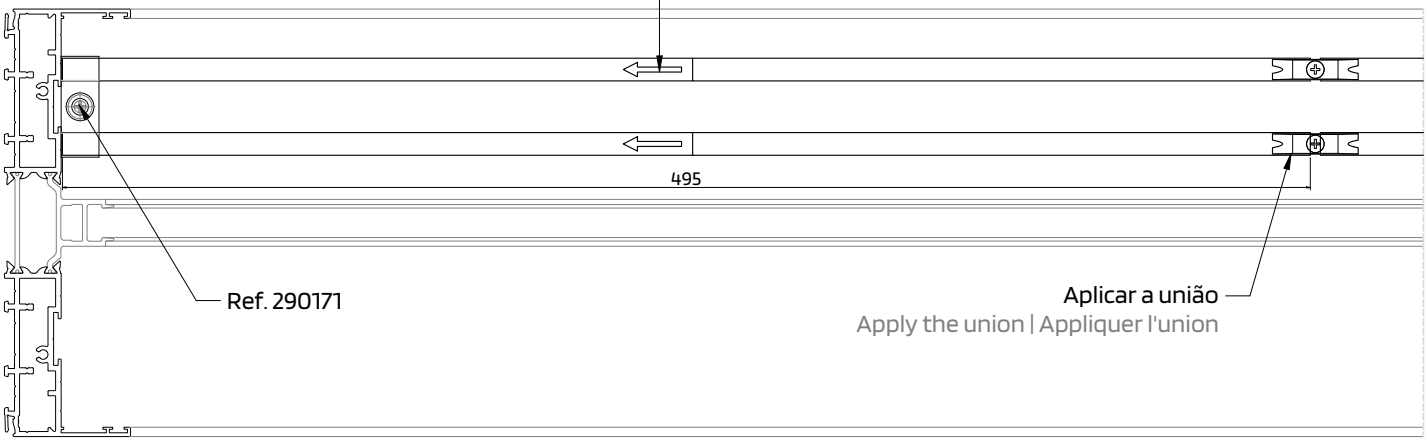

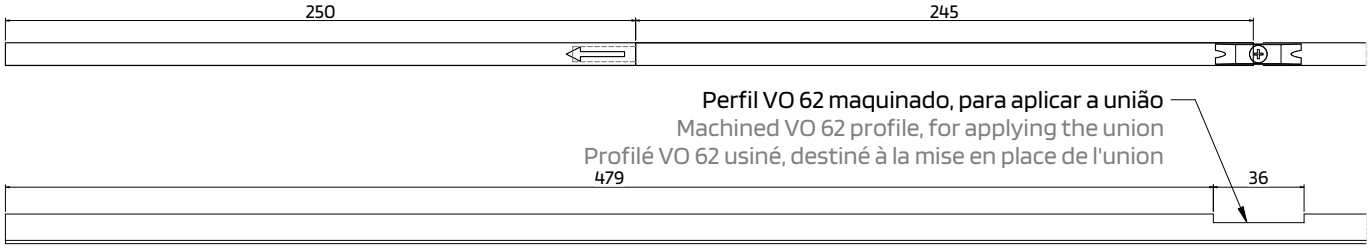

Perfil VO 62 maquinado, para aplicar a união
Machined VO 62 profile, for applying the union
Profilé VO 62 usiné, destiné à la mise en place de l'union

MONTAGEM DO FECHO SUAVE MAGNÉTICO
SOFT-CLOSE MAGNETIC ASSEMBLING
ASSEMBLAGE DU MAGNÉTIQUE SOFT-CLOSE

Ref. 290171

Aplicar o reforço de fixação nos terminais dos rails.
Apply the fastening reinforcement to the rail ends.
Appliquez le renfort de fixation aux extrémités du rail .

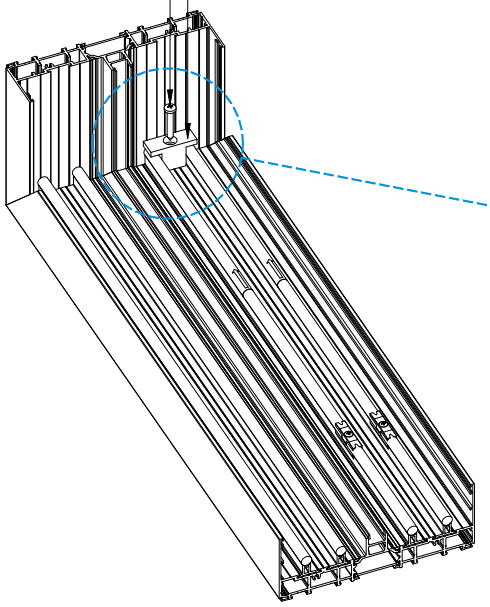

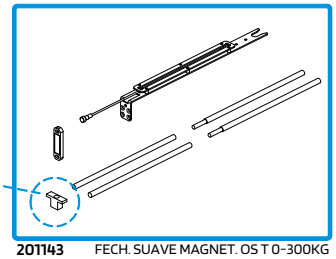

201143 FECH. SUAVE MAGNET. OS T 0-300KG
201144 FECH. SUAVE MAGNET. OS T 301-600KG
201145 FECH.SUAVE MAGNET. OS T 601-1000KG

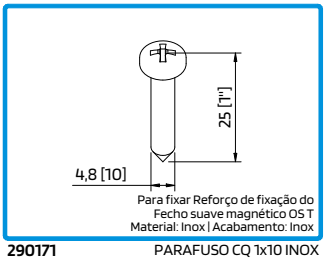

Para fixar Reforço de fixação do Fecho suave magnético OS T
Material: Inox | Acabamento: Inox

290171 PARAFUSO CQ 1x10 INOX

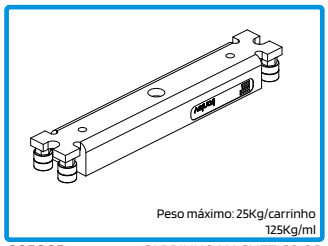

Peso máximo: 25Kg/carrinho 125Kg/ml

205005 CARRINHO MAGNETICO OS

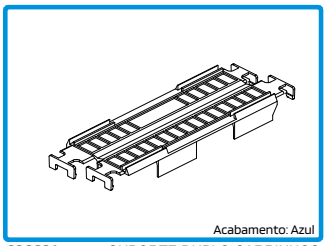

Acabamento: Azul

230231 SUPORTE DUPLO CARRINHOS MAGNETICO OS

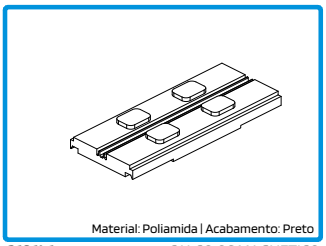

Material: Poliamida | Acabamento: Preto

218141 CALÇO OS MAGNETICO OS-TRIPLE

Verificar a posição do carrinho magnético com a etiqueta orientada segundo o desenho.
Check the position of the magnetic with the label oriented according to the drawing.
Vérifiez la position du magnétique, l'ètiquette étant orientée conformément au schéma.

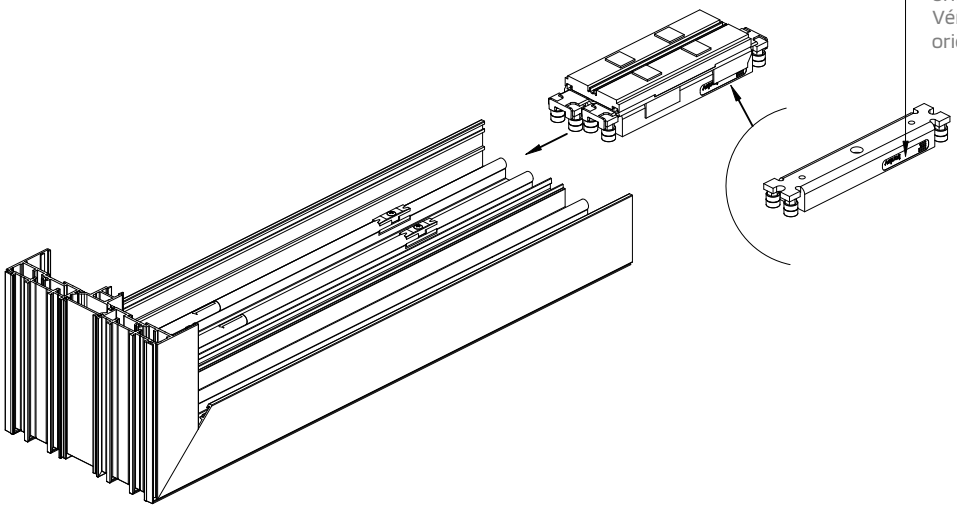

MONTAGEM DOS ROLAMENTO NO RAIL INOX
SLIDER ASSEMBLY IN TO STAINLESS STEEL ROD BAR
ASSEMBLAGE DU ROULEAU DANS LE TIGE ACIER INOXYDABLE

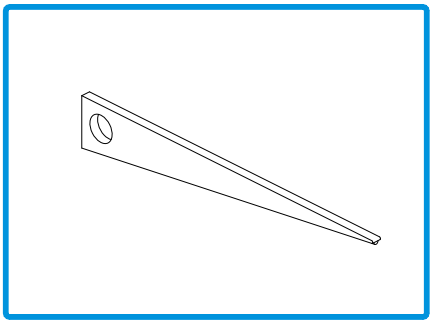

228221 FERRAMENTA CARRINHO MAGNETICO OS

Durante as operações de instalação e manutenção, a força de atração dos ímanes com rails ou com as ferramentas em material ferroso pode provocar o esmagamento dos dedos e das mãos dos operadores. Recomenda-se a utilização de EPI's necessários. Não deixe objectos ferrosos do sistema durante a fase de instalação, quando o rolamento não está inserido no rail.

During installation and maintenance operations, the attractive force of the magnets with the rails or with tools in ferrous material can cause crushing of the fingers and hands of the operators. Follow the instructions regarding installation methods in the appropriate chapter wearing the required PPE. Do not leave ferrous objects near the system during the installation phase, when the slider is not inserted on the rail.

Pendant les opération d'istallation et de maintenance, la force d'attraction des aimants avec les rails ou les outils dans les matériaux ferreux peut entraîner l'écrasement des doigts et des mains des opérateurs. Est recommandé portes les EPI'S requi. Ne laissez pas d'óbjets ferreux à proximité du système pendant la phase d'instalation, lorsque le rouleurs n'est pas inséré sur le rail.

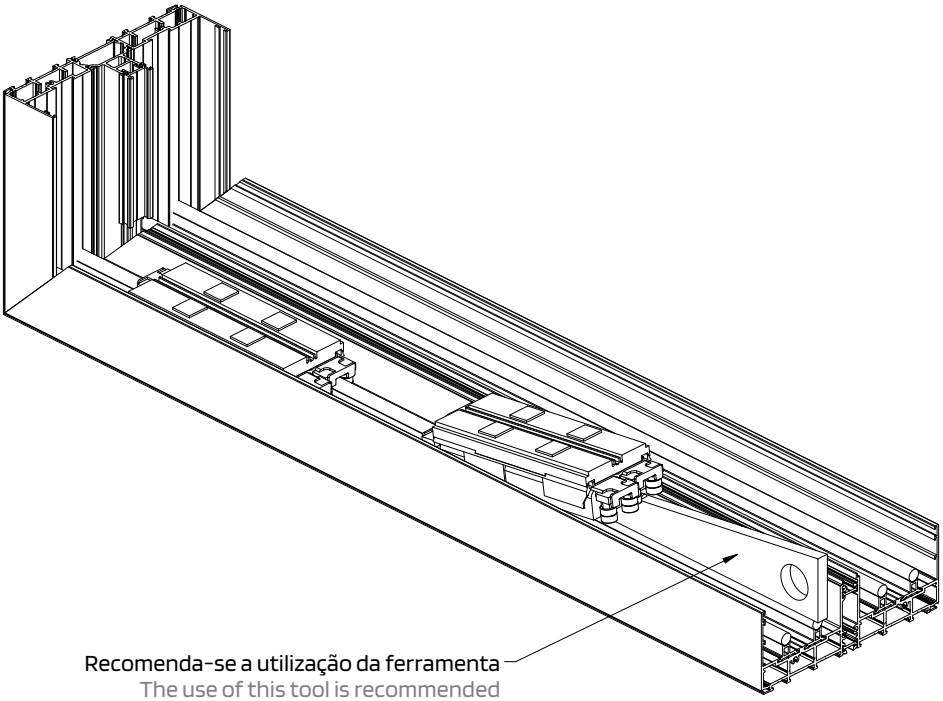

Recomenda-se a utilização da ferramenta
The use of this tool is recommended
La utilizacion de cet outil est recommandée

VII

ANOTAÇÕES
ANNOTATIONS | REMARQUES

ATUALIZAÇÕES REALIZADAS NESTA VERSÃO UPDATES DONE IN THIS VERSION | LES MISES À JOUR EFFECTUÉES DANS CETTE VERSION	
1	**CAP IV - PORMENORES** - Corrigidas as medidas de corte das varetas SO 30: passam a ser consideradas mais curtas em 200mm; - Corrigidas as medidas de corte dos perfis OS 28 e OS 38: por serem aplicados os topos ocultos, os perfis móveis não levam malhetes do lado do aro central, o corte é reto e termina junto aos centrais **CHAPTER IV - SDETAILS** -The cutting dimensions for SO 30 rods have been corrected: they are now considered to be 200 mm shorter - The cutting dimensions for the OS 28 and OS 38 profiles have been corrected: as concealed end caps are used, the mobile profiles do not have notches on the side of the central frame; the cut is straight and ends flush with the central sections **CHAPITRE IV - DÉTAILS** - Les dimensions de coupe des barres SO 30 ont été corrigées : elles sont désormais considérées comme étant plus courtes de 200 mm; - Les cotes de découpe des profilés OS 28 et OS 38 ont été corrigées : comme on utilise des embouts invisibles, l'ouvrants ne présentent pas d'encoches sur le côté du profilé central ; la découpe est droite et affleure les profilés centraux
2	**CAP IV - MAQUINAÇÕES** - PAG VI.1-5: Corrigidas as medidas de corte dos perfis OS 28 e OS 38. Corrigido também o esquema de corte referenta à Ligação central (estava com malhete e é corte reto) **CHAPTER IV - MACHININGS** - PAGE VI.1-5: The cutting dimensions for profiles OS 28 and OS 38 have been corrected. The cutting scheme for the central connection has also been corrected (it was shown as a mitre cut but should be a straight cut). **CHAPITRE IV - USINAGES** - PAGE VI.1-5 : Les dimensions de découpe des profilés OS 28 et OS 38 ont été corrigées. Le schéma de découpe pour le raccord central a également été corrigé (il était représenté comme une coupe en onglet, alors qu'il s'agit en réalité d'une coupe droite).

Este Catálogo Técnico poderá sofrer alterações sem aviso prévio.
A Sosoares reserva-se o direito de introduzir alterações para melhorar os seus produtos.
Qualquer encomenda deverá ser sujeita a confirmação dos nossos serviços.
A publicação do presente Catálogo Técnico anula qualquer versão em vigor, sendo válida até nova atualização.

This Technical Catalog might be subject to changes without prior notice.
Sosoares reserves the right to make changes to improve its products.
All orders must pass through the confirmation of our technical services.
The publication of this Technical Catalogue cancels any version in use, and is valid until a new update.

Ce Catalogue Technique pourra être modifié sans pré avis de notre part.
Sosoares se réserve le droit d'apporter des modifications pour améliorer ses produits.
Toute commande devra être confirmée par nos services.
La publication de ce Catalogue Technique annule toute version en vigueur, et est valable jusqu'à une nouvelle mise à jour.

SOSOARES
Rua do Campo Alegre, 474
4150-170 Porto
T +351 226 096 709* | F +351 226 005 642*
E comercial@sosoares.pt

ALFA SUL
EN Lisboa-Sintra Km 14
2725-397 Mem Martins
T +351 219 265 090* | F +351 219 265 098*
E alfa.sul@sosoares.pt

ALULIDER
Pavilhão Industrial H - Plataforma 13D
Zona Franca Industrial
9200-047 Caniçal - Madeira
T +351 291 960 494* | F +351 291 960 497*
E alulider@sosoares.pt

www.sosoares.pt

*Chamada para rede fixa nacional Portuguesa
Portuguese fixed network call
Appels vers le réseau fixe Portugais

DATA | DATE | DATE: 23-10-2026